



Katalog BPS: 8202006

**BULETIN**  
**STATISTIK PERDAGANGAN LUAR NEGERI**  
*FOREIGN TRADE STATISTICAL BULLETIN*

# **IMPOR / IMPORTS**

**Juli**  
*July*

# **2013**



**BADAN PUSAT STATISTIK**



**BULETIN**

**STATISTIK PERDAGANGAN LUAR NEGERI**  
*FOREIGN TRADE STATISTICAL BULLETIN*

**IMPOR / IMPORTS**

**Juli**  
*July*

**2013**



**Buletin**  
**STATISTIK PERDAGANGAN LUAR NEGERI**  
**FOREIGN TRADE STATISTICAL BULLETIN**  
**IMPOR/IMPORTS**

**Juli/July 2013**

**No. Publikasi / Publication Number : 06120.1317**

**No. ISSN / ISSN : 0126-3668**

**Katalog BPS / BPS Catalogue : 8202006**

**Ukuran Buku / Book Size : 21 Cm x 28 Cm**

**Jumlah Halaman / Number of pages : xix+179 halaman/pages**

**Naskah / Manuscript :**

**Subdirektorat Statistik Impor**

*Subdirectorate of Import Statistics*

**Gambar Kulit / Cover Design :**

**Subdirektorat Publikasi dan Kompilasi Statistik**

*Subdirectorate of Statistical Publication and Compilation*

**Diterbitkan oleh / Published by :**

**Badan Pusat Statistik, Jakarta-Indonesia**

*BPS - Statistics Indonesia*

**Dicetak oleh / Printed by :**

**Boleh dikutip dengan menyebut sumbernya**

*May be cited with reference to the source*

## KATA PENGANTAR

Publikasi Statistik Impor Juli 2013 merupakan kelanjutan dari publikasi sebelumnya yang diterbitkan secara bulanan oleh Badan Pusat Statistik Republik Indonesia (BPS-RI). Data yang disajikan dalam publikasi ini, mencakup :

- A. Impor menurut Golongan Barang HS, Golongan Barang SITC, Komoditi (HS), Negara Asal, Pelabuhan Impor, Negara Asal dan Lima Golongan Barang Utama SITC 3 digit, Komoditi tertentu dan Negara Asal Utama
- B. Impor Kawasan Berikat menurut Golongan Barang HS 2 digit, Golongan Barang SITC, Negara Asal, Provinsi dan Pelabuhan Impor

Ucapan terima kasih dan penghargaan yang setinggi-tingginya disampaikan kepada Direktorat Jenderal Bea dan Cukai, Kementerian Keuangan dan Bank Indonesia yang telah secara teratur dan berkesinambungan mengirimkan dokumen PIB, serta PT. Pertamina yang telah memberikan data impor minyak dan gas secara rutin. Selanjutnya, kepada semua pihak yang juga telah membantu BPS-RI sehingga memungkinkan diterbitkannya publikasi ini diucapkan terima kasih.

Akhirnya, kami mengharapkan semoga publikasi ini bermanfaat bagi pengguna data.

Jakarta, Oktober 2013  
Badan Pusat Statistik  
Kepala



**Dr. SURYAMIN, M.Sc**  
**NIP. 195608051979031001**

## FOREWORD

The monthly publication of import statistics, is a sequential issue from the preceding publication which developed by The BPS-Statistics of the Republic of Indonesia. This Publication covered:

- A. Import by HS Commodity Groups, SITC Commodity Groups, Commodity (HS), Country of Origin, Port of Importation, Country of Origin and Five Major SITC Commodity Group, Certain Commodities import by Main Country of Origin
- B. Bonded Zone import by Commodity 2 Digits HS, by SITC Commodity Group, Country of Origin, by Province and port of Importation

Deeply gratitude and the highest appreciation are due to the Directorate General of Custom, Ministry of Finance and Bank of Indonesia of their contribution of regularly in sending documents, and also to PT. Pertamina for the best cooperation in supporting data of oil and gas so that BPS published this edition successfully.

Finally, it is hoped that this publication would be useful for users.

Jakarta, October 2013  
BPS-Statistics Indonesia  
Distribution and Service Statistics



**Dr. SURYAMIN, M.Sc**  
Director General

# PENJELASAN

## 1. DAERAH PENCATATAN

Daerah pencatatan statistik dalam publikasi ini meliputi seluruh wilayah Republik Indonesia.

## 2. SUMBER DOKUMEN

Statistik dikumpulkan berdasarkan dokumen impor (Pemberitahuan Impor Barang (PIB - BC 2.0) dan Pemberitahuan Pengangkutan Barang Impor (PPBI - BC 2.3) yang diisi oleh importir. Dokumen PIB - BC 2.0 dan PPBI - BC 2.3 diterima dari Bea dan Cukai dan berlaku sejak April 1997 berdasarkan Surat Keputusan Menteri Keuangan nomor 101/KMK.05/1997 tanggal 10 Maret 1997.

## 3. SISTEM PERDAGANGAN

Sistem pencatatan Statistik Perdagangan Luar Negeri mempergunakan Sistem Perdagangan Umum (*the General Trade System*) atau dengan Sistem Perdagangan Khusus (*the Special Trade System*). Dalam Sistem Perdagangan Umum, Kawasan Berikat dianggap sebagai "dalam negeri", sedangkan dalam Sistem Perdagangan Khusus, dianggap sebagai "luar negeri". Sejak Januari 2008, sistem pencatatan Statistik Impor menggunakan Sistem Perdagangan Umum.

## 4. RUANG LINGKUP

Pencatatan Statistik Impor meliputi seluruh barang-barang yang masuk ke wilayah Indonesia.

## 5. KASUS KHUSUS

- 5.1. Sebagian impor kapal laut dan pesawat beserta suku cadangnya termasuk dalam Statistik Impor.
- 5.2. Barang-barang luar negeri yang diolah atau diperbaiki di dalam negeri tetap dicatat sebagai barang impor, meskipun setelah barang tersebut selesai diproses akan kembali ke luar negeri (*re-ekspor*).
- 5.3. Barang-barang di bawah ini tidak termasuk di dalam Statistik Impor:
  - a. Pakaian dan barang-barang perhiasan penumpang.
  - b. Barang-barang penumpang untuk dipakai sendiri, kecuali lemari es, pesawat TV dan sebagainya.
  - c. Barang-barang yang diimpor untuk keperluan perwakilan (kedutaan) suatu negara.
  - d. Barang-barang untuk ekspedisi dan ekshibisi/pameran.
  - e. Sebagian barang-barang yang langsung diimpor oleh angkatan bersenjata.
  - f. Pembungkus/peti kemas.
  - g. Uang dan surat-surat berharga.
  - h. Barang-barang sebagai contoh.

## **6. SISTEM PENGOLAHAN**

Data dalam publikasi ini mencakup dokumen PIB selama Juli 2013 yang diterima oleh Badan Pusat Statistik sampai akhir Agustus 2013. Sistem pengolahan menggunakan *Carry Over*. Dengan metode ini dokumen-dokumen dari Bea dan Cukai ditunggu selama satu bulan setelah bulan berjalan. Dokumen-dokumen yang datang terlambat akan dimasukkan dalam bulan pengolahan berikutnya.

## **7. KLASIFIKASI JENIS BARANG**

Penggolongan barang yang digunakan di dalam statistik impor adalah klasifikasi Barang Impor yang berdasarkan pada Buku Tarif Kepabeanan Indonesia 2012 (BTKI 2012) yang mengacu pada amandemen keempat dari World Customs Organization (WCO) sebagai lembaga Internasional yang menyusun klasifikasi Harmonized System (HS). Disamping menggunakan HS sebagai klasifikasi jenis barang, juga digunakan Standard International Trade Classification (SITC) Revisi 4.

## **8. PERIODE REFERENSI**

Periode penentuan impor adalah tanggal penyelesaian dokumen oleh pejabat-pejabat Bea dan Cukai yang terdapat dalam dokumen impor.

## **9. NILAI BARANG**

Nilai barang dinyatakan dalam nilai CIF (US\$) dan nilai Kurs Juli 2013 yang digunakan adalah US\$ 1 = Rp.10.101,-

## **10. SATUAN BARANG**

Berat barang impor adalah berat bersih dan dinyatakan dalam Kg.

## **11. NEGARA ASAL**

Negara asal adalah negara dimana barang-barang tersebut dihasilkan dan dokumennya telah diperiksa serta dinyatakan sesuai dengan peraturan yang berlaku oleh pejabat Bea dan Cukai.



# EXPLANATORY NOTES

## 1. AREA RECORDINGS

The statistical recording area in this publication covers the entire territory of the Republic of Indonesia.

## 2. SOURCE OF DOCUMENTS

Statistics are compiled based on Import Declaration Form (Pemberitahuan Impor Barang (PIB-BC 2.0) or Pemberitahuan Pengangkutan Barang Impor (PPBI-BC 2.3)) of Import documents that are filled by importers. The PIB documents received from Customs and Excise, prevailing on April 1, 1997, based on Minister of Finance Decree No. 101/KMK.05/1997, March 10, 1997.

## 3. TRADE SYSTEM

The systems of recording Foreign Trade Statistics apply the General Trade System or the Special Trade System. In the General Trade System, the Bonded Zone is regarded as "*Domestic*", while in the Special Trade System; the Bonded Zone is regarded as "*Abroad*". Since January 2008, the systems of recording import Statistics have applied the General Trade System.

## 4. COVERAGE

The recording Import Statistics covers all goods entering the Indonesian territory.

## 5. PARTICULAR CASES

- 5.1 Part of importation of sea vessels and airplanes and their spare parts are included in the Import Statistics.
- 5.2 Overseas goods which are processed or modified in Indonesian Country are recorded as importation, although after the goods finish process will return to abroad (re-exports).
- 5.3 The goods here under are not included in the Import Statistics:
  - a. Clothes and jewelry of passengers.
  - b. Luggage of passengers of own use, except refrigerators, television sets, etc.
  - c. Goods imported for the use of foreign countries representations (embassies).
  - d. Goods for expeditions and exhibition shows.
  - e. A part of the goods directly imported by armed forces.
  - f. Packing's containers to be refilled.
  - g. Bank notes and securities.
  - h. Sample goods.

## **6. PROCESSING SYSTEM**

The data in this publication covers documents of July 2013 were received by the BPS to the end of August, 2013. The documents are processed using a carry over system. The deadline for the acceptance of documents of a certain month is one month after the reference period, which means the end of the following month. The documents accepted after the deadline is considered as the document of the following month.

## **7. COMMODITY CLASSIFICATION**

The classification of goods in this publication applies the 2012 Indonesia's Custom Tariff Classification, based on fourth amendment from World Customs Organization (WCO) as an International Organization who arranged the Classification of Harmonized System (HS). Besides applying the HS, the Standard International Trade Classification (SITC) Revised 4 is also applied in the classification of goods.

## **8. REFERENCE PERIOD**

The period of import determination is the date of settlement/completion by the Customs and Excise Officials as stated in the Import documents.

## **9. COMMODITY VALUATION**

The values recorded, are the CIF value (US\$). The exchange rate use for July, 2013, US\$1 = Rp.10.101-

## **10. UNIT OF COMMODITY**

The net weight imported of goods are present to Kg.

## **11. COUNTRY OF ORIGIN**

Country of origin is the country in which the goods have been produced, after being verified by Customs and Excise Officials, pursuant to the prevailing regulations

## DAFTAR ISI/CONTENTS

	Halaman/Page
KATA PENGANTAR/FOREWORD .....	iii-iv
PENJELASAN/EXPLANATORY NOTES .....	v-viii
DAFTAR ISI/CONTENTS .....	ix
RINGKASAN/SUMMARY .....	xi-xix
Tabel/Table I-1. Import Menurut Golongan Barang HS/ <i>Import by HS Commodity Groups</i>	
Menurut 21 Golongan Barang HS/ <i>By 21 HS Commodity Groups</i> .....	1
Menurut Golongan Barang 2 Dijiit HS/ <i>By Commodity Groups 2 Digit</i>	
<i>Code HS</i> .....	2
Menurut 40 Golongan Barang HS Terbesar/ <i>By 40 Biggest Commodities</i>	
<i>10 Digit HS Code</i> .....	3
Tabel/Table I-2. Impor Menurut Golongan Barang SITC/ <i>Import by SITC Commodity</i>	
<i>Groups</i> .....	4-8
Tabel/Table I-3. Impor Menurut Komoditi (HS)/ <i>Import by Commodity (HS)</i> .....	9-129
Tabel/Table I-4. Impor Menurut Negara Asal/ <i>Import by Country of Origin</i> .....	130-132
Tabel/Table I-5. Impor Menurut Pelabuhan Impor/ <i>Import by Port of Importation</i> .....	133-135
Tabel/Table I-6 Impor Menurut Negara Asal dan Lima Golongan Barang (SITC)	
Utama/ <i>Import by Country of Origin and Five Major SITC Commodity</i>	
<i>Group</i> .....	136-164
Tabel/Table I-7 Impor Komoditi Tertentu Menurut Negara Asal Utama/ <i>Certain</i>	
<i>Commodities Import by Main Country of Origin</i> .....	165-168
Tabel/Table K1 Import Kawasan Berikat Menurut Golongan Barang 2 Dijiit HS/ <i>Bonded</i>	
<i>Zone Import by Commodity 2 Digits HS</i> .....	169-170
Tabel/Table K2 Impor Kawasan Berikat Menurut Golongan Barang SITC/	
<i>Bonded Zone Import by SITC Commodity Group</i> .....	171-175
Tabel/Table K3 Impor Kawasan Berikat Menurut Negara Asal/ <i>Bonded Zone</i>	
<i>Import by Country of Origin</i> .....	176-178
Tabel/Table K4 Impor Kawasan Berikat Menurut Provinsi dan Pelabuhan Impor/ <i>Bonded</i>	
<i>Zone Import by Province and Port of Importation</i> .....	179



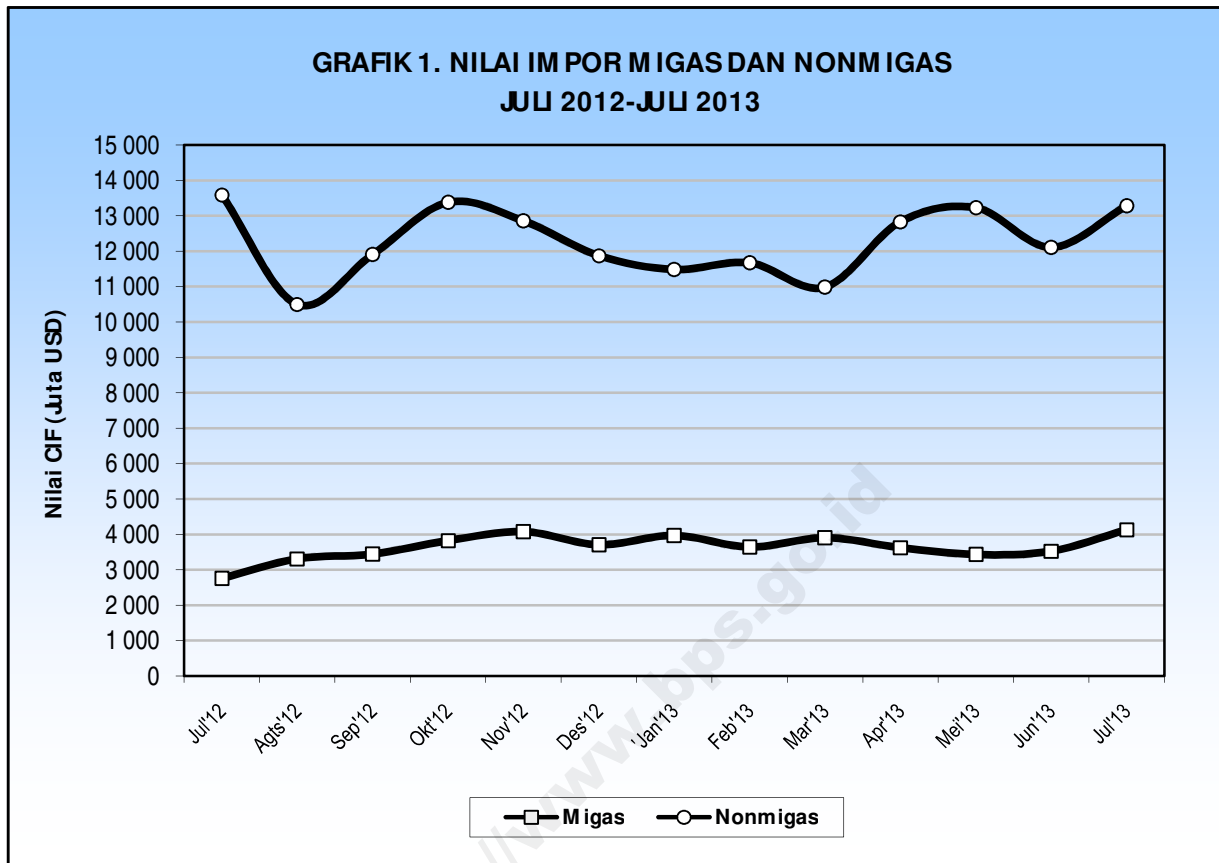
## RINGKASAN

Pada Juli 2013 nilai impor mencapai USD17.417,0 juta yang terdiri dari impor melalui Kawasan Berikat sebesar USD1.884,7 juta (10,82 persen) dan di Luar Kawasan Berikat sebesar USD15.532,3 juta (89,18 persen). Nilai impor migas Indonesia mencapai USD4.137,3 juta atau 23,75 persen dari total impor Indonesia. Sedangkan nilai impor nonmigas Indonesia mencapai USD13.279,7 juta dan memberikan peranan sebesar 76,25 persen terhadap total impor Indonesia.

**TABEL 1. IMPOR MIGAS DAN NONMIGAS  
JULI 2012 – JULI 2013**

Tahun/ Bulan	Migas		Nonmigas		Total	
	Indonesia	Kawasan Berikat	Indonesia	Kawasan Berikat	Indonesia	Kawasan Berikat
<b>Nilai CIF (Juta USD)</b>						
<b>2012</b>						
Juli	2 760,0	7,2	13 594,4	2 038,1	16 354,4	2 045,3
Agustus	3 312,1	1,4	10 501,8	1 345,4	13 813,9	1 346,8
September	3 443,0	3,3	11 905,6	1 860,6	15 348,6	1 863,9
Oktober	3 827,8	13,6	13 380,1	2 034,5	17 207,9	2 048,1
November	4 078,6	38,5	12 856,4	1 867,2	16 935,0	1 905,7
Desember	3 705,5	38,8	11 876,5	1 585,1	15 582,0	1 623,9
<b>2013</b>						
Januari	3 966,0	121,6	11 484,2	1 797,1	15 450,2	1 918,7
Februari	3 642,3	8,5	11 671,0	1 782,2	15 313,3	1 790,7
Maret	3 902,9	50,1	10 984,2	1 577,5	14 887,1	1 627,6
April	3 629,4	6,0	12 834,1	2 046,2	16 463,5	2 052,2
Mei	3 435,5	47,4	13 225,0	1 982,9	16 660,5	2 030,3
Juni	3 531,0	44,0	12 105,0	1 937,6	15 636,0	1 981,6
Juli	4 137,3	36,9	13 279,7	1 847,8	17 417,0	1 884,7
<b>Peranan Terhadap Total Impor (%)</b>						
<b>2012</b>						
Juli	16,88	0,35	83,12	99,65	100,00	100,00
Agustus	23,98	0,10	76,02	99,90	100,00	100,00
September	22,43	0,18	77,57	99,82	100,00	100,00
Oktober	22,24	0,66	77,76	99,34	100,00	100,00
November	24,08	2,02	75,92	97,98	100,00	100,00
Desember	23,78	2,39	76,22	97,61	100,00	100,00
<b>2013</b>						
Januari	25,67	6,34	74,33	93,66	100,00	100,00
Februari	23,79	0,47	76,21	99,53	100,00	100,00
Maret	26,22	3,08	73,78	96,92	100,00	100,00
April	22,05	0,29	77,95	99,71	100,00	100,00
Mei	20,62	2,33	79,38	97,67	100,00	100,00
Juni	22,58	2,22	77,42	97,78	100,00	100,00
Juli	23,75	1,96	76,25	98,04	100,00	100,00

Dari total nilai impor migas Indonesia, impor melalui Kawasan Berikat hanya sebesar USD36,9 juta atau 0,89 persen, sedangkan sisanya sebanyak USD4.100,4 juta (99,11 persen) di Luar Kawasan Berikat. Sementara itu, nilai impor nonmigas di Luar Kawasan Berikat mencapai USD11.431,9 juta atau 86,09 persen dan yang melalui Kawasan Berikat sebesar USD1.847,8 juta (13,91 persen).



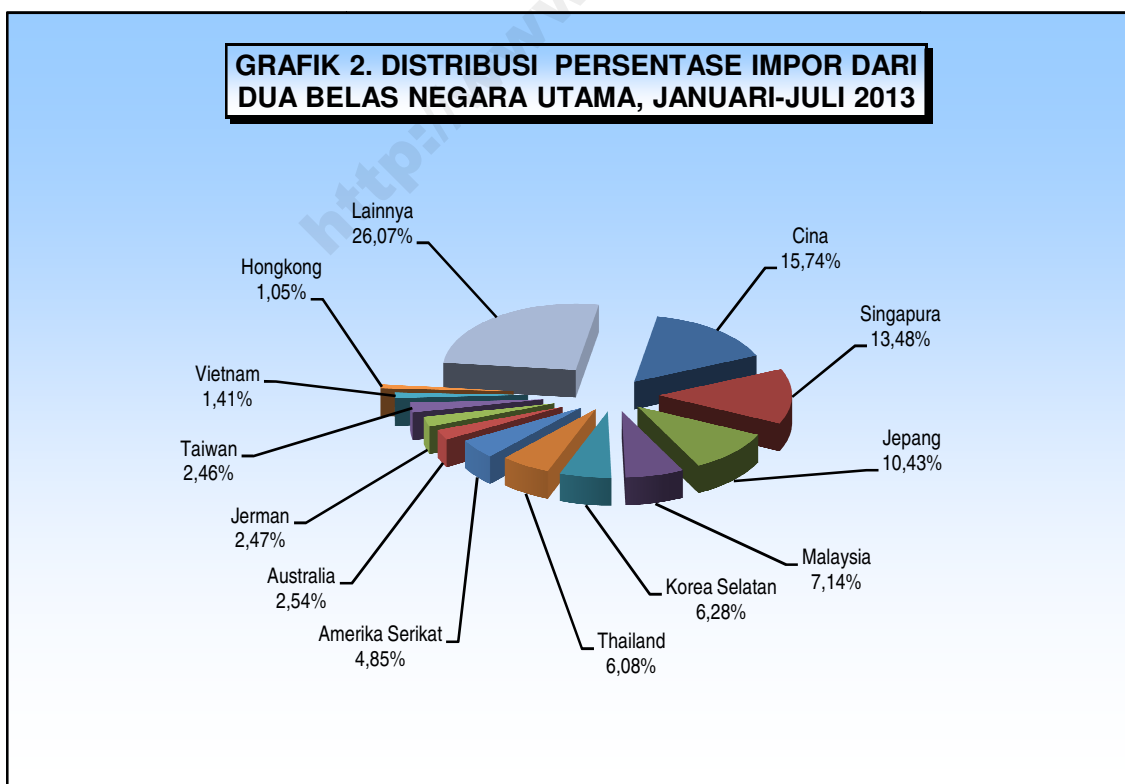
Dilihat dari peranannya, selama tiga belas bulan terakhir impor migas memberikan kontribusi rata-rata 22,93 persen per bulan dan impor nonmigas sebesar 77,07 persen per bulan. Sementara itu, pada Juli 2013 peranan impor migas mencapai 23,75 persen yang berarti angka tersebut berada di bawah rata-rata. Sebaliknya peranan impor nonmigas berada di atas rata-rata, yaitu 76,25 persen.

Dengan diterapkannya Sistem Perdagangan Umum (*General Trade System*) dalam pencatatan statistik impor, secara keseluruhan nilai impor barang yang tercatat mengalami kenaikan yang nyata (signifikan).

**TABEL 2. PERKEMBANGAN IMPOR MIGAS DAN NONMIGAS  
JANUARI-JULI 2009-2013**

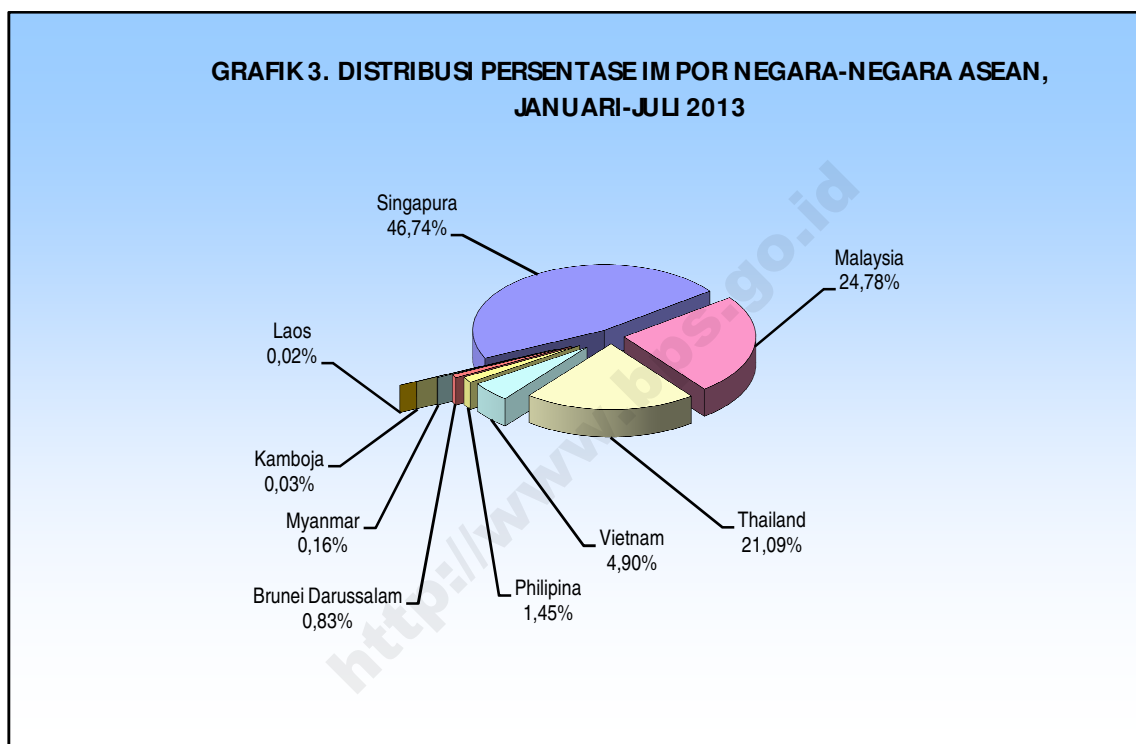
Bulan/ Tahun	Nilai (Juta USD)			Peranan (%)		
	Migas	Non-Migas	Total	Migas	Non-Migas	Total
<b>Jan-Jul</b>						
2009	9 247,0	40 813,6	50 060,6	18,47	81,53	100,00
2010	15 231,3	60 332,0	75 563,3	20,16	79,84	100,00
2011	23 039,3	76 748,9	99 788,2	23,09	76,91	100,00
2012	24 197,3	88 606,3	112 803,6	21,45	78,55	100,00
2013	26 244,4	85 583,2	111 827,6	23,47	76,53	100,00

Impor Indonesia Januari-Juli 2013 sebesar USD111.827,6 juta atau turun 0,87 persen dibanding periode yang sama tahun sebelumnya. Penurunan tersebut dipicu oleh turunnya impor nonmigas sebesar 3,41 persen menjadi USD85.583,2 juta. Sebaliknya impor migas Januari-Juli 2013 meningkat 8,46 persen menjadi USD26.244,4 juta. Dilihat dari nilainya, selama Januari-Juli periode 2009-2013 di dominasi oleh impor nonmigas dengan rata-rata peranan sebesar 78,67 persen per tahun. Dengan demikian dapat disimpulkan bahwa perekonomian Indonesia selama ini masih bertumpu pada impor sektor nonmigas.



Dari keseluruhan nilai impor pada Januari-Juli 2013, 73,93 persen berasal dari dua belas negara utama. Cina menempati posisi pertama, yaitu 15,74 persen dari total impor Indonesia, diikuti oleh Singapura (13,48 persen), Jepang (10,43 persen), Malaysia (7,14 persen), Korea Selatan (6,28 persen), Thailand (6,08 persen), Amerika Serikat (4,85 persen), Australia (2,54 persen), Jerman (2,47 persen), Taiwan (2,46 persen), Vietnam (1,41 persen), dan Hongkong (1,05 persen).

Impor terbesar pada Januari-Juli 2013 berasal dari kelompok sembilan negara APEC Lainnya yakni mencapai 39,11 persen atau sebesar USD43.735,5 juta. Kelompok negara ASEAN berada di urutan berikutnya dengan peranan sebesar 28,83 persen (USD32.237,7 juta), kemudian diikuti kelompok negara Uni Eropa 7,50 persen (USD8.384,0 juta), kelompok negara NAFTA sebesar 6,37 persen (USD7.121,8 juta), sedangkan kelompok negara lainnya menyumbang 18,20 persen (USD20.348,6 juta).



Jika dilihat impor Indonesia dari kelompok ASEAN, selama Januari-Juli 2013 peranan impor yang paling tinggi adalah dari *Singapura* dengan peranan sebesar 46,74 persen dari total impor ASEAN. *Malaysia* menempati urutan kedua sebesar 24,78 persen, diikuti oleh *Thailand* (21,09 persen), *Vietnam* (4,90 persen), *Philipina* (1,45 persen) dan *Brunei Darussalam* (0,83 persen), sementara peranan impor dari *Myanmar*, *Laos*, dan *Kamboja* masih di bawah satu persen.

Dari kelompok negara Uni Eropa, selama Januari-Juli 2013 peranan impor yang paling tinggi adalah dari *Jerman* dengan peranan sebesar 32,91 persen dari total impor Uni Eropa. *Italia* menempati urutan kedua dengan peranan 12,04 persen, diikuti oleh *Perancis* (11,58 persen), *Inggris* (7,54 persen), dan *Swedia* (7,09 persen).



**TABEL 3. NILAI DAN PERANAN IM POR  
DARI KELOM POK NEGARA ASEAN, NAFTA, DAN UNI EROPA  
JANUARI-JULI 2012 DAN 2013**

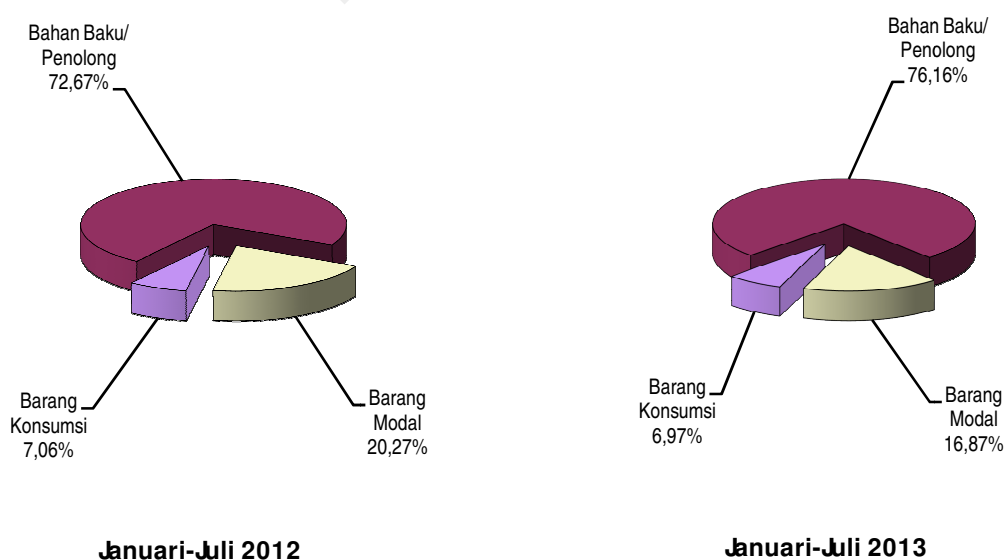
KELOM POK NEGARA	Januari-Juli 2012		Januari-Juli 2013		Perubahan Jan-Jul 2013 thd Jan-Jul 2012 (%)
	Nilai (Juta USD)	Peranan (%)	Nilai (Juta USD)	Peranan (%)	
<b>APEC</b>					
<b>ASEAN</b>	<b>31 448,4</b>	<b>27,88</b>	<b>32 237,7</b>	<b>28,83</b>	<b>2,51</b>
Thailand	6 931,7	6,15	6 800,2	6,08	-1,90
Singapura	15 564,9	13,80	15 068,5	13,48	-3,19
Philippina	477,7	0,42	467,5	0,42	-2,14
Malaysia	6 523,8	5,78	7 987,5	7,14	22,44
Myanmar	48,9	0,04	52,3	0,05	6,95
Kamboja	5,0	0,01	9,9	0,01	98,00
Brunei Darussalam	348,1	0,31	267,2	0,24	-23,24
Laos	3,0	0,00	4,6	0,00	53,33
Vietnam	1 545,3	1,37	1 580,0	1,41	2,25
<b>NAFTA</b>	<b>8 029,8</b>	<b>7,12</b>	<b>7 121,8</b>	<b>6,37</b>	<b>-11,31</b>
Amerika Serikat	6 705,2	5,94	5 419,8	4,85	-19,17
Kanada	1 032,2	0,92	1 312,6	1,17	27,17
Meksiko	292,4	0,26	389,4	0,35	33,17
<b>NEGARA APEC LAINNYA</b>	<b>45 833,3</b>	<b>40,63</b>	<b>43 735,5</b>	<b>39,11</b>	<b>-4,58</b>
Jepang	13 968,0	12,38	11 665,8	10,43	-16,48
Hongkong	1 129,7	1,00	1 172,1	1,05	3,75
Korea Selatan	6 899,5	6,12	7 026,2	6,28	1,84
Taiwan	2 749,1	2,44	2 756,1	2,46	0,25
Cina	17 549,5	15,56	17 601,2	15,74	0,29
Papua Nugini	21,0	0,02	67,7	0,06	222,38
Australia	2 929,4	2,60	2 843,4	2,54	-2,94
Selandia Baru	428,1	0,38	470,3	0,42	9,86
Chili	159,0	0,14	132,7	0,12	-16,54
<b>UNI EROPA</b>	<b>7 970,3</b>	<b>7,07</b>	<b>8 384,0</b>	<b>7,50</b>	<b>5,19</b>
Jerman	2 220,8	1,97	2 759,4	2,47	24,25
Italia	822,6	0,73	1 009,4	0,90	22,71
Perancis	1 019,5	0,90	970,5	0,87	-4,81
Inggris	814,8	0,72	632,0	0,57	-22,43
Swedia	880,7	0,78	594,2	0,53	-32,53
Belanda	534,1	0,47	521,4	0,47	-2,38
Spanyol	251,4	0,22	388,3	0,35	54,46
Belgia	379,2	0,34	381,8	0,34	0,69
Finlandia	148,0	0,13	263,8	0,24	78,24
Austria	202,6	0,18	233,1	0,21	15,05
Denmark	93,5	0,08	126,4	0,11	35,19
Republik Cheska	48,8	0,04	102,3	0,09	109,63
Polandia	67,7	0,06	84,3	0,08	24,52
Hungaria	105,1	0,09	75,6	0,07	-28,07
Irlandia	68,5	0,06	65,0	0,06	-5,11
Uni Eropa Lainnya	313,0	0,28	176,5	0,16	-43,61
<b>LAINNYA</b>	<b>19 521,8</b>	<b>17,31</b>	<b>20 348,6</b>	<b>18,20</b>	<b>4,24</b>
<b>TOTAL IM POR</b>	<b>112 803,6</b>	<b>100,00</b>	<b>111 827,6</b>	<b>100,00</b>	<b>-0,87</b>

**TABEL 4. IM POR M ENURUT GOLONGAN PENGGUNAAN BARANG  
JANUARI-JULI 2009-2013**

Bulan/ Tahun	Nilai (Juta USD)				Peranan (%)			
	Barang Konsumsi	Bahan Baku/ Penolong	Barang Modal	Total	Barang Konsumsi	Bahan Baku/ Penolong	Barang Modal	Total
<b>Jan-Jul :</b>								
2009	3 624,9	35 800,3	10 635,4	50 060,6	7,24	71,51	21,25	100,00
2010	5 592,4	55 083,5	14 887,4	75 563,3	7,40	72,90	19,70	100,00
2011	7 554,3	74 988,2	17 245,7	99 788,2	7,57	75,15	17,28	100,00
2012	7 966,7	81 972,7	22 864,2	112 803,6	7,06	72,67	20,27	100,00
2013	7 797,5	85 162,2	18 867,9	111 827,6	6,97	76,16	16,87	100,00

Rata-rata nilai impor Januari-Juli periode 2009-2013 adalah sebesar USD90.008,7 juta dengan rata-rata nilai impor barang konsumsi dan peranannya USD6.507,2 juta (7,25 persen), impor bahan baku/penolong sebesar USD66.601,4 juta (73,68 persen) dan impor barang modal sebesar USD16.900,1 juta (19,07 persen). Jika dibandingkan Januari-Juli 2012, maka nilai impor golongan barang konsumsi dan barang modal mengalami penurunan masing-masing sebesar 2,12 persen (US\$169,2 juta) dan 17,48 persen (US\$3.996,3 juta). Sebaliknya impor kelompok bahan baku/penolong meningkat sebesar 3,89 persen atau US\$3.189,5 juta.

**GRAFIK 4. PERSENTASE NILAI IM POR INDONESIA  
M ENURUT GOLONGAN PENGGUNAAN BARANG  
JANUARI-JULI 2012 DAN 2013**



Dilihat dari peranannya selama Januari-Juli periode 2009-2013, rata-rata peranan tertinggi diberikan oleh impor *bahan baku/penolong* yaitu 73,68 persen, diikuti oleh rata-rata impor *barang modal* sebesar 19,07 persen dan rata-rata impor *barang konsumsi* sebesar 7,25 persen. Sementara itu, peran *barang konsumsi* yang tertinggi dicapai di tahun 2011 yaitu sebesar 7,57 persen. Golongan *bahan baku/penolong* memberikan peranan tertinggi di tahun 2013 sebesar 76,16 persen, sedangkan golongan *barang modal* peran tertingginya dicapai pada tahun 2009 sebesar 21,25 persen.

Jika dibandingkan dengan periode yang sama tahun sebelumnya, peranan nilai impor *barang konsumsi* dan *barang modal* terhadap keseluruhan nilai impor pada Januari-Juli 2013 mengalami penurunan masing-masing dari 7,06 persen menjadi 6,97 persen dan dari 20,27 persen menjadi 16,87 persen. Sebaliknya impor *bahan baku/penolong* meningkat dari 72,67 persen menjadi 76,16 persen.

Menurut golongan barang SITC (*Standard International Trade Classification*) 1 digit, kelompok barang utama impor selama Januari-Juli 2013 adalah kelompok *mesin dan alat angkutan* dengan nilai sebesar USD35.033,6 juta dan memberikan peran sebesar 31,33 persen dari total impor Indonesia. Dilihat dari nilainya, terlihat bahwa nilai impor kelompok ini turun 9,78 persen dibandingkan periode yang sama tahun sebelumnya. Demikian pula jika dilihat dari peranan impor kelompok barang ini mengalami penurunan dari 34,42 persen menjadi 31,33 persen.

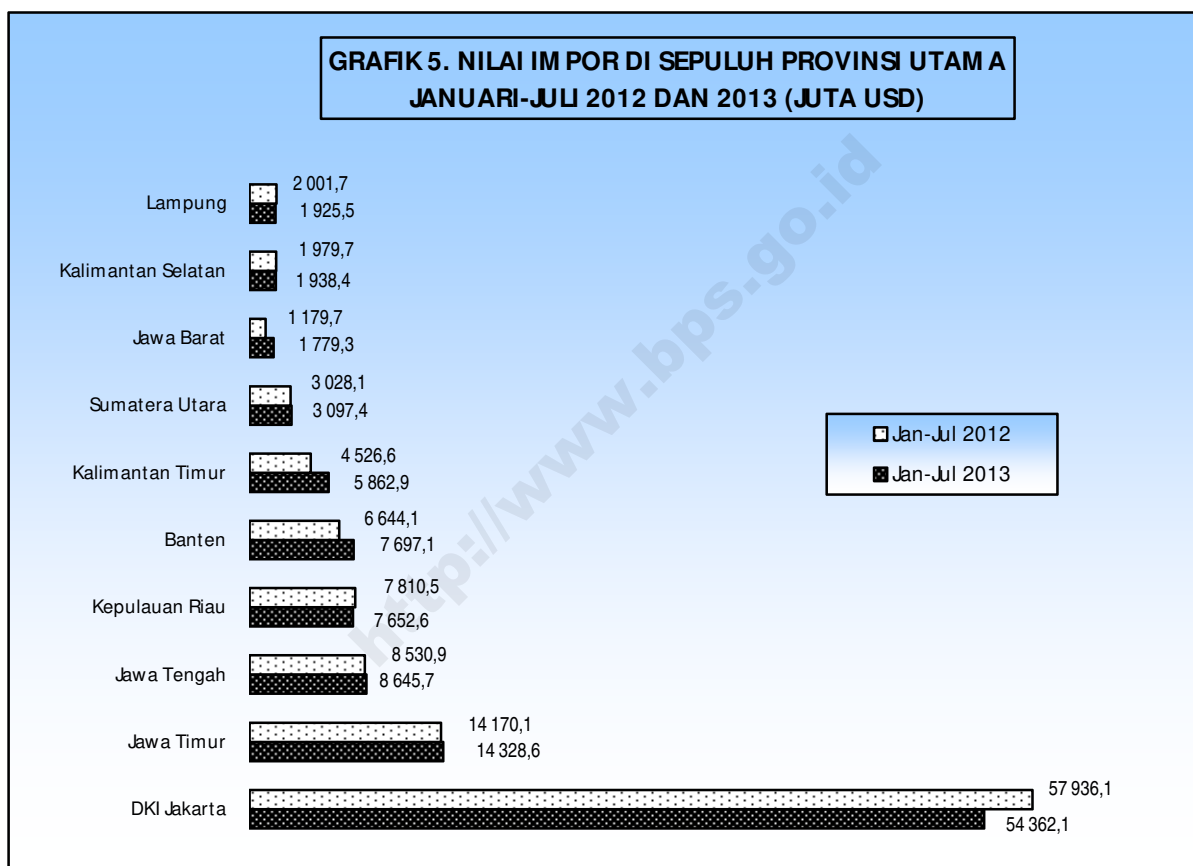
**TABEL 5. IMPOR MENURUT SITC-1 DIJIT  
JANUARI-JULI 2012 DAN 2013**

SITC	Januari-Juli 2012		Januari-Juli 2013		Perubahan Jan-Jul 2013 thd Jan-Jul 2012 (%)
	Nilai (Juta USD)	Peranan (%)	Nilai (Juta USD)	Peranan (%)	
0 Bahan Makanan dan Binatang Hidup	7 507,1	6,65	8 114,9	7,26	8,10
1 Minuman dan Tembakau	493,5	0,44	450,5	0,40	-8,71
2 Bahan Baku dan Hasil Tambang	5 425,6	4,81	5 643,8	5,05	4,02
3 Minyak dan Bahan Bakar Mineral	24 295,9	21,54	26 352,6	23,56	8,47
4 Minyak Nabati dan Hewani	109,7	0,10	138,2	0,12	25,98
5 Bahan Kimia dan produknya	14 344,4	12,72	14 324,7	12,81	-0,14
6 Barang-barang Buatan Pabrik	17 977,5	15,94	17 666,2	15,80	-1,73
7 Mesin dan Alat Angkutan	38 830,5	34,42	35 033,6	31,33	-9,78
8& Lainnya	3 819,4	3,38	4 103,1	3,67	7,43
<b>TOTAL IMPOR</b>	<b>112 803,6</b>	<b>100,00</b>	<b>111 827,6</b>	<b>100,00</b>	<b>-0,87</b>

Impor kelompok barang SITC 1 digit yang terbesar berikutnya adalah *minyak dan bahan bakar mineral* dengan nilai USD26.352,6 juta dengan peran sebesar 23,56 persen, diikuti oleh *barang-barang buatan pabrik* sebesar USD17.666,2 juta (15,80 persen). Selanjutnya yaitu *bahan kimia dan produknya* sebesar USD14.324,7 juta (12,81 persen), *bahan makanan dan binatang hidup* sebesar USD8.114,9 juta (7,26 persen), *bahan baku dan hasil tambang* sebesar USD5.643,8 juta (5,05 persen), *kelompok barang*

*lainnya* sebesar USD4.103,1 juta (3,67 persen), *minuman dan tembakau* sebesar USD450,5 juta (0,40 persen), dan *minyak nabati dan hewani* sebesar USD138,2 juta (0,12 persen).

Selama Januari-Juli 2013, pelabuhan di DKI Jakarta membongkar barang impor terbesar dibanding dengan pelabuhan di provinsi lain, yaitu sebesar USD54.362,1 juta atau 48,61 persen dari total impor Indonesia. Provinsi dengan impor terbesar kedua adalah Jawa Timur yang mencapai USD14.328,6 juta (12,81 persen), diikuti Jawa Tengah USD8.645,7 juta (7,73 persen), Kepulauan Riau USD7.652,6 juta (6,84 persen), Banten USD7.697,1 juta (6,88 persen), Kalimantan Timur USD5.862,9 juta (5,24 persen), Sumatera Utara sebesar USD3.067,4 juta (2,77 persen), dan Kalimantan Selatan USD1.938,4 juta (1,74 persen). Kemudian nilai impor yang masuk melalui provinsi Lampung dan Jawa Barat masing-masing sebesar US\$1.925,5 juta (1,72 persen) dan US\$1.779,3 juta (1,59 persen). Sementara nilai impor ke provinsi lainnya masih berada di bawah USD1,5 miliar.



Dari sepuluh provinsi utama, empat provinsi diantaranya mengalami penurunan dibanding periode yang sama tahun sebelumnya. Keempat provinsi tersebut, yaitu DKI Jakarta yang turun sebesar US\$3.574,0 juta (6,17 persen), Kepulauan Riau sebesar US\$157,9 juta (2,02 persen), Lampung sebesar US\$76,2 juta (3,81 persen), dan Kalimantan Selatan sebesar US\$41,3 juta (2,09 persen). Sementara itu, enam provinsi lainnya mengalami peningkatan nilai impor dimana peningkatan tertinggi dicapai oleh provinsi Jawa Barat sebesar 50,83 persen. Sedangkan peningkatan terendah dicatat oleh provinsi Jawa Timur yang naik 1,12 persen.

Dari enam provinsi utama yang mengalami peningkatan nilai impor, provinsi Kalimantan Timur yang mengalami peningkatan cukup besar, yaitu US\$1.336,3 juta atau 29,52 persen. Provinsi berikutnya, yaitu Banten sebesar US\$1.053,0 juta (15,85 persen), Jawa Barat sebesar US\$599,6 juta (50,83 persen), Jawa Timur sebesar US\$158,5 juta (1,12 persen), Jawa Tengah sebesar US\$114,8 juta (1,35 persen), dan Sumatera Utara sebesar US\$69,3 juta (2,29 persen).

**TABEL 6. NILAI DAN PERANAN IMPOR MENURUT PROVINSI<sup>\*)</sup>  
JANUARI-JULI 2012 DAN 2013**

Provinsi	Januari-Juli 2012		Januari-Juli 2013		Perubahan Jan-Jul 2013 thd Jan-Jul 2012 (%)
	Nilai (Juta USD)	Peranan (%)	Nilai (Juta USD)	Peranan (%)	
Aceh	44,1	0,04	8,2	0,01	-81,41
Sumatera Utara	3 028,1	2,68	3 097,4	2,77	2,29
Sumatera Barat	754,7	0,67	581,4	0,52	-22,96
Riau	1 303,0	1,16	1 100,0	0,99	-15,58
Jambi	58,8	0,05	101,6	0,09	72,79
Sumatera Selatan	298,4	0,27	311,8	0,28	4,49
Bengkulu	31,4	0,03	14,3	0,01	-54,46
Lampung	2 001,7	1,77	1 925,5	1,72	-3,81
Bangka Belitung	57,0	0,05	33,3	0,03	-41,58
Kepulauan Riau	7 810,5	6,92	7 652,6	6,84	-2,02
DKI Jakarta	57 936,1	51,36	54 362,1	48,61	-6,17
Jawa Barat	1 179,7	1,05	1 779,3	1,59	50,83
Jawa Tengah	8 530,9	7,56	8 645,7	7,73	1,35
DI Yogyakarta	0,6	0,00	0,7	0,00	16,67
Jawa Timur	14 170,1	12,56	14 328,6	12,81	1,12
Banten	6 644,1	5,89	7 697,1	6,88	15,85
Bali	97,8	0,09	107,9	0,10	10,33
Nusa Tenggara Barat	165,8	0,15	114,8	0,10	-30,76
Nusa Tenggara Timur	69,2	0,06	21,0	0,02	-69,65
Kalimantan Barat	263,2	0,23	297,5	0,27	13,03
Kalimantan Tengah	83,4	0,07	59,4	0,05	-28,78
Kalimantan Selatan	1 979,7	1,76	1 938,4	1,74	-2,09
Kalimantan Timur	4 526,6	4,01	5 862,9	5,24	29,52
Sulawesi Utara	72,6	0,06	70,9	0,06	-2,34
Sulawesi Tengah	0,0	0,00	8,9	0,01	---
Sulawesi Selatan	673,6	0,60	937,8	0,84	39,22
Sulawesi Tenggara	195,2	0,17	244,2	0,22	25,10
Gorontalo	19,0	0,02	13,5	0,01	-28,95
Sulawesi Barat	0,0	0,00	4,5	0,01	---
Maluku	216,7	0,19	212,6	0,19	-1,89
Maluku Utara	9,1	0,01	2,4	0,00	-73,63
Papua Barat	11,3	0,01	24,9	0,02	120,35
Papua	571,2	0,51	266,4	0,24	-53,36
<b>TOTAL IMPOR</b>	<b>112 803,6</b>	<b>100,00</b>	<b>111 827,6</b>	<b>100,00</b>	<b>-0,87</b>

Keterangan : \*) = melalui pelabuhan bongkar yang terdapat di provinsi



**I-1. IM POR M ENURUT GOLONGAN BARANG HS / IMPORT BY HS COMM ODITY GROUPS**  
**A. M ENURUT 21 GOLONGAN BARANG (HS) / BY 21 HS COMM ODITY GROUP**  
 \*\*\* JULI / JULY 2013 \*\*\*

H S	Uraian golongan barang Group description	Berat bersih / Net weight (Kg)		Nilai / Value C.I.F ( U S \$ )	
		Bulan ini Current month	Kumulatif Cum. Jan. to	Bulan ini Current month	Kumulatif Cum. Jan. to
I	Live animals; animal product	61 669 877	396 764 575	202 098 360	1 188 081 816
II	Vegetable products	1 444 790 431	8 340 029 036	728 469 276	4 170 621 391
III	Fats, oils, waxes of animal/ vegetable	10 829 635	83 597 256	20 902 665	136 235 868
IV	Foodstuffs, beverages, spirits and tobacco	825 397 711	5 656 207 832	664 927 464	4 329 138 497
V	Mineral products	5 742 871 104	36 761 283 935	4 282 138 257	27 290 661 883
VI	Prod. of chemical or allied industries	1 616 206 852	9 100 181 100	1 720 667 796	10 462 821 680
VII	Plastics, rubber and articles there of	426 612 881	2 558 804 498	966 010 673	5 931 738 635
VIII	Raw hides, skins, leather and articles	8 268 403	50 169 128	54 192 791	379 187 799
IX	Wood and its articles, plaiting materials	79 679 428	560 388 005	37 456 846	241 547 111
X	Pulp, paper and articles there of	433 780 608	2 950 850 162	306 902 412	1 909 389 154
XI	Textiles & textile articles	172 707 455	1 190 725 141	706 023 778	5 049 612 019
XII	Footwear, umbrellas, artificial flowers	6 454 282	45 814 621	45 222 218	291 632 238
XIII	Cement, plaster, glass, ceramic products	210 243 829	899 434 457	95 667 048	587 306 974
XIV	Pearls & precious/ semiprecious stones	582 873	2 884 749	8 857 030	1 508 050 900
XV	Base metals and articles there of	1 551 298 516	11 516 876 624	1 759 215 847	12 299 286 904
XVI	Machinery, electric, electronic equipments	377 761 768	2 282 336 664	4 296 379 546	27 151 376 217
XVII	Vehicles, aircraft, and vessels	190 335 830	1 055 843 126	1 008 749 757	7 058 031 914
XVIII	Optical, photographic, musical instruments	10 358 623	61 792 749	223 745 885	1 507 100 210
XIX	Arms and amunition; parts & accesories	21 088	397 307	1 864 784	72 805 988
XX	Miscellaneous manufactures articles.	46 163 599	226 088 042	146 229 107	814 559 520
XXI	Works of art, antiques special provisions	13 837 265	83 521 894	141 270 131	898 450 250
<b>TOTAL IMPORT</b>		<b>13 229 872 058</b>	<b>83 823 990 901</b>	<b>17 416 991 671</b>	<b>111 827 636 968</b>

**I-1. IM POR M ENURUT GOLONGAN BARANG (HS) / IMPORT BY HS COMM ODITY GROUPS**  
**B. M ENURUT GOLONGAN BARANG 2 DIJT HS / BY COMM ODITY 2 DIGITS HS**  
 \*\*\* JULI / JULY 2013 \*\*\*

H S	Uraian golongan barang Group description	Berat bersih / Net weight (Kg)		Nilai / Value C.I.F ( U S \$ )	
		Bulan ini Current month	Kumulatif Cum. Jan. to	Bulan ini Current month	Kumulatif Cum. Jan. to
01	Live animals	10 857 408	55 156 447	27 874 366	152 101 433
02	Meat and edible meat offal	5 024 834	24 563 724	23 735 671	119 833 856
03	Fish and crustaceans	11 937 689	89 089 188	26 839 700	128 406 004
04	Dairy products, bird's eggs, natural honey	32 430 427	220 383 314	114 939 953	730 282 405
05	Products of animal origin	1 419 519	7 571 902	8 708 670	57 458 118
06	Live trees and other plants	171 306	1 365 531	211 752	1 919 291
07	Edible vegetables and certain roots and tubers	131 869 727	524 447 371	117 200 375	404 554 880
08	Edible fruits and nuts	32 796 028	320 898 804	43 004 137	416 969 267
09	Coffee, tea, mate, and spices	5 920 147	56 778 381	9 348 766	87 414 852
10	Cereals	952 971 615	5 798 647 300	334 020 776	2 108 071 272
11	Products of the milling industry; malt, starches	50 880 833	332 275 454	27 751 397	177 832 509
12	Oil seeds and oleaginous fruits; grains, seed, and fruits	269 244 469	1 298 842 256	188 773 176	920 521 953
13	Lac; gums; resins and other vegetable saps and extracts	932 276	5 474 020	8 149 187	52 863 721
14	Vegetable plaiting materials; vegetable products	4 030	1 299 919	9 710	473 646
15	Animal or vegetable oils/fats and their cleavage products	10 829 635	83 597 256	20 902 665	136 235 868
16	Preparations of meat/ fish/ crustaceans/ molluscs or other aquatic	1 320 819	5 935 037	3 803 042	17 590 874
17	Sugar and sugar confectionery	158 692 573	2 258 764 504	94 675 387	1 234 103 378
18	Cocoa and cocoa preparations	4 988 067	37 980 471	16 159 891	126 381 428
19	Preparations of cereals, flour, starch or milk; pastrycooks'	10 239 783	56 079 904	33 872 769	186 345 637
20	Preparations of vegetables, fruits, nuts or other part of plants	9 145 060	59 204 741	13 806 700	82 181 757
21	Miscellaneous edible preparations	21 958 753	126 187 410	76 142 135	474 624 477
22	Beverages, spirit, and vinegar	17 727 989	86 971 188	11 900 071	65 316 601
23	Residues and waste from the food industries	589 714 269	2 952 350 687	348 660 542	1 755 633 720
24	Tobacco and manufactured tobacco substitutes	11 610 398	72 733 890	65 906 927	386 960 625
25	Salts; sulphur; earths and stone; plastering materials, lime and	1 023 519 860	6 949 334 334	105 040 486	665 801 080
26	Ores, slag, and ash	38 978 654	998 366 263	21 527 695	250 689 032
27	Mineral fuels, mineral oils and products of their distillation	4 680 372 590	28 813 583 338	4 155 570 076	26 374 171 771
28	Inorganic chemicals	332 525 298	2 405 361 725	154 470 905	1 181 668 431
29	Organic chemicals	400 201 359	2 523 549 746	663 777 327	4 228 610 562
30	Pharmaceutical products	2 235 867	18 003 435	67 078 346	385 387 318
31	Fertilizers	709 293 135	3 090 953 718	270 134 664	1 164 036 142
32	Tanning or dyeing extracts	46 207 810	255 449 913	132 826 115	835 770 615
33	Essential oils and resinoids; perfumery, cosmetic or toilet	14 537 048	72 025 811	125 730 670	669 781 494
34	Soap, organic surface-active agents, washing, and lubricating	21 311 102	127 363 533	59 198 276	335 134 570
35	Albuminoidal substances; modified starches; glues; enzymes	18 224 618	124 378 735	43 077 349	275 009 343
36	Explosives; pyrotechnic products; matches; certain combustible	3 382 561	19 425 470	8 758 689	71 177 906
37	Photographic and cinematographic goods	1 429 326	7 513 350	6 963 999	46 045 668
38	Miscellaneous chemical products	66 858 728	456 155 664	188 651 456	1 270 199 631

**I-1. IM POR MENURUT GOLONGAN BARANG (HS) / IMPORT BY HS COMMODITY GROUPS**  
**B. MENURUT GOLONGAN BARANG 2 DIJIT HS / BY COMMODITY 2 DIGIT HS**  
 \*\*\* JULI / JULY 2013 \*\*\*

HS	Uraian golongan barang Group description	Berat bersih / Net weight (Kg)		Nilai / Value C.I.F ( U S \$ )	
		Bulan ini Current month	Kumulatif Cum. Jan. to	Bulan ini Current month	Kumulatif Cum. Jan. to
39	Plastics and articles thereof	374 206 548	2 196 564 464	774 536 729	4 577 304 515
40	Rubber and articles thereof	52 406 333	362 240 034	191 473 944	1 354 434 120
41	Raw hides, skins, and leather	4 646 382	29 403 398	31 176 983	232 818 587
42	Articles of leather; saddlery and harness; travel goods and similar	3 611 048	20 644 306	22 665 814	142 458 492
43	Furskins and artificial fur; manufactures thereof	10 973	121 424	349 994	3 910 720
44	Wood and articles of wood; wood charcoal	79 590 059	559 613 699	37 091 313	238 558 696
45	Cork and articles of cork	48 076	464 870	326 424	2 595 824
46	Manufactured of straw or other plaiting materials; basketware	41 293	309 436	39 109	392 591
47	Pulp of wood or of other fibrous cellulosic material; recovered	349 790 372	2 498 818 912	157 190 590	1 062 932 208
48	Paper and paperboard; articles of paper pulp or of	83 094 330	447 101 664	142 319 013	800 613 535
49	Printed books, newspapers, pictures, and other products of	895 906	4 929 586	7 392 809	45 843 411
50	Silk	24 826	186 329	104 395	1 071 376
51	Wool, fine or coarse animal hair; horse hair yarn, woven fabrics	503 188	3 241 810	10 683 219	66 731 791
52	Cotton	71 201 435	498 623 608	221 353 852	1 522 618 026
53	Other vegetable textile fibres; paper yarns and woven fabrics of	2 775 542	16 186 766	3 015 055	18 442 242
54	Man-made filaments	17 910 765	133 428 527	88 461 430	732 905 411
55	Man-made staple fibres	37 298 914	246 006 391	118 337 858	822 092 661
56	Wadding, felt, and non-wovens	8 379 838	53 933 149	31 191 049	217 109 385
57	Carpets and other textile floor coverings	2 133 562	10 490 726	5 097 833	23 926 235
58	Special woven fabrics; tufted textile fabrics; lace; tapestries;	2 012 658	13 157 329	21 682 544	167 255 154
59	Impregnated, coated, covered or laminated textile fabrics	10 527 165	69 437 398	52 126 366	377 173 959
60	Knitted or crocheted fabrics	11 512 367	90 074 044	99 286 440	772 692 161
61	Articles of apparel and clothing accessories, knitted or crocheted	3 255 046	23 197 831	19 664 334	125 735 832
62	Articles of apparel and clothing accessories, not knitted or	2 835 553	17 338 198	26 962 074	159 198 700
63	Other made up textile articles; sets; worn clothing and worn	2 336 596	15 423 035	8 057 329	42 659 086
64	Footwear, gaiters and the like; parts of such articles	5 127 501	37 460 702	40 202 887	262 000 088
65	Headgear and parts thereof	205 306	997 517	1 495 727	7 157 446
66	Umbrellas, walking sticks, seat-sticks, whips, riding crops and	721 231	5 376 977	1 137 328	7 742 033
67	Prepared feathers and articles; artificial flowers; articles of	400 244	1 979 425	2 386 276	14 732 671
68	Articles of stone, plaster, cement, asbestos, mica or similar	86 639 816	302 245 509	26 229 579	174 099 819
69	Ceramic products	84 067 561	329 206 147	30 267 946	168 287 729
70	Glass and glassware	39 536 452	267 982 801	39 169 523	244 919 426
71	Natural and cultured pearls, precious/semi precious stones, and	582 873	2 884 749	8 857 030	58 050 900
72	Iron and steel	1 249 318 153	9 381 135 326	901 281 221	6 319 112 131
73	Articles of iron and steel	157 493 005	1 284 713 225	360 641 541	2 957 449 595
74	Cooper and articles thereof	18 585 916	119 384 430	134 730 268	806 516 003
75	Nickel and articles thereof	527 654	1 925 582	8 349 135	36 366 927
76	Aluminium and articles thereof	69 115 333	393 861 991	180 777 113	1 079 237 133
78	Lead and articles thereof	11 499 488	60 077 666	27 456 848	146 207 167
79	Zinc and articles thereof	14 619 854	92 532 052	30 267 241	195 845 567
80	Tin and articles thereof	92 514	1 227 859	1 433 474	13 885 867
81	Other base metal; cermets; and articles thereof	461 337	3 012 985	3 939 949	39 016 284
82	Tools, implements, cutlery, spoon and forks, of base metal and	7 494 699	47 579 899	46 796 452	302 863 337
83	Miscellaneous articles of base metal	22 090 563	131 425 609	63 542 605	402 786 893
84	Nuclear reactors, boilers, machinery and mechanical appliances;	284 915 156	1 686 197 043	2 496 102 240	15 829 304 562
85	Electrical machinery and equipments; sound	92 846 612	596 139 621	1 800 277 306	11 322 071 655
86	Railway and tramway locomotive, mechanical traffic, and all	4 006 600	21 270 348	54 434 773	383 521 615
87	Vehicles other than railway/ tramway, and parts and accessories	94 858 817	603 307 612	709 189 540	4 891 115 832
88	Aircraft and its components	146 687	1 601 965	113 667 063	1 078 726 425
89	Ships, boat, and floating structures	91 323 726	429 663 201	131 458 381	704 668 042
90	Optical, photographic, cinematographic, measuring, checking,	8 282 371	48 745 190	201 731 349	1 375 297 316
91	Clocks and watches and parts thereof	631 837	3 485 346	6 471 113	31 190 801
92	Musical instruments; parts and accessories of such articles	1 444 415	9 562 213	15 543 423	100 612 093
93	Arms and ammunition; parts and accessories thereof	21 088	397 307	1 864 784	72 805 988
94	Furnitures, bedding, mattress supports, cushions and stuffed	25 362 444	123 108 015	68 801 084	366 631 198
95	Toys, games and sports requisites; parts and accessories thereof	8 341 735	37 772 841	25 466 095	135 552 682
96	Miscellaneous manufactured articles	12 459 420	65 207 186	51 961 928	312 375 640
97	Works of arts, collectors' piece and antiques	50 065	532 742	189 683	1 401 496
98	Vehicles in ckd and their components	13 787 200	82 989 152	141 080 448	897 048 754
<b>TOTAL IM PORT</b>		<b>13 229 872 058</b>	<b>83 823 990 901</b>	<b>17 416 991 671</b>	<b>111 827 636 968</b>



**I-1. IM POR MENURUT GOLONGAN BARANG (HS) / IMPORT BY HS COMMODITY GROUPS**  
**C. MENURUT 40 GOLONGAN BARANG (HS) TERBESAR / BY BIG 40 COMMODITIES (HS)**  
**\*\*\* JULI / JULY 2013 \*\*\***

HS	Uraian golongan barang Group description	Berat bersih / Net weight (Kg)		Nilai / Value C.I.F ( U S \$ )	
		Bulan ini Current month	Kumulatif Cum. Jan. to date	Bulan ini Current month	Kumulatif Cum. Jan. to date
2710121600	Other Motor Spirit, Unleaded	1 216 744 056	8 389 308 919	1 236 205 617	8 436 286 211
2709001000	Crude Petroleum Oil	1 440 965 419	9 572 008 513	1 177 481 354	8 074 483 248
2710197100	Automotive Diesel Fuel	936 629 128	4 255 028 488	810 116 596	3 787 631 774
8517120000	Telephones For Cellular Networks Or For Other Wireless Networl	2 333 887	9 118 874	359 594 651	1 573 312 026
2710197200	Other Diesel Fuel	291 914 733	1 647 445 521	263 041 087	1 510 873 333
1001991910	Wheat Grains Without Husk,oth Than Seed, For Human Consump	467 642 482	3 022 626 564	172 017 446	1 135 548 866
2304009000	Oil-cake&other Solid Residues, From Extraction Of Soyabean Oil	423 627 525	2 032 982 672	223 987 512	1 116 149 080
1701140000	Oth Cane Sugar, Raw, Not Added Flavour/ Colour	101 218 841	1 914 676 331	52 881 921	1 012 843 309
2711130000	Liquid Butanes	145 637 075	1 053 826 598	120 125 591	934 994 449
7207121000	Slabs Of Iron/non Alloy, Cont.< 0,25% Of Carbon, Other Than Squ	179 698 820	1 716 584 110	98 575 937	880 509 871
2710127000	Naphtha, Reformate And Oth Preparations Of A Kind Used For Bl	133 545 181	873 817 083	118 134 674	825 367 612
5201000000	Cotton, Not Carded/combed.	59 437 312	413 613 727	125 454 343	810 975 340
2711120000	Liquid Propane	124 528 985	905 581 980	102 989 782	803 202 226
8517709900	Other Aerials Or Antennae	191 856	3 189 197	52 197 071	787 856 788
3104200000	Potassium Chloride	407 503 235	1 649 448 921	173 405 487	726 627 655
8542390000	Other Electronic Integrated Circuits	271 606	5 769 111	93 993 226	684 712 987
1201900000	Soya Beans, Oth Than Seed, Whether Or Not Broken	227 967 620	1 090 368 068	139 689 136	670 435 254
8471302000	Laptops Incl Notebooks And Subnotebooks	935 124	7 584 646	67 159 570	633 641 146
2902430000	P-xylene	60 543 054	385 623 518	86 525 691	594 214 263
8803300000	Other Parts Of Aeroplanes/ helicopters Heading 8801 Or 8802	72 717	757 413	101 801 924	580 850 704
7204490000	Other Ferrous Waste And Scrap :	195 624 891	1 334 141 402	79 341 649	555 076 940
3902109020	Polypropylene In Granule Form	64 877 252	368 385 129	95 795 754	546 123 258
2901210000	Ethylene	86 845 472	381 950 501	112 145 547	511 359 547
1005909000	Oth Maize (corn), Oth Than Seeds	330 360 770	1 614 070 031	96 360 410	483 857 012
8703221990	Oth Motor Car,no Sedan,1000-1500 Cc,not Ckd,intern Combust F	5 828 872	43 986 774	55 448 379	429 635 909
2710198200	Aviation Turbine Fuel (jet Fuel) Having A Flash Point Of Less Than	96 082 420	398 501 125	99 935 867	415 252 362
7403110000	Refined Copper For Cathodes And Sections Of Cathodes	10 852 734	52 801 669	78 751 898	407 471 969
7305110000	Lines Pipe, For Oil Or Gas Longitudinall Submerged Arc Welded C	3 133 563	269 897 670	3 168 269	394 632 486
9801202000	Vhcls Of Head 8704 With 5 Ton < Gross Weight <= 24 Ton, Incmp	5 099 429	34 238 171	55 653 735	391 382 616
8708997000	Other Chasis Frames Or Parts	4 374 409	36 137 375	48 263 436	373 288 807
8517625300	Oth Transmission Apparatus For Radio- Telephony/ radio-telegrap	133 397	871 773	66 533 820	358 186 340
8429520000	Mach With A 360,revolving Super Struct, Mech Shovels,excavato	14 891 720	70 479 835	63 743 740	330 317 860
7601100000	Unwrought Aluminium, Not Alloyed	25 431 184	139 629 307	54 332 116	308 819 943
7207110000	Semi-finished Iron/ non-alloy Cont. < 0,25% Carbon ,rectnglr,sque	86 562 606	534 728 094	48 872 552	305 816 670
4702000000	Chemical Wood Pulp, Dissolving Grades.	43 709 305	322 643 135	41 743 583	303 007 174
8431499000	Oth Parts Suitable Use Of Machinery Of Heading 84.30	8 618 138	45 001 902	48 782 773	292 044 312
1001991990	Other Wheat, Oth Than Seed, For Human Consumption	116 725 004	743 204 970	49 307 495	290 448 488
2713200000	Petroleum Bitumen	91 045 824	434 348 694	59 407 034	286 973 619
2905310000	Ethylene Glycol (ethanediol)	39 060 155	243 722 564	42 005 684	286 064 955
0402104100	Milk&cream Of Fat_1,5%,in Solid Form, No Added Sugar/sweet, t	10 795 530	76 417 103	44 516 599	281 927 802

**I-2 IM POR M ENURUT GOLONGAN BARANG SITC / IM PORT BY SITC COM M ODITY GROUPS**  
**\*\*\* JULI / JULY 2013 \*\*\***

SITC	Uraian golongan barang <i>Group description</i>	Berat bersih / Net weight (Kg)		Nilai / Value C.I.F. (US\$)	
		<i>Bulan ini</i> <i>Current month</i>	<i>Kumulatif</i> <i>Cum. Jan. to</i>	<i>Bulan ini</i> <i>Current month</i>	<i>Kumulatif</i> <i>Cum. Jan. to</i>
<b>A. By Commodity 1 digit SITC</b>					
0	Bahan makanan dan binatang hidup	1 996 646 940	12 719 986 430	1 295 943 966	8 114 854 361
1	Minuman dan tembakau	29 151 540	158 939 560	77 428 808	450 546 454
2	Bahan mentah	1 799 181 572	12 500 359 551	878 421 348	5 643 817 933
3	Bahan bakar, bahan penyemir, dsb	4 675 136 929	28 784 004 861	4 151 632 156	26 352 565 424
4	Minyak/ lemak nabati dan hewan	11 315 199	104 878 834	19 322 132	138 236 247
5	Bahan kimia	1 920 124 675	10 978 558 560	2 378 053 060	14 324 721 850
6	Hasil industri menurut bahan	2 108 703 953	14 559 668 124	2 539 965 803	17 666 196 286
7	Mesin dan alat pengangkutan	583 538 245	3 425 970 890	5 429 579 189	35 033 561 806
8	Hasil industri lainnya	106 070 760	591 027 144	644 042 339	4 082 039 324
9	Barang dan transaksi khusus lainnya	2 245	596 947	2 602 870	21 097 283
<b>TOTAL IM PORT</b>		<b>13 229 872 058</b>	<b>83 823 990 901</b>	<b>17 416 991 671</b>	<b>111 827 636 968</b>
<b>B. By Commodity 2 digit SITC</b>					
00	Live animal for food	10 857 408	55 156 447	27 874 366	152 101 433
01	Meat and meat preparations	5 795 229	27 101 104	25 983 830	128 849 677
02	Dairy product and eggs	32 776 366	220 799 134	116 160 255	730 482 655
03	Fish, crustaceans, molluscs and their preparations	12 487 309	92 479 985	28 393 583	136 972 457
04	Cereals and cereal preparations	970 843 718	5 936 127 555	349 578 486	2 217 758 285
05	Fruits and vegetables	174 539 328	909 018 404	174 808 159	909 573 455
06	Sugar, sugar preparations, and honey	158 877 451	2 260 275 473	95 250 027	1 240 362 100
07	Coffee, tea, cocoa, and spices	14 843 938	106 118 310	38 794 234	279 900 264
08	Feeding stuff for animals	590 121 198	2 955 437 275	348 814 749	1 756 953 631
09	Miscellaneous food preparations	25 504 995	157 472 743	90 286 277	561 900 404
11	Beverages	17 541 142	86 205 670	11 521 881	63 585 829
12	Tobacco and tobacco manufactured	11 610 398	72 733 890	65 906 927	386 960 625
21	Hides, skins and furskins	657 541	1 660 110	2 066 572	4 360 787
22	Oil seeds, nuts, and kernels	268 332 384	1 292 184 280	186 710 859	905 826 390
23	Crude rubber	28 785 130	201 285 193	65 077 638	495 042 276
24	Wood, lumber, and cork	23 108 696	192 745 829	11 043 230	71 279 975
25	Pulp and waste paper	349 790 372	2 498 818 912	157 190 590	1 062 932 208
26	Textile fibres and their waste	91 272 437	612 440 215	209 058 803	1 342 779 431
27	Crude fertilizers and crude minerals	718 207 930	4 823 914 838	91 378 768	546 644 697
28	Metalliferous ores and metal scraps	316 994 806	2 862 152 713	137 952 255	1 092 585 940
29	Crude animals and vegetable materials, nes	2 032 276	15 157 461	17 942 633	122 366 229
32	Coal, coke, and briquettes	37 688 384	155 237 310	7 463 669	41 352 033
33	Petroleum and petroleum products	4 367 279 275	26 638 275 128	3 920 981 049	24 540 039 255
34	Gas; natural and manufactured	270 169 270	1 990 491 774	223 187 438	1 771 116 866
35	Electric current	0	649	0	57 270
41	Animal oils and fats	1 493 074	4 930 140	3 218 571	12 878 154
42	Fixed vegetable oils/fats	4 594 996	49 607 588	7 638 445	61 903 853
43	Animal vegetable oils/fats	5 227 129	50 341 106	8 465 116	63 454 240
51	Organic chemicals	400 715 409	2 525 849 518	636 460 684	4 062 607 880
52	Inorganic chemicals	263 974 368	2 122 876 767	130 753 626	1 076 888 393
53	Dyeing, tanning, and colouring materials	47 040 564	260 476 070	133 835 355	840 828 622
54	Medical and pharmaceutical products	3 900 067	28 983 921	98 448 446	578 482 083
55	Essential oils and perfumery materials	28 190 156	157 088 814	162 115 818	877 149 218
56	Manufactured fertilizers	703 989 132	3 057 196 639	266 824 854	1 146 022 651
57	Plastics in primary forms	307 258 838	1 812 246 014	569 433 278	3 324 361 493
58	Plastics in non-primary forms	42 182 645	239 670 789	110 154 471	664 543 901
59	Chemical materials and its products, nes	122 873 496	774 170 028	270 026 528	1 753 837 609
61	Leather, leather med, nes	4 012 858	28 109 070	29 875 645	235 367 304
62	Rubber manufactured, nes	23 281 491	158 997 594	124 149 117	846 384 617
63	Wood and cork manufactured	56 529 439	367 332 740	26 374 507	169 874 545
64	Paper, paperboard, and manufactured thereof	81 482 258	436 626 598	128 939 820	702 288 753
65	Textile yarns, fabrics, and their products	77 985 910	554 139 100	455 074 151	3 452 475 387
66	Non metallic minerals manufactured	528 638 780	3 104 688 412	118 127 372	756 804 464
67	Iron and steel	1 142 540 744	8 709 154 459	988 169 277	7 252 113 401
68	Non ferrous metals	103 372 488	601 124 425	350 114 973	2 064 372 348
69	Manufactured of metal, nes	90 859 985	599 495 726	319 140 941	2 186 515 467
71	Power generating machine and equipments	56 239 135	351 390 739	379 718 969	2 825 198 355
72	Machinery specialized for particular industry	94 565 206	536 711 647	708 407 729	4 514 204 369
73	Metalworking machinery	18 253 487	115 638 235	173 646 845	1 117 840 590
74	General industrial machinery and equipments	119 862 159	727 155 709	1 008 077 662	6 170 758 484
75	Office machinery and automatic data processing	10 049 729	69 664 624	396 404 305	2 446 467 952
76	Telecommunication and reproducers apparatus	13 088 254	78 715 276	709 777 135	4 235 262 564
77	Electrical machinery and apparatus	68 629 198	416 363 580	915 998 933	5 894 067 155
78	Road vehicles	107 674 536	681 457 694	840 276 774	5 677 721 229
79	Other transportation equipments	95 176 541	448 873 386	297 270 837	2 152 041 108
81	Sanitary, plumbing, and fittings	10 142 847	53 600 152	29 001 478	165 245 054
82	Furniture	17 060 349	81 797 694	43 304 703	225 242 210
83	Traveling goods	3 415 446	19 365 247	20 776 358	130 556 149
84	Clothing	12 112 467	67 816 345	72 339 069	408 887 076
85	Footwear	5 127 501	37 460 702	40 202 887	262 000 088
87	Professional, scientific, and contractor instruments	7 236 522	43 241 733	152 699 890	1 090 231 264

**I-2 IM POR M ENURUT GOLONGAN BARANG SITC / IM PORT BY SITC COM M ODITY GROUPS**  
**\*\*\* JULI / JULY 2013 \*\*\***

SITC	Uraian golongan barang Group description	Berat bersih / Net weight (Kg)		Nilai / Value C.I.F. (US\$)	
		Bulan ini Current month	Kumulatif Cum. Jan. to	Bulan ini Current month	Kumulatif Cum. Jan. to
88	Photographic apparatus, equipments and optics	3 164 671	16 773 495	38 364 565	233 009 813
89	Miscellaneous manufactured articles	47 810 957	270 971 776	247 353 389	1 566 867 670
96	Coin; not being legal tender	994	590 243	402	2 445 325
97	Gold; non monetary	1 155	6 306	2 601 873	18 648 717
99	Gold coin and current coin	96	398	595	3 241
<b>TOTAL IM PORT</b>		<b>13 229 872 058</b>	<b>83 823 990 901</b>	<b>17 416 991 671</b>	<b>111 827 636 968</b>
<b>C. By Commodity 3 digit SITC</b>					
001	Live Animals Other Than Fish	10 857 408	55 156 447	27 874 366	152 101 433
011	Meat Of Bovine Animals Fresh, Chilled Or Frozen	4 569 867	20 958 746	21 610 471	102 246 491
012	Other Meat, Other Edible Meat Offal, Fresh, Chilled Or Frozen	437 705	3 522 541	1 987 860	16 947 261
016	Meat And Edible Meat Offal, Salted, Dried, Edible Flour Of Meat	17 262	82 437	137 340	640 104
017	Meat And Edible Meat Offal, Prepared Or Preserved	770 395	2 537 380	2 248 159	9 015 821
022	Milk,cream, And Milk Products Other Than Butter Or Cheese	29 777 040	194 383 102	102 263 888	613 985 395
023	Butter And Other Fats From Milk	1 754 683	11 939 221	8 067 694	51 918 727
024	Cheese And Curds	1 050 843	13 540 296	4 685 557	59 094 114
025	Eggs, Birds, And Egg Yolks; Fresh, Dried Or Otherwise Preserved	193 800	936 515	1 143 116	5 484 419
034	Fish, Fresh, Chilled Or Frozen	9 889 798	81 381 384	11 101 060	82 059 951
035	Fish, Dried Salted Or In Brine; Smoked Fish	2 332	81 901	58 903	548 667
036	Crustaceans, Molluscs, And Aquatic Invertebrates	2 045 559	7 625 903	15 679 737	45 797 386
037	Fish, Crustaceans, Molluscs, And Other Aquatic Invertebrates; Pre	549 620	3 390 797	1 553 883	8 566 453
041	Wheat And Meslin, Unmilled	595 734 525	3 890 246 794	225 006 683	1 469 428 542
042	Rice	23 072 414	266 889 622	9 914 646	137 199 664
043	Barley, Unmilled	0	1 500	0	3 115
044	Maize, Unmilled	331 011 296	1 621 812 664	97 270 032	490 450 774
045	Cereals, Unmilled	3 153 380	19 696 720	1 829 415	10 989 177
046	Meal And Flour Of Wheat And Flour Of Meslin	10 256 975	93 788 709	4 032 061	41 620 474
047	Other Cereal Meals And Flours	11 941	164 046	19 781	137 134
048	Cereal Preparations And Preparations Of Flours/ starchs Of Fruit	7 603 187	43 527 500	11 505 868	67 929 405
054	Vegetables, Fresh, Chilled, Frozen Or Simply Preserved	130 548 699	517 846 715	113 994 175	386 727 219
056	Vegetables, Roots And Tubers, Prepared Or Preserved Nes	7 091 984	45 766 094	10 192 985	63 015 878
057	Fruit And Nut; Fresh Or Dried	32 653 034	320 264 260	42 700 857	415 232 263
058	Fruits, Preserved And Preparations	2 891 505	16 011 794	5 411 796	26 941 903
059	Fruit And Vegetable Juices	1 354 106	9 129 541	2 508 346	17 656 192
061	Sugar, Molasses, And Honey	157 722 765	2 253 961 672	91 290 357	1 217 619 443
062	Sugar Confectionery	1 154 686	6 313 801	3 959 670	22 742 657
071	Coffee And Coffee Substitutes	4 261 643	24 243 959	13 948 493	91 996 844
072	Cocoa	3 512 527	30 458 685	10 379 901	94 192 045
073	Chocolate And Other Food Preparations Containing Cocoa	1 475 540	7 521 786	5 779 990	32 189 383
074	Tea And Mate	1 812 688	14 357 193	3 797 515	26 182 279
075	Spices	3 781 540	29 536 687	4 888 335	35 339 713
081	Feeding Stuff For Animals	590 121 198	2 955 437 275	348 814 749	1 756 953 631
091	Margarine And Shortening	1 051 627	6 418 667	3 841 395	23 300 923
098	Edible Products And Preparations	24 453 368	151 054 076	86 444 882	538 599 481
111	Non-alcoholic Beverages, Nes	17 418 358	85 383 416	10 789 013	57 160 334
112	Alcoholic Beverages	122 784	822 254	732 868	6 425 495
121	Tobacco, Unmanufactured And Refused	10 141 478	64 741 982	56 421 532	331 168 024
122	Tobacco, Manufactured	1 468 920	7 991 908	9 485 395	55 792 601
211	Hides And Skins, Raw	657 541	1 659 641	2 066 572	4 027 160
212	Furskins, Raw	0	469	0	333 627
222	Oil Seeds Use For Extraction Ofsoft Fixed Vegetable Oils	268 061 014	1 287 474 237	185 277 623	899 088 978
223	Oil Seeds Use For Extraction Of Other Fixed Vegetable Oils	271 370	4 710 043	1 433 236	6 737 412
231	Natural Rubber Latex;natural Rubber And Smilar Natural Gums	1 649 419	13 518 881	3 244 336	29 825 380
232	Synthetic Rubber Latex, Synthetic/ reclaimed Rubber	27 135 711	187 766 312	61 833 302	465 216 896
244	Cork,natural,raw And Waste	2 889	55 911	12 058	132 498
245	Fuel Wood And Wood Charcoal	3 252	7 514 380	20 326	2 648 487
246	Wood In Chips Or Particles And Waste	62 429	257 886	57 147	259 083
247	Wood In The Rough Or Roughly Squared	9 879 941	106 375 183	1 420 292	12 776 890
248	Wood, simply Worked And Railway Sleeper Of Wood	13 160 185	78 542 469	9 533 407	55 463 017
251	Pulp And Waste Paper	349 790 372	2 498 818 912	157 190 590	1 062 932 208
261	Silk	15	192	425	5 422
263	Cotton	59 725 664	415 008 588	125 792 967	812 688 569
264	Jute And Other Textile Bast Fibres	292 847	1 805 457	411 479	2 263 081
265	Vegetable Textile Fibres,raw Or Processed;waste Of These Fibres	140 067	1 167 460	214 898	1 355 983
266	Synthetic Fibres Suitable For Spinning	18 296 708	119 089 981	39 381 530	267 853 272
267	Other Man-made Fibres Suitable For Spinning And Waste	11 799 094	70 258 865	41 512 343	242 449 087
268	Wool And Other Animal Hair	989 720	4 432 104	1 723 278	13 003 292
269	Old Clothing And Other Old Textile Articles; Rags	28 322	677 568	21 883	3 160 725
272	Fertilizers, Crude	94 121 028	678 477 879	18 179 837	126 234 220
273	Stone, Sand And Gravel	218 171 168	1 649 635 434	11 004 967	73 683 737
274	Sulphur And Unroasted Iron Pyrites	37 823 207	196 300 392	6 411 196	37 213 728
277	Natural Abrasives	1 556 205	7 945 316	488 983	3 429 310
278	Other Crude Minerals	366 536 322	2 291 555 817	55 293 785	306 083 702
281	Iron Ore And Concentrates	25 447 082	940 920 613	3 314 986	156 696 108
282	Waste And Scrap Metal Of Iron/ steel	203 402 109	1 548 014 033	82 208 119	643 054 169

**I-2 IM POR M ENURUT GOLONGAN BARANG SITC / IM PORT BY SITC COM M ODITY GROUPS**  
**\*\*\* JULI / JULY 2013 \*\*\***

SITC	Uraian golongan barang <i>Group description</i>	Berat bersih / Net weight (Kg)		Nilai / Value C.I.F. (US\$)	
		<i>Bulan ini</i> <i>Current month</i>	<i>Kumulatif</i> <i>Cum. Jan. to</i>	<i>Bulan ini</i> <i>Current month</i>	<i>Kumulatif</i> <i>Cum. Jan. to</i>
283	Copper Ores And Concentrates	10 222 833	31 915 558	14 184 429	71 331 170
284	Nickel Ores And Concentrates	0	840	0	2 300
285	Aluminium Ores And Concentrates	68 710 882	283 001 463	23 824 749	105 004 078
287	Ores And Concentrates Of Basemetals	3 156 626	25 020 448	3 866 191	22 090 479
288	Non-ferrous Base Metal Waste And Scraps	6 054 215	33 278 210	10 550 466	94 393 436
289	Ores And Concentrates Of Precious Metals; Waste,scraps	1 059	1 548	3 315	14 200
291	Crude Animal Materials	513 104	3 929 350	7 749 018	53 624 369
292	Crude Vegetable Materials	1 519 172	11 228 111	10 193 615	68 741 860
321	Coals, Pulverized Or Not	31 103 498	87 386 598	5 183 535	19 210 395
322	Briquettes, Lignite And Peat	274 012	2 030 599	263 607	1 233 484
325	Coke And Semi Coke Of Coal/lignite/peat	6 310 874	65 820 113	2 016 527	20 908 154
333	Petroleum Oil, Crude	1 440 979 021	9 572 118 215	1 177 498 972	8 074 636 423
334	Petroleum Products, Refined	2 790 558 939	16 451 106 721	2 657 004 454	16 035 652 075
335	Residual Petroleum Products, And Related Materials	135 741 315	615 050 192	86 477 623	429 750 757
342	Liquefied Propane And Butane	270 166 060	1 959 408 578	223 115 373	1 738 196 675
343	Natural Gas, Liquefied Or Not	8	95	55	276
344	Petroleum Gases And Other Gas	3 202	31 082 883	72 010	32 916 648
345	Coal Gas, Water Gas And Similar Gas	0	218	0	3 267
351	Electric Currents	0	649	0	57 270
411	Animal Oils And Fats	1 493 074	4 930 140	3 218 571	12 878 154
421	Fixed Vegetable Fats And Oils Soft,crude,refined Or Fractioned	3 742 184	22 969 606	6 102 580	38 770 971
422	Fixed Vegetable Fats And Oils Solid,crude,refined Or Fractioned	852 812	26 637 982	1 535 865	23 132 882
431	Animal And Vegetable Oil; Fat Processed And Their Wax	5 227 129	50 341 106	8 465 116	63 454 240
511	Hydrocarbon And Their Halogenated, Nitrated Derivatives	213 103 586	1 289 649 649	280 935 167	1 795 064 833
512	Alcohols,phenols,phenol-alcohols And Their Halogenated	79 455 546	545 726 668	91 440 142	613 159 439
513	Carboxylic Acids,and Their Anhydrides,halides,peroxides	52 353 349	348 696 650	75 772 109	510 886 158
514	Nitrogen-function Compounds	23 425 484	141 493 745	60 597 022	384 029 752
515	Organo-inorganic And Heterocyclic Compounds	21 111 473	113 571 428	96 265 560	545 843 011
516	Other Organic Chemicals	11 265 971	86 711 378	31 450 684	213 624 687
522	Inorganic Chemical Elements, Oxides And Halogen Salts	130 942 679	999 794 986	72 749 712	646 943 410
523	Metallicsalts And Peroxysalts	130 044 663	1 102 727 428	53 820 199	402 885 720
524	Other Inorganic Chemicals;chemical Compound Of Precious Metal	2 966 275	20 258 471	3 687 593	22 115 134
525	Radioactive And Associated Materials	20 751	95 882	496 122	4 944 129
531	Synthetic Organic; Colouring Matter	7 550 449	47 461 260	45 244 938	264 796 939
532	Dyeing/tanning Extracts And Synthetic Tanning Materials	616 393	4 544 364	1 561 873	12 032 875
533	Pigments, Paints, Varnishes, And Related Materials	38 873 722	208 470 446	87 028 544	563 998 808
541	Medicinal And Pharmaceutical Products	1 933 708	12 670 702	52 852 350	310 945 940
542	Medicaments, Including Veterinary Medicaments	1 966 359	16 313 219	45 596 096	267 536 143
551	Essential Oils, Perfumes, And Flavour Materials	3 831 996	21 770 558	60 739 597	321 948 783
553	Perfumery, Cosmetics, And Toilet Preparations	10 705 052	50 255 253	64 991 073	347 832 711
554	Soap,cleansing And Polishing Preparations	13 653 108	85 063 003	36 385 148	207 367 724
562	Fertilizers, Manufactured	703 989 132	3 057 196 639	266 824 854	1 146 022 651
571	Polymers Of Ethylene In Primary Forms	82 433 383	492 940 156	148 966 585	780 108 872
572	Polimers Of Styrene In Primary Forms	19 228 922	122 644 462	42 474 227	271 204 273
573	Polimers Of Vinyl Chloride In Primary Forms	8 695 535	59 851 580	12 588 506	82 694 942
574	Poliacetals And Polycarbons In Primary Forms	41 864 261	229 259 515	83 162 206	496 101 005
575	Other Plastics In Primary Forms	140 939 957	830 899 337	274 304 406	1 646 127 152
579	Waste And Scrap Of Plastics	14 096 780	76 650 964	7 937 348	48 125 249
581	Tubes, Pipes, And Hoses Of Plastics	2 873 670	18 811 705	13 113 584	91 029 934
582	Plates, Sheets, And Film Of Plastics	38 719 148	217 165 069	95 623 864	564 027 890
583	Monofilament And Rod Of Plastics	589 827	3 694 015	1 417 023	9 486 077
591	Disinfectants, Insecticides, And Fungicides Put In Forms	6 832 392	40 214 673	28 155 787	231 517 289
592	Starches, Inulin, And Wheat Glutenal Buminoidal Substances; Glues	53 611 268	331 048 835	60 627 645	370 330 487
593	Explosive And Pyrotechnic Products	3 365 466	19 264 120	8 729 844	70 074 871
597	Additive For Mineral Oils	14 922 199	77 577 271	52 978 212	275 285 438
598	Miscellaneous Chemical Products	44 142 171	306 065 129	119 535 040	806 629 524
611	Leathers	3 988 841	27 743 757	29 110 411	228 791 427
612	Manufactures And Composition Leathers	21 316	321 357	535 059	3 626 192
613	Furskins, Tanned Or Dressed	2 701	43 956	230 175	2 949 685
621	Materials Of Rubber	4 741 457	31 703 001	30 059 642	185 124 707
625	Rubber Tyre,tyre Cases,tyre Treads,inner Tubes, And Tyre Flaps	14 129 916	94 433 995	52 870 493	381 669 014
629	Articles Of Rubbers	4 410 118	32 860 598	41 218 982	279 590 896
633	Cork Manufactures	45 187	408 959	314 366	2 463 326
634	Veneers,plywood,improved/reconstituted Wood Worked	54 561 024	356 681 638	22 502 610	150 765 558
635	Wood Manufactures	1 923 228	10 242 143	3 557 531	16 645 661
641	Papers And Paperboards	70 883 384	378 374 152	94 098 819	506 509 336
642	Paper And Paperboard Cut To Size/shape And Article Of Papers	10 598 874	58 252 446	34 841 001	195 779 417
651	Textile Yarns	20 847 301	141 319 943	68 170 212	453 099 297
652	Cotton Fabrics, Woven	8 318 076	63 083 342	84 011 184	634 501 735
653	Fabrics, Woven, Of Man-made Fibres	10 604 010	89 791 514	77 893 130	721 773 109
654	Textile Fabrics, Woven, Other Than Of Cotton Or Man-made Fibre:	872 190	5 582 345	7 274 241	46 712 240
655	Knitted Or Crocheted Fabrics	11 512 367	90 074 044	99 286 440	772 692 161
656	Tulle,lace,embroidery,ribbons,trimmings And Other Small Wares	1 922 094	11 942 212	19 926 907	148 956 538
657	Special Yarns,textile Fabrics	18 830 447	123 370 342	83 257 275	598 099 854
658	Made-up Articles, Wholly/chiefly Of Textile Materials	2 310 431	14 768 379	8 049 664	39 793 141
659	Floor Coverings	2 768 994	14 206 979	7 205 098	36 847 312

I-2 IM POR M ENURUT GOLONGAN BARANG SITC / IM PORT BY SITC COM M ODITY GROUPS  
 \*\*\* JULI / JULY 2013 \*\*\*

SITC	Uraian golongan barang Group description	Berat bersih / Net weight (Kg)		Nilai / Value C.I.F. (US\$)	
		Bulan ini Current month	Kumulatif Cum. Jan. to	Bulan ini Current month	Kumulatif Cum. Jan. to
661	Lime,cement And Fabricated Construction Materials	372 237 707	2 311 293 121	25 038 630	188 830 780
662	Clay And Refractory Construction Materials	83 910 932	321 882 413	27 867 539	146 864 730
663	Mineral Manufactures	32 527 099	206 544 751	26 575 630	184 181 300
664	Glass	23 759 144	146 286 925	23 343 182	139 686 472
665	Glassware	14 746 310	113 155 653	14 312 753	92 592 932
666	Pottery	1 409 725	5 463 843	828 922	3 968 013
667	Pearl, Precious And Semi Precious Stones	47 863	61 706	160 716	680 237
671	Pig Iron,spiegeleisen,sponge Iron, And Ferro-alloys	9 874 630	446 558 888	12 050 909	205 548 650
672	Ingots And Other Iron/steel In Primary Forms	316 133 885	2 844 711 063	184 738 516	1 580 888 991
673	Flat Rolled Products, Not Clad	356 367 706	2 209 647 351	266 299 731	1 620 565 015
674	Flat Rolled Products, Clad Or Plated	99 907 604	620 638 354	99 799 802	637 238 903
675	Flat Rolled Products And Alloy Steels	70 463 846	405 062 901	79 612 423	524 324 063
676	Iron/steel Bars, Rods, Angels, Shaped And Sections	178 732 875	1 229 444 647	142 511 138	968 416 614
677	Rail/railway And Tractor Construction Of Iron/steel Materials	14 360 934	30 223 672	12 816 045	44 513 658
678	Wire Of Iron/steel	16 588 943	94 126 437	36 053 645	153 544 256
679	Tubes, Pipes, Hollow Profile, Pipe Fitting Of Iron/steel	80 110 321	828 741 146	154 287 068	1 517 073 251
681	Silver, Platinum, And Other Metal Of The Platinum Groups	35 928	289 529	1 947 738	11 608 221
682	Copper	17 866 736	105 915 035	127 745 305	710 642 903
683	Nickel	445 293	1 531 736	7 059 834	30 784 153
684	Aluminium	58 774 911	340 570 007	153 794 237	935 386 809
685	Lead	11 469 501	59 997 141	27 001 339	145 121 094
686	Zinc	14 352 064	89 455 896	29 564 728	187 995 306
687	Tin	78 740	1 066 248	1 378 201	13 300 154
689	Miscellaneous Non-ferrous Basemetals Employed In Metallurgy	349 315	2 298 833	1 623 591	29 533 708
691	Structures And Parts Of Iron/steel Or Aluminium	16 128 446	108 412 103	27 671 205	255 483 731
692	Metal Containers For Storage And Transportations	4 985 709	33 592 640	22 109 114	164 190 542
693	Wire Products And Fencing Grills	6 798 564	40 691 507	13 017 676	82 251 789
694	Nails, Screws, Nuts, Bolts, Rivets Of Iron/steel Or Copper	14 741 766	92 752 348	69 150 580	438 285 961
695	Tools For Used In The Hand Or In Machines	6 058 811	36 879 393	39 839 178	262 972 032
696	Cutlery	1 312 438	10 031 479	6 783 462	39 113 470
697	Household Equipment Of Base Metals	6 326 865	37 049 113	15 955 904	90 227 887
699	Manufactures Of Base Metals	34 507 386	240 087 143	124 613 822	853 990 055
711	Seam And Other Vapour Generating Boilers And Parts	14 182 438	81 983 240	46 209 050	352 662 594
712	Seam Or Other Generating Boilers And Parts	6 024 189	27 596 605	29 527 583	159 141 055
713	Internal Combustion Piston Engines And Parts	18 664 096	130 241 687	172 341 787	1 133 968 148
714	Engines And Motors, Non-electric And Parts	2 201 337	8 147 801	30 069 521	394 221 377
716	Rotating Electric Plants And Parts	14 115 382	96 390 930	88 930 526	699 004 296
718	Other Power Generating Machines And Parts	1 051 693	7 030 476	12 640 502	86 200 885
721	Agricultural Machinery And Parts	3 264 756	19 436 064	21 752 851	134 358 201
722	Tractors	782 107	4 658 257	5 391 698	31 941 853
723	Civil Engineering And Contractor Plants And Equipments/parts	43 452 551	221 891 607	231 079 503	1 392 708 040
724	Textile/leather Machinery And Parts	11 825 338	69 489 640	86 637 824	576 092 811
725	Papermill/pulpmill Machinery And Paper Cutting Machines	3 547 436	19 748 294	44 669 092	228 118 328
726	Printing/book Binding Machinery And Parts	4 095 239	22 472 198	83 787 738	443 765 406
727	Food Processing Machines And Parts	4 567 012	31 366 932	31 560 313	278 444 713
728	Other Machines And Equipment Specialized For Particular Industry	23 030 767	147 648 655	203 528 710	1 428 775 017
731	Machine Tools By Removing Metal	4 144 720	28 914 800	52 939 695	384 323 433
733	Machine Tool For Working Metals	7 118 782	43 952 764	51 100 451	357 571 101
735	Parts Of Machine Tools	891 991	5 160 833	16 996 812	92 535 279
737	Metalworking Machinery And Parts	6 097 994	37 609 838	52 609 887	283 410 777
741	Heating And Cooling Equipments And Parts	25 501 248	177 470 431	182 718 159	1 327 533 979
742	Pumps For Liquid And Parts	9 836 468	58 725 101	90 021 110	602 026 737
743	Pumps, Compressors, Fans, Blowers, Centrifuges, And Parts	20 535 215	113 523 042	173 713 101	977 924 556
744	Mechanical Handling Equipments And Parts	30 098 253	160 175 941	206 917 002	932 941 954
745	Other Non-electical Machinery, Tools, And Mechanical Apparatus	4 639 733	30 054 711	71 102 193	470 619 824
746	Ball Or Roller Bearings	5 555 718	33 938 397	47 536 259	310 430 370
747	Taps, Cocks, And Valves For Pipes	6 852 254	51 723 838	84 580 650	558 080 816
748	Transmission Shafts And Cranks	12 441 469	73 711 981	89 926 854	588 193 357
749	Non-electric Parts And Accessories Of Machineries	4 401 801	27 832 267	61 562 334	403 006 891
751	Office Machines	2 004 928	8 944 800	20 807 013	98 334 412
752	Automatic Data Processing Machines And Their Units	5 144 629	41 611 986	277 790 269	1 709 708 416
759	Parts And Accessories For Machine Of Heading 751 Or 752	2 900 172	19 107 838	97 807 023	638 425 124
761	Television Receivers	1 146 819	5 943 024	31 389 753	153 185 805
762	Radio Broadcast Receivers	276 799	1 552 797	8 479 002	47 713 768
763	Sound Recorders Or Reproducers	394 104	3 217 955	12 159 107	89 442 708
764	Telecommunication Equipments And Parts	11 270 532	68 001 500	657 749 273	3 944 920 283
771	Electric Power Machinery And Parts	4 080 702	32 077 636	49 393 433	371 420 573
772	Electrical Apparatus For Making And Breaking Electrical Circuits	12 092 369	69 910 395	243 341 699	1 677 758 819
773	Equipment For Distributing Electricity	13 418 125	86 195 342	118 349 945	685 709 392
774	Electrical Apparatus For Medical Purposes And Radiological Appar.	182 704	896 752	13 674 435	65 130 204
775	Household Type, Electrical/non-electrical Equipments	14 872 877	73 347 608	68 228 278	339 778 603
776	Thermionic, Cold Cathode, And Photo Cathode Valves/tubes	3 688 364	27 863 401	188 668 223	1 294 021 264
778	Electrical Machinery And Apparatus	20 294 057	126 072 446	234 342 920	1 460 248 300
781	Passenger Motor Cars	21 295 363	144 537 711	236 082 337	1 612 210 493
782	Motor Vehicle For The Transportation Of Goods	21 935 042	139 572 576	195 194 669	1 369 341 166
783	Road Motor Vehicles	934 683	16 687 528	6 510 325	128 810 836

**I-2 IM POR M ENURUT GOLONGAN BARANG SITC / IM PORT BY SITC COM M ODITY GROUPS**  
**\*\*\* JULI/ JULY 2013 \*\*\***

SITC	Uraian golongan barang Group description	Berat bersih / Net weight (Kg)		Nilai / Value C.I.F. (US\$)	
		Bulan ini Current month	Kumulatif Cum. Jan. to	Bulan ini Current month	Kumulatif Cum. Jan. to
784	Parts And Accessories Of The Motor Vehicles	32 272 607	208 808 429	301 369 569	1 980 497 607
785	Motorcycles, Scooters, And Other Cycles Motorized/non Motorize	28 191 501	145 713 217	91 589 877	522 585 313
786	Trailers And Other Vehicles, Not Motorized	3 045 340	26 138 233	9 529 997	64 275 814
791	Railway Vehicles And Associated Equipments	3 707 005	17 612 260	52 192 249	369 143 397
792	Aircraft And Associated Equipments And Parts	145 810	1 597 925	113 620 207	1 078 229 669
793	Ships, Boats, And Floating Structures	91 323 726	429 663 201	131 458 381	704 668 042
811	Prefabricated Buildings	5 463 495	24 823 322	11 159 855	49 427 583
812	Sanitary, Plumbing, Heating, And Lighting Fixtures/fittings	872 087	6 844 155	2 021 462	18 373 158
813	Lighting Fixtures And Fittings	3 807 265	21 932 675	15 820 161	97 444 313
821	Furnitures And Parts	17 060 349	81 797 694	43 304 703	225 242 210
831	Travel Goods	3 415 446	19 365 247	20 776 358	130 556 149
841	Men's Coats/jackets, Not Knitted	615 009	4 617 481	6 971 891	44 506 018
842	Women's Coats/jacket, Not Knitted	993 425	6 135 251	12 335 491	62 771 243
843	Men's Coats/jackets, Knitted	301 627	3 380 265	2 554 527	20 204 252
844	Women's Coats/jackets, Knitted	2 121 282	14 349 410	7 681 904	49 067 098
845	Articles Of Apparel	1 397 155	8 793 852	11 583 964	73 475 526
846	Clothing Accessories Of Textiles Fabrics	662 102	3 289 433	5 498 632	34 969 753
848	Articles Of Apparel And Clothing Accessories Of Other Than Textile	6 021 867	27 250 653	25 712 660	123 893 186
851	Footwears	5 127 501	37 460 702	40 202 887	262 000 088
871	Optical Instrument And Apparatus	61 476	526 465	3 268 576	33 108 712
872	Medical Instruments And Appliances	2 197 419	10 610 744	29 492 211	183 508 452
873	Meters And Counters	1 189 034	6 870 320	23 962 633	144 494 513
874	Measuring, Checking, Analysing, And Controlling Instrument And A	3 788 593	25 234 204	95 976 470	729 119 587
881	Photographic Apparatus And Equipments	371 108	1 941 629	3 537 061	27 730 965
882	Photographic And Chinematographic Supplies	1 429 122	7 511 852	6 946 180	45 933 868
883	Cinematograph Film, Exposed And Developed	204	1 498	17 819	111 800
884	Optical Goods	732 400	3 833 170	21 392 392	128 042 379
885	Watches And Clocks	631 837	3 485 346	6 471 113	31 190 801
891	Arms And Ammunitions	112 394	956 169	6 097 196	142 129 197
892	Printed Matter	1 885 384	11 786 742	18 868 150	132 961 627
893	Article Of Plastics	24 247 424	141 357 228	99 332 950	594 645 153
894	Baby Carriages, Toys, Games, And Sporting Goods	8 593 895	39 385 400	26 329 213	140 991 859
895	Office And Stationery Supplies	3 156 284	18 262 362	10 456 969	65 260 824
896	Works Of Art, Collectors Pieces And Antiques	50 065	532 742	189 683	1 401 496
897	Jewellery, Goldsmith, Silversmith Wares, And Other Articles	495 758	1 934 358	4 076 298	24 473 390
898	Musical Instrument And Parts/ accessories	1 657 349	11 105 707	37 514 663	155 895 318
899	Other Miscellaneous Manufactured Articles	7 612 404	45 651 068	44 488 267	309 108 806
961	Coin Not Being Legal Tender	994	590 243	402	2 445 325
971	Gold, Non-monetary	1 155	6 306	2 601 873	18 648 717
999	Gold Coin And Current Coin	96	398	595	3 241
<b>TOTAL IM PORT</b>		<b>13 229 872 058</b>	<b>83 823 990 901</b>	<b>17 416 991 671</b>	<b>111 827 636 968</b>

**I.3. IM POR MENURUT KOMODITI / IM PORT BY HS COM M ODITY**  
**\*\*\* JULI/ JULY 2013 \*\*\***

HS	Uraian Komoditi Commodity Description	Berat Bersih / Net Weight (Kg)		Nilai / Value C.I.F (US\$)	
		Bulan ini Current Month	Net Weight (Kg) Kumulatif Cum.Jan. to date	Bulan ini Current Month	Value C.I.F (US\$) Kumulatif Cum.Jan. to date
0102210000	Live cattle, pure-bred breeding animals	0	30 000	0	123 839
0102291010	Live male oxen, other than pure-bredbreeding animals	10 856 025	54 675 789	27 850 624	148 660 960
0102901000	Other live bovine animal, pure-bredbreeding animals	0	432 740	0	2 906 518
0104201000	Live goats, pure-bred breeding animals	0	2 500	0	54 979
0105119000	Live fowls spec Gallus domesticus,weight <=185g,oth than breedin	0	22	0	903
0106140000	Live rabbits and hares, mammals	0	6	0	383
0106190000	Other live mammals	0	125	0	5 334
0106200000	Live reptiles(including snakes and turtles)	0	1 363	0	33 485
0106320000	Live psittaciformes (including parrots,parakeets,macaws and cocka	0	188	0	11 152
0106330000	Live ostriches; emus(Dromalus novaehollandiae)	0	34	0	975
0106390000	Other live birds	1 383	13 441	23 742	291 481
0106900000	Other live animals	0	239	0	11 424
0201200000	Other cuts with bone in of bovineanimals, fresh or chilled	56 535	270 406	324 941	1 721 291
0201300000	Boneless of bovine animals, fresh orchilled	172 857	1 063 602	1 279 281	8 951 336
0202200000	Other cuts with bone in of bovineanimals, frozen	71 166	149 320	415 727	824 686
0202300000	Boneless of bovine animals, frozen	4 269 309	19 475 418	19 590 522	90 749 178
0203190000	Other meat of swine, fresh or chilled	0	80 091	0	414 137
0203290000	Other meat of swine, frozen	0	58 793	0	277 310
0204220000	Other cuts of sheep, with bone in, freshor chilled	7 714	48 208	71 539	323 193
0204230000	Boneless meat of sheep, fresh or chilled	136	15 994	1 730	117 584
0204300000	Carcasses and half-carcasses of lamb,frozen	0	29 246	0	247 405
0204410000	Carcasses and half-carcasses of sheep,frozen	1 190	61 494	5 788	342 059
0204420000	Other cuts of sheep with bone in, frozen	14 092	413 614	136 454	2 794 834
0204430000	Boneless meat of sheep, frozen	8 387	324 318	75 648	2 356 758
0204500000	Meat of goats, fresh, chilled or frozen	4 000	8 000	6 605	13 397
0205000000	Meat of horses, asses, mules or hinnies,fresh, chilled or frozen	4 000	8 000	6 605	13 397
0206100000	Edible offal of bovine animals, fresh orchilled	0	30 664	0	180 709
0206210000	Tongue of bovine animals, frozen	35 285	193 070	140 823	947 029
0206220000	Livers of bovine animals, frozen	0	3 423	0	7 402
0206290000	Other edible offal of bovine animals,frozen	339 588	1 611 427	1 494 371	7 092 055
0207120000	Meat & edible offal of fowls spec Gallusdomesticus, not cut in piec	0	10 825	0	30 259
0207250000	Meat and edible offal of turkeys, notcut in pieces, frozen	0	88 098	0	250 696
0207420000	Meat and edible offal of ducks, not cutin pieces, frozen	23 313	533 291	48 297	1 342 609
0207430000	Fatty livers of ducks, fresh or chilled	0	1 488	0	80 738
0207450000	Other meat and edible offal of ducks,frozen	0	2 497	0	115 690
0210200000	Meat of bovine animals, saltd, in brine,dried or smoked	0	9 589	0	47 913
0210999000	Oth meat & edible, incl. frours & mealssalted, in brine, dried or sm	17 262	72 848	137 340	592 191
0301119100	Koi carp (Cyprinus carpio)	0	697	0	9 553
0301199000	Live marine ornamental fish,other than fry	0	208	0	2 837
0301992100	Other live fry fish, for breeding	0	20	0	26 587
0302110000	Trout, fresh or chilled, excludingfillets, livers and roes	687	687	5 813	5 813
0302140010	Atlantic salmon, excluding fillets,livers and roes, fresh or chilled	5 793	5 793	50 974	50 974
0302290000	Oth flat fish, excl.fillet,liver & roesfresh or chilled	0	561	0	2 070
0302430000	Sardines, excl. fillets, livers & roes,fresh or chilled	0	38 128	0	104 031
0302440000	Mackerel, excl. fillets livers & roes,fresh or chilled	976	976	1 587	1 587
0302540000	Hake excl.fillets, livers and roes,fresh or chilled	0	18 360	0	42 119
0302550000	Alaska Pollack excl.fillets, livers androes, fresh or chilled	0	60	0	531
0302590000	Other marine fish excl.fillets, liversand roes, fresh or chilled	0	18 360	0	41 345
0303120000	Oth pacific salmon, excl.fillet, liverand roes, frozen	182 617	660 304	522 532	2 561 887
0303130010	Atlantic salmon, excl.fillets, liversand roes, frozen	0	256 316	0	1 436 104
0303140000	Trout, excl.fillets, livers and roes,frozen	0	21 000	0	111 300
0303190000	Other salmonidae, excl.fillets, liversand roes, frozen	0	55 000	0	46 750
0303260000	Eels, excl.fillets, livers & roes,frozen	0	4 000	0	4 000
0303290000	Nile perch and snakeheads, excl.fillets,livers and roes, frozen	0	53 993	0	135 892
0303310000	Halibut, excl.fillets, livers and roes,frozen	0	31 586	0	63 172
0303410000	Albacore/longfinned tunas,excl.fillet,livers and roes, frozen	0	385 170	0	1 069 109
0303420000	Yellowfin tunas, excl.fillet, liver & roes, frozen	0	392 359	0	1 571 551
0303430000	Skipjack or stripe-bellied bonito, excl.fillets, livers and roes, frozen	301 000	1 131 240	657 753	2 573 303
0303490000	Oth tunas, excl.fillets,livers & roes,frozen	19 000	119 035	106 400	719 685
0303510000	Herring clupea harengus,clupea pallasii),excl.fillets,livers and roes,	0	7	0	202
0303530000	Sardines, sardinella, brising or spartsexcl.fillets, livers and roes, frc	2 397 928	31 238 967	1 593 501	19 941 745
0303540010	Mackerel, excl.fillets, livers and roes,frozen	617 160	5 605 885	595 782	5 141 731
0303540020	Pacific mackerel, excl.fillets, liversand roes, frozen	5 645 300	37 136 173	4 865 886	31 895 839
0303550000	Jack and horse mackerel, excl.fillets,livers and roes, frozen	24 000	357 600	11 578	172 508
0303570000	Swordfish (xiphias gladius),excl.fillets,livers and roes,frozen	336 980	1 683 916	1 651 202	8 004 498
0303630000	Cod (gadus morhua, ogac, macrocephalu) .excl.fillets,livers and roe	14 696	61 984	230 040	935 122
0303640000	Haddock, excl.fillets, livers and roes,frozen	0	18 360	0	41 345
0303670000	Alaska Pollack, excl.fillets, livers androes, frozen	9 050	9 589	12 919	15 282
0303690000	Other marine fish, excl.fillets, liversand roes, frozen	2 929	5 738	8 460	11 685
0303810000	Dogfish and other sharks, excl.fillets,livers and roes, frozen	0	97 916	0	343 168
0303840000	Seabass, excl.fillets, livers and roes,frozen	0	17 650	0	256 961

**I.3. IMPOR MENURUT KOMODITI / IMPORT BY HS COMMODITY**  
**\*\*\* JULI / JULY 2013 \*\*\***

HS	Uraian Komoditi Commodity Description	Berat Bersih / Net Weight (Kg)		Nilai / Value C.I.F (US\$)	
		Bulan ini Current Month	Kumulatif Cum.Jan. to date	Bulan ini Current Month	Kumulatif Cum.Jan. to date
0303891400	Savalai hairtails, excl.fillet, livers and roes, frozen	2 062	2 062	5 955	5 955
0303891800	Mangrove red snappers, excl.fillet, livers and roes, frozen	0	25 390	0	181 569
0303891930	Mackarel excl.fillet, livers and roes, frozen	0	19 173	0	81 047
0303891990	Other marine fish, excl.fillet, livers and roes, frozen	138 356	301 665	514 702	1 070 003
0303892900	Other fish, not marine fish, excl.fillet, livers and roes, frozen	35 916	215 543	68 801	330 587
0303902000	Roes of fish, frozen	0	7 356	0	36 981
0304320090	Other catfish fillets (whether or not minced), fresh or chilled	0	31 013	0	132 077
0304490000	Fillet of other fish, fresh or chilled	0	106 683	0	467 917
0304520000	Salmonidae meat (whether or not minced), fresh or chilled	400	1 303	12 298	38 351
0304750000	Alaska Pollack fillets, frozen	0	10 000	0	20 500
0304790000	Other fish fillets of family bregmacerotidae, etc., frozen	1 528	5 440	4 413	21 572
0304810010	Frozen fillets of red salmon	400	400	12 300	12 300
0304830000	Frozen fillets of flat fish	40 000	98 450	50 000	122 973
0304870000	Frozen fillets of tunas, skipjack or stripe-bellied bonito	12 700	72 713	19 050	337 193
0304890000	Frozen fillets of other fish	0	31 324	0	247 720
0304940000	Alaska Pollack meat (whether or not minced), frozen	0	60	0	676
0304990010	Meat of tuna loin and skipjack, (whether or not minced), frozen	680	680	9 066	9 066
0304990090	Meat of other fish, (whether or not minced), frozen	99 640	1 024 491	90 048	1 603 178
0305100000	Flours, meals, and pellets of fish, fit for human consumption	1 932	9 042	41 967	117 558
0305209000	Livers & roes of fish, oth than freshwater fish, dried, smoked, salted	0	609	0	11 878
0305440010	Eels, smoked, incl.fillet, other than edible fish offal	0	8 000	0	64 250
0305490000	Other fish, smoked, incl.fillet, other than edible fish offal	0	34 200	0	176 403
0305620000	Cod, salted but not dried/smoked & in brine, other than edible fish	400	1 300	16 936	55 356
0305699000	Fish, not marine fish, salted, not dry/smoked & in brine, not edible fish	0	7 839	0	9 000
0305710000	Shark fins, fit for human consumption	0	20 911	0	114 222
0306110000	Rock lobsters and other sea crawfish, frozen, fit for human consumption	0	604	0	1 208
0306120000	Lobsters, frozen, fit for human consumption	326	19 461	7 428	86 312
0306141000	Soft shell crabs, frozen, fit for human consumption	8 961	55 268	208 296	890 019
0306149000	Other crabs, frozen, fit for human consumption	1 284 948	3 455 394	12 320 331	32 107 281
0306160000	Cold water shrimps and prawns, frozen, fit for human consumption	155 131	817 854	633 531	2 771 599
0306171010	Giant tiger prawns with head, frozen, fit for human consumption	0	19 339	0	58 108
0306171020	Giant tiger prawns headless, frozen, fit for human consumption	244 770	472 372	1 591 380	2 609 880
0306171090	Other giant tiger prawns, frozen, fit for human consumption	0	56 149	0	175 187
0306172090	Other whiteleg shrimps, frozen, fit for human consumption	0	51 798	0	526 948
0306173000	Giant river prawns, frozen, fit for human consumption	0	7 847	0	102 676
0306179000	Other shrimps and prawns, frozen, fit for human consumption	28 219	177 765	199 279	1 330 113
0306242000	Crabs, fresh or chilled	0	1 818	0	26 460
0306249990	Crabs, dried, not boiled, not in airtight container, not frozen	0	14 557	0	340 019
0306269900	Other cold-water shrimps and prawns, other than airtight container	500	500	13 938	13 938
0306272200	Whiteleg shrimps, other than breeder, live	8 480	24 530	114 207	425 149
0306272900	Other shrimps and prawns, other than breeder, live	0	87	0	1 190
0306291000	Other crustaceans, live	504	866	6 440	15 456
0306293000	Crustaceans, flours, meal and pellets	0	16	0	22
0306299100	Crustaceans, flours, meal and pellets in airtight containers	0	2 552	0	28 093
0306299900	Crustaceans, flours, meal and pellets, in other than airtight container	280	2 278	8 342	57 429
0307112000	Oysters, fresh or chilled	0	22 200	0	77 670
0307191000	Oysters, frozen	0	12 044	0	95 225
0307291000	Scallops, frozen	135 560	597 709	312 709	1 458 522
0307391000	Mussels, frozen	0	14 457	0	35 034
0307491000	Cuttle fish and squid, frozen	153 522	1 490 880	226 440	1 905 172
0307591000	Octopus, frozen	23 818	122 816	35 175	330 934
0307791000	Clams, cockles and ark shells; frozen	0	144 213	0	275 719
0307999000	Oth molluscs, for human consumption; oth than frozen & dried	0	19 800	0	23 958
0308303000	Jellyfish (Rhopilema spp.), frozen	540	1 675	2 241	4 501
0308901000	Oth aquatic invertebrates oth than crustaceans and molluscs, live	0	154	0	2 099
0308909000	Flours, meals, pellets oth than crustaceans & molluscs	0	18 900	0	21 465
0401101000	Milk & cream of a fat <=1%, not added sugar/sweet, not concentrate	600	41 344	9 275	56 053
0401109000	Milk & cream of a fat <=1%, not added sugar/sweet, not in liquid form	1 836	6 164	14 601	58 397
0401201000	Milk & cream of 1%?a fat_6%, not added sugar/sweet, not concentrate	21 114	106 330	34 520	145 007
0401209000	Milk & cream of 1%?a fat_6%, not added sugar/oth sweet, not in liquid form	0	19 815	0	26 703
0401401000	Milk & cream of 6%?a fat_10%, not added sugar/sweet, not concentrate	0	80 370	0	80 852
0401409000	Milk & cream of 6%?a fat_10%, not added sugar/sweet, in other form	47 425	1 102 475	122 020	3 016 447
0401501000	Milk and cream of a fat >10%, not added sugar/sweet, not concentrate	106 735	551 845	251 937	1 277 338
0401509000	Milk and cream of a fat >10%, not added sugar/sweet, not in liquid form	254 026	797 819	1 014 245	2 692 429
0402104100	Milk & cream of fat_1,5%, in solid form, no added sugar/sweet, contain	10 795 530	76 417 103	44 516 599	281 927 802
0402104900	Milk & cream of fat_1,5%, in solid form, no added sugar/sweet, contain	175 000	1 063 250	652 575	3 899 123
0402109100	Milk & cream of fat_1,5%, in solid form, added sugar/sweet, contain	2 689 100	11 420 300	9 091 699	37 620 455
0402109900	Milk & cream of fat_1,5%, in solid form, added sugar/sweet, contain	111 000	1 544 490	392 950	5 959 783
0402212000	Milk & cream fat >1,5%, in solid form, not added sugar/sweet, contain	3 566 125	20 890 511	17 243 551	80 475 703
0402219000	Milk & cream fat >1,5%, in solid form, not added sugar/sweet, contain	1 498 900	3 813 209	5 733 275	18 256 227
0402292000	Milk & cream fat >1,5%, in solid form, added sugar/sweet, contain	0	48 115	0	169 774



**I.3. IM POR MENURUT KOM ODITI / IM PORT BY HS COM M ODITY**  
**\*\*\* JULI / JULY 2013 \*\*\***

HS	Uraian Komoditi Commodity Description	Berat Bersih / Net Weight (Kg)		Nilai / Value C.I.F (US\$)	
		Bulan ini Current Month	Kumulatif Cum.Jan. to date	Bulan ini Current Month	Kumulatif Cum.Jan. to date
0402299000	Milk&cream fat >1,5%,in solid form,added sugar/sweet, contain v	72 454	2 953 314	485 076	20 779 081
0402990000	Other milk&cream, containing addedsugar/other sweetening	444 789	2 390 942	493 595	2 925 692
0403102000	Yoghurt in liquid form,whether/ notcondensed,contain flavour/not	0	18 140	0	76 974
0403109000	Yoghurt in not liquid form, containfruits,nuts, cocoa, flavour/not	0	24 976	0	39 116
0403901000	Buttermilk, concentrated/add sugar/sweetcontaining fruits,nuts, c	271 800	4 174 850	941 270	12 633 844
0403909000	Curdled milk&cream,kephir& oth fermented/ acidified milk&cream	79 747	126 896	130 057	369 374
0404100000	Whey& modified whey, whether/ notconcentrated/ added sugar/ sw	9 038 175	63 155 363	18 903 843	129 116 156
0404900000	Products consist natural milk;whether/ not added sugar/sweet, n.e	96 262	1 919 917	495 324	6 834 555
0405100000	Butter	1 226 683	6 627 096	5 654 242	29 871 480
0405901000	Anhydrous butterfat	520 800	5 018 215	2 377 321	20 970 104
0405902000	Butter oil	0	39 200	0	234 002
0405909000	Other fats and oils derived from milk	7 200	254 710	36 131	843 141
0406101000	Fresh (unripened or uncured) cheese,including whey cheese	593 021	5 650 785	2 417 008	22 834 075
0406102000	Curd	0	96	0	246
0406201000	Grated/powdered cheese,of all kinds,in packages of a gross weight	13 000	144 240	124 036	1 553 528
0406209000	Grated/powdered cheese,of all kinds,in packages of a gross weight	9 572	162 153	93 427	1 057 575
0406300000	Processed cheese,not grated or powdered	176 274	2 998 472	979 255	14 383 611
0406900000	Other cheese	258 976	4 584 550	1 071 831	19 265 079
0408110000	Egg yolks, whether/ not containing addedsugar/oth sweetening, di	34 600	277 364	164 351	1 473 744
0408190000	Egg yolks, whether/ not containing addedsugar/oth sweetening, ot	0	19 825	0	84 549
0408910000	Birds' eggs, not in shell, whether/ notcontaining added sugar/swee	142 583	567 181	831 365	3 381 629
0409000000	Natural honey	175 600	1 365 518	556 574	5 423 951
0410001000	Birds' nests, edible	0	21	0	7 771
0410009000	Other edible products of animal origin,not elsewhere specified or i	1 500	6 350	108 000	461 035
0501000000	Human hair, unworked, whether or notwashed or scoured; waste	23 203	120 186	2 463 196	14 778 063
0502100000	Pigs', hogs' & boars' bristles and hair and waste thereof	0	26 497	0	76 860
0502900000	Badger hair and other brush making hairand waste thereof	157 558	748 174	1 277 576	6 032 298
0505101000	Duck feathers and down, of a kind usedfor stuffing	60 685	568 355	2 775 760	24 057 115
0505109000	Feathers and down other than duck,of a kind used for stuffing	2 100	27 272	110 775	2 729 725
0505901000	Duck feathers and down, used other thanfor stuffing	7 968	86 253	466 688	2 064 867
0505909000	Other skins&parts of birds; powder&waste of feather, used oth th	191 080	1 822 811	180 470	1 980 541
0507109000	Ivory oth than Rhinoceros horns;ivory powder and waste thereof	0	163	0	1 795
0507901000	Horns,antlers,hooves,nails,claws& beaks,unworked/ simply prepare	0	214	0	1 392
0508002000	Shells of molluscs, crustaceans/ echinoderms,unworked/ simply pre	0	44 802	0	28 116
0508009000	Cuttle-bone,unworked/ simply preparednot cut to shape,powder&	15 700	180 845	7 536	83 374
0511100000	Bovine semen	0	63	0	84 680
0511910030	Artemia egg (brine shrimp egg)	6 670	40 549	399 141	1 307 201
0511910090	Oth product of fish or crustaceans,molluscs or oth.aquatic inverta	48 000	262 626	38 720	295 260
0511991000	Domestic animal semen	140	540	29 156	103 082
0511993000	Natural sponges	0	8	0	268
0511999000	Other animal products not elsewherespecified or included	906 415	3 642 544	959 652	3 833 481
0601100000	Bulbs, tubers, tuberous roots, corms,crowns & rhizomes, dormant	0	328 846	0	298 031
0601209000	Bulbs,tubers,tuberous roots, corms,crowns & rhizomes, in growth/	0	151 609	0	210 325
0602101000	Unrooted cuttings and slips of orchids	0	20	0	223
0602109000	Unrooted cutting and slips of oth plants	0	1 266	0	34 235
0602300000	Rhododendrons and azaleas,grafted or not	0	391	0	14 404
0602902000	Orchid seedlings	0	2 486	0	21 500
0602909000	Other live plants (incl their roots),cuttings&slips; mushroom spawr	171 144	826 880	209 922	1 107 790
0603140000	Chrysanthemums, fresh flowers of a kindsuitable for bouquets/orr	0	2 016	0	37 417
0603190000	Other fresh flowers of a kind suitable for bouquets/ornamental pu	0	3 601	0	44 324
0603900000	Cut flowers& flower cuds for bouquets/ornamental,dried,dyed,ble	162	3 960	1 830	31 823
0604201000	Mosses and lichens, of a kind suitablefor bouquets/ornamental, fr	0	21 585	0	80 652
0604209000	Foliage,branches& oth parts of plants,grasses,for bouquets/ornam	0	14 301	0	25 742
0604909000	Foliage,branches& oth part plant,grasses,for bouquets/ornamental	0	8 570	0	12 825
0701100000	Potatoes seed, fresh or chilled	520 000	1 767 100	528 883	1 854 764
0701900000	Potatoes, other than seed , fresh orchilled	112 000	20 506 975	63 924	13 022 820
0702000000	Tomatoes, fresh or chilled	0	4 415	0	21 960
0703101900	Onions,oth.than bulbs for propagation,fresh or chilled	1 281 051	21 578 800	618 867	10 439 925
0703102100	Shallots bulbs for propagation, fresh or chilled	343 980	2 000 104	169 600	991 093
0703102900	Shallots,oth than bulbs for propagation, fresh/chilled	3 807 359	65 324 735	1 557 949	29 308 756
0703209000	Garlic,oth than bulbs for propagation,fresh/ chilled	103 584 366	291 451 130	91 625 607	236 061 533
0703901000	Bulbs of leeks & oth alliaceousvegetables,for propagation,fresh/ ch	0	103	0	412
0703909000	Leeks& oth alliaceous vegetables,oth than bulbs for propagation, fr	1 848	160 582	2 862	99 128
0704101000	Cauliflowers, fresh or chilled	26 821	48 584	42 506	79 006
0704102000	Headed broccoli, fresh or chilled	53 164	97 909	86 507	158 696
0704200000	Brussels sprouts, fresh or chilled	0	22	0	210
0704901100	Cabbages, round (drumhead), fresh orchilled	6 119	8 803	11 205	15 352
0704901900	Cabbages, oth than round (drumhead),fresh or chilled	0	2 050	0	7 450
0704909000	Kohlrabi, kale and similar ediblebrassiccas, fresh or chilled	50 166	270 056	81 655	356 361
0705110000	Cabbage lettuce (head lettuce), fresh or chilled	6 378	79 962	8 312	105 362
0705190000	Other lettuce, fresh or chilled	4 558	27 754	9 228	45 581

I.3. IMPOR MENURUT KOMODITI / IMPORT BY HS COMMODITY  
 \*\*\* JULI / JULY 2013 \*\*\*

HS	Uraian Komoditi Commodity Description	Berat Bersih / Net Weight (Kg)		Nilai / Value C.I.F (US\$)	
		Bulan ini Current Month	Kumulatif Cum.Jan. to date	Bulan ini Current Month	Kumulatif Cum.Jan. to date
0706101000	Carrots, fresh or chilled	3 198 839	8 799 900	2 250 365	5 396 893
0706102000	Turnips, fresh or chilled	0	579	0	1 119
0706900000	Salad beetroot,salsify,celeriac,radishes & similar edible roots,fresh	0	1 741	0	2 302
0707000000	Cucumbers and gherkins, fresh/ chilled	0	292	0	1 487
0708100000	Peas (Pisum sativum), shelled/ unshelled, fresh/ chilled	198 887	11 477 304	106 459	5 750 781
0708900000	Other leguminous vegetables, shelled/ unshelled, fresh or chilled	166	1 721 888	210	1 654 707
0709400000	Celery oth than celeriac,fresh/ chilled	14 171	141 979	21 182	209 666
0709510000	Mushrooms of the genus Agaricus, freshor chilled	1 201	26 822	1 827	47 994
0709599000	Oth mushrooms, fresh or chilled	103 891	657 746	207 701	1 135 976
0709601000	Chillies (fruits of genus Capsicum),fresh or chilled	15 400	15 400	12 320	12 320
0709700000	Spinach, New Zealand spinach & orachespina (garden spinach), f	5 315	42 141	7 663	54 009
0709930000	Pumpkins,aquash& gourds (Cucurbita spp.), fresh or chilled	0	3 668	0	2 793
0709990000	Other vegetables, fresh or chilled	22 968	237 835	30 012	300 657
0710100000	Potatoes (uncooked or steamed/boiledcooked), frozen	0	13 396	0	54 302
0710210000	Peas (Pisum sativum), shelled/ unshelled,uncooked or steamed/bo	109 760	439 800	136 278	536 043
0710220000	Beans (Vigna spp,Phaseolus spp), shelled/ unshelled,uncooked/ ste	0	375	0	1 977
0710290000	Other leguminous vegetables, shelled/ unshelled, uncooked/ steam	0	115 377	0	174 892
0710300000	Spinach,New Zealand spinach and orachespina (garden spinach)	6 208	40 575	16 860	104 012
0710400000	Sweet corn, uncooked/ steamed/ boiled,frozen	90 848	666 330	248 872	826 796
0710800000	Other vegetables,uncooked/ steamed/boiled, frozen	15 635	147 655	23 686	206 897
0710900000	Mixtures of vegetables,uncooked/ steamed/boiled, frozen	171 595	669 967	205 431	751 053
0711209000	Olives, provisionally preserved in otherpreservative solutions	423	6 065	2 001	20 133
0711901000	Sweet corn, provisionally preserved	0	2 138	0	2 849
0711902000	Chillies (fruits of genus Capsicum),provisionally preserved	207 645	1 326 345	181 015	1 276 856
0711903100	Capers, provisionally preserved bysulphur dioxide gas	0	612	0	2 087
0711903900	Capers, provisionally preserved in other preservative solutions	0	41 239	0	59 832
0711909000	Other vegetables,provisionally preservedoth than by sulphur dioxii	0	117 205	0	96 739
0712200000	Onions, dried, whole, cut, sliced ,broken/in powder, but not further	665 207	2 518 939	1 789 115	7 317 755
0712310000	Mushrooms of genus Agaricus,dried,whole,broken/ powder,but no	0	12 855	0	42 292
0712320000	Wood ears (Auricularia spp),dried,whole,broken/powder, but not f	30 832	253 977	34 278	405 085
0712330000	Jelly fungi ,dried,whole,cut, broken/in powder,but not further prep	3 920	51 138	5 396	70 428
0712391000	Truffles,dried,whole,cut,sliced,broken/in powder,but not further p	18 126	84 765	48 167	193 444
0712392000	Shiitake(dong-gu),dried,whole,cut,slice,broken/ powder, but not fu	3 783	32 636	8 666	45 073
0712399000	Other mushrooms,dried,whole,cut,slice,broken/powder,but not fu	29 558	125 194	50 413	204 097
0712901000	Garlic,dried,whole,cut,sliced,broken/in powder,but not further pre	255 594	1 531 327	509 522	3 650 666
0712909000	Oth vegetables/ mix of vegetables,dried,whole,broken/powd,but n	407 604	2 473 874	845 787	6 413 325
0713101000	Peas (pisum sativum),dried,shelled,wheth/ not skinned/ split, for so	0	9 980	0	28 942
0713109000	Peas (pisum sativum),dried,shelled,wheth/ not skinned/ split, oth th	604 075	4 163 418	252 917	1 667 634
0713209000	Chickpeas(garbanzos),dried,shelled,whether/ not skinned, oth thar	0	294 294	0	220 277
0713311000	Beans (Vigna mungo hepper/ Vigna radiatawilczek),dried,shelled, f	0	24 000	0	18 090
0713319000	Beans (Vigna mungo hepper/ Vigna radiatawilczek),dried,shelled,ot	13 031 517	62 566 444	13 273 820	57 718 540
0713329000	Small red(Adzuki) beans dried,shelled,whether/ not skinned, oth th	0	452 823	0	126 150
0713339000	Kidney beans,incl white pea beans,dried,shelled, oth than for sowi	450 000	2 379 949	357 467	1 370 269
0713351000	Cow peas (Vigna unguiculata), dried,shelled, whether/ not skinned,	0	144 000	0	116 505
0713359000	Cow peas,dried,shelled,whether/ notskinned/ split, oth than for sov	249 825	2 098 815	112 421	1 083 737
0713399000	Oth beans, dried, shelled, whether/ notskinned/ split, oth than for s	24 000	1 567 365	19 977	1 160 658
0713409000	Lentils, dried, shelled, whether/ notskinned/ split, oth than for sowi	0	2 447	0	7 891
0713509000	Broad beans& horse beans,dried,shelled,whether/ not skinned, oth	1 304 150	8 539 770	858 844	6 351 651
0713909000	Oth dried leguminous vegetables,shelled,whether/ not skinned, otl	793 450	4 783 877	718 533	4 789 003
0714101100	Manioc (cassava),dried chips, sliced orin form of pellets	0	100 798	0	38 380
0714201000	Sweet potatoes, frozen	0	17 604	0	27 901
0714209000	Sweet potatoes, not frozen	0	3 481	0	3 976
0714301000	Yams (Dioscorea spp.), frozen	1 336	6 871	2 023	9 069
0714309000	Yams (Dioscorea spp.), not frozen	1 873	1 873	3 066	3 066
0714409000	Taro (Colocasia spp.), not frozen	0	508	0	982
0714901900	Sago pith, not frozen	0	3 600	0	5 030
0714909900	Arrowroot,salep,Jerusalem artichokes,root w/ high starch/inulin, r	34 115	157 291	50 976	211 383
0801110000	Coconuts, desiccated, dried	75 258	293 672	105 921	319 496
0801190000	Coconuts,oth than desiccated&in the inershell, fresh/ dried, wheth	109 450	336 621	104 471	332 087
0801220000	Brazil nuts, shelled, fresh or dried	1 355	19 161	7 934	31 383
0801310000	Cashew nuts, in shell, fresh or dried	52 826	557 846	48 864	566 510
0801320000	Cashew nuts, shelled, fresh or dried	111 589	824 107	608 179	3 998 992
0802110000	Almonds, in shell, fresh or dried	21 411	67 684	120 330	380 881
0802120000	Almonds, shelled, fresh or dried	147 835	760 865	972 241	5 183 976
0802220000	Hazelnut/filberts, shelled, fresh/ dried	3 332	9 522	11 942	47 977
0802320000	Walnuts, shelled, fresh or dried	1 446	25 458	8 460	251 526
0802410000	Chestnuts (Castanea spp.), in shell,fresh or dried	2 312	28 074	3 657	37 053
0802420000	Chestnuts (Castanea spp.), shelled,fresh or dried	0	8 814	0	11 701
0802510000	Pictachios, in shell, fresh or dried	26 670	95 235	31 325	165 075
0802520000	Pictachios, shelled, fresh or dried	0	21 383	0	53 475
0802610000	Macadamia nuts, in shell, fresh or dried	0	2 082	0	13 120

**I.3. IM POR MENURUT KOM ODITI / IM PORT BY HS COM M ODITY**  
**\*\*\* JULI/ JULY 2013 \*\*\***

HS	Uraian Komoditi Commodity Description	Berat Bersih / Net Weight (Kg)		Nilai / Value C.I.F (US\$)	
		Bulan ini Current Month	Kumulatif Cum.Jan. to date	Bulan ini Current Month	Kumulatif Cum.Jan. to date
0802620000	Macadamia nuts, shelled, fresh or dried	136	5 148	1 783	124 403
0802800000	Areca nuts, whether/ not shelled/ peeled, fresh or dried	0	48 004	0	38 608
0802900000	Other nuts, whether/ not shelled/ peeled, fresh or dried	1 838	52 091	9 316	75 432
0803900000	Bananas, oth than plantains, fresh or dried	20 020	26 420	9 163	98 763
0804100000	Dates, fresh or dried	1 611 271	21 671 765	2 561 511	31 542 645
0804200000	Figs, fresh or dried	0	6 583	0	16 467
0804400000	Avocados, fresh or dried	0	166	0	824
0805101000	Oranges, fresh	112 819	9 862 892	125 852	11 440 630
0805200000	Mandarin, clementines, wilkings & similar citrus hybrids, fresh/ dried	703 121	49 527 490	723 351	62 095 582
0805400000	Grapefruit, including pomelos, fresh ordried	0	69 647	0	119 852
0805500000	Lemons and limes, fresh or dried	89 932	1 776 398	428 236	2 562 936
0806100000	Grapes, fresh	2 291 113	19 895 779	5 290 394	51 320 374
0806200000	Grapes, dried	172 380	1 035 231	322 655	2 454 069
0807110000	Watermelons, fresh	0	977	0	3 971
0807190000	Other melons, fresh	0	1 253	0	5 090
0808100000	Apples, fresh	3 101 904	87 020 577	4 269 805	115 683 367
0808300000	Pears, fresh	9 345 609	83 541 286	7 960 366	70 697 902
0809100000	Apricots, fresh	0	665	0	4 198
0809210000	Sour cherries (prunus cerasus), fresh	637	1 210	3 730	5 955
0809290000	Oth cherries, fresh	0	798	0	3 246
0809300000	Peaches, including nectarines, fresh	1 113	4 894	1 330	8 326
0809401000	Plums, fresh	1 784	10 979	2 051	14 403
0810100000	Strawberries, fresh	25 000	201 235	63 750	513 270
0810200000	Raspberries, blackberries, mulberries, loganberries, fresh	0	9 571	0	37 189
0810300000	Black, white or red currants and gooseberries, fresh	0	13 556	0	67 300
0810400000	Cranberries, bilberries & other fruits of the genus vaccinium, fresh	24 417	37 145	85 281	191 008
0810500000	Kiwi fruit, fresh	451 132	2 613 775	1 300 430	6 568 595
0810600000	Durians, fresh	1 500 981	1 869 404	2 222 226	2 756 627
0810700000	Persimmons, fresh	405	26 629	540	29 468
0810901000	Longans (including mata kucing), fresh	10 682 375	30 021 754	12 687 301	35 546 609
0810902000	Lychees, fresh	9 900	63 805	9 456	60 835
0810906000	Tamarinds, fresh	16 490	165 010	12 376	123 840
0810909200	Dragon fruit, fresh	1 859 885	7 086 087	1 953 555	7 179 852
0810909300	Sapodilla (ciku fruit), fresh	0	3 000	0	330
0810909900	Other fruit, fresh	2 318	68 612	5 419	73 119
0811100000	Strawberries, uncooked/ steamed/ boiled, frozen, whether/ not add	75 000	259 363	156 125	568 047
0811200000	Raspberries, blackberries, mulberries, loganberries, currants, goosebe	2 856	33 950	19 897	160 676
0811900000	Other fruit & nuts, uncooked/ steamed/ boiled, frozen, whether/ not a	52 955	301 570	82 530	819 781
0812100000	Cherries, provisionally preserved, not for immediate consumption	3 205	4 862	11 414	17 084
0812909000	Oth fruit & nuts, provisionally preserved, not for immediate consump	8 966	30 269	31 934	104 966
0813100000	Apricots, dried	0	10 076	0	25 701
0813200000	Prunes, dried	430	430	2 520	2 520
0813300000	Apples, dried	0	5 206	0	16 075
0813401000	Longans, dried	0	6 876	0	5 373
0813402000	Tamarinds, dried	0	172 619	0	128 235
0813409000	Other fruit, oth than heading 08.01 to 08.06, dried	63 560	235 635	624 428	1 863 658
0813503000	Mixture of nuts/ dried fruits of which dates predominate by weight	8 980	21 530	708	8 167
0813509000	Other mixtures of nuts or dried fruits	0	21 528	0	324 197
0814000000	Peel of citrus fruit/ melons, watermelons, fresh, frzn, dried/ provision	12	4 530	1 380	66 450
0901111000	Arabica WIB/ robusta OIB, not roasted, not decaffeinated	441 366	13 630 928	1 283 161	30 496 068
0901119000	Coffee oth than Arabica WIB/ robusta OIB, not roasted, not decafei	3 738	7 672	12 616	77 123
0901129000	Coffee oth than Arabica WIB/ robusta OIB, not roasted, decaffeinat	0	184	0	269
0901211000	Coffee, roasted, not decaffeinated, unground	57 994	291 804	621 319	2 334 571
0901212000	Coffee, roasted, not decaffeinated, ground	4 615	56 394	52 857	537 194
0901221000	Coffee, roasted, decaffeinated, unground	969	3 818	16 688	59 503
0901222000	Coffee, roasted, decaffeinated, ground	1	315	32	3 918
0901902000	Coffee substitutes containing coffee	0	5	0	59
0902101000	Green tea leaves (not fermented), in packings _ 3 kg	576	1 508	23 916	45 596
0902109000	Green tea, oth than leaves, (not fermented), in packing _ 3 kg	4 453	17 770	5 810	86 579
0902201000	Green tea leaves (not fermented), in packing > 3 kg	488 281	3 608 860	520 900	4 027 589
0902209000	Green tea, oth than leaves (not fermented), in packing > 3 kg	56 938	467 415	315 509	1 707 897
0902301000	Black tea (fermented) & partly fermented tea, leaves, in packing _	5 822	19 957	36 991	88 605
0902309000	Black tea (fermented) & partly fermented tea, oth than leaves, in p	3 644	40 335	188 034	1 504 304
0902401000	Black tea (fermented) & partly fermented tea, leaves, in packing >	263 230	5 212 051	223 878	4 317 272
0902409000	Black tea (fermented) & partly permented tea, oth than leaves, in	806 980	3 882 678	1 158 720	6 788 592
0904111000	White pepper, neither crushed nor ground	35 000	52 000	10 535	165 575
0904112000	Black pepper, neither crushed nor ground	0	106 388	0	1 748 085
0904119000	Other pepper, neither crushed nor ground	0	174	0	101
0904121000	White pepper, crushed or ground	100	4 050	2 614	22 689
0904122000	Black pepper, crushed or ground	5 267	12 647	31 006	85 971
0904129000	Other pepper, crushed or ground	295	2 368	1 303	26 729

**I.3. IMPOR MENURUT KOMODITI / IMPORT BY HS COMMODITY**  
**\*\*\* JULI / JULY 2013 \*\*\***

HS	Uraian Komoditi Commodity Description	Berat Bersih / Net Weight (Kg)		Nilai / Value C.I.F (US\$)	
		Bulan ini Current Month	Kumulatif Cum.Jan. to date	Bulan ini Current Month	Kumulatif Cum.Jan. to date
0904211000	Chillies (fruits of the genus Capsicum),dried, neither crushed nor g	1 359 201	8 700 809	1 578 264	10 853 295
0904219000	Oth fruits of genus Capsicum/Pimenta,dried,neither crushed nor g	194 220	319 519	126 169	274 760
0904221000	Chillies (fruits of the genus Capsicum),dried, crushed/ground	459 878	1 818 325	511 423	2 091 047
0904229000	Oth fruits of genus Capsicum/ Pimenta,dried, crushed/ground	12 409	89 692	37 022	289 283
0905100000	Vanilla, neither crushed nor ground	0	13 508	0	546 857
0905200000	Vanilla, crushed or ground	9 944	19 713	12 737	39 356
0906110000	Cinnamon (Cinnamomum zeylanicum blume),neither crushed nor	19 500	74 384	48 750	189 963
0906190000	Cinnamon-tree flowers, neither crushednor ground	0	7 799	0	37 800
0906200000	Cinnamon and cinnamon-tree flowers,crushed or ground	276 759	594 918	694 977	1 627 080
0907100000	Cloves (whole fruit, cloves & stems),neither crushed nor ground	35 443	218 304	473 843	2 350 404
0908110000	Nutmeg, neither crushed nor ground	0	64 188	0	697 820
0908120000	Nutmeg, crushed or ground	0	22 035	0	322 445
0908310000	Cardamoms, neither crushed nor ground	1 380	1 635	2 582	4 272
0908320000	Cardamoms, crushed or ground	1 011	1 011	352	352
0909210000	Seeds of coriander, neither crushed norground	516 839	8 593 208	307 294	4 509 182
0909220000	Seeds of coriander, crushed or ground	4 420	6 593	15 776	24 075
0909310000	Seeds of cumin, neither crushed norground	314 557	1 912 018	318 218	2 090 706
0909320000	Seeds of cumin, crushed or ground	4 861	8 758	18 026	48 465
0909611000	Seeds of anise, neither crushed norground	69 174	826 049	68 720	1 235 437
0909613000	Seeds of caraway, neither crushed norground	14 043	318 337	15 966	387 288
0909619000	Seeds of fennel or juniper berries,neither crushed nor ground	0	162 368	0	116 363
0909621000	Seeds of anise, crushed or ground	0	2 691	0	5 646
0909623000	Seeds of caraway, crushed or ground	0	26 000	0	17 290
0909629000	Seeds of fennel or juniper berries,crushed or ground	240	240	1 547	1 547
0910110000	Ginger, neither crushed nor ground	389 408	4 963 999	452 941	4 635 170
0910120000	Ginger, crushed or ground	286	39 827	1 444	92 044
0910300000	Turmeric (curcuma)	36 658	173 292	21 816	293 840
0910911000	Curry	0	25	0	469
0910919000	Mixtures of spices, other than curry	2 810	5 973	31 844	43 353
0910991000	Thyme; bay leaves	479	4 014	10 489	39 732
0910999000	Other spices	17 358	369 828	92 677	425 222
1001190000	Durum wheat, oth than seed	7 281 410	101 833 243	2 429 128	35 653 786
1001991100	Meslin, oth than seed, fit for humanconsumption	0	16 995 000	0	5 931 255
1001991910	Wheat grains without husk,oth than seed, for human consumption	467 642 482	3 022 626 564	172 017 446	1 135 548 866
1001991990	Other wheat, oth than seed, for humanconsumption	116 725 004	743 204 970	49 307 495	290 448 488
1001999010	Meslin, oth than seed, not for humanconsumption	7 564	7 564	192 317	192 317
1001999090	Other wheat, oth than seed, not forhuman consumption	4 078 065	5 579 453	1 060 297	1 653 830
1002900000	Rye, oth than seed	10 000	20 000	11 800	23 600
1003900000	Barley, oth than seed	0	1 500	0	3 115
1004900000	Oats, oth than seed	68 000	209 826	50 388	144 418
1005100000	Maize (corn), seed	193 148	1 578 767	480 990	3 393 966
1005901000	Popcorn, oth than seed	457 378	6 163 866	428 632	3 199 796
1005909000	Oth maize (corn), oth than seeds	330 360 770	1 614 070 031	96 360 410	483 857 012
1006101000	Rice in the husk (paddy or rough),suitable for sowing	500	239 452	10 050	848 464
1006303000	Glutinous rice, semi-milled or whollymilled, whether/ not polished,	2 600 000	108 063 650	1 689 530	68 454 191
1006304000	Thai Hom Mali rice, semi-milled/ whollymilled, whether/ not polish	150 000	5 797 500	157 375	3 287 804
1006309100	Oth semi-milled or wholly milled rice,whether/not polished/glazec	70 000	368 000	50 050	214 238
1006309900	Oth semi/wholly milled rice, whether/ notpolished/ glazed, oth tha	1 781 914	40 446 020	858 781	20 313 501
1006409000	Broken rice, oth than for animal feed	18 470 000	111 975 000	7 148 860	44 081 466
1007900000	Grain sorghum, oth than seed	0	1 972 100	0	679 050
1008290000	Millet, oth than seed	2 009 481	12 114 397	1 048 670	6 213 732
1008300000	Canary seeds	516 173	3 753 302	415 852	2 983 224
1008900000	Other cereals	549 726	1 627 095	302 705	945 153
1101001010	Wheat flour fortified	1 584 749	52 419 605	554 828	23 774 873
1101001090	Wheat flour not fortified	8 668 062	40 334 734	3 468 802	17 120 990
1102200000	Maize(corn) flour	706	96 754	3 085	59 757
1102901000	Rice flour	95	95	774	774
1102909000	Oth cereal flours, oth than wheat/ meslin/maize/ rice/rye flour	11 140	43 461	15 922	54 304
1103112000	Groats & meals of wheat,durum/hard wheat semolina	139	1 344	716	7 507
1103119000	Groats & meals of wheat, oth durum/hardwheat semolina	2 700	996 628	3 222	532 568
1103130000	Groats & meals of maize/ corn	0	336	0	2 012
1103199000	Groats & meals of oth cereals, oth thanmeslin & rice	0	23 400	0	20 287
1104120000	Cereal grains of oats, rolled or flakedgrains	348 247	3 432 421	273 379	2 800 264
1104191000	Cereal grains of maize(corn), rolled orflaked grains	0	7 980	0	3 208
1104199000	Cereal grains of oth cereals, oth thanoat/ maize(corn), rolled or flak	0	5 753	0	3 845
1104220000	Cereal grains of oats,hulled,peraled,sliced / kibbled	1 814	1 814	5 897	5 897
1104230000	Cereal grains of maize (corn), hulled,peraled, sliced/ kibbled	18 000	108 000	16 800	100 800
1104292000	Cereal grains of barley,hulled,peraled,sliced/ kibbled	0	23 612	0	10 167
1104299000	Cereal grains of oth cereals, hulled,peraled, sliced/ kibbled	0	20 902	0	76 055
1104300000	Germ of cereals, whole, rolled, flaked/ground	0	1 027	0	4 504
1105100000	Flour, meal & powder of potatoes	49 896	239 759	73 060	341 591

**I.3. IM POR MENURUT KOM ODITI / IM PORT BY HS COM M ODITY**  
**\*\*\* JULI / JULY 2013 \*\*\***

HS	Uraian Komoditi Commodity Description	Berat Bersih / Net Weight (Kg)		Nilai / Value C.I.F (US\$)	
		Bulan ini Current Month	Kumulatif Cum.Jan. to date	Bulan ini Current Month	Kumulatif Cum.Jan. to date
1105200000	Flakes, granules & pellets of potatoes	638 929	4 094 114	898 703	6 263 575
1106100000	Flour,meal & powder of dried leguminousvegetbls of head 07.13	18 920	32 525	6 054	20 951
1106202100	Meal of sago	0	879	0	3 727
1106202900	Flour & powder of sago	0	401	0	4 606
1106209000	Flour,meal & powder of roots/tuber head07.14, oth than manioc(	1 325	35 118	4 493	176 203
1106300000	Flour,meal & powder of edible fruits andnuts of prod.chap.8	0	45 006	0	705 090
1107100000	Malt,not roasted	3 763 211	20 844 113	2 168 070	11 799 107
1107200000	Malt,roasted	0	85 551	0	79 255
1108110000	Wheat starch	754 000	3 438 975	328 886	1 492 536
1108120000	Maize(corn) starch	7 758 875	33 233 450	3 813 145	16 961 666
1108130000	Potato starch	896 675	6 862 457	669 676	5 201 959
1108140000	Manioc(cassava) starch	24 998 050	158 496 429	12 997 866	75 856 590
1108191000	Sago starch	0	1 350	0	6 071
1108199000	Other starches (oth than wheat,maize,potato, manioc & sago)	3 000	19 000	13 500	85 578
1108200000	Inulin	645 800	3 602 661	2 014 337	10 840 879
1109000000	Wheat gluten, whether or not dried	716 500	3 725 800	420 182	3 415 313
1201100000	Seed of soya beans,whether or not broken	0	57 520	0	31 864
1201900000	Soya beans, oth than seed, whether ornot broken	227 967 620	1 090 368 068	139 689 136	670 435 254
1202410000	Oth than seed of ground-nut,not roasted/ othwise cooked,in shell	12 324 792	67 794 435	14 521 786	82 343 888
1202420000	Oth than seed of ground-nut,not roasted/cooked,shelled,whether,	25 921 387	117 102 345	29 868 922	137 269 505
1203000000	Copra	14 400	29 928	4 432	16 584
1204000000	Linseed, whether or not broken.	4 512	35 316	26 105	59 815
1205100000	Low erucic acid rape/ colza seeds whether or not broken	39 750	82 600	29 813	60 237
1205900000	Not low erucic acid rape or colza seedswhether or not broken	500	405 924	1 523	201 853
1206000000	Sunflower seeds, whether or not broken	242 617	4 297 937	142 277	3 518 621
1207101000	Palm nuts & kernels, whether/not brokenuitable for sowing	862	3 245 231	121 550	1 867 542
1207290000	Cotton seeds, oth than seed, whether/or not broken	0	18 155	0	29 956
1207401000	Sesamum seeds, whether or not broken,edible	930 828	5 239 252	696 895	4 001 026
1207409000	Sesamum seeds, whether or not broken,not edible	633 520	2 084 619	327 271	1 177 458
1207500000	Mustard seeds,whether or not broken	0	23 382	0	19 316
1207999000	Other oil seeds & oleaginous fruits,whether or not broken	75 503	222 037	459 663	999 160
1208100000	Flours and meals of soya beans	176 093	1 152 316	821 486	3 715 675
1208900000	Flours& meals of oth oil seed/oleaginousfruits oth than mustard	0	25 215	0	78 636
1209210000	Lucerne (alfalfa) seeds, of a kind usedfor sowing	0	401	0	1 937
1209299000	Other seed of forage plants, of a kindused for sowing	2 133	13 633	62 635	263 067
1209300000	Seeds of herbaceous plants cultivatedprincipally for their flowers	0	1 200	0	11 620
1209919000	Other vegetable seeds, other than onion seeds, of a kind used for :	19 972	42 403	639 027	3 050 949
1209999000	Other seed, fruit, and spores, of a kindused for sowing	20 000	213 316	32 800	480 245
1210200000	Hop cones,ground,powdered or in the form of pellets; lupulin	3 596	25 516	9 780	123 412
1211201000	Ginseng roots,cut, crushed/ powdered form,fresh/ dried	0	12 165	0	268 601
1211209000	Ginseng roots, not in cut or crushed orpowdered form, fresh/ drier	0	3 746	0	1 363 314
1211901100	Cannabis,in cut,crushed/ powdered form,used for pharmacy, fresh	0	44 586	0	26 413
1211901300	Rauwolfia serpentina roots,for pharmacy,in cut/ crushed/ powdered	267 612	1 494 858	626 114	3 071 430
1211901400	Other plants, in cut,crushed or powdered form, used for pharmacy	0	694 245	0	1 110 789
1211901900	Other plants & parts of plants, in otherforms, for pharmacy	500	28 064	7 847	124 729
1211909100	Pyrethrum, in cut,crushed/ powdered form,fresh/ dried	0	13 000	0	82 940
1211909200	Pyrethrum, in other form, fresh/ dried	0	19 000	0	11 304
1211909500	Agarwood (gaharu) chips, fresh/ dried	243	32 088	4 500	57 729
1211909600	Liquorice roots, fresh/ dried	22 740	77 430	35 526	222 707
1211909800	Oth plants&parts of plants, not forpharmacy, in cut,crushed/powd	0	100	0	1 600
1211909900	Oth plants&parts of plants, not forpharmacy, not cut,crushed/pow	52 163	281 417	165 959	1 361 441
1212212000	Gracilaria lichenoides,fresh,chilled,frozen,dried, for human consun	5 576	5 576	44 609	44 609
1212219000	Other seaweed & algae, fresh, chilled,frozen,dried, for human con:	11 281	78 363	119 521	978 976
1212291900	Seaweeds & oth algae,fresh,chilled/ dried used in dyeing,tanning,p	1 000	3 000	7 700	34 200
1212292000	Seaweeds & oth algae,fresh,chilled/ dried for oth,not for human co	8 340	28 248	76 728	284 747
1212293000	Seaweeds & oth algae,frozen, not forhuman consumption	0	500	0	7 801
1212920000	Locust bean(carob),fresh,chilled,frozen/ dried, whether/ not grounc	90 000	453 750	75 364	384 405
1212990000	Other vegetable product, for humanconsumption, n.e.s or include	0	4 783	0	6 687
1213000000	Cereal straw & husks,unprepared,whether/ not chopped,ground,pr	0	12 910	0	71 047
1214100000	Lucerne (alfalfa) meal and pellets	277 179	2 137 486	109 982	872 810
1214900000	Other forage products,whether/ not in forof pellets,oth than lucerr	129 750	936 192	44 225	376 054
1301200000	Gum arabic	73 084	341 740	420 056	1 835 678
1301901000	Gum benjamin	0	30 568	0	44 582
1301902000	Gum damar	237 500	886 275	272 255	1 501 339
1301903000	Cannabis resin	0	56	0	2 900
1301904000	Lac	0	350	0	7 494
1301909000	Other natural gum and resin	10 369	101 401	63 844	903 065
1302111000	Saps and extracts of pulvis opii,whether or not modified	0	79	0	145
1302119000	Saps and extracts of other opium,whether or not modified	0	2 285	0	539 110
1302120000	Saps and extracts of liquorice, whetheror not modified	44 555	500 496	422 710	5 059 512
1302130000	Saps and extracts of hops,whether or not modified	1 600	18 135	11 053	571 089

**I.3. IMPOR M ENURUT KOM ODITI / IM PORT BY HS COM M ODITY**  
**\*\*\* JULI/ JULY 2013 \*\*\***

HS	Uraian Komoditi Commodity Description	Berat Bersih / Net Weight (Kg)		Nilai / Value C.I.F (US\$)	
		Bulan ini Current Month	Kumulatif Cum.Jan. to date	Bulan ini Current Month	Kumulatif Cum.Jan. to date
1302193000	Other medicinal extracts derived from vegetable products, whethe	9 805	55 501	661 015	3 666 940
1302194000	Vegetable saps&extracts of pyrethrum/ ofthe root of plants contain	1 625	16 497	97 900	305 001
1302195000	Japan (or chinese) lacquer (naturallacquer)	0	110	0	9 867
1302199000	Other vegetable saps and extracts	52 618	373 461	1 485 707	11 255 361
1302200000	Pectic substances, pectinates & pectates	17 085	175 299	218 211	1 880 798
1302310000	Agar-agar	51 788	260 548	376 995	742 593
1302320000	Mucilages&thickeners, whether/not modif,derived from locust be:	209 014	1 688 692	1 468 118	12 467 430
1302391010	Carageenan in powder form	75 700	125 383	925 355	1 660 655
1302391090	Carageenan not in powder form	0	26 400	0	490 248
1302399000	Oth mucilages & thickeners, whether/notmodified,derived from ve	147 533	870 744	1 725 968	9 919 914
1401100000	Bamboos used primarily for plaiting, cleaned, bleached/ dyed	0	34 480	0	21 574
1401201100	Raw whole rattans used primarily forplaiting, cleaned, bleached/d	0	47	0	6 911
1401201990	Other whole rattans, used primarily forplaiting, cleaned, bleached/	0	4 126	0	73 292
1404902090	Oth vegetable products of a kind usedin tanning/dyeing, oth than l	0	7 508	0	8 819
1404909000	Oth vegetable prodcts not used primarilyin tanning/ dyeing, nes	4 030	1 253 758	9 710	363 050
1501900000	Poultry fat other than heading 02.09 or15.03.	0	13 750	0	180 131
1502101000	Edible tallow of bovine animals,sheep or goats, other than heading	0	18 144	0	31 752
1502109000	Unedible tallow of bovine animal, sheepor goats, other than head	0	15 200	0	22 040
1504109000	Oth than solid fractcs of fish-liver oilswhet/ not refined,not chemica	153 900	769 440	234 507	1 136 022
1504201000	Solid fraction of fats&oil fish oth thanliver oils, not chemically moc	213 776	798 991	818 051	5 205 954
1504209000	Oth than solid fract of fats&oils fishoth than liver oils,not chemical	1 052 955	2 951 677	1 736 441	4 957 607
1504309000	Oth solid fraction of fats & oils ofmarine mammals,not chemically	43 260	224 485	62 294	310 935
1505001000	Lanolin	27 965	63 614	358 440	818 186
1505009000	Wool grease & fatty substance derivedtherefrom, oth than lanolin	0	20 843	0	113 288
1506000000	Oth animal fats&oils&their fractions wht/ not refined, not chemica	1 218	53 996	8 838	102 239
1507100000	Crude oil of soya bean, whether/ notrefined, whether/ not degumr	917	2 910	1 303	7 273
1507901000	Fraction of unrefined soya-bean oil,not chemically modified	208 900	2 206 826	267 142	3 034 952
1507909000	Fraction of refined soya-bean oil,not chemically modified	2 432 604	12 838 485	3 307 048	18 235 938
1508100000	Crude oil of ground-nut, whether/ notrefined, not chemically modi	1 349	1 349	5 425	5 425
1508901000	Fraction of unrefined ground-nut oil,whet/ not refined,not chemica	0	1	0	61
1508909000	Fraction of refined ground-nut oil, whet/ not refined,not chemical	178	1 508	1 404	6 278
1509101000	Virgin olive oil,packing of net weight _30 kg, not chemically modifi	21 005	294 398	98 968	1 120 804
1509109000	Virgin olive oil,packing of net weight >30 kg,not chemically modifie	80 345	388 786	437 308	2 050 800
1509901100	Fraction of unrefined olive oil,packingof net weight _30 kg	0	3 823	0	18 084
1509901900	Fraction of unrefined olive oil,packingof net weight >30 kg	0	70 584	0	141 207
1509909100	Fraction of refined olive oil,in packingof net weight _30 kg	2 526	8 978	11 876	39 232
1509909900	Fraction of refined olive oil,in packingof net weight >30 kg	19 228	142 861	101 280	489 965
1510001000	Crude oil,obtained solely from olives,whether/ not refined,not che	0	1 666	0	3 093
1510002000	Fractions of unrefined oil, solely fromolives,whet/ not refined,not c	0	602	0	1 117
1510009000	Fractions of refined oil, solely fromolives,whet/ not refined,not che	3 027	48 720	23 316	171 467
1511901100	Solid fractions of unrefined palm oil,not chemically modified	2 500	14 446	5 375	30 100
1511909110	Solid fractions of refined palm oil,packing of a net weight _20kg	18 313	65 066	19 957	86 153
1511909190	Solid fractions of refined palm oil,packing of a net weight>20kg	9 120	21 919 479	14 592	14 346 659
1511909200	Unsolid fractions of refined palm oil,packing net weight _20kg	6 840	38 080	9 478	51 334
1511909900	Unsolid fractions of refined palm oil,packing net weight>20kg	0	25 020	0	32 070
1512110000	Crude oil of sunflower seed/ safflower	1 692	1 692	1 010	1 010
1512191000	Fractions of unrefined sunflower-seed/ safflower oil	9 668	121 957	18 021	249 454
1512199000	Fractions of refined sunflower-seed/ safflower oil	353 996	2 627 953	601 910	4 639 446
1512299000	Fractions of refined cotton seed oil	100	1 306	9 127	33 673
1513191000	Fractions of unrefined coconut oil, notchemically modified	20 000	64 000	24 800	79 580
1513199000	Fractions of refined coconut oil, notchemically modified	56 831	129 902	149 690	353 024
1513291100	Solid fractions of unrefined palm kerneloil	0	160 000	0	292 200
1513291400	Unsolid fractions of unrefined babassu oil	0	1	0	152
1513299200	Solid fractions of refined babassu oil	0	1 044	0	3 221
1513299400	Palm kernel olein, refined, bleached & deodorized (RBD)	0	124 416	0	168 584
1514110000	Crude oil of low erucid acid rape orcolza	33 363	196 294	49 199	282 386
1514191000	Fraction of unrefined low erucid acidrape/ colza oil	0	6 412	0	12 680
1514199000	Fraction of refined low erucid acidrape/ colza oil	274 054	1 737 912	440 897	2 893 579
1514911000	Crude oil of not low erucid acid otherrape/ colza	0	9 868	0	222 489
1514999100	Fractions of refined oth rape/ colza oil	61 970	513 650	97 156	818 231
1514999900	Fractions of refined mustard oil	0	26 600	0	52 055
1515190000	Fractions of linseed oil, whether/notrefined, not chemically modifi	498 810	1 919 477	743 813	2 813 914
1515210000	Crude oil of maize (corn)	9 645	18 796	13 962	28 196
1515291900	Unsolid fraction of unrefined maize(corn) oil	0	15 966	0	19 103
1515299100	Solid fraction of refined maize (corn)oil	0	199 680	0	367 564
1515299900	Unsolid fraction of refined maize (corn)oil	153 862	1 239 489	323 733	2 875 667
1515301000	Crude oil of castor	21 049	100 395	72 288	302 964
1515309000	Fractions of castor oil, whether/ notrefined, not chemically modifie	114 585	1 088 649	217 835	1 849 476
1515501000	Crude oil of sesame	1 060	2 216	5 055	12 697
1515502000	Fraction of unrefined sesame oil, not chemically modified	789	1 949	4 094	12 779
1515509000	Fraction of refined sesame oil, not chemically modified	71 906	236 369	283 346	924 266

**I.3. IMPOR MENURUT KOMODITI / IMPORT BY HS COMMODITY**  
**\*\*\* JULI / JULY 2013 \*\*\***

HS	Uraian Komoditi Commodity Description	Berat Bersih / Net Weight (Kg)		Nilai / Value C.I.F (US\$)	
		Bulan ini Current Month	Kumulatif Cum.Jan. to date	Bulan ini Current Month	Kumulatif Cum.Jan. to date
1515901100	Crude oil of tengkawang	0	280 380	0	895 498
1515901200	Fractions of unrefined tengkawang oil,not chemically modified	0	18	0	964
1515901900	Fractions of refined tengkawang oil,not chemically modified	0	16	0	736
1515902100	Crude oil of tung	15 200	76 000	32 376	161 880
1515902900	Fractions of refined tung oil, notchemically modified	2	53 093	2	108 687
1515903900	Fractions of refined joboba oil, notchemically modified	1 440	2 880	49 248	98 496
1515909100	Crude oil of other fixed vegetable oils	36	61 196	2 987	52 526
1515909200	Fractions of unrefined other fixedvegetable oils	0	923	0	5 194
1515909900	Fractions of refined other fixedvegetable oils, oth fixed vegetable f	88 086	513 501	193 424	1 399 470
1516101000	Animal fats & oils & their fractions,inpacking net weight _10 kg	0	73 896	0	204 235
1516109000	Animal fats & oils & their fractions,inpacking net weight<10 kg	0	15 000	0	39 000
1516201100	Re-esterified fats & oils of soya bean & itsfraction	39 500	154 726	132 701	579 471
1516201200	Re-esterified fats & oils of crude palmoil and its fraction	427 067	2 230 267	722 004	3 941 088
1516201300	Re-esterified fats&oils of palm oil,oththan crude and its fraction	80 959	507 669	93 185	653 524
1516201900	Re-esterified fats&oils of oth vegetable fat&oils, and its fraction	7 532	91 551	88 253	273 183
1516202110	Hydrogenated fats in flakes of palm oil	0	5 405	0	10 207
1516202120	Hydrogenated fats in flakes of palmolein	0	261	0	393
1516202150	Hydrogenated fats in flakes of palmkernel olein	596 510	3 960 680	618 355	4 228 368
1516202190	Hydrogenated fats in flakes of ground-nut, soya beans	222	3 360	1 159	18 870
1516202300	Hydrogenated fats in flakes of olives	54	632	607	6 631
1516202900	Hydrogenated fats in flakes of othervegetable fats & oils	920 025	3 962 099	1 439 756	6 980 258
1516205200	Palm stearin, w/ iodine value _ 48, RBD	33 500	502 882	57 700	594 005
1516205900	Oth palm stearin with iodine value _ 48	1	213	43	4 865
1516209300	Other fat & oils of olives and theirfractions	0	15 232	0	115 534
1516209400	Other fat & oils of soya beansand their fractions	0	2	0	2
1516209500	Hydrogenated castor oil (opal wax)	3 754	15 371	7 485	53 461
1516209600	Refined, bleached and deodorised (RBD)palm kernel stearin only	13 200	27 985	28 324	73 645
1516209700	Hydrogenated & RBD palm kernel stearinor olein	1 800	181 180	6 335	196 755
1516209800	Oth fat & oils of ground-nuts, palm oilor coconuts and their fractio	3 190	234 059	17 351	486 227
1516209900	Oth vegetable fats and oils and theirfractions	327 276	3 000 931	407 726	4 064 925
1517100000	Margarine,excl. liquid margarine	231 492	917 787	444 822	1 773 933
1517902000	Liquid margarine	38 400	148 680	88 534	415 238
1517904300	Shortening	114 451	750 907	265 387	1 335 568
1517905000	Solid mixtures or prep of vegetable fats or oils or of their fractions	40 656	376 636	48 348	503 744
1517906200	Liquid mixtures or prep of crude palmoil predominates	174 920	960 686	424 634	2 090 822
1517906700	Liquid mixtures or prep of soya-beanoil predominates	4 630	16 935	11 168	43 254
1517906900	Liquid mixtures or prep of oth vegetablefats/oil predominates	28 540	233 665	58 507	493 798
1517909000	Oth edible mixtures or prep of animal or vegetable fats or oils	418 538	3 013 371	2 499 995	16 644 566
1518001200	Animal fats&oils,boiled,dehydrated,oxidasd,sulphurisd,blown,poly	15 200	64 578	27 208	181 441
1518001400	Ground-nut,soya-bean, palm/ coconut oilboiled,dehydrated,oxidas	345 877	2 769 234	587 046	4 670 092
1518001500	Linseed oil&its fract,boiled, oxidised,dehydrated,sulphurised,blow	0	24 226	0	41 532
1518001600	Olive oil&its fract, boiled, oxidised,dehydrated,sulphurised,blown,	36 393	82 603	21 829	52 504
1518001900	Oth vegetbl fat&oils&their fract,boiled,dehydrate,sulphurise,blow	218 718	1 056 487	316 216	1 521 645
1518002000	Inedible mixtures/preparation of animalfats/ oils or of different fat	142 051	783 510	193 472	1 169 704
1518003500	Inedible mixtures/ preparations of ground-nuts fats/ oils/ of differer	0	127 980	0	189 081
1518003600	Inedible mixtures/ preparations of soya-beans/ coconuts fats/ oils/ o	131 364	815 374	187 938	1 225 896
1518003900	Inedible mixtures/ preparations of othervegetable fats/ oils/ of diffe	333 863	1 101 715	1 132 188	3 505 954
1518006000	Inedible mixture/ preparations of animal/ vegetable fats/ oils/ of the	5 190	49 399	29 100	293 034
1520001000	Crude glycerol	0	150 311	0	145 246
1520009000	Glycerol waters & glycerol lyes	677	9 125	21 969	90 860
1521100000	Vegetable waxes(oth.than triglycerides)whether or not refined or o	5 743	307 749	66 005	1 431 608
1521901000	Beeswax & oth insect waxes,whether/ notrefined or colored	0	3 653	0	33 753
1522009000	Residues resulting from the treatment of fatty substan or animal/v	272	311 516	299	1 075 941
1601001000	Sausags& smilar prdct of meat,meat offal/blood,prepare of it,in air	397 886	516 556	831 648	1 109 642
1601009000	Sausags& smilar prdct of meat,meat offal/blood, not in airtight con	34 040	209 265	78 452	541 596
1602109000	Homogenised preparation of meat, offal/ blood,not cont pork,not i	804	6 860	1 000	8 600
1602329000	Oth prepared/preserved meat, offal/ bloodof fowls of species gallu	19 561	20 369	59 458	66 677
1602390000	Oth prepared/preserved meat,offal/bloodof oth poultry of head 0	0	38 995	0	192 209
1602411000	Hams & cuts thereof of swine,in airtight containers	2 847	25 820	3 540	63 442
1602421000	Shoulders & cuts thereof of swine, inairtight containers	5 790	9 615	7 200	12 000
1602429000	Shoulders & cuts thereof of swine,not in airtight containers	7 237	10 058	9 000	12 540
1602491100	Luncheon meat of swine, in airtightcontainers	29 030	187 640	31 584	216 848
1602491900	Luncheon meat of swine, not in airtightcontainers	0	30 429	0	103 091
1602499900	Oth prepared meat,meat offal/blood ofswine,not in airtight contai	27 016	120 875	87 348	344 670
1602500000	Oth prepared/preserved meat, offal/blood of bovine animals	207 965	1 100 104	1 005 326	5 551 827
1602909000	Oth prepared/preserved meat, offal/ blood of any animal	0	2 059	0	703
1603001000	Extracts & juices of chicken, w/ herbs	38 748	186 504	119 330	558 348
1603003000	Extracts&juices of oth meat,fish/ crusta,molluscs/ aquatic invertebr	0	74 700	0	77 131
1603009000	Extracts&juices of oth meat,fish/ crusta,molluscs/ aquatic invertebr	275	4 391	15 273	165 097
1604111000	Salmon, whole/in pieces, not in minced,in airtight containers	0	4 031	0	20 590
1604131100	Sardines, whole/in pieces,not in minced,in airtight containers	0	59 824	0	233 485

**I.3. IMPOR M ENURUT KOM ODITI / IM PORT BY HS COM M ODITY**  
**\*\*\* JULI/ JULY 2013 \*\*\***

HS	Uraian Komoditi Commodity Description	Berat Bersih / Net Weight (Kg)		Nilai / Value C.I.F (US\$)	
		Bulan ini Current Month	Kumulatif Cum.Jan. to date	Bulan ini Current Month	Kumulatif Cum.Jan. to date
1604139100	Sardinella&brisling/sprats,whole/in piec ,not in minced,in airtight c	49 495	750 379	80 607	1 094 611
1604141100	Tunas,whole/in pieces, not in minced,in airtight container	10 966	109 325	83 119	592 155
1604149000	Tunas,skipjack,bonito,whole/ in pieces,not in minced,not in airtigh	0	95 700	0	619 920
1604151000	Mackerel, whole/in pieces,not in minced, in airtight containers	19 794	312 714	47 970	884 171
1604159000	Mackerel, whole/in pieces,not in minced, not in airtight containers	120 960	610 013	193 520	836 813
1604179000	Eel,whole/in pieces,not in minced,notin airtight containers	0	41	0	49
1604202900	Fish sausages,not in airtight containers	16 749	70 143	11 583	56 488
1604209310	Fish & shrimp ball, frozen, boiled orsteamed	19 399	282 882	38 355	601 247
1604209390	Oth frozen minced fish, boiled/steamed	168 248	415 816	522 117	1 351 192
1604209900	Other prepared/preserved fish, not inairtight containers	97 634	487 418	318 595	1 570 347
1604310000	Caviar	0	1 071	0	47 636
1604320000	Caviar substitutes prepared from fish egg	7 787	9 375	6 743	8 535
1605109000	Crabs,prepared,not in airtight container	0	34 753	0	85 851
1605211000	Shrimps paste,not in airtight containers	0	9 612	0	60 783
1605219020	Shrimp breaded,not in airtight container	0	13	0	13
1605219090	Other prepared shrimps&prawns, not inairtight containers	23 985	39 663	217 607	287 141
1605299020	Shrimp breaded, in airtight containers	0	48 596	0	103 073
1605299090	Other prepared shrimps&prawn,in airtightcontainers	0	1 586	0	5 666
1605300000	Lobster, prepared/preserved	0	7	0	13
1605400000	Oth crustaceans, prepared/preserved	328	12 850	972	32 799
1605510000	Oysters,prepared/preserved	0	11	0	18
1605520000	Scallops,incl queen scallops, prepared/preserved	3 488	6 879	5 152	9 547
1605540000	Cuttle fish & squid, prepared/preserved	936	15 297	803	31 972
1605550000	Octopus, prepared/preserved	6 946	9 796	9 171	12 615
1605560000	Clams, cockles & arkshells, prepared/preserved	1 910	1 910	16 265	16 265
1605590000	Oth molluscs, prepared/preserved	0	94	0	2 149
1605630000	Jellyfish, prepared/preserved	995	998	1 304	1 309
1701130000	Cane sugar,raw , not added flavour/colour	6 000 000	68 500 000	2 604 554	32 610 900
1701140000	Oth cane sugar, raw, not added flavour/colour	101 218 841	1 914 676 331	52 881 921	1 012 843 309
1701991100	Refined sugar,white	18 666 308	51 315 580	10 356 328	30 424 918
1701991900	Refined sugar, oth thanwhite	0	8	0	14
1701999000	Chemically pure sucrose, in solid form	10	219	55	459
1702110000	Lactose & lactose syrup,lactose_99%, asanhydrous lactose,calculat	2 879 171	14 722 571	5 485 120	29 604 565
1702190000	Lactose & lactose syrup,lactose<99%	655 579	2 441 290	1 044 853	4 572 830
1702200000	Maple sugar & maple syrup	9 576	21 859	16 006	41 550
1702301000	Glucose,no fructose or in dry state w/fructose<20%	9 367 892	32 266 035	6 091 145	22 275 503
1702302000	Glucose syrup,no fructose / in dry statew/ fructose<20%	7 683 383	40 097 868	4 110 469	20 798 904
1702400000	Glucose & glucose syrup, containing 20%_fructose< 50%,excl inver	359 150	1 613 880	257 970	1 218 943
1702500000	Chemically pure fructose	885 602	3 398 851	1 062 679	4 103 308
1702601000	Fructose,in dry state w/ fructose>50%excl invert sugar	125 207	487 401	86 493	468 747
1702602000	Fructose syrup,in dry state w/ fructose>50%, excl invert sugar	5 002 879	29 650 065	2 744 451	16 463 443
1702901100	Chemically pure maltose,in dry statew/ fructose 50%	1 066 180	8 930 603	657 467	5 480 791
1702901900	Maltose syrup,in dry state w/ fructose50%	2 057 650	7 170 775	1 258 250	4 732 939
1702902000	Artificial honey,whether/not mixed withnatural honey,in dry w/ fri	11 516	265 766	71 775	826 739
1702903000	Flavoured/colourad sugars (excl maltose),fructose 50%	2 038	11 495	10 175	47 316
1702904000	Caramel,fructose 50%	563 160	2 940 440	727 220	3 520 158
1702909100	Syrup of sugar, in dry state w/ fructose50%	22 149	141 986	34 308	246 672
1702909900	Other sugar,incl invert sugar and sugarsyrup blends, in dry w/ fruct	970 740	6 033 590	1 231 626	7 694 342
1703109000	Cane molases,not added flavour/colour	134	141	918	1 052
1703909000	Oth molasses result from extract/refineof sugar,not add flavour/cc	0	67 909 400	0	14 248 090
1704100000	Chewing gum,whether/not sugar-coated	80 144	272 557	289 104	1 164 597
1704901000	Medicated pastilles & drops	150 885	628 444	930 494	4 040 248
1704902000	White chocolate, not containing cocoa	7 945	60 412	45 939	346 273
1704909100	Oth sugar confectionery ,not cont.cocoa,soft,cont gelatin	322 970	1 890 629	1 232 696	7 091 911
1704909900	Oth sugar confectionery ,not cont.cocoa,oth soft,cont gelatin	583 464	3 316 308	1 443 371	9 264 857
1801000000	Cocoa beans,whole/broken,raw/roasted	1 950 479	16 328 402	4 752 041	40 778 637
1803100000	Cocoa paste,not defatted	37 823	173 544	130 126	667 453
1803200000	Cocoa paste,wholly/partly defatted	196 013	6 140 548	605 244	19 595 057
1804000000	Cocoa butter,fat & oil	2 278	40 513	21 631	181 433
1805000000	Cocoa powder,not containing add sugar or other sweetening matt	1 325 934	7 775 678	4 870 859	32 969 465
1806100000	Cocoa powder,containing add sugar or oth sweetening matter	369 591	2 230 540	478 446	2 446 157
1806201000	Chocolate confectionary in blocks, slab/ bars,weight>2kg	136 313	1 252 614	471 161	4 368 999
1806209000	Other chocolate, liquid,paste,granular/oth bulk form ,packing>2kg	367 580	682 520	1 196 327	2 173 565
1806311000	Filled chocolate confectionary in blocks,slabs,bars,weight_2kg	59 410	395 490	390 632	2 762 473
1806319000	Other chocolate,in blocks,slabs,bars,filled,weight_2kg	46 742	258 589	114 098	604 330
1806321000	Chocolate confectionary in blocks,slabsbars,not filled,weight_2kg	46 362	456 750	239 396	2 588 613
1806329000	Other chocolate,in blocks,slabs,bars,not filled,weight_2kg	6 072	65 455	21 246	202 543
1806901000	Chocolate confectionary in tablets orpastilles	116 087	271 735	511 490	1 259 919
1806903000	Food preparations of flour,meal,starch,malt extract, cont 40%_coc	49	49	1 297	1 297
1806909000	Oth chocolate and food preparation contcocoa	327 334	1 908 044	2 355 897	15 781 487
1901101000	Preparations for infant use of maltextract, for retail sale	822	14 985	1 507	53 816



**I.3. IMPOR MENURUT KOMODITI / IMPORT BY HS COMMODITY**  
**\*\*\* JULI / JULY 2013 \*\*\***

HS	Uraian Komoditi Commodity Description	Berat Bersih / Net Weight (Kg)		Nilai / Value C.I.F (US\$)	
		Bulan ini Current Month	Kumulatif Cum.Jan. to date	Bulan ini Current Month	Kumulatif Cum.Jan. to date
1901102000	Preparations for infant use of goods of heading 04.01-04.04, for retail	400 813	1 575 216	4 042 510	17 128 545
1901103000	Preparations for infant use of soya bean powder, for retail sale	305 041	3 816 923	1 022 677	10 823 527
1901109100	Medical foods, preparations for infant use, for retail sale	5 906	33 397	211 236	514 121
1901109900	Oth preparations for infant use, w/ cocoa < 40%, for retail sale	218 273	962 489	922 525	3 726 353
1901201000	Mixes & doughs of flour, groats, meal, starch/ malt extract, not containing	54 313	320 537	168 434	882 184
1901202000	Mixes & doughs of flour, groats, meal, starch/ malt extract, containing	3 492	3 492	6 623	6 623
1901203000	Oth mixes and doughs for prep. of bakers wares, not containing cocoa	154 888	846 996	381 732	2 057 994
1901204000	Oth mixes and doughs for prep. of bakers wares, containing cocoa	13 964	18 777	32 747	46 715
1901902000	Malt extract	3 020 120	15 048 217	7 080 320	36 595 324
1901903100	Filled milk, of goods of heading 04.01 to 04.04	137 473	1 182 608	448 396	3 946 801
1901903200	Oth than filled milk, containing cocoa powder of goods of heading 04.01 to 04.04	719 189	2 991 736	3 455 234	13 911 895
1901903900	Oth of goods of heading 04.01 to 04.04	646 931	4 706 269	4 395 977	29 872 007
1901904100	Oth soya based preparation, in powder form	19 158	39 487	80 939	156 234
1901904900	Oth soya based preparations, in other form	12 221	82 604	11 003	142 154
1901909100	Oth soya based preparation Medical foods	1 281	1 281	18 085	18 085
1901909990	Oth than kerupuk of shrimps	525 754	2 690 749	1 797 846	8 917 113
1902110000	Uncooked pasta, not stuffed/ otherwise prepared, containing eggs	108 508	748 561	122 757	824 977
1902192000	Uncooked pasta, not stuffed/ otw prep. not containing eggs, rice vermicelli	5 433	156 562	9 862	214 519
1902193000	Uncooked pasta, not stuffed/ otw prep. not containing eggs, transparent vermicelli	100 630	632 558	110 293	711 375
1902194000	Uncooked pasta, not stuffed/ otherwise prepared, not containing eggs	19 646	71 204	56 523	223 459
1902199000	Uncooked pasta, not stuffed/ otherwise prepared, not containing eggs	495 594	1 693 328	781 127	2 388 467
1902201000	Stuffed pasta with meat or meat offal, whether or not cooked or stuffed	68 545	178 217	239 859	669 958
1902203000	Stuffed pasta w/ fish, crustaceans/ molluscs, whether/ not cooked/ stuffed	0	7 520	0	30 739
1902302000	Oth pasta, instant rice vermicelli	7 891	29 653	9 804	323 616
1902303000	Oth pasta, transparent vermicelli	383 232	2 078 253	427 290	2 302 661
1902304000	Oth pasta, oth instant noodles	143 841	827 342	433 375	2 927 054
1902309000	Oth pasta, not instant rice vermicelli, transparent vermicelli, oth instant noodles	107 514	571 897	166 619	1 038 977
1902400000	Couscous	3 142	11 068	5 364	20 468
1903000000	Tapioca & substitutes thereof prepared from starch, in flake, grain, pearl, sifting/ sifting	40 721	233 666	60 481	179 886
1904101000	Prep food obtain by the swelling/ roasting of cereals/ cereal products, not containing	431 208	2 978 970	1 365 625	9 415 154
1904109000	Prep food obtain by the swelling/ roasting of cereal/ cereal product, not containing	241 115	1 217 074	816 251	3 985 972
1904201000	Prepared foods obtained from unroasted cereal flakes	20 304	67 582	33 765	138 206
1904209000	Prep food obtain from mixture of unroasted cereal flake and roasted cereal flake	13 346	138 680	117 016	401 915
1904901000	Rice preparations, including pre-cooked rice	27 589	88 422	71 773	257 387
1904909000	Oth prepared foods obtained from cereals or cereal products	22 724	68 391	58 138	210 097
1905100000	Crisp bread	12 754	69 112	30 548	158 044
1905200000	Gingerbread and the like	52	147	680	1 503
1905311000	Sweet biscuits not containing cocoa	445 995	1 729 576	947 505	4 843 646
1905312000	Sweet biscuits containing cocoa	78 007	862 226	425 884	4 862 221
1905320000	Waffles and wafers	239 996	1 794 700	874 208	6 613 885
1905401010	Rusk, toasted bread & sim toasted product, bread crumb no sugar, hot	255 904	1 520 633	336 666	2 005 057
1905409000	Rusk, toasted bread & sim toasted product, bread crumb w/ sugar, hot	23 647	106 630	73 583	330 364
1905902000	Other unsweetened biscuits	10 283	28 589	84 683	200 718
1905903000	Cakes	49 725	367 581	142 571	1 275 502
1905904000	Pastries	618	20 956	1 670	36 953
1905905000	Flourless bakers' wares	76	178	2 013	2 695
1905908000	Other crisp savoury food products	198 566	860 097	1 029 944	4 802 676
1905909000	Other baker wares	443 538	2 584 768	959 101	6 147 995
2001100000	Cucumbers and gherkins, prepared or preserved by vinegar or acetic acid	6 356	68 766	9 788	98 358
2001901000	Onions, prepared/ preserved by vinegar or acetic acid	17 755	25 411	57 547	78 177
2001909000	Oth vegetable, fruit, nuts, edible part of plant prep/ presv by vinegar/ acetic acid	474 827	4 134 267	281 829	1 925 232
2002101000	Tomatoe, cooked otw than by steam/ boiling in water not prep/ presv	54 000	192 172	42 396	167 933
2002109000	Tomatoe, not cooked otw than by steam/ boiling in water not prep/ presv	33	112 002	292	56 925
2002901000	Tomato paste, not prepared or preserved by vinegar or acetic acid	981 314	6 804 997	900 053	6 210 024
2002902000	Oth tomato powder, prepared/ preserved otherwise than by vinegar/ acetic acid	2 500	8 772	9 531	34 723
2002909000	Other tomatoes, prepared/ preserved otherwise than by vinegar/ acetic acid	16 819	258 359	7 298	263 658
2003100000	Mushrooms of the genus agaricus, not prep/ presv by vinegar/ acetic acid	152 912	1 228 102	216 264	1 246 853
2003901000	Truffles, not prepared/ preserved by vinegar or acetic acid	0	2 206	0	114 803
2003909000	Oth mushrooms, not prepared/ preserved by vinegar or acetic acid	6 662	136 229	11 254	189 573
2004100000	Potatoes, frozen, not prepared/ preserved by vinegar or acetic acid	2 689 213	16 276 128	3 117 274	19 191 247
2004909000	Oth vegetables & mixtures of vegetables, frozen, prep/ presv by vinegar/ acetic acid	24 278	1 717 480	35 861	1 979 935
2005101000	Homogenis vegetable in airtight container not frozen, not prep/ presv	0	2 000	0	14 585
2005109000	Homogenis vegetable in airtight container not frozen, not prep/ presv	41 444	112 555	79 126	239 567
2005201100	Potatoe chip & stick in airtight container not frozen, not prep/ presv	7 863	36 669	67 763	256 064
2005209100	Other potatoes in airtight containers, not frozen, not prep/ presv	0	38 948	0	198 466
2005209900	Other potatoe, not in airtight container not frozen, not prep/ presv	4 406	25 612	27 755	191 859
2005400000	Peas (pisum sativum), not frozen, not prepared/ preserved by vinegar/ acetic acid	77 176	863 442	51 090	492 887
2005510000	Beans, shelled, not frozen, not prepared or preserved by vinegar or acetic acid	14 827	77 268	24 330	137 800
2005599000	Oth bean not in airtight container, not frozen, not prep/ presv by vinegar/ acetic acid	30 014	90 379	52 440	164 020
2005600000	Asparagus, not frozen, not prepared or preserved by vinegar or acetic acid	49 701	163 425	40 467	146 593
2005700000	Olives, not frozen, not prepared or preserved by vinegar or acetic acid	2 251	21 147	2 657	53 023

I.3. IM POR M ENURUT KOM ODITI / IM PORT BY HS COM M ODITY  
 \*\*\* JULI/ JULY 2013 \*\*\*

H S	Uraian Komoditi Commodity Description	Berat Bersih / Net Weight (Kg)		Nilai / Value C.I.F (US\$)	
		Bulan ini Current Month	Kumulatif Cum.Jan. to date	Bulan ini Current Month	Kumulatif Cum.Jan. to date
2005800000	Sweet corn-zea mays var.saccharata,notfrozen,not prep by vinegar	132 544	1 025 111	247 634	1 302 654
2005910000	Bamboo shoots,not frozen,not preparedby vinegar/ acid	0	36 631	0	26 736
2005991000	Oth vegetabl& mixtr of veqt in airtightcontainr,not frozn,not prep t	24 588	52 458	247 354	1 143 490
2005999000	Oth vgtbl& mixtr of veqt not in airtightcontainr,not frozn,not prep t	158 855	640 338	412 466	1 491 587
2006000000	Vegetables,fruit,nuts,fruit-peel & oth parts of plants,preserved by s	9 278	145 451	18 066	834 771
2007100000	Jams, fruit jellies, marmalades, fruit/ nut, homogenised preparatio	62 827	401 625	229 303	1 069 123
2007910000	Citrus fruit	0	4 517	0	11 136
2007991000	Fruit pastes oth than of mango,pineapples or strawberries	479 723	3 237 096	521 095	3 312 226
2007999000	Fruit pastes of mango, pineapplesor strawberries	439 078	2 245 910	641 917	4 069 863
2008111000	Roasted ground nuts, othwise prepared/ preserved	97 830	390 219	248 367	920 327
2008112000	Peanut butter, othwise prepared/ preserved	97 846	394 640	347 720	1 377 403
2008119000	Oth ground nuts, othwise prepared/ preserved	120 242	261 470	315 816	618 942
2008191000	Cashew, incl. mixtures,othwiseprepared or preserved	679	20 379	6 066	89 176
2008199000	Other nuts and seeds, othwiseprepared or preserved	263 461	944 013	1 149 577	4 241 998
2008200000	Pineapples, othwise prepared/ preserved	0	52 884	0	57 200
2008301000	Citrus fruit,added sugar/ oth.sweetningmatter or spirit,otw prepar	0	434 580	0	473 799
2008309000	Citrus fruit, no sugar/ oth.sweetningmatter or spirit,otw prepared/	479 970	4 370 739	476 146	4 775 176
2008401000	Pears,added sugar/ oth.sweeteningmatter or spirit,otw prepared/	6 364	26 480	9 416	47 762
2008501000	Apricots,cont added sugar/ oth sweetnigmatter/ spirit otw prepare	0	7 457	0	10 241
2008509000	Apricots,no sugar/ oth sweetnigmatter/ spirit otw prepared/ preser	0	3 047	0	15 382
2008601000	Cherries,cont added sugar/ oth sweetnigmatter/ spirit otw prepare	36 843	252 613	94 315	625 425
2008701000	Peaches,cont added sugar/ oth sweetningmatter/ spirit otw prepar	74 150	278 597	125 468	477 446
2008709000	Peaches, no sugar/ oth sweetningmatter/ spirit otw prepared/ pres	0	17 716	0	67 047
2008801000	Strawberrie,cont added sugar/ oth sweetmatter/ spirit otw prepare	0	1 726	0	6 708
2008809000	Strawberrie, no sugar/ oth sweeteningmatter/ spirit otw prepared/	35	182	171	894
2008930000	Cranberries, otherwise prep/preserved,whether or not containing	0	656	0	3 362
2008971000	Mixture of stem,root& oth edible partofplant not incl fruit/nut,otw	0	15 418	0	18 426
2008972000	Mxtre oth of stem,root& oth edible partofplant notincl fruit/nut,ot	87 881	310 927	125 539	428 768
2008979000	Oth mixtures othwise prep./preserved	6 047	29 458	15 892	102 467
2008991000	Lychees, othwise prepared or preserved	256 681	591 551	412 562	748 720
2008992000	Longans, othwise prepared or preserved	0	44 553	0	75 599
2008993000	Stem,root& oth.edible part of plant notinc friuts or nuts, otw prep/	211 560	892 377	313 637	1 267 064
2008994000	Othwise prepared or preserved,added sugar/sweetening matter o	63 499	236 307	267 168	943 109
2008999000	Othwise prepared or preserved, notadded sugar/sweetening matt	26 622	311 738	37 644	419 233
2009110000	Orange juice, frozen	750 063	3 784 211	1 328 401	7 517 984
2009120000	Orange juice, not frozen, of a brixvalue not exceeding 20	58 855	382 904	70 291	409 252
2009190000	Other orange juice	1 769	3 696	3 806	7 316
2009210000	Grapefruit (including pomelo) juice,of a brix value not exceeding 2	14 566	55 010	12 912	48 790
2009290000	Other grapefruit juice	17 047	232 532	79 600	1 190 433
2009310000	Juice of any other single citrusfruit, of a brix value not exceeding 2	1 366	5 320	4 869	27 114
2009390000	Other juice of any other single citrusfruit	1 258	44 662	2 060	334 061
2009410000	Pineapple juice, of a brix value notexceeding 20	0	25 040	0	26 932
2009490000	Other pineapple juice	83 453	126 637	110 239	167 483
2009500000	Tomato juice	56 365	230 020	31 594	140 752
2009610000	Grape juice (including grape must),of a brix value not exceeding 20	83 511	267 255	129 129	364 969
2009690000	Other grape juice	141 561	859 748	373 835	2 739 827
2009710000	Apple juice, of a brix value notexceeding 20	29 286	228 748	29 087	225 663
2009790000	Other apple juice	63 457	743 923	171 358	1 601 558
2009819000	Cranberry juice not for infant use	10 109	88 402	29 969	167 704
2009891000	Blackcurrant juice	1	243	15	682
2009899900	Oth juice of any oth single fruit /vegetables not for infant use	21 477	262 907	109 260	673 381
2009901000	Mixtures of juices for instant use	24	24	204	204
2009909000	Mixtures of juices not for instant use	19 938	1 788 259	21 717	2 012 087
2101111000	Instant coffee	3 637 901	9 637 854	11 399 924	55 731 968
2101119000	Extracts, essences and concentratesoth than coffee	11 541	220 595	109 596	925 156
2101129000	Prep w/ basis extrct.esenc/ conctrts/ w/basis coffee,oth thn mxtr in	103 337	393 964	450 387	1 827 735
2101201000	Tea preprtn consisting of a mixtureof tea, milk powder and sugar	31 122	108 866	131 362	440 926
2101209000	Oth extract,essence,concentrate, of teaar mate & prep. milk powc	151 642	997 753	1 192 395	7 174 919
2101300000	Roasted chicory& oth.roasted coffee substitute,extract,essence&cc	181	426	1 913	3 280
2102100000	Active yeasts	391 077	2 362 284	1 051 041	6 235 493
2102200000	Inactive yeasts; oth single-cell microorganisms, dead	551 328	5 776 496	532 931	4 480 299
2102300000	Prepared baking powders	312 147	2 834 474	1 200 566	9 128 251
2103100000	Soya sauce	1 832 278	6 194 921	1 674 431	5 980 069
2103200000	Tomato ketchup and other tomato sauces	102 658	436 643	165 679	904 135
2103300000	Mustard flour & meal & prepared mustard	10 468	31 434	60 477	155 619
2103901000	Chilli sauce	2 794	5 346	2 450	11 416
2103903000	Fish sauce	147 583	720 689	143 468	713 333
2103904000	Oth mixed condiments and mixedseasonings, including belachan	25 254	53 883	53 487	132 136
2103909000	Oth sauces and preparations therefor;mustard flour & meal & prej	1 639 120	9 982 593	4 518 482	27 179 752
2104101900	Soups and broths & preparationtherefor cont meat not for infant t	0	45 073	0	124 819
2104109100	Soups and broths & preparationtherefor not cont meat for infant t	0	10 000	0	33 301

**I.3. IM POR MENURUT KOM ODITI / IM PORT BY HS COM M ODITY**  
**\*\*\* JULI / JULY 2013 \*\*\***

HS	Uraian Komoditi Commodity Description	Berat Bersih / Net Weight (Kg)		Nilai / Value C.I.F (US\$)	
		Bulan ini Current Month	Kumulatif Cum.Jan. to date	Bulan ini Current Month	Kumulatif Cum.Jan. to date
2104109900	Soups and broths & preparationtherfor not cont meat notfor infan	51 803	240 183	218 129	846 492
2104201100	Homogenised composite food preparation,containing meat for infa	0	1 916	0	17 319
2104201900	Homogenised composite food preparation,containing meat not for	0	1 599	0	2 331
2104209900	Homogenised composite food preparation,not containing meat not	0	8 822	0	19 785
2105000000	Ice cream and other edible ice, whetheror not containing cocoa	506 422	1 715 564	1 737 476	5 548 510
2106100000	Protein concentrates and texturedprotein substances	1 123 020	8 112 512	2 362 642	15 803 099
2106901000	Dried bean curd and bean curd sticks	5 435	81 627	8 563	117 941
2106902000	Flavoured or colored syrups	232 176	1 176 380	796 405	4 296 268
2106903000	Non-dairy creamer	7 489 416	47 439 072	15 389 888	87 019 996
2106904100	Autolysed yeast preparations in powderform	157 955	676 363	1 337 625	5 233 355
2106904900	Autolysed yeast preparations not in powder form	36 552	430 083	160 684	1 390 857
2106905100	Non-alcoholic prep of raw material forthe manufact of composite	42 866	226 042	240 546	1 688 550
2106905200	Non-alcoholic composite concentrts forsimple dilution w/ water tc	340 414	2 778 164	5 488 907	44 349 494
2106905300	Ginseng based products	8 657	46 305	156 041	573 499
2106905900	Other non-alcoholic preparations use formaking / manufacturing b	758 919	6 052 716	4 926 946	25 496 103
2106907000	Food supplements	909 044	6 263 810	12 787 965	78 469 641
2106908000	Fortificant premixes	48 799	577 909	267 020	2 509 272
2106909100	Oth mixtures of chemicals/oth substancesof a kind used for food p	0	539 470	0	841 676
2106909200	Ginseng based preparations	72	8 576	19 800	307 818
2106909300	Foods preparations for lactase deficientinfants	0	400	0	5 398
2106909400	Other food preparations for infant use	32 000	581 860	236 558	6 851 592
2106909500	Seri kaya	2 375	7 374	19 577	48 764
2106909600	Other medical foods	20 004	44 285	230 752	497 161
2106909800	Other flavouring preparations	200 505	1 319 783	1 217 096	7 920 310
2106909990	Other food preparations not elsewherespecified or included	1 041 888	8 043 301	5 850 926	63 586 639
2201100010	Mineral waters	121 507	646 441	56 063	411 496
2201100020	Aerated waters	119	2 881	52	1 614
2201901000	Ice and snow	0	33	0	304
2201909090	Other waters not containing added sugaror oth sweetening matter	9 321	12 859	10 342	14 666
2202101000	Sparkling mineral waters and aeratedwaters, flavoured	10 970	152 697	15 055	202 893
2202109000	Other waters, containing added sugar/oth sweetening or flavoure	3 999 660	23 883 907	2 626 433	15 620 027
2202901000	Flavoured uht milk drinks	120 267	1 172 606	188 226	1 756 696
2202902000	Soya milk drinks	548 018	3 339 718	423 405	2 548 271
2202903000	Oth non-aerated beverage ready forimmediate consumption withc	3 575 999	21 601 606	2 781 690	17 616 939
2202909000	Oth non-alcoholic beverages, excludingfruit or vegetable juices	9 032 497	34 570 668	4 687 747	18 987 428
2203001000	Beer made from malt, Stout and porter	0	1 491	0	13 821
2203009000	Other beer made from malt,including ale	1 549	70 988	18 815	160 872
2204100000	Sparkling wine	0	4 944	0	71 744
2204211100	Wine, in containers <= 2 l, alcoholicstrength by volume <= 15%	0	19 078	0	223 266
2204212100	Grape must,in container <=2 l,alcoholicstrength by volume <= 15%	1 679	8 970	20 517	111 624
2204212200	Grape must,in container <=2 l,alcoholicstrength by volume > 15%	0	366	0	5 341
2204291100	Wine, in containers > 2 l, alcoholicstrength by volume <= 15%	0	74 339	0	311 433
2204301000	Other grape must, alcoholic strength byvolume <= 15%	45 806	154 889	115 879	727 367
2205101000	Vermouth & oth wine,in container <=2 l,alcoholic strength by volu	0	80	0	1 243
2205102000	Vermouth & oth wine,in container <=2 l,alcoholic strength by volu	0	680	0	5 219
2206002000	Sake (rice wine)	0	10 066	0	34 279
2207100000	Undenatured ethylalcohol of alcoholic	37 180	140 715	189 083	922 587
2207201100	Ethyl alcohol of an alcoholic strength	2 028	15 468	3 246	41 021
2207201900	Oth denatured ethyl alcohol, including	44 600	44 795	48 056	50 002
2207209000	Other ethyl alcohol and other spirits	0	2 174	0	9 793
2208205000	Brandy	0	448	0	4 127
2208209000	Other spirits obtained by distilling	2 049	31 067	26 119	423 640
2208300000	Whiskies	40 723	307 657	342 880	3 083 766
2208400000	Rum & oth spirit obtained by	3 715	18 099	21 398	136 068
2208500000	Gin & geneva	2 231	25 866	12 165	250 360
2208600000	Vodka	16 871	60 256	101 323	493 544
2208700000	Liqueurs & cordials	5 492	16 561	61 060	191 702
2208908000	Bitters & similar beverages of analcoholic strength by volume > 57	0	68	0	410
2208909000	Other spirituous beverages	2 669	16 341	12 712	175 669
2209000000	Vinegar and substitutes for vinegarobtained from acetic acid	103 039	562 366	137 805	707 369
2301100000	Flours, meals & pellets, of meat / meatoffal; greaves	9 671 220	41 158 678	8 884 118	35 900 668
2301201000	Flours,meal&pellet,of fish w/ a proteincontent weight <60%/crust	3 402 810	14 666 226	3 812 378	15 325 614
2301202000	Flours,meal&pellet,of fish w/ a proteincontent weight >=60%/cru:	4 298 211	12 810 095	6 259 652	19 535 105
2301209000	Oth flours,meals&pellets unfit for humanconsumpsion	4 724 809	22 580 694	5 275 083	26 919 821
2302100000	Bran, sharps and other residues of maize(corn)	261 732	2 370 384	228 224	2 126 268
2302300000	Bran, sharps and other residues of wheat	540 300	3 745 356	201 990	1 519 845
2302500000	Bran, sharps and other residues ofleguminous plants	769 405	6 990 280	246 467	2 752 971
2303101000	Residues of starch manufacture of manioc(cassava) or sago	10 515	21 015	24 185	48 335
2303109000	Other residues of starch and similarresidues	33 608 246	143 549 473	23 448 476	109 516 482
2303300000	Brewing or distilling dregs and waste	22 661 005	145 145 138	7 910 410	53 764 196
2304001000	Defalted soya been flour, fit for humanconsumpsion	126 000	911 345	99 090	660 060

**I.3. IMPOR MENURUT KOMODITI / IMPORT BY HS COMMODITY**  
**\*\*\* JULI / JULY 2013 \*\*\***

HS	Uraian Komoditi Commodity Description	Berat Bersih / Net Weight (Kg)		Nilai / Value C.I.F (US\$)	
		Bulan ini Current Month	Kumulatif Cum.Jan. to date	Bulan ini Current Month	Kumulatif Cum.Jan. to date
2304009000	Oil-cake&other solid residues, from extraction of soyabean oil	423 627 525	2 032 982 672	223 987 512	1 116 149 080
2306411000	Oil-cake and other solid residues of lowerucic acid rape seeds	3 385 297	42 855 261	1 031 634	14 117 316
2306412000	Oil-cake and other solid residues of lowerucic acid colza seeds	0	1 001 810	0	395 593
2306491000	Oil-cake and other solid residues of othrape seeds	9 923 881	51 918 016	3 069 320	16 871 548
2306492000	Oil-cake and other solid residues of othcolza seeds	103 180	139 030	42 820	54 113
2306500000	Oil-cake and other solid residues ofcoconut/ copra	90 000	725 000	5 994	43 174
2306901000	Oil-cake and other solid residues ofmaize (corn) germ	5 885 679	19 935 287	4 030 550	14 635 470
2306909000	Other oil-cake and other solid residues	3 596 250	20 474 780	677 050	4 436 315
2308000000	Vegetable materials and waste, residuesof a kind used in animal fe	767 850	1 048 963	286 625	460 089
2309101000	Dog or cat food, put up for retail sale,containing meat	1 570 880	9 016 702	1 950 636	10 798 268
2309109000	Dog or cat food, put up for retail sale,not containing meat	1 102 882	9 661 346	1 455 880	12 248 466
2309901100	Complete feed of a kind suitable forpoultry	163 100	1 261 100	113 932	914 216
2309901200	Complete feed of a kind suitable forswine	4 313 683	28 600 113	1 834 011	11 739 451
2309901300	Complete feed of a kind suitable forpawns	555 550	2 812 927	692 595	2 768 135
2309901400	Complete feed of a kind suitable forprimates	0	57 589	0	43 379
2309901900	Other complete feed	262 177	1 156 860	263 676	1 328 058
2309902000	Premixes, feed supplements and feedadditives for animal	4 585 544	80 023 705	13 306 327	80 508 251
2309903000	Other preparations of a kind used inanimal feeding, containing me	27 756 617	157 057 325	20 967 205	117 536 405
2309909000	Other preparations of a kind used inanimal feeding, not containing	21 949 921	97 673 517	18 554 702	82 517 028
2401101000	Virginia tobacco, not stemmed/ stripped,flue-cured	1 117 367	12 726 940	4 653 344	48 325 843
2401102000	Virginia tobacco, not stemmed/ stripped,not flue-cured	0	66 066	0	818 184
2401104000	Burley tobacco, not stemmed/ stripped	0	1 411 565	0	6 067 752
2401105000	Oth tobacco, not stemmed/ stripped,flue-cured	0	663 221	0	3 356 566
2401109000	Oth tobacco, not stemmed/ stripped, notflue-cured	1 222 807	11 122 582	10 176 160	69 470 800
2401201000	Virginia tobacco, partly or whollystemmed/ stripped,flue-cured	4 022 269	17 130 525	22 427 335	97 061 072
2401202000	Virginia tobacco, partly or whollystemmed/ stripped,not flue-curec	0	180 982	0	83 787
2401203000	Oriental tobacco, partly or whollystemmed/ stripped	1 799 920	9 636 140	11 007 637	61 229 538
2401204000	Burley tobacco, partly or wholly stemmed/ stripped	239 549	2 605 694	2 093 555	16 244 272
2401205000	Oth tobacco, partly or wholly stemmed/ stripped, flue-cured	4 954	408 892	516 094	5 003 140
2401209000	Oth tobacco, partly or wholly stemmed/ stripped,not flue-cured	671 770	3 202 096	4 431 034	18 806 295
2401301000	Tobacco stems	804 146	5 008 285	822 162	3 755 056
2401309000	Other tobacco refuse	258 696	578 994	294 211	945 719
2402100000	Cigars, cheroots and cigarillos,containing tobacco	7 594	29 957	69 631	304 064
2402201000	Beedies	297 000	297 000	1 880 010	1 880 010
2402209000	Other cigarettes containing tobacco	96 702	487 849	1 188 533	7 356 698
2402902000	Cigarettes of tobacco substitutes	0	7 677	0	263 739
2403192000	Oth manufactured tobacco for themanufacture of cigarette	765 470	5 015 091	5 307 583	36 144 502
2403199000	Other smoking tobacco, whether or notcontaining tobacco substiti	0	7 904	0	111 945
2403919000	Homogenised or reconstituted tobacco,packed not for retail sale	291 757	1 443 951	941 142	5 164 087
2403991000	Tobacco extracts and essences	0	920	0	21 572
2403993000	Manufactured tobacco substitutes	840	840	8 449	8 449
2403999000	Oth manufactures tobacco & manufacturedtobacco substitutes	9 557	700 719	90 047	4 537 535
2501001000	Table salt	154	287	935	1 873
2501002000	Rock salt	0	6 965	0	56 851
2501005000	Sea water	0	204	0	3 326
2501009010	Oth salt cont. at least 94.7% sodiumchloride calculated on a dry ba	186 611 001	1 203 269 648	8 923 726	55 844 370
2501009090	Other salt and sea water	100 082	470 502	12 546	65 684
2502000000	Unroasted iron pyrites	0	140 000	0	53 650
2503000000	Sulphur of all kinds, oth than sublimed,precipitated and colloidal si	37 823 207	196 160 392	6 411 196	37 160 078
2504100000	Natural graphite, in powder or in flakes	1 428 986	9 165 934	394 675	2 949 494
2504900000	Natural graphite,not in powder nor inflakes	1 874	489 114	60 850	763 098
2505100000	Silica sands and quartz sands	1 669 820	24 133 313	358 488	2 952 823
2505900000	Other natural sands,whether/ not coloredother than metal-bearing	230 774	1 778 433	178 687	1 187 640
2506100000	Quartz	1 113 291	7 044 011	163 234	970 973
2506200000	Quartzite	81 600	1 861 837	31 572	348 899
2507000000	Kaolin and other kaolinic clays,whetheror not calcined	11 587 602	68 092 420	3 554 547	21 276 666
2508100000	Bentonite	29 316 179	269 221 051	4 304 694	26 613 061
2508300000	Fire-clay	1 356 582	5 455 067	605 131	2 347 540
2508401000	Fuller's earth	649 718	7 686 503	304 315	1 895 179
2508409000	Other clays	6 272 920	35 257 346	2 619 501	12 424 300
2508500000	Andalusite, kyanite and sillimanite	3 728	1 191 174	15 789	606 796
2508600000	Mullite	260 171	1 245 925	75 013	477 057
2508700000	Chamotte or dinas earths	157 287	1 735 370	60 978	843 661
2509000000	Chalk	21 305	328 717	42 336	367 659
2510101000	Apatite, unground	3 527	345 060	28 487	584 736
2510109000	Oth natural calcium phosphates,naturalaluminium calcium phospl	88 772 000	644 046 631	14 751 958	106 960 904
2510209000	Oth natural calcium phosphates,naturalaluminium calcium phospl	41 498	329 109	89 582	675 089
2511100000	Natural barium sulphate (barytes)	40 094 764	80 804 131	6 717 857	14 765 376
2511200000	Natural barium carbonate (witherite)	0	7	0	55
2512000000	Siliceous fossil meals and similarsiliceous earths	1 043 580	3 696 247	565 453	2 331 440
2513100000	Pumice stone	5 383	67 551	30 832	190 254

**I.3. IMPOR MENURUT KOMODITI / IMPORT BY HS COMMODITY**  
**\*\*\* JULI / JULY 2013 \*\*\***

HS	Uraian Komoditi Commodity Description	Berat Bersih / Net Weight (Kg)		Nilai / Value C.I.F (US\$)	
		Bulan ini Current Month	Kumulatif Cum.Jan. to date	Bulan ini Current Month	Kumulatif Cum.Jan. to date
2513200000	Emery, natural corundum, natural garnet and other natural abrasives	1 550 768	7 876 581	389 579	3 048 123
2514000000	Slate, whether or not roughly trimmed or merely cut	87 223	695 076	83 297	533 471
2515110000	Marble and travertine, crude or roughly trimmed	1 941 530	6 769 645	348 116	1 154 447
2515121000	Marble and travertine, merely cut into blocks	4 842 523	27 109 951	1 252 166	6 884 261
2515122000	Marble and travertine, merely cut into slabs	2 344 094	18 471 644	956 114	9 244 304
2516110000	Granite, crude or roughly trimmed	0	6 332 381	0	87 472
2516121000	Granite, merely cut into blocks	970 708	2 566 300	242 536	695 068
2516122000	Granite, merely cut into slabs	1 177 782	9 911 740	562 341	3 816 266
2516201000	Sandstone, crude or roughly trimmed	0	71 451	0	17 718
2516202000	Sandstone, merely cut into blocks or slabs	11 688	152 635	13 187	99 135
2516900000	Other monumental or building stone	2 927	120 758	3 650	48 815
2517100000	Pebbles, gravel, broken/crushed stone whether or not heat treated	12 381 417	251 060 530	287 805	2 964 800
2517410000	Granules, chippings and powder of marble	96 076	655 543	16 480	142 029
2517490000	Granules, chippings & powder of stones whether or not heat treated	83 670	615 311	42 217	253 729
2518100000	Dolomite, not calcined or sintered	208 886	1 214 706	21 840	113 221
2518200000	Dolomite, calcined or sintered	244 307	4 179 611	68 618	751 052
2518300000	Dolomite, ramming mix	0	432 000	0	89 215
2519100000	Natural magnesium carbonate (magnesite)	962 394	5 128 796	304 757	2 034 401
2519901000	Fused magnesia; dead-burned magnesia	1 407 000	5 849 364	208 203	958 915
2519902000	Other magnesium oxide, whether or not pure	4 352 471	20 439 010	1 728 523	8 894 543
2520100000	Gypsum, anhydrite	176 297 510	1 131 030 439	5 842 980	36 458 645
2520201000	Plasters, of a kind use suitable for use in dentistry	4 348	67 191	24 697	91 426
2520209000	Other plasters	2 261 044	22 218 837	422 698	3 479 838
2521000000	Limestone flux; limestone and other calcareous stone of lime or calc	13 768 034	145 874 256	369 508	3 571 850
2522100000	Quicklime	6 605 576	27 712 065	771 159	3 468 220
2522200000	Slaked lime	1 184 367	9 003 130	194 108	1 630 843
2522300000	Hydraulic lime	200 000	351 990	23 952	55 663
2523101000	Cement clinkers, for white cement	181 057	5 253 522	109 216	531 440
2523109000	Other cement clinkers	42 584 658	439 149 714	2 067 390	22 719 656
2523210000	Portland cement, white cement, whether or not artificially coloured	90	11 902 505	2 544	821 049
2523291000	Portland cement, coloured cement	78 399 959	634 496 489	5 172 155	43 459 879
2523299000	Other portland cements	51 665 000	224 492 080	2 603 379	24 581 491
2523300000	Aluminous cement	601 930	3 088 286	477 929	2 583 204
2523900000	Other hydraulic cements	134 429 011	833 326 747	9 556 188	59 134 458
2524900000	Other asbestos	15 146 680	99 014 280	10 419 663	61 131 033
2525100000	Crude mica and mica rifted into sheets or splittings	203	12 217	1 322	15 717
2525200000	Mica powder	370 036	2 161 903	576 147	2 778 755
2525300000	Mica waste	0	4 585	0	8 358
2526100000	Natural steatite, not crushed, not powdered	0	1 175 009	0	258 562
2526201000	Talc powder, crushed or powdered	10 166 048	61 884 391	2 518 688	15 065 731
2526209000	Other natural steatite, crushed/powdered	246 123	7 415 170	112 570	976 705
2528000000	Natural borates and concentrates; natural boric acid containing < 8%	480 000	1 312 708	304 644	844 708
2529100000	Feldspar	29 907 202	222 259 805	2 707 797	18 194 079
2529210000	Fluorspar, containing by weight 97% or less of calcium fluoride	873 018	2 570 027	259 944	848 908
2529220000	Fluorspar, containing by weight more than 97% of calcium fluoride	248 550	1 219 092	130 977	740 392
2529300000	Leucite; nepheline & nepheline syenite	142 168	1 396 527	53 902	540 633
2530100000	Vermiculite, perlite and chlorites, unexpanded	412 703	4 331 075	167 344	1 316 009
2530201000	Kieserite	13 177 396	100 127 499	2 407 025	18 068 321
2530202000	Epsomite	2	10	6	1 204
2530901000	Zirconium silicates of a kind used as opacifiers	156 000	715 100	228 240	1 130 285
2530909000	Other mineral substances not elsewhere specified or included	2 698 650	22 091 703	682 503	4 744 501
2601110000	Iron ores and concentrates, other than roasted iron pyrites: non ag	25 447 082	940 105 044	3 314 986	156 219 522
2601120000	Iron ores and concentrates, other than roasted iron pyrites: aggr	0	236 613	0	191 417
2601200000	Roasted iron pyrites	0	578 956	0	285 169
2602000000	Manganese ores & concentrates, including ferruginous manganese,	54 080	8 676 477	57 501	977 192
2603000000	Copper ores and concentrates	10 214 000	31 876 166	14 174 612	71 273 617
2604000000	Nickel ores and concentrates	0	800	0	2 137
2606000000	Aluminium ores and concentrates	160 000	520 329	108 072	349 566
2607000000	Lead ores and concentrates	0	50 357	0	17 713
2608000000	Zinc ores and concentrates	791	5 350	12 938	75 773
2609000000	Tin ores and concentrates	208 101	1 426 888	164 499	1 137 804
2610000000	Chromium ores and concentrates	376 406	3 025 406	184 020	1 481 558
2611000000	Tungsten ores and concentrates	153	1 433	13 278	114 732
2613900000	Molybdenum ores and concentrates, not roasted	0	10	0	925
2614001000	Titanium ores and concentrates, ilmenite ores and concentrates	0	58 000	0	101 784
2614009000	Titanium ores and concentrates, other than ilmenite ores & concer	546 024	2 801 586	871 587	4 544 983
2615100000	Zirconium ores and concentrates	1 844 982	8 255 604	2 414 263	12 651 601
2615900000	Niobium, tantalum or vanadium ores and concentrates	24 776	181 836	54 107	458 924
2616900000	Precious metal ores other than silver ores and concentrates	34	523	2 479	13 364
2617100000	Antimony ores and concentrates	5 313	32 304	49 962	254 180
2617900000	Other ores and concentrates.	96 000	505 197	44 036	273 310

I.3. IMPOR MENURUT KOMODITI / IMPORT BY HS COMMODITY  
 \*\*\* JULI / JULY 2013 \*\*\*

HS	Uraian Komoditi Commodity Description	Berat Bersih / Net Weight (Kg)		Nilai / Value C.I.F (US\$)	
		Bulan ini Current Month	Kumulatif Cum.Jan. to date	Bulan ini Current Month	Kumulatif Cum.Jan. to date
2618000000	Granulated slag (slag sand)from themanufacture of iron or steel	0	20 292	0	18 749
2620110000	Slag,ash & residues containing mainlyzinc, hard zinc spelter	0	46	0	693
2620300000	Slag,ash & residues containing mainlycopper	911	1 774	12 638	25 126
2620400000	Slag,ash & residues containing mainlyaluminium	1	194	48 717	210 515
2620999000	Other slag, ash & residues,containingmetals, arsenic, or their comp	0	5 078	0	8 678
2701110000	Anthracite	172 125	24 646 638	77 255	7 193 522
2701121000	Bituminous coal: coking coal	30 798 000	61 610 012	5 035 473	11 424 209
2701129000	Bituminous coal: not coking coal	0	163 063	0	71 629
2701190000	Other coal,whether or not pulverisedbut not agglomerated	133 373	966 885	70 807	521 035
2701200000	Briquettes,ovoids & similar solidfuels manufactured from coal	201 400	1 628 675	50 351	484 405
2702100000	Lignite, whether or not pulverised,but not agglomerated	2 891	2 891	5 580	5 580
2702200000	Agglomerated lignite	44 714	177 437	203 370	651 758
2703001000	Peat, whether or not compressed intobales, but not agglomerated	25 007	221 596	4 306	91 741
2704001000	Coke & semi-coke of coal	5 710 874	62 650 693	1 881 527	19 938 718
2704003000	Retort carbon	600 000	3 169 420	135 000	969 436
2705000000	Coal gas, water gas, producer gas andsimilar gases oth than petrol	0	218	0	3 267
2706000000	Tar distilled from coal,from lignite orfrom peat & other mineral tar	4 025 492	26 827 603	2 407 519	16 278 007
2707200000	Toluol (toluene)	5 116	72 564	28 197	57 182
2707300000	Xylol (xylenes)	14 758	1 615 670	28 320	2 374 026
2707400000	Napthalene	97 997	884 218	144 349	1 289 250
2707500000	Oth aromatic hydrocarbon mix.of >= 65%by vol ,distils at 250.c, AS	1 759 354	16 409 364	2 413 975	21 795 799
2707910000	Creosote oils	0	32 000	0	66 272
2707991000	Carbon black feedstock	4 797	83 580	7 890	182 563
2707999000	Other products of the distilled of hightemperature coal tar	1 675 004	15 435 964	1 711 291	15 682 066
2708100000	Pitch	144 543	13 122 638	111 589	8 996 290
2708200000	Pitch coke	0	1 000	0	935
2709001000	Crude petroleum oil	1 440 965 419	9 572 008 513	1 177 481 354	8 074 483 248
2709009000	Other petroleum oil, crude	13 602	109 702	17 618	153 175
2710121100	Motor spirit, of RON 97 and above,leaded	784	1 301	3 712	9 957
2710121200	Motor spirit, of RON 97 and above,unleaded	0	20 220	0	27 785
2710121300	Motor spirit, of RON 90 and above, butbelow RON 97, leaded	0	84 952 227	0	90 828 235
2710121400	Motor spirit, of RON 90 and above, butbelow RON 97, unleaded	23 024 470	68 453 647	24 783 915	71 073 576
2710121500	Other motor spirit, leaded	12	4 393 871	286	4 757 053
2710121600	Other motor spirit, unleaded	1 216 744 056	8 389 308 919	1 236 205 617	8 436 286 211
2710122000	Aviation spirit, not of a kind used asjet fuel	163 130	880 575	395 084	1 992 426
2710123000	Tetra propylene	0	418	0	4 033
2710124000	White spirit	362 947	4 015 998	414 966	4 812 199
2710125000	Low aromatic solvents containing byweight <= 1 %aromatic conte	3 498 241	19 495 744	4 903 710	28 067 929
2710126000	Other solvent spirits	5 777	30 959	16 864	121 090
2710127000	Napththa, reformate and oth preparationsof a kind used for bledin	133 545 181	873 817 083	118 134 674	825 367 612
2710128000	Other Alfa olefins	0	48 120	0	110 058
2710129000	Other petroleum oil, light oil & otherthan crude	1 732 615	11 170 812	2 333 893	15 250 994
2710192000	Topped crudes	307 077	45 562 714	522 080	44 942 887
2710193000	Carbon black feedstock	902	42 671 574	7 649	25 309 467
2710194100	Lubricating oil basestock	19 463 374	169 004 736	24 044 658	212 956 601
2710194200	Lubricating oils for aircraft engines	29 598	1 543 530	147 989	3 373 979
2710194300	Other lubricating oils	10 605 399	77 085 461	23 237 246	172 740 786
2710194400	Lubricating greases	1 999 877	11 430 967	5 164 385	30 279 137
2710195000	Hydraulic brake fluid	55 646	254 400	175 712	677 805
2710196000	Transformer and circuit breakers oils	2 222 176	11 064 444	3 130 280	14 988 002
2710197100	Automotive diesel fuel	936 629 128	4 255 028 488	810 116 596	3 787 631 774
2710197200	Other diesel fuel	291 914 733	1 647 445 521	263 041 087	1 510 873 333
2710197900	Other fuel oils	42 585 836	236 306 359	27 362 990	204 622 044
2710198100	Aviation turbine fuel (jet fuel) havinga flash point of 23-c or more	0	1 092	0	288
2710198200	Aviation turbine fuel (jet fuel) havinga flash point of less than 23-c	96 082 420	398 501 125	99 935 867	415 252 362
2710198910	Normal paraffin	5 150 706	72 250 112	6 274 268	91 446 266
2710198990	Other medium oils and preparations	53 035	2 581 873	197 552	4 229 348
2710199000	Other of diesel fuel, fuel oils	4 379 091	23 777 245	6 442 142	37 585 443
2710200000	Petroleum oils and obtained frombituminous minerals(oth then cr	2 728	7 150	11 232	31 886
2710910000	Waste oil, containing PCBs, PCTs or PBBs	0	25	0	889
2710990000	Other waste oils	0	11	0	620
2711120000	Liquid propane	124 528 985	905 581 980	102 989 782	803 202 226
2711130000	Liquid butanes	145 637 075	1 053 826 598	120 125 591	934 994 449
2711141000	Liquid ethylene	946	74 466	5 088	216 976
2711149000	Liquid propylene, butylene & butadiene	20	9 799	2 694	106 832
2711190000	Other liquid petroleum gas	0	30 972 714	0	32 134 203
2711211000	Natural gas of a kind used as a motorfuel	8	78	55	254
2711219000	Natural gas in gaseous state not kindused as a motor fuel	0	17	0	22
2711290000	Oth natural gas in gaseous state	2 236	25 904	64 228	458 637
2712100000	Petroleum jelly	549 319	2 424 921	1 117 308	5 056 765
2712200000	Paraffin wax containing by weight < 0.75% of oil	944 818	5 541 562	1 272 933	7 412 446

**I.3. IMPOR MENURUT KOMODITI / IMPORT BY HS COMMODITY**  
**\*\*\* JULI/ JULY 2013 \*\*\***

HS	Uraian Komoditi Commodity Description	Berat Bersih / Net Weight (Kg)		Nilai / Value C.I.F (US\$)	
		Bulan ini Current Month	Kumulatif Cum.Jan. to date	Bulan ini Current Month	Kumulatif Cum.Jan. to date
2712901000	Other paraffin wax containing by weight >= 0.75% of oil	1 090 050	7 224 431	1 545 310	10 162 803
2712909000	Microcrystalline petroleum wax, slackwax, ozokerite, lignite wax, p	238 707	2 253 388	691 225	6 740 923
2713110000	Petroleum coke, not calcined	22 110 840	47 598 212	9 031 319	22 463 613
2713120000	Petroleum coke, calcined	10 614 908	38 366 729	4 953 143	20 388 034
2713200000	Petroleum bitumen	91 045 824	434 348 694	59 407 034	286 973 619
2714100000	Bituminous or oil shale and tar sands	30	184 604	270	155 381
2714900000	Asphalites and asphaltic rocks	5 235 631	29 393 873	3 937 650	21 450 966
2715000000	Bituminous mix. based on natural asphalt on natural bitumen, on p	1 419 788	2 807 654	1 606 221	3 830 164
2716000000	Electrical energy	0	649	0	57 270
2801100000	Chlorine	162 035	909 021	68 467	447 816
2801200000	Iodine	7 020	25 284	95 558	447 510
2801300000	Fluorine; bromine	20 201	108 730	162 950	793 370
2802000000	Sulphur, sublimed or precipitated, colloidal sulphur	1 001 132	127 580 860	706 878	30 935 274
2803002000	Acetylene black	481 288	2 820 295	1 356 034	8 034 768
2803004010	Rubber grade of other carbon black	11 961 505	77 747 216	13 837 189	88 816 664
2803004090	Other rubber grade of other carbon black	346 008	1 680 619	432 648	2 338 778
2803009000	Other acetylene black of other carbon	3 043 007	28 363 399	4 502 037	38 267 198
2804100000	Hydrogen	141 108	875 820	53 009	389 570
2804210000	Argon	1 153 473	7 372 486	738 769	5 319 763
2804290000	Other rare gases	50 329	741 923	270 880	1 971 358
2804300000	Nitrogen	853 877	6 991 274	208 248	1 685 828
2804400000	Oxygen	919 267	5 441 544	237 443	2 060 429
2804500000	Boron; tellurium	50	10 357	2 850	22 813
2804610000	Silicon, containing by weight >= 99.99%	13 790	70 147	1 536 367	9 231 120
2804690000	Silicon, containing by weight < 99.99%	1 175 185	6 697 997	2 287 991	13 616 192
2804700000	Phosphorus	24 267	139 443	421 519	2 949 419
2804800000	Arsenic	46 001	200 001	63 706	293 244
2804900000	Selenium	2 784	45 202	246 744	1 079 220
2805110000	Sodium	155 976	470 794	198 659	681 231
2805120000	Calcium	9 799	47 607	3 009	101 728
2805190000	Other alkali or alkaline-earth metals	79 404	1 154 928	1 415 081	7 397 285
2805300000	Rare-earth metals, scandium & yttrium whether or not intermixed	0	3 700	0	18 715
2805400000	Mercury	210	819	19 160	134 657
2806100000	Hydrogen chloride (hydrochloric acid)	311 445	3 138 994	127 501	777 736
2806200000	Chlorosulphuric acid	0	3	0	110
2807000000	Sulphuric acid; oleum.	64 493 829	221 218 925	2 138 785	11 193 175
2808000000	Nitric acid; sulphonitric acids	1 452 544	7 989 412	771 605	4 230 931
2809100000	Diphosphorus pentoxide	60	23 499	1 037	90 436
2809203100	Hypophosphoric acids, food grade	539 277	3 739 964	489 722	3 556 234
2809203900	Phosphoric acids, hypophosphoric acids, except Hypophosphoric acids; t	1 741 985	13 493 172	1 595 907	12 721 454
2809209100	Hypophosphoric acids, not food grade	32 100	314 289	41 680	356 711
2809209900	Phosphoric acids, hypophosphoric acids, except Hypophosphoric acids; t	10 165 322	131 507 627	8 173 309	111 694 689
2810000000	Oxide of boron; boric acids	738 450	2 856 996	720 748	2 934 368
2811110000	Hydrogen fluoride (hydrofluoric acid)	157 604	706 535	178 092	848 523
2811191000	Arsenic acid	1 157	40 375	6 323	88 890
2811199010	Sulphamic acid	216 060	795 842	173 525	845 126
2811199090	Other inorganic acids, except sulphamic acid, Arsenic acid and hydroc	100	8 271	8 424	232 521
2811210000	Carbon dioxide	462 338	3 736 483	140 989	1 624 301
2811221000	Silica powder	3 959 357	19 812 449	3 767 497	18 587 654
2811229000	Other Silicon powder	2 169 471	11 724 660	1 977 473	11 317 301
2811291000	Diarsenic pentoxide	0	14	0	556
2811292000	Sulphur dioxide	0	4 310	0	46 379
2811299000	Other inorganic oxygen compounds of nonmetals	102 351	597 430	184 705	1 610 553
2812100000	Chlorides and chloride oxides	16 048	48 315	21 767	67 800
2812900000	Other halides and halide oxides of non metals	8 946	31 225	416 678	1 838 990
2813100000	Carbon disulphide	1 805 780	5 739 550	1 540 814	4 939 067
2813900000	Other sulphides of non-metal	583	1 507	58 988	162 597
2814100000	Anhydrous ammonia	6 509 739	148 113 966	3 712 926	104 676 658
2814200000	Ammonia in aqueous solution	7 843	200 372	15 658	1 460 807
2815110000	Sodium hydroxide (caustic soda), solid	1 342 812	14 235 986	733 446	8 654 410
2815120000	Sodium hydroxide (caustic soda), in aqueous solution (lye or liquid s	37 633	5 784 328	60 545	2 736 976
2815200000	Potassium hydroxide (caustic potash)	1 458 666	8 004 508	1 543 050	8 729 101
2815300000	Peroxides of sodium or potassium	3 730	18 355	23 155	133 921
2816100000	Hydroxide and peroxide of magnesium	120 208	578 337	327 816	1 716 774
2816400000	Oxides, hydroxides & peroxides, of strontium or barium	107 002	266 278	292 111	828 630
2817001000	Zinc oxide	756 477	5 509 393	1 438 719	10 684 341
2817002000	Zinc peroxide	587	44 172	5 487	219 363
2818100000	Artificial corundum, whether or not chemically defined	417 979	25 280 858	410 342	10 709 108
2818200000	Aluminium oxide, other than artificial corundum	68 550 882	282 481 134	23 716 677	104 654 512
2818300000	Aluminium hydroxide	5 860 311	66 024 017	2 090 295	21 441 062
2819100000	Chromium trioxide	110 659	527 544	442 328	2 203 676

**I.3. IMPOR M ENURUT KOM ODITI / IM PORT BY HS COM M ODITY**  
**\*\*\* JULI/ JULY 2013 \*\*\***

HS	Uraian Komoditi Commodity Description	Berat Bersih / Net Weight (Kg)		Nilai / Value C.I.F (US\$)	
		Bulan ini Current Month	Kumulatif Cum.Jan. to date	Bulan ini Current Month	Kumulatif Cum.Jan. to date
2819900000	Other chromium oxides and hidroxides	51 496	201 408	374 339	1 165 994
2820100000	Manganese dioxide	1 901 982	12 759 514	2 948 229	20 520 608
2820900000	Other manganese dioxide	438 884	1 057 545	435 036	1 075 475
2821100000	Iron oxides and hydroxides	610 430	6 707 006	992 719	9 390 605
2821200000	Earth colors containing >=70% by weight of combined iron evaluat	280	280	2 945	2 945
2822000000	Cobalt oxides and hydroxides, commercialcobalt oxides	16 400	86 367	137 320	1 249 045
2823000000	Titanium oxides	767 858	4 860 321	2 478 608	16 019 808
2824100000	Lead monoxide (litharge, massicot)	54 990	147 360	213 069	651 064
2824900000	Red lead and orange lead	185	89 440	933	240 948
2825100000	Hydrazine, hydroxylamine, and theirinorganic salt	64 694	835 358	257 741	3 086 717
2825200000	Lithium oxide and hydroxide	3 235	59 141	22 950	468 258
2825300000	Vanadium oxides and hydroxides	0	10 001	0	167 236
2825400000	Nickel oxides and hydroxides	52 060	167 602	658 608	2 369 699
2825500000	Copper oxides and hydroxides	107 466	556 259	727 930	3 710 167
2825600000	Germanium oxides and zirconium dioxide	4 594	31 003	159 549	992 353
2825700000	Molybdenum oxides and hydroxides	12	10 912	1 201	151 294
2825800000	Antimony oxides	72 599	384 744	682 016	3 432 375
2825900000	Other peroxides	39 319	212 814	143 908	1 145 104
2826120000	Fluorides of aluminium	448	41 708	7 702	74 901
2826190000	Other fluorides	79 467	736 230	48 383	586 071
2826300000	Sodium hexafluoroaluminate(synthetic cryolite)	2 100	220 122	5 670	454 740
2826900000	Other complex fluorine salt.	205 054	814 798	386 825	1 762 355
2827100000	Ammonium chloride	566 154	3 819 282	145 483	1 045 135
2827201000	Calcium chloride, commercial grades	739 513	4 177 868	230 679	1 181 030
2827209000	Calcium chloride, not commercial grades	628 220	5 339 537	170 047	1 509 405
2827310000	Other chlorides of magnesium	149 111	1 258 927	77 085	739 964
2827320000	Other chlorides of aluminium	1 647 382	9 858 747	660 790	3 928 682
2827350000	Other chlorides of nickel	22 381	121 829	148 660	668 867
2827391000	Other chlorides of barium or of cobalt	75 196	180 071	50 884	251 401
2827392000	Other chlorides of iron	240	62 849	5 437	100 652
2827399000	Other chlorides	383 586	2 318 119	622 414	2 657 054
2827410000	Chloride oxides & chloride hydroxides,of copper	21 570	107 848	155 196	868 769
2827490000	Other chloride oxides & chloridehydroxides	321 566	2 037 828	172 747	1 537 581
2827510000	Bromides of sodium or of potassium	118 646	446 594	300 519	1 238 628
2827590000	Other bromides of sodium or of potassium	42 031	323 171	58 399	652 362
2827600000	Iodides and iodide oxides	4 668	42 851	172 749	832 949
2828100000	Commercial calcium hypochlorite & othercalcium hypochlorites	86 185	998 798	102 769	1 108 268
2828901000	Sodium hypochlorite	21 628	112 973	9 042	44 298
2828909000	Other hypochlorite	107 765	1 168 298	114 323	1 292 621
2829110000	Chlorates of sodium	550 066	2 080 563	355 923	1 569 979
2829190000	Other chlorates	267 017	2 131 560	311 880	2 565 416
2829901000	Sodium perchlorate	232	60 578	2 362	81 157
2829909000	Other perchlorites; bromates andperbromates: iodates and period	14 844	53 246	420 107	1 208 882
2830100000	Sodium sulphides	691 501	5 391 322	507 099	3 489 276
2830901000	Cadmium sulphide or zinc sulphide	5	50	134	1 019
2830909000	Polysulphides, whether or not chemically defined	16 359	56 644	37 309	240 443
2831100000	Dithionites and sulphoxylates of sodium	781 155	4 855 239	1 182 308	7 475 399
2831900000	Other dithionites and sulphoxylates	83 500	159 601	190 070	362 954
2832100000	Sodium sulphites	2 048 543	16 474 875	860 348	7 424 618
2832200000	Other sulphites	9 566	375 617	8 157	202 896
2832300000	Thiosulphates	194 086	479 544	120 389	458 411
2833110000	Disodium sulphate	11 271 597	145 696 731	1 444 514	18 751 526
2833190000	Other sodium sulphates	682 138	1 610 960	162 180	764 727
2833210000	Magnesium sulphate	3 859 284	29 730 506	629 596	4 861 238
2833221000	Aluminium sulphate :commercial grade	20 000	80 004	29 600	118 660
2833229000	Aluminium sulphate: not commercial grade	6 000	108 895	5 700	54 674
2833240000	Nickel sulphate	55 575	362 057	420 075	2 244 129
2833250000	Copper sulphate	1 146 039	8 795 361	2 599 533	20 040 580
2833270000	Barium sulphate	103 775	1 610 145	152 122	1 511 742
2833292000	Tribasic lead sulphate	54 557	776 726	154 819	983 100
2833293000	Other sulfat of chromium	156 519	1 954 044	132 967	1 228 557
2833299000	Other sulfat	1 149 055	6 569 107	520 685	3 588 551
2833300000	Alums	21 015	116 697	10 663	57 744
2833400000	Peroxisulphates (persulphates)	167 150	1 162 133	210 630	1 397 566
2834100000	Nitrites	172 332	2 313 546	80 673	1 313 958
2834210000	Potassium nitrates	177 158	1 956 120	192 112	2 441 781
2834291000	Nitrates of bismuth	5	12 540	581	32 755
2834299000	Other nitrates	139 938	1 494 695	175 942	1 926 677
2835100000	Phosphinates (hypophosphites)and phosphonates (phosphites)	17 425	385 236	42 012	1 290 960
2835220000	Phosphates of mono- or disodium	165 272	1 320 495	212 282	1 793 394
2835240000	Phosphates of potassium	230 899	2 626 270	528 575	5 252 835



**I.3. IM POR MENURUT KOM ODITI / IM PORT BY HS COM M ODITY**  
**\*\*\* JULI/ JULY 2013 \*\*\***

HS	Uraian Komoditi Commodity Description	Berat Bersih / Net Weight (Kg)		Nilai / Value C.I.F (US\$)	
		Bulan ini Current Month	Net Weight (Kg) Kumulatif Cum.Jan. to date	Bulan ini Current Month	Value C.I.F (US\$) Kumulatif Cum.Jan. to date
2835251000	Calcium hydrogenotphosphate ("dicalciumphosphate"); feed gra	6 666 041	38 498 161	3 223 421	19 330 626
2835259000	Calcium hydrogenotphosphate ("dicalciumphosphate"); unfeed g	475 104	1 274 858	297 480	1 130 687
2835260000	Other phosphates of calcium	2 064 919	10 405 308	1 355 847	7 267 449
2835291000	Other phosphates of trinitrium	109 208	1 288 664	74 737	719 661
2835299000	Other phosphates	157 409	797 715	280 349	1 430 444
2835311000	Sodium triphosphate(sodium tripolyphosphate); food grade	138 508	1 043 963	174 450	1 242 205
2835319000	Sodium triphosphate(sodium tripolyphosphate); unfood grade	830 431	6 116 228	820 123	6 168 932
2835391000	Tetranatrium pirofosfat	21 892	242 860	44 372	401 823
2835399000	Other polyphosphates	817 413	5 003 182	1 423 893	9 068 175
2836200000	Disodium carbonate	57 026 992	536 721 479	12 182 009	120 225 933
2836300000	Sodium hydrogencarbonate(sodium bicar bonate)	7 236 799	47 060 601	2 353 890	15 223 673
2836400000	Potassium carbonates	1 143 185	4 916 856	1 188 433	5 246 173
2836500010	Calcium carbonate; food orpharmaceutical grade	417 696	4 930 468	280 085	2 418 136
2836500090	Calcium carbonate; not food orpharmaceutical grade	8 773 404	74 801 423	2 372 426	16 088 380
2836600000	Barium carbonate	737 004	2 905 431	458 658	1 921 674
2836910000	Lithium carbonates	3 020	14 328	21 966	111 247
2836920000	Strontium carbonate	182 912	713 968	154 752	571 467
2836991000	Commercial ammonium carbonate	447 041	2 985 560	193 389	1 164 969
2836992000	Lead carbonates	0	7	0	186
2836999000	Other calcium carbonate	605 060	5 462 236	818 333	5 514 266
2837110000	Cyanides and cyanide oxides, of sodium	1 019 730	6 463 122	3 380 672	22 486 258
2837190000	Other cyanides and cyanide oxides	117	15 635	1 457	155 809
2837200000	Complex cyanides	0	189	0	5 736
2839110000	Sodium metasilicates	320 898	2 809 504	180 405	1 308 547
2839191000	Sodium silicates	1 766 702	16 313 310	595 250	5 070 488
2839199000	Other silicates of sodium; commerialalkali metal silicates	457 561	4 312 720	396 598	3 314 175
2839900000	Other silicates; commercial alkali metalsilicates	844 658	5 362 666	1 042 725	6 778 299
2840110000	Anhydrous; disodium tetraborate(refined borax)	4	68	64	795
2840190000	Other disodium tetraborate(refined borax)	6 504 026	29 939 676	3 756 220	17 768 224
2840200000	Other borates	0	133 402	0	366 191
2840300000	Peroxoborates (perborates)	0	20 976	0	66 636
2841300000	Sodium dichromate	616	226 137	6 594	354 213
2841500000	Other chromates and dichromates,peroxochromates	15 493	33 644	62 273	183 424
2841610000	Potassium permanganate	40 000	340 000	93 200	832 800
2841690000	Other manganit, manganat	548	22 061	2 191	103 359
2841700000	Molybdates	3 287	21 886	74 612	343 261
2841800000	Tungstates (wolframates)	18	11 213	576	65 262
2841900000	Oth salts of oxometallic orperoxometallic acids	27 171	222 935	171 490	977 504
2842100000	Double/ complex silicates,includ aluminosilicates w .or not chemica	1 725 518	16 600 079	1 048 109	10 065 616
2842901000	Sodium arsenite	1 001	7 180	44 823	360 148
2842902000	Copper and/or chromium salts	177	356	1 158	2 973
2842903000	Oth fulminates, cyantates andthiocyanates	2 033	35 687	16 025	128 815
2842909000	Oth salts of inorganic acids/peroxoacidincl aluminosilicates , oth t	71 750	524 646	248 184	2 284 369
2843100000	Colloidal precious metals	10 044	29 070	610 475	1 939 767
2843210000	Silver nitrate	484	12 699	203 395	981 901
2843290000	Other silver compounds	571	2 238	258 858	1 223 347
2843300000	Gold compounds	16	2 945	210 074	1 371 245
2843900000	Other amalgams and other compoundcolloidal precious metals	113	4 641	26 347	671 896
2844109000	Ceramic products & mixtures containingnatural uranium	0	31	0	6 784
2844401100	Radium and its salts	0	136	0	36 918
2844401900	Other radioactive elements & isotopes & compounds, radioactive r	638	4 439	76 847	1 087 898
2844409000	Ceramic products & mixtures containingisotop or compound,radio	403	7 650	240 123	2 865 042
2845100000	Heavy water (deuterium oxide)	0	4	0	1 369
2845900000	Other isotops other than thoseheading 28.44	0	6 078	0	18 092
2846100000	Cerium compounds	4 690	26 905	67 297	441 256
2846900000	Other compounds, inorganic or organic of rare-earth metal	15 020	50 639	111 855	486 770
2847001000	Liquid hydrogen peroxide,whether or notsolidified with urea	1 725 667	11 514 322	806 933	5 231 457
2847009000	Other hydrogen peroxide, whether or notsolidified with urea othe	44 220	351 568	34 113	203 643
2848000000	Phosphides, whether or not chemicallydefined excluding ferropho:	0	65 844	0	343 668
2849100000	Carbides, whether or not chemicallydefined of calcium	824 896	6 041 374	547 352	3 964 108
2849200000	Carbides, whether or not chemicallydefined of silicon	193 743	691 224	373 003	1 360 182
2849900000	Carbides, whether or not chemicallydefined of other material	79 033	659 356	196 974	1 868 640
2850000000	Hydrides, nitrides, azides, silicides and borides, oth then compoun	96	1 417	5 934	47 897
2852101000	Mercury sulphate whether chemicallydefined	14	144	3 268	28 313
2852109000	Inorganic or organic compoundsof mercury chemically defined	26	484	15 968	108 836
2852901000	Mercury tannates, not chemically defined	48	3 824	602	125 526
2852909000	Inorganic or organic compoundsof mercury not chemically defined	918	15 217	39 478	176 885
2853000000	Other inorganic componds(incl distil/ conductivity water of simi	259	3 897	3 199	47 560
2901100000	Saturated acyclic hydrocarbons.	540 044	5 213 587	794 720	8 844 637
2901210000	Ethylene	86 845 472	381 950 501	112 145 547	511 359 547
2901220000	Propene (propylene)	17 240 813	115 596 801	22 698 987	151 701 649

I.3. IMPOR M ENURUT KOM ODITI / IM PORT BY HS COM M ODITY  
 \*\*\* JULI/ JULY 2013 \*\*\*

HS	Uraian Komoditi Commodity Description	Berat Bersih / Net Weight (Kg)		Nilai / Value C.I.F (US\$)	
		Bulan ini Current Month	Kumulatif Cum.Jan. to date	Bulan ini Current Month	Kumulatif Cum.Jan. to date
2901230000	Butene (butylene) and isomers thereof	1 255 765	17 599 635	1 646 704	25 160 295
2901240000	Buta-1, 3-diene and isoprene	3 458 045	30 676 472	4 616 533	49 772 185
2901291000	Acetylene	23 142	109 617	23 075	117 994
2901299010	Linier alpha olefin	28	5 070 787	1 318	7 352 816
2901299090	Other acyclic hydrocarbons	1 993	51 506	44 104	367 403
2902110000	Cyclohexane	49 156	264 628	81 038	490 506
2902190000	Other cyclanes	283 012	1 675 044	596 116	3 828 172
2902200000	Benzene	20 841 267	117 376 328	26 635 807	159 284 836
2902300000	Toluene	2 341 423	78 753 936	2 679 369	103 921 032
2902410000	O-xylene	1 063	16 596 232	9 496	26 030 710
2902420000	M-xylene	0	19	0	757
2902430000	P-xylene	60 543 054	385 623 518	86 525 691	594 214 263
2902440000	Mixed xylene isomers	3 071 282	24 258 064	3 636 352	30 799 796
2902500000	Styrene	488 066	3 312 478	873 031	5 885 835
2902600000	Ethylbenzene	0	4	0	56
2902700000	Cumene	0	1 933 742	0	3 413 756
2902901000	Dodecylbenzene	276 980	736 756	608 492	1 611 861
2902902000	Alkylbenzenes	23 049	61 760	37 801	95 605
2902909000	Other cyclic hydrocarbons.	775 622	4 726 121	1 489 448	8 923 663
2903111000	Methyl chloride	38 666	344 309	32 084	884 537
2903119000	Ethyl chloride	1	6 311	21	19 150
2903120000	Dichloromethane (methylene chloride)	753 891	7 292 012	448 087	4 208 438
2903130000	Chloroform (trichloromethane)	2 837	23 638	24 599	164 062
2903150000	Ethylene dichloride (ISO)1,2-dichloroethane	9	586	109	9 096
2903191000	1,2-dichloroethane (ethylene dichloride) and dichlorobutates	0	19 600	0	23 912
2903199000	Other Saturated chlorinated derivatives of acyclic hydrocarbons	115 007	1 341 341	114 330	1 810 998
2903210000	Vinyl chloride (chloroethylene)	12 005 313	78 121 707	10 204 623	69 904 098
2903220000	Trichloroethylene	214 351	946 272	227 761	1 044 785
2903230000	Tetrachloroethylene (perchloroethylene)	61 066	728 135	74 654	1 072 069
2903290000	Other unsaturated chlorinated derivatives of acyclic hydrocarbons	50 173	303 899	189 174	1 355 889
2903310000	Ethylene dibromide (iso)1,2-dibromoethane	0	79 952	0	248 464
2903391000	Methyl bromide	32 000	182 298	215 200	1 216 898
2903399000	Oth fluorinated, brominated/iodinated derivative of acyclic hydroc	102 556	661 144	511 780	2 189 132
2903710000	Chlorodifluoromethane	613 308	2 107 399	1 383 493	4 277 319
2903720000	Diclorotrifluoroethanes	0	74 137	0	510 217
2903730000	Diclorofluoroethanes	181 569	805 455	371 768	1 727 990
2903740000	Chlorodifluoroethanes	68 918	295 669	268 345	1 185 617
2903750000	Dicloropentafluoropropanes	5 480	22 352	143 031	573 093
2903780000	Other perhalogenated derivatives	1 429	32 586	2 028	38 786
2903790000	Oth halogenated derivatives of acyclic hydrocarbons cont. two/ mc	0	123 540	0	315 123
2903810000	1, 2, 3, 4, 5, 6-hexachlorocyclohexane(HCH (ISO)), incl. lindane (ISC	0	625	0	50 000
2903890000	Other halogenated derivatives of cyclanic cyclenic/ cycloterpenic h	0	23 017	0	110 910
2903910000	Chlorobenzene, o-dichlorobenzene and p-dichlorobenzene	502 026	2 636 480	837 211	4 385 553
2903990000	Oth halogenated derivatives of aromatic hydrocarbons	36 000	375 184	52 380	670 074
2904100000	Derivatives containing only sulphogroups their salts and ethyl este	213 563	1 196 670	518 864	3 006 919
2904209000	Oth derivatives containing only nitro or only nitroso groups	1 306	1 649	24 600	27 954
2904900000	Oth sulphonated, nitrated or nitrosated derivatives of hydrocarbon	44 841	316 146	147 396	856 376
2905110000	Methanol (methyl alcohol)	17 416 475	163 169 839	7 366 659	65 106 834
2905120000	Propan-1-ol (propyl alcohol) & propan-2-ol (isopropyl alcohol)	2 378 389	15 919 587	3 140 458	21 850 299
2905130000	Butan-1-ol (n-butyl alcohol)	5 009 070	25 423 481	7 092 966	36 980 680
2905140000	Other butanols	1 573 137	5 332 578	1 876 894	6 920 066
2905160000	Octanol (octyl alcohol) and isomers thereof	3 517 829	26 295 367	5 135 202	43 149 111
2905170000	Dodecan-1-ol (lauryl alcohol), hexadecan-1-ol, and octadecan-1-ol	63 204	391 191	181 508	1 107 651
2905190000	Other saturated monohydric alcohols	701 105	4 560 473	1 090 927	7 445 073
2905220000	Acyclic terpene alcohols	127 289	1 219 741	1 149 429	9 966 239
2905290000	Other unsaturated monohydric alcohols	22 865	120 303	178 270	1 347 124
2905310000	Ethylene glycol (ethanediol)	39 060 155	243 722 564	42 005 684	286 064 955
2905320000	Propylene glycol (propane-1, 2- diol)	3 328 420	22 380 655	5 637 802	37 269 417
2905390000	Other diols	336 721	1 811 366	724 828	5 452 479
2905410000	2-ethyl-2-(hydroxymethyl) propane-1,3-(trimethylolpropane)	19 246	357 940	57 052	871 172
2905420000	Pentaerythritol	516 049	3 324 415	789 854	5 087 599
2905430000	Mannitol	58 328	170 639	282 423	898 674
2905440000	D-glucitol (sorbitol)	165 425	1 998 455	213 389	1 820 033
2905450000	Glycerol	155 567	1 641 990	277 742	1 936 314
2905490000	Other polyhydric alcohols	116 933	717 009	395 367	2 655 212
2905590000	Other halogenated, sulphonated, nitrated derivatives of acyclic alco	3 997	202 120	69 526	755 381
2906110000	Menthol	127 910	680 344	3 443 404	16 035 805
2906120000	Cyclohexanol, methylcyclohexanols and dimethylcyclohexanols	105	4 116	2 638	68 055
2906130000	Sterols and inositols	38 462	147 094	812 852	2 855 118
2906190000	Other cyclanic, cyclenic/ cycloterpenic	25 996	312 549	669 926	5 258 238
2906210000	Benzyl alcohol	36 508	296 749	106 388	796 106

**I.3. IM POR MENURUT KOMODITI / IM PORT BY HS COM M ODITY**  
**\*\*\* JULI/ JULY 2013 \*\*\***

HS	Uraian Komoditi Commodity Description	Berat Bersih / Net Weight (Kg)		Nilai / Value C.I.F (US\$)	
		Bulan ini Current Month	Kumulatif Cum.Jan. to date	Bulan ini Current Month	Kumulatif Cum.Jan. to date
2906290000	Other aromatic	31 747	352 067	138 912	2 128 327
2907110000	Phenol (hydroxybenzene) and its salts	1 700 714	9 680 593	2 739 074	16 041 765
2907120000	Cresols and their salts	77	453 893	2 963	1 429 670
2907130000	Octylphenol, nonylphenol and their isomers, salts thereof	177 713	1 230 510	413 992	2 788 772
2907150000	Naphthols and their salts	13 340	105 607	73 155	416 350
2907190000	Other monophenols	663 270	1 634 275	1 208 415	4 757 179
2907210000	Resorcinol and its salts	66 144	290 807	359 394	1 609 072
2907220000	Hydroquinone (quinol) and its salts	35 575	160 672	235 819	1 502 530
2907230000	4,4-isopropylidenediphenol (bisphenol a, diphenylolpropane) and	50 327	349 767	69 978	719 874
2907291000	Phenol-alcohols	2 379	83 553	24 336	402 056
2907299000	Other polyphenols; phenol-alcohols	34 615	219 979	238 332	1 960 357
2908110000	Pentachlorophenol (ISO)	0	158	0	2 566
2908190000	Oth derivatives containing only halogensubstituents and their salts	16 450	138 584	138 861	1 104 543
2908910000	Dinoseb (ISO) and its salts	39 294	99 429	155 211	400 383
2908920000	4,6-dinitro-o-cresol (DNOC (ISO) and its salts	0	5 125	0	24 812
2908990000	Oth halogenated, sulphonated, nitrated or nitrosated deriv. of phe	4 023	18 742	44 068	275 647
2909110000	Diethyl ether	0	449	0	2 183
2909190000	Oth acyclic ethers and their halogenated, sulphonated, nitrated or	23 285	47 776	83 827	197 404
2909200000	Cyclanic, cyclenic or cycloterpenic ethers & their halogenated, sulph	5 830	128 937	77 841	1 751 101
2909300000	Aromatic ethers & their halogenated, sulphonated, or nitrosated d	147 237	793 188	2 311 505	8 131 118
2909410000	2,2-oxydiethanol (diethylene glycol, digol)	196 205	1 898 084	215 572	2 223 000
2909430000	Monobutyl ethers of ethylene glycol or of diethylene glycol	1 743 249	13 201 502	2 550 728	20 588 161
2909440000	Other monoalkylethers of ethylene glycol or of diethylene glycol	164 374	3 724 286	350 444	6 742 128
2909490000	Other ether-alcohols, their halogenated, sulphonated, nitrated deri	429 911	3 639 381	1 260 540	10 580 126
2909500000	Ether-phenols, ether-alcohol-phenols & their halogenated, nitrated	23 916	127 893	183 047	1 637 922
2909600000	Alcohol peroxides, ether peroxides, ketone peroxides & their halo	135 498	1 027 140	394 915	2 676 738
2910100000	Oxirane (ethylene oxide)	20 402	54 547	73 455	235 868
2910200000	Methyloxirane (propylene oxide)	3 113 379	11 517 940	5 261 775	19 397 868
2910300000	1-chloro-2,3-epoxypropane (epichlorohydrin)	108 057	554 401	279 202	2 194 735
2910400000	Dieldrin (ISO, INN)	0	1	0	26
2910900000	Other epoxides, epoxyalcohols, epoxy phenols & their halogenated	962	43 406	17 374	328 738
2911000000	Acetals & hemiacetals, whether or not with other oxygen function	2 219	136 536	81 556	605 301
2912111000	Formalin	0	41 605	0	20 201
2912119000	Other methanal (formaldehyde)	0	971	0	20 433
2912120000	Ethanal (acetaldehyde)	368	6 516	18 506	374 046
2912191000	Butanal	25 946	435 074	142 426	1 863 599
2912199000	Other acyclic aldehydes without other oxygen function	324 332	1 296 759	532 635	2 877 658
2912210000	Benzaldehyde	2 280	21 653	10 933	78 925
2912290000	Other cyclic aldehydes without other oxygen function	129 687	898 474	978 685	6 678 263
2912410000	Vanillin (4-hydroxy-3-methoxybenzaldehyde)	51 285	343 105	761 993	4 541 246
2912420000	Ethylvanillin (3-ethoxy-4-hydroxybenzaldehyde)	43 114	160 983	750 229	2 952 302
2912490010	Aldehyde-alcohols	83	42 246	1 686	213 559
2912490090	Other aldehyde-ethers, aldehyde-phenols & aldehydes with other c	4 265	75 886	42 532	849 941
2912500000	Cyclic polymers of aldehydes	2 821	21 184	26 670	185 821
2912600000	Paraformaldehyde	1 149 203	4 101 393	962 318	3 231 939
2913000000	Halogenated, sulphonated, nitrated or nitrosated deriv. of products	1	19 341	28	27 130
2914110000	Acetone	1 045 854	11 066 069	1 148 580	12 611 043
2914120000	Butanone (methyl ethyl ketone)	108 203	18 740 095	147 909	24 756 704
2914130000	4-methylpentan-2-one (methyl isobutylketone)	299 522	1 362 936	524 763	2 510 474
2914190000	Other acyclic ketones without other oxygen function	14 836	60 959	124 324	399 317
2914220000	Cyclohexanone and methylcyclohexanones	332 017	1 727 745	728 244	3 828 020
2914230000	Ionones and methylionones	2 814	109 784	47 558	1 671 603
2914291000	Camphor	87 015	347 053	383 068	1 672 182
2914299000	Other cyclanic, cyclenic or cycloterpenic ketones without oth. o:	96 948	683 383	1 667 445	9 792 446
2914390000	Other aromatic ketones without other oxygen function	80 528	245 425	275 204	1 213 394
2914400000	Ketone-alcohols and ketone-aldehydes	16 947	306 333	286 784	2 199 438
2914500000	Ketone-phenols & ketones without other oxygen function	18 500	183 747	271 152	3 152 121
2914610000	Anthraquinone	0	7	0	202
2914690000	Other quinones	1 964	18 840	115 230	341 997
2914700000	Halogenated, sulphonated, nitrated or nitrosated derivatives	4 609	35 918	56 288	395 611
2915110000	Formic acid	375 923	1 738 111	369 964	1 645 284
2915120000	Salts of formic acid	183	790 069	670	522 486
2915130000	Esters of formic acid	836	131 666	8 613	551 564
2915210000	Acetic acid	9 606 866	60 216 251	4 637 990	28 342 242
2915240000	Acetic anhydride	0	94 283	0	157 757
2915291000	Sodium acetate; cobalt acetates	73 440	535 957	67 360	742 695
2915299000	Other acetic acid and its salts	378 651	1 989 595	1 202 148	5 807 243
2915310000	Ethyl acetate	5 272 950	16 193 956	4 999 239	15 742 973
2915320000	Vinyl acetate	6 322 125	29 894 644	6 023 008	29 485 833
2915330000	n-butyl acetate	60 700	3 982 161	104 354	5 311 708
2915360000	Dinoseb (iso) acetate	0	392	0	3 269

**I.3. IM POR M ENURUT KOM ODITI / IM PORT BY HS COM M ODITY  
 \*\*\* JULI/ JULY 2013 \*\*\***

HS	Uraian Komoditi Commodity Description	Berat Bersih / Net Weight (Kg)		Nilai / Value C.I.F (US\$)	
		Bulan ini Current Month	Kumulatif Cum.Jan. to date	Bulan ini Current Month	Kumulatif Cum.Jan. to date
2915391000	Isobutyl acetate	8 694	152 422	42 908	603 384
2915392000	2-Ethoxyethyl acetate	0	7	0	173
2915399000	Other esters of acetic acid	800 931	7 239 989	1 893 056	17 096 756
2915400000	Mono-, di- or trichloroacetic acids,their salts and esters	266 046	2 260 505	266 355	2 201 105
2915500000	Propionic acids, its salts and esters	292 281	2 196 843	645 411	5 194 417
2915600000	Butanoic acids, pentanoic acids, theirsalts and esters	348 609	2 573 804	950 103	6 632 358
2915701000	Palmitic acid, its salts and esters	294 637	1 314 926	461 008	2 625 576
2915702000	Stearic acid	112 149	682 366	224 226	1 359 659
2915703000	Salts and esters of stearic acid	629 527	4 113 743	1 302 252	8 131 372
2915901000	Acetyl chloride	18 412	219 590	50 142	628 803
2915902000	Lauric acid, myristic acid, their saltsand esters	542 342	3 868 496	922 280	7 670 055
2915909000	Oth saturated acyclic monocarboxylicacid and their anhydrides, ha	277 788	1 902 674	1 000 281	7 476 156
2916110000	Acrylic acid and its salts	831 374	5 246 021	1 620 002	10 286 057
2916120000	Esters of acrylic acid	4 064 023	17 938 363	7 841 780	34 759 346
2916130000	Methacrylic acid and its salts	71 121	683 379	186 980	1 854 444
2916141000	Methyl methacrylate	4 259 531	25 912 927	8 426 244	54 089 083
2916149000	Other esters of methacrylic acid	192 254	1 741 900	611 132	6 221 960
2916150000	Oleic,linoleic or linolenic acids,theirsalts and esters	102 407	929 029	228 852	1 929 011
2916190000	Oth unsaturated acyclic monocarboxylicacids, their anhydrides,hal	193 223	1 200 975	1 093 876	6 497 457
2916200000	Cyclanic/ cycloterpenic, monocarbo acids, their anhyd,halid,peroxy	52 546	384 805	3 214 720	16 276 000
2916310000	Benzoic acid, its salts and esters	701 343	3 994 735	1 410 367	7 976 372
2916320000	Benzoyl peroxide and benzoyl chloride	69 707	512 929	161 310	1 016 054
2916340000	Phenylacetic acid and its salt	0	367	0	8 237
2916391000	2,4-dichlorophenyl acetic acid & itssalts and esters	73 087	931 776	235 900	2 910 197
2916392000	Esters of phenylacetic acid	51	2 659	943	81 455
2916399000	Oth aromatic monocarboxylic acids,theiranhyd,halide&peroxi,per	38 128	480 481	454 322	3 981 753
2917110000	Oxalic acid, its salts and esters	161 298	771 451	165 826	804 947
2917121000	Dioctyl adipata, ita salts and esters	410 935	2 049 949	749 937	4 027 391
2917129000	Oth adipic acid, its salts and esters,oth than dioctyl adipata	48 800	372 759	134 875	887 123
2917130000	Azelaic acid, sebacic acid, their saltsand esters	33 379	236 390	115 695	926 399
2917140000	Maleic anhydride	111 672	1 945 346	196 464	3 656 550
2917190000	Other acyclic polycarboxylic acids,their anhyd,halid,peroxid&perox	145 264	1 037 379	517 418	3 052 208
2917200000	Cyclanic, cyclenic or cycloterpenic polycarboxylic acids, their anhyd	90 902	782 466	221 042	1 862 550
2917320000	Dioctyl orthophthalates	677 441	4 072 853	1 100 259	6 788 678
2917330000	Dinonyl or didecyl orthophthalates	117 948	804 173	239 960	1 888 592
2917341000	Dybutyl orthophthalatas	76 799	421 673	157 541	877 007
2917349000	Other esters of orthophthalic acid	81 240	905 705	211 924	2 195 003
2917350000	Phthalic anhydride	4 489 016	23 416 382	6 295 996	34 594 036
2917360000	Terephthalic acid and its salts	3 235 995	61 809 745	3 447 331	72 104 058
2917370000	Dimethyl terephthalate	74 000	190 004	105 800	287 003
2917391000	Triocetyltrimellitate	99 138	1 124 915	276 491	2 437 332
2917392000	Oth phthalic compound of kind used asplasticisers&ester of phthalic	46 150	613 358	93 718	1 241 374
2917399000	Oth aromatic polycarboxylic acids, their anhydrides, halides & perc	755 027	4 411 952	1 473 757	8 772 126
2918110000	Lactic acid, its salts and esters	346 242	2 074 099	758 076	4 600 148
2918120000	Tartaric acid	14 713	234 444	57 560	720 863
2918130000	Salts and esters of tartaric acid	49 537	326 168	109 544	879 218
2918140000	Citric acid	2 462 769	23 433 157	2 682 289	21 882 201
2918151000	Calcium citrata	151 913	1 131 231	233 591	1 836 789
2918159000	Other salts and esters of citric acid	803 379	5 072 137	1 001 825	6 747 795
2918160000	Gluconic acid, its salts and esters	662 558	4 304 687	575 042	3 775 137
2918190000	Oth carboxylic acids w/ alcohol func butw/o oth oxygen func, their	134 869	1 030 601	324 000	2 467 614
2918210000	Salicylic acid and its salts	81 162	379 815	235 329	1 172 487
2918220000	O-acetylsalicylic acid,its salts andesters	17 000	212 833	61 778	830 741
2918230000	Oth ester of salicylic acid and theirsalts	331 815	1 500 635	962 633	4 808 011
2918291000	Alkyl sulphonic ester of phenol	10 902	14 504	26 001	94 407
2918299000	Oth carboxylic acids w/ phenol func butw/o oxygen func,their anhy	70 316	494 063	595 683	3 458 515
2918300000	Carboxylic acids w/ aldehyde/ketone func but w/o oxygen func & i	96 368	611 817	1 349 595	10 865 491
2918910000	2,4,5-t(ISO) (2,4,5-trichlorophenoxyacatic acid), its salt & esters	30 667	241 935	26 400	442 280
2918990000	Oth carboxylic acid w/ oxygen func&halid,anhyd,peroxid,peroxyac	102 231	615 184	610 174	4 038 632
2919100000	Tris(2,3-dibromopropyl) phosphate	16 000	116 280	87 040	447 060
2919900000	Oth phosphoric ester & their salts inclactophosphates,their haloge	31 654	345 522	114 454	1 264 437
2920110000	Parathion (ISO) & parathion-methyl (ISO) (metylparathion)	7 166	45 952	49 806	450 159
2920190000	Oth thlophosphoric esters and theirsalts,their halogeneted,nitrate	95 216	346 327	144 997	753 095
2920901000	Dimethyl sulphate (dms)	20 219	238 280	14 549	401 789
2920909000	Oth esters of oth inorganic acids of nonmetal&their salts,than dim	37 125	124 909	60 379	288 469
2921110000	Methylamine, di- or trimethylamine andtheir salts	163 782	1 118 962	264 633	2 222 199
2921190000	Oth acyclic monoamines & their derivative,salts thereof	1 226 372	6 327 765	3 385 234	16 649 687
2921210000	Ethylenediamine and its salts	449 684	1 754 234	1 042 532	3 934 110
2921220000	Hexamethylenediamine and its salts	20 640	122 533	93 031	686 053
2921290000	Oth acyclic polyamines & their derivative; salt thereof	408 441	2 452 053	1 067 043	7 717 688
2921300000	Cyclanic, cyclenic / cycloterpenic mono/polyamines&their derivativ	810 096	4 716 021	1 744 651	9 897 870

**I.3. IM POR MENURUT KOMODITI / IM PORT BY HS COMMODITY**  
**\*\*\* JULI/ JULY 2013 \*\*\***

HS	Uraian Komoditi Commodity Description	Berat Bersih / Net Weight (Kg)		Nilai / Value C.I.F (US\$)	
		Bulan ini Current Month	Kumulatif Cum.Jan. to date	Bulan ini Current Month	Kumulatif Cum.Jan. to date
2921410000	Aniline and its salts	120 006	790 297	329 684	2 439 797
2921420000	Aniline derivatives and their salts	231 985	1 333 478	898 000	4 564 279
2921430000	Toluidines & their derivatives; saltsthereof	3	10 811	91	100 528
2921440000	Diphenylamine & its derivatives; saltsthereof	8 407	108 565	26 969	496 669
2921450000	1-naphthylamine ( _-naphthylamine),2-naphthylamine (?-naphthyl;	62 078	374 270	233 590	2 106 622
2921460000	Amfetamine(INN), benzfetamine(INN),dexamfetamine(INN),etilam	0	2	0	108
2921490000	Oth aromatic monoamines & their derivate; salts thereof	5 084	26 560	104 733	420 513
2921510000	O-,m-,p-phenylenediam, diaminotoluenes& their derivatives; salts	254 785	2 124 061	829 067	6 860 142
2921590000	Oth aromatic polyamines & their derivate; salts thereof	231 773	2 319 047	2 005 136	13 520 609
2922110000	Monoethanolamina and its salts	149 420	773 315	240 668	1 649 251
2922120000	Diethanolamine and its salts	254 059	1 280 690	368 511	1 868 433
2922130000	Triethanolamine and its salts	247 062	1 402 507	418 757	2 611 076
2922191000	Ethambutol & its salts, esters&oth derivesuitable for produc of anti	176	76 306	8 064	1 330 867
2922192000	D-2-amino-n-butyl-alcohol	40 694	254 794	102 530	625 245
2922199000	Oth amino-alcohols,cont one kind of oxygfunc, their athers&ester;	44 206	497 203	1 355 905	9 012 046
2922210000	Amino hydroxynaphthalene sulphonic acids and their salts	232 159	1 361 308	842 054	4 424 566
2922290000	Oth amino naphthols&oth amino phenol cont one kind of oxygen fu	28 260	221 939	263 930	1 699 255
2922310000	Amfepramone (INN), methadone (INN) & normethadone (INN); sal	0	1	0	69
2922390000	Oth amino aldehydes, amino ketones&aminoquinones cont one ki	13 617	33 569	133 879	510 073
2922410000	Lysine and its esters; salts thereof	1 554 209	6 335 990	2 646 281	11 994 973
2922421000	Glutamic acid	506 035	7 106 031	784 127	9 900 208
2922422000	Monosodium glutamate (MSG)	2 823 316	15 238 481	2 726 460	16 041 002
2922429000	Oth salt of glutamic acid	4 224	39 312	28 343	221 309
2922491000	Mephenamic acid and its salts	92 050	477 117	1 175 833	5 233 250
2922499000	Oth amino acids, cont one kind of oxygenfunc & their esters; salt t	359 773	2 199 156	1 542 659	14 376 478
2922501000	P-aminosalicylic acid & its salts,esterand other derivatives	7 459	398 206	87 418	1 009 341
2922509000	Oth amino-alcohol/ amino-acid-phenols&othamino compound w/ i	462 146	1 535 085	1 293 517	5 516 597
2923100000	Choline and its salts	1 166 900	6 135 554	1 468 160	7 973 311
2923201000	Lecithins, whether or not chemicallydefined	1 957 314	7 351 948	2 491 929	9 251 259
2923209000	Phosphoaminolipids, whether or notchemically defined	23 063	219 935	99 929	718 258
2923900000	Oth quarternary ammonium salts andhydroxides whether/ not che	678 574	5 776 019	1 245 258	11 948 480
2924120010	Monocrotophos (ISO)	0	3 780	0	39 510
2924120090	Fluoroacetamide (ISO) & phosphamidon(ISO)	927	15 155	9 486	77 185
2924190000	Oth acyclic amides (incl acyclic carbamates) & their derivatives; sal	297 381	2 022 949	543 188	5 936 814
2924211000	4-ethoxyphenylurea (dulcin)	0	1 550	0	106 667
2924212000	Diuron and monouron	0	89 493	0	503 817
2924219000	Oth ureines & their derivatives; saltsthereof	34 142	315 088	276 897	1 601 761
2924291000	Aspartame	145 934	817 906	1 943 081	12 443 662
2924292000	Butylphenylmethyl carbamate, methylisopropyl phenyl carbamate	47 599	537 480	200 234	2 081 557
2924299010	Asetaminophen(paracetamol);salicylamide; ethoxybenzamide	578 762	4 350 948	2 208 085	16 757 241
2924299090	Oth cyclic amides(incl cyclic carbamate) and their derivatives; salts	252 418	1 361 715	2 792 452	14 711 852
2925110000	Saccharin and its salts	61 022	291 570	354 000	1 726 559
2925190000	Oth imides & their derivatives; saltsthereof	27 581	139 301	192 526	693 436
2925290000	Oth imines and their derivatives; andsalts thereof	17 505	219 170	124 453	1 959 310
2926100000	Acrylonitrile	495 743	4 045 213	894 503	7 769 668
2926200000	1-cyanoguanidine (dicyandiamide)	21 500	235 258	99 500	1 352 642
2926900000	Other nitrile-function compounds	174 343	868 597	3 743 429	19 753 740
2927001000	Azodicarbonamide	160 818	1 655 845	393 544	3 850 113
2927009000	Oth diazo-, azo- or azoxy-compounds	190 229	2 978 237	531 263	7 818 492
2928001000	Linuron	0	20 648	0	121 088
2928009000	Oth organic derivatives of hidrazine orof hydroxylamine	93 987	602 937	449 430	2 593 912
2929101000	Diphenylmethena dilsocyanata (MDI)	1 944 783	11 994 718	4 505 224	29 519 440
2929102000	Toluene dilsocyanate	3 915 560	23 999 186	9 215 365	57 557 911
2929109000	Oth isocyanates	280 864	2 463 780	397 663	4 192 033
2929901000	Sodium cyclamate	19 000	57 000	39 615	118 275
2929909000	Oth compounds with other nitrogen funct	4 534	21 093	33 978	110 884
2930200000	Thiocarbamates and dithiocarbamates	470 396	2 210 698	1 743 334	8 801 620
2930300000	Thiuram mono-, di- or tetrasulphides	35 560	143 732	97 197	441 637
2930400000	Methionine	3 462 140	15 431 694	12 217 819	56 898 394
2930901000	Dithocarbonates	72 002	599 594	396 278	2 644 120
2930909000	Oth organo-sulphur compounds	997 663	6 274 315	3 880 384	25 233 284
2931101000	Tetramethyl lead	0	22 960	0	58 637
2931102000	Tetraethyl lead	0	4 000	0	15 400
2931200000	Tributyltin compounds	13 500	25 255	12 690	25 245
2931902000	N-(phosphonomethyl) glycine and saltsthereof	3 180 580	11 527 066	16 236 238	55 101 178
2931903000	Ehephone	22 462	310 934	99 739	1 747 390
2931904100	Organo-arsenic compounds in liquid form	18 640	443 386	26 660	802 775
2931904900	Organo-arsenic compounds not liquid form	101 179	605 945	434 610	3 006 931
2931909010	Dimethyltin dicloride (DM TDCL)	149 686	1 054 887	943 498	5 313 115
2931909090	Oth of oth organo-inorganic compounds	76 402	744 953	431 779	3 540 881
2932110000	Tetrahydrofuran	29 216	248 292	101 593	863 968

**I.3. IMPOR M ENURUT KOM ODITI / IM PORT BY HS COM M ODITY**  
**\*\*\* JULI / JULY 2013 \*\*\***

H S	Uraian Komoditi Commodity Description	Berat Bersih / Net Weight (Kg)		Nilai / Value C.I.F (US\$)	
		Bulan ini	Kumulatif	Bulan ini	Kumulatif
		Current Month	Cum.Jan. to date	Current Month	Cum.Jan. to date
2932120000	2-furaldehyde (furfuraldehyde)	220 379	420 919	307 304	668 457
2932130000	Furfuryl alcohol and tetrahydrofurfurylalcohol	83 970	497 399	150 797	842 101
2932190000	Oth comp cont an unfused furan ring(whet/ not hydrogenated) in	15 848	88 571	470 388	3 101 283
2932200010	Coumarin, methylcoumarins andethylcoumarins	7 285	120 985	95 934	1 119 976
2932200090	Other lactones	160 964	813 158	1 035 323	5 374 590
2932930000	Piperonal	14 000	42 259	438 200	1 116 911
2932991000	Carbofuran	150 414	977 027	2 787 621	19 582 829
2932999000	Oth compound contain unfused furan ring(whet/ not hydrogenatec	113 129	1 069 797	1 628 717	16 701 102
2933111000	Dipyrone (analgin)	72 400	387 555	1 123 181	4 244 316
2933119000	Oth phenazone (antipyryn) and its derive	29 129	147 630	776 978	2 889 176
2933190000	Oth compound contain an unfused pyrazole ring (whet/ not hydrog	52 337	257 344	2 783 519	12 180 627
2933210000	Hydantoin and its derivatives	54 026	474 258	108 059	926 046
2933291000	Cimetidine	1 726	23 529	63 100	748 996
2933299000	Oth compounds cont an unfused imidazolering (whet/ not hydrohe	111 764	322 531	1 956 840	7 631 862
2933310000	Pyridine and its salts	88 946	716 052	375 403	3 615 028
2933330000	Alfentanil (INN), anileridine (INN), bezitramide(INN),bromazepam(	4	7	3 540	5 472
2933391000	Chlorpheniramine and isoniazid	27 665	258 786	319 533	3 115 041
2933393000	Paraquat salts	2 246 916	12 533 458	7 179 207	37 462 324
2933399000	Oth compound cont unfused pyridine ring(whet/ not hydrogenatec	389 670	2 713 282	4 519 570	34 934 699
2933410000	Levorphanol (INN) and its salts	0	1	0	301
2933490000	Oth comp cont in struc a quinoline/isoquinoline ring-syst(whet/ no	24 722	323 070	611 288	5 883 502
2933520000	Malonylurea (barbituric acid) and itsalts	1	65	72	16 551
2933530000	Allobarbital(INN),amoberital(INN), barbital(INN),butalbital,butob:	0	9 001	0	2 661
2933540000	Other derivative of malonylurea (barbituric acid), salts thereof	391	661	2 357	142 212
2933591000	Diazinon	16 000	65 522	82 080	389 861
2933599000	Oth comp cont pyrimidine ring (whet/ nothydrogenated)/piperazin	54 098	622 434	2 422 046	16 984 218
2933610000	Melamine	1 981 920	13 856 480	2 674 305	18 992 838
2933690000	Oth comp cont unfused triazine ring(whet/ not hydrogenated) in st	978 032	6 174 575	1 737 446	11 205 018
2933710000	6-hexanelactam (epsilon-caprolactam)	4 516 464	24 550 693	10 657 088	59 544 481
2933720000	Clobazam (INN) and methyprylon (INN)	0	2 424	0	362 375
2933790000	Oth lactams oth than 6-hexanelactam &clobazam & methyprylon	29 716	609 177	290 801	4 607 152
2933910000	Alprazolam(INN), camazepam,chlordiazepoxide(INN), clonazepam,	192	1 133	205 077	735 210
2933991000	Mebendazole or parbendazole	4 866	46 988	273 465	1 512 726
2933999000	Oth heterocyclic compounds with nitrogenhetero-atom(s) only	231 409	965 751	1 656 531	15 662 412
2934100000	Compounds contain unfused thiazole ring(weth/ not hydrogenated	12 230	68 594	214 057	2 109 505
2934200000	Compound containing in structure a benzothiazole ring-system, no	147 052	1 057 877	514 448	3 873 354
2934300000	Compound containing in structure a phenothiazine ring-system, no	24 188	117 004	154 900	1 407 859
2934910000	Aminorex(INN), brotizolam(INN), clotiazepam,cloxazolam,pemolin	5	8 006	3 650	34 894
2934991000	Nucleic acid and its salts	55 841	426 662	342 174	2 939 966
2934992000	Sultones, sultams, diltiazem	1 965	29 591	757 146	3 416 866
2934994000	3-azido-3- deoxthymidine	0	34 001	0	178 465
2934995000	Oxadiazon, with a minimum purity of 94%	0	1 001	0	1 955
2934999000	Other nucleic acids&their salts,whet/ not chemically define;oth het	214 543	1 651 546	4 388 102	36 982 111
2935000000	Sulphonamides.	319 727	1 279 922	3 205 446	19 046 517
2936210000	Vitamins A & their derivatives	39 553	249 881	1 035 306	6 460 599
2936220000	Vitamins B1 & its derivatives	30 615	223 604	732 996	5 148 619
2936230000	Vitamin B2 & its derivatives	7 370	127 041	318 503	4 002 515
2936240000	D-or dl-pantothenic acid (vit B3 orvit B5) & its derivatives	81 302	452 302	786 193	4 506 564
2936250000	Vitamin B6 & its derivatives	38 888	203 694	755 014	4 070 183
2936260000	Vitamin B12 & its derivatives	3 558	51 644	685 726	3 307 978
2936270000	Vitamin C & its derivatives	222 922	2 460 808	1 311 604	15 065 977
2936280000	Vitamin E & its derivatives	198 255	826 556	3 980 333	16 068 241
2936290000	Oth vitamins & their derivatives	130 425	1 054 885	1 601 018	10 168 822
2936900000	Provitamin, incl natural concentrates,&its derivative for vit, interm	416 992	2 059 580	3 449 785	16 184 730
2937190000	Oth polypeptide/ protein/ glycoprotein,hormones,its derivative&stu	3	924	628	219 923
2937210000	Cortisone,hydrocortisone, prednisone&prednisolone (dehydrohyd	1 119	5 454	983 340	4 683 270
2937220000	Halogenated derivatives of corticosteroidal hormones	475	3 310	1 114 738	12 209 846
2937230000	Oestrogens & progestogens	1 258	10 092	929 880	8 238 414
2937290000	Oth steroidal hormone, their derivative&structural analogues	2 669	4 448	1 444 272	4 410 198
2937500000	Prostaglandins,thromboxanes&leukotrienes ,their derivatives & st	19	44	759	43 158
2937901000	Hormones of oxygen-function amino-compounds	23 000	92 003	300 500	1 099 962
2937909000	Oth hormone, its derivative & structural analogues	1 083	4 436	316 134	1 366 658
2938100000	Rutoside (rutin) & its derivatives	629	3 233	66 462	211 764
2938900000	Oth glycoside, natural/ reprodc by synths& their salts,ethers,esters	12 388	56 983	377 179	2 588 809
2939111000	Concentrates of poppy straw and saltsthereof	0	1 300	0	623 411
2939119000	Buprenorphine,codein,ethylmorphin,etorpine,heroin,morphine,ox	0	2	0	643
2939190000	Oth alkaloids of opium & their derivates; salts thereof	0	3 966	0	659 260
2939209000	Oth alkaloid of cinchona and heir derivatives; salts thereof, oth thz	4	80	203	11 382
2939300000	Caffeine & its salts	19 448	376 668	181 780	3 417 121
2939410000	Ephedrine & its salts	937	9 037	54 000	520 386
2939420000	Pseudoephedrine (INN) & its salts	2 278	30 681	159 230	1 713 585



**I.3. IMPOR M ENURUT KOM ODITI / IM PORT BY HS COM M ODITY**  
**\*\*\* JULI/ JULY 2013 \*\*\***

HS	Uraian Komoditi Commodity Description	Berat Bersih / Net Weight (Kg)		Nilai / Value C.I.F (US\$)	
		Bulan ini Current Month	Kumulatif Cum.Jan. to date	Bulan ini Current Month	Kumulatif Cum.Jan. to date
3004905200	Analgesics,antipyretics & oth med contchlorphenimamine maleate	10	20	9 849	11 205
3004905400	Analgesics,antipyretics & oth med contpiroxicam (INN) or ibuprofe	8 000	17 000	81 250	172 150
3004905500	Oth analgesic,antipyretic&oth cough/coldmedicament, in liniment	0	1 082	0	58 756
3004905990	Oth analgesics,antipyretics & oth cough/ cold medicmn, whet/not	1 992	38 898	406 748	1 926 173
3004906100	Antimalarials cont artemisinin, artesunate or chloroquine	716	3 767	130 850	298 650
3004906900	Oth antimalarials oth than use forherbal medicaments	0	1 344	0	41 134
3004907100	Antihelmintic containing piperazine ormebendazole (INN)	2 300	3 832	12 695	26 410
3004907900	Other antihelmintic oth than use forherbal medicaments	0	2 365	0	148 387
3004908100	Oth med for cancer,HIV/AIDS/oth intractable disease cont deferox	517	5 136	94 404	756 306
3004908200	Anti HIV/AIDS medicaments	551	1 891	102 848	378 546
3004908900	Oth medicaments for other intractablediseases oth than HIV/AIDS	3 142	1 524 013	1 721 237	17 826 270
3004909100	Oth medicam cont sodium chloride/ glucose, for infusion	353 532	3 630 208	1 216 472	5 401 469
3004909200	Oth medicam cont sorbitol/ salbutamol for infusion	11 518	31 935	247 395	1 056 017
3004909400	Oth medicam cont cimetidine/ ranitidine,oth than for injection/infu	5 717	31 511	907 425	4 658 409
3004909800	Other medicament for herbal medicaments, for retail sale	131 258	865 323	390 721	2 124 731
3004909900	Other medicaments oth than herbal medicaments, for retail sale	1 084 127	6 155 892	26 479 492	146 298 675
3005101000	Adhesive dressing&oth articles w/ adhesive layer,impregnate/coat	0	5 875	0	134 585
3005109000	Adhesive dressing&oth articles w/ adhesive layer than impreg/coa	14 586	63 425	201 609	629 050
3005901000	Bandages,impregnated/coated w/ pharmacysubst,for retail for me	43 893	162 285	544 473	2 278 277
3005902000	Gauze, impregnated/coated w/ pharmacysubst,for retail for medic	15 990	70 015	402 954	1 340 468
3005909000	Wadding&similar articles,impregnated/coate w/pharmacy subst,fc	21 129	162 520	1 007 485	4 135 589
3006101000	Sterile absorbable surgical/ dental yarn; sterile surgical/ dental adhs	2 093	23 492	548 492	2 862 427
3006109000	Sterile surgical catgut,sterile adhesive tissue for surgicl wound clos	5 503	24 837	1 108 882	4 622 688
3006200000	Blood-grouping reagents	549	5 851	106 054	1 202 259
3006302000	Reagents of microbial origin of kindsuitabel for veterinary biologic	32	5 590	7 436	139 025
3006303000	Oth microbial diagnostic reagents	188	725	12 957	85 704
3006309000	Oth opacifying prep for x-ray exam;othdiagnostic reagents designe	5 442	51 568	410 446	2 716 042
3006401000	Dental cements & oth dental fillings	1 497	7 303	86 991	556 035
3006500000	First-aid boxes & kits	89	3 010	4 101	42 449
3006600000	Chemical contraceptive prep based on hormones/ on product heac	55	9 608	8 866	551 245
3006700000	Gel prep designe used in human/vet med as lubricant for parts o	9 983	34 649	854 391	3 138 670
3006910000	Appliances identifiable for ostomy use	0	518	0	175 618
3006929000	Waste pharmaceuticals of medic oth thanfor treatment of cancer,	70	83	5 173	7 045
3101001100	Supplement fertilizers in liquid form,not chemical treat-of solely vt	0	137 604	0	214 129
3101001200	Supplement fertilisers in liquid form,chemical intreated of solely vt	0	191 900	0	62 804
3101001900	Oth supplement fertilisers chem/ not chem treated oth than liquid	173 000	1 463 454	112 859	1 467 711
3101009100	Supllment fertilisers, in liquid form, not chemically treated of ani	50	5 082	382	18 432
3101009200	Supplements fertilisers of animal origin(oth than guano), chemical	0	2 265	0	2 802
3101009900	Oth animal/ vegetable fertilisers,mixing/ chemical treat of animal/v	14 000	80 256	56 720	395 971
3102100000	Urea, whether/ not in aqueous solution	536 000	6 567 325	197 540	2 765 399
3102210000	Ammonium sulphate	65 064 500	393 081 180	12 380 609	83 808 364
3102290000	Double salts & mix of ammonium sulphate& ammonium nitrate	380 966	984 839	162 782	670 466
3102300000	Ammonium nitrate, whether/ not in aqueous solutions	24 298 029	143 999 465	13 935 492	82 875 218
3102400000	Mixture of ammonium nitrate with calcium carbonate/oth inorgan	263	611 915	3 870	244 655
3102500000	Sodium nitrate	1 048 000	4 351 559	482 657	2 146 151
3102600000	Double salts & mixtures of calciumnitrate & ammonium nitrate	1 853 840	7 659 059	706 119	2 897 583
3102900000	Oth mineral/ chem fertilisers,nitrogenous,incl mixt not specified in	0	328 585	0	234 114
3103109000	Superphosphates not feed grade	70 373 000	173 056 538	22 374 199	57 098 400
3103909000	Other mineral or chemical fertilisers,phosphatic, oth than superph	60 661 157	444 122 998	6 784 858	60 632 620
3104200000	Potassium chloride	407 503 235	1 649 448 921	173 405 487	726 627 655
3104300000	Potassium sulphate	184 029	943 048	133 077	678 966
3104900000	Other mineral/ chemical fertilisers,potassic,oth than potassium chl	4 068 953	27 524 959	2 657 192	13 705 491
3105101000	Superphosphates & calcined phosphaticfertiliser in tablet/sim for	3	3	568	568
3105102000	Min/chem fert cont 2/3 of nitrogen,phosphorus&potassium,in tab	77 223	147 788	95 952	253 952
3105109000	Oth min/chem fert cont 2/3 of nitrogen,phosp&potass,in tabs/sim	2 497	12 742	42 761	116 658
3105200000	Mineral/chemical fertiliser contan 3 elements nitrogen,phosphoru	21 419 419	125 760 831	12 260 822	72 433 287
3105300000	Diammonium hydrogenorthophosphate(diammonium phosphate)	23 770 250	48 978 112	12 184 210	25 986 229
3105400000	Ammonium dihydrogenorthophosphate (monoammon phosph)&n	34 000	5 248 668	43 423	3 011 593
3105510000	Oth mineral/ chemical fertilisers contain nitrates & phosphates	5 826 402	9 328 698	2 117 551	3 441 785
3105590000	Oth mineral/ chemical fertilisers contain nitrogen&fosfor, than nitr	1 467 789	19 611 281	1 089 774	10 050 081
3105600000	Mineral/chemical fertilisers contain 2fertilising element phosphori	0	123 762	0	173 877
3105900000	Oth mineral/chemical fertiliser cont 2/3elements nitrogen,phosph	20 536 530	27 180 881	8 905 760	12 021 181
3201100000	Quebracho extract	38 407	113 574	78 597	231 230
3201200000	Wattle extract	72 500	284 857	117 438	448 965
3201901000	Gambier	0	1 006	0	3 572
3201909000	Oth tanning extract of vegetable origin;tannine & their salts,esters	4 858	23 613	34 799	175 216
3202100000	Synthetic organic tanning substances	304 538	1 785 914	500 381	3 438 745
3202900000	Inorganic tanning subst;tanning prep whe/ not cont natura tanning	173 780	2 178 346	262 401	3 148 562
3203001000	Coloring matter of vegetable or animalsuitable for use in food/drir	19 170	112 202	339 788	2 712 423
3203009000	Coloring matter of vegetable/ animal notsuitable for use in food/dr	3 092	41 028	227 867	1 748 636
3204111000	Disperse dyes & preparations based thereon, crude	1 458 678	7 886 556	8 531 302	37 775 868





**I.3. IM POR M ENURUT KOM ODITI / IM PORT BY HS COM M ODITY**  
**\*\*\* JULI / JULY 2013 \*\*\***

HS	Uraian Komoditi Commodity Description	Berat Bersih / Net Weight (Kg)		Nilai / Value C.I.F (US\$)	
		Bulan ini Current Month	Kumulatif Cum.Jan. to date	Bulan ini Current Month	Kumulatif Cum.Jan. to date
3215906000	Drawing ink and writing ink	52 191	381 353	491 731	4 030 961
3215907000	Ink of a kind suitable for use with duplicating machines of heading	2 960	29 189	55 942	228 158
3215909000	Oth ink of a kind suitable for use with duplicating machines of heading	182 245	885 284	1 242 729	7 981 895
3301120000	Essential oils of citrus of orange	74 094	541 834	505 715	4 207 669
3301130000	Essential oils of citrus of lemon	6 011	95 309	148 773	2 422 658
3301190000	Other essential oils of citrus fruit	12 718	111 092	193 344	2 082 436
3301240000	Essential oils - of peppermint (mentha piperita)	42 420	288 908	929 124	6 757 132
3301250000	Essential oils - oth of peppermint (mentha piperita)	19 359	99 951	236 133	1 434 991
3301290010	Oth essential oil of lemon grass, citronella, nutmeg, cinnamon, ginger	60	2 535	9 140	96 806
3301290020	Oth essential oils of sandalwood	0	179	0	7 186
3301290090	Oth essential oils-oth than pharmaceutical grade	512 122	2 481 991	9 164 184	37 610 323
3301300000	Resinoids	60 317	183 293	434 091	1 390 413
3301901000	Aqueous distillates & solutions of essential oils suitable for medicinal	0	11 865	0	139 686
3301909000	Oth essential oils (terpeneless or not), incl concretes & absolutes; resins	81 359	533 664	1 314 826	7 443 346
3302101000	Odoriferous alcoholic prep for the alcohol beverages, liquid form	0	1 020	0	28 634
3302102000	Odoriferous alcoholic prep for the alcohol beverages, in oth form	0	1 000	0	1 176
3302109000	Oth mixed of odoriferous of a kind used in the food or drink industry	568 790	2 908 108	8 259 019	43 012 458
3302900000	Oth prep based on odoriferous substances for the manufacture of liquid	2 454 746	14 509 809	39 545 248	215 313 869
3303000000	Perfumes & toilet waters	174 341	1 243 883	9 047 909	73 098 443
3304100000	Lip make-up preparations	47 802	254 149	1 628 517	7 167 404
3304200000	Eye make-up preparations	75 154	361 863	1 830 144	11 234 895
3304300000	Manicure or pedicure preparations	25 202	90 778	257 804	1 162 671
3304910000	Beauty or make up preparations powders, whether or not compressed	99 027	515 553	1 453 764	8 244 063
3304992000	Anti-acne creams	828	2 871	14 103	49 363
3304993000	Oth Face or skin creams & lotions	496 291	2 496 257	7 361 680	38 762 891
3304999000	Oth than anti-acne creams and oth face or skin creams & lotions	344 163	2 196 117	5 697 578	36 451 338
3305101000	Having anti-fungal shampoo	73 698	3 895 544	429 826	14 208 253
3305109000	Oth having anti-fungal shampoo	6 089 377	23 610 730	22 324 013	86 707 084
3305200000	Preparations for permanent waving or straightening	17 354	239 855	96 345	1 143 352
3305300000	Hair lacquers	43 115	472 838	431 679	3 123 966
3305900000	Others preparations for use on the hair	925 930	4 159 388	4 279 249	20 198 449
3306101000	Prophylactic pastes & powders	479 431	1 936 366	2 581 699	10 985 428
3306109000	Oth prophylactic pastes & powders	38 344	167 947	181 337	1 141 987
3306200000	Yarn used to clean between the teeth (denital-floss)	614	3 434	25 034	104 932
3306900000	Oth yarn used to clean between the teeth (denital-floos)	73 772	1 277 175	164 088	3 143 546
3307100000	Pre-shave, shaving or after-shave preparations	11 247	109 286	76 136	571 636
3307200000	Personal deodorants & antiperspirants	337 539	1 303 880	3 412 290	12 905 780
3307300000	Perfumed bath salts & oth bath prep, deodor room incl prep used in	521 183	1 977 356	1 057 033	4 007 675
3307411000	Scented powders (incense) of a kind used during religious rites	272 199	995 513	173 335	625 066
3307419000	Oth scented powder (incense) of a kind used during religious rites	85 215	653 542	105 220	767 504
3307491000	Room perfuming preparations, whether or not having disinfectant	37 548	731 962	410 701	5 098 329
3307499000	Oth prep for perfuming or deodor rooms, incl odoriferous preparations	51 224	159 582	603 209	1 796 649
3307901000	Animal toilet preparations	5 305	29 873	33 635	136 789
3307903000	Papers & tissues, impregnated or coated with perfume or cosmetic	294 462	932 361	646 033	1 982 825
3307904000	Other perfumery or cosmetics, including depilatory	0	57 585	0	407 070
3307905000	Contact lens solution	82 209	362 442	640 449	2 252 710
3307909000	Oth animal toilet prep, paper & tissue other perfume or cosmetic, cont	2 478	17 123	28 263	352 613
3401111000	Soap, organic surface-active-for toilet use-medicated prods	19 276	67 515	39 791	190 335
3401112000	Bath soap	1 494 009	7 062 602	2 724 009	14 207 557
3401113000	Oth of felt or nonwovens, impregnated, coated or covered with soap	743	3 374	7 547	24 065
3401119000	Oth medicated prod & oth of felt or nonwovens, impreg, coated w/	195 746	445 092	601 405	1 634 705
3401191000	Of felt/ nonwovens impregnated, coated with soap or detergent	0	235	0	4 717
3401199000	Oth of felt or nonwovens, impregnated, coated or covered with soap	206 328	1 260 955	398 566	2 524 988
3401202000	Soap chips	55	5 359	2 008	19 724
3401209100	Soap of a kind used for flotation deinking or recycled paper	0	1 369	0	1 361
3401209900	Oth soap of kind used for flotation deinking or recycled paper	64 142	312 150	71 266	364 810
3401300000	Org surf-active prod & prep for washing the skin in the liq/cream form	91 806	379 925	886 209	3 869 267
3402111000	Sulphated fatty alcohols	165 107	1 616 101	280 814	2 924 314
3402114000	Sulphanated alkylbenzene	313 346	2 115 296	592 597	4 431 811
3402119100	Wetting agents of a kind used in the manufacture of herbicides	9 487	558 643	25 728	1 753 744
3402119900	Oth anionic-organic surface-active agent with or not put up for retail	1 168 400	6 707 406	2 040 347	13 896 089
3402121000	Wetting agents used in the manufacture of herbicide-cationic	183 533	671 966	427 924	1 341 956
3402129000	Oth cationic-organic surface-active agent with/ not put up for retail	733 981	6 061 486	2 235 751	16 652 088
3402131000	Hydroxyl-terminated polybutadiene	736 145	3 890 334	2 429 864	11 484 429
3402139000	Oth hydroxyl-terminated polybutadiene	2 410 606	16 293 709	5 258 187	37 751 430
3402191000	Organic surface active of a kind suitable for use in fire extinguishing	14 490	91 004	34 745	339 182
3402199000	Oth organic surface-active of kind suitable for use in fire extinguish	1 023 394	6 045 951	3 485 312	17 813 475
3402201100	Anionic surface active prep. in liquid form-put up for retail sale	164 235	1 157 552	284 639	1 757 568
3402201200	Anionic washing prep & cleaning prep, incl bleach cleans, liquid form	353 771	884 127	4 171 457	5 639 783
3402201300	Oth surface active preparations- in liquid form, for retail sale	19 796	149 740	34 674	159 211
3402201900	Oth wash prep & clean prep, incl bleach cleans & degrease prep, liquid	167 143	796 949	609 766	3 627 809

**I.3. IM POR MENURUT KOMODITI / IM PORT BY HS COM M ODITY**  
**\*\*\* JULI/ JULY 2013 \*\*\***

HS	Uraian Komoditi Commodity Description	Berat Bersih / Net Weight (Kg)		Nilai / Value C.I.F (US\$)	
		Bulan ini Current Month	Kumulatif Cum.Jan. to date	Bulan ini Current Month	Kumulatif Cum.Jan. to date
3402209100	Anionic surface active prep. oth than inliquid form-for retail sale	14 127	20 337	19 144	37 516
3402209200	Anionic washing prep & clean prep, inclbleach, cleans-oth than liqu	9 393	2 775 880	31 864	2 452 764
3402209300	Oth surface active preparations	0	5	0	165
3402209900	Oth wash prep & clean prep /cleaningprep incl bleaching, cleansing,	424 684	2 457 040	578 033	4 146 589
3402901100	Wetting agents of anionic surface activepreparations	182 804	906 148	612 737	3 021 507
3402901200	Oth anionic wash prep not wetting agents	1 557 506	7 292 199	3 323 990	16 920 825
3402901300	Anionic washing prep.or cleaning inclbleaching, cleansing or degre	655 856	4 277 318	1 063 808	7 086 530
3402901400	Wetting agents of other surface activepreparations	53 160	226 521	102 901	485 640
3402901500	Oth organic surface active in liquidform, not wetting agents	178 164	978 971	783 650	5 234 268
3402901900	Oth wash prep or clean prep, incl bleachcleans or degreasing prep	350 838	2 199 027	1 256 808	6 857 994
3402909100	Wetting agents of anionic surface activepreparations	35 861	208 440	107 337	575 587
3402909200	Anionic wash prep & clean prep,inclbleach,cleans-not liquid-not re	164 347	675 446	521 542	2 592 681
3402909300	Anionic surface-active prep,not liquidform not for retail sale	68 235	430 340	175 762	1 507 513
3402909400	Anionic surface-active prep, not liquidform, wetting agent not for i	3 400	70 869	15 814	278 402
3402909500	Anionic surface-active prep, not liquidform,not wett agent not for	156 754	4 336 145	494 892	8 767 385
3402909900	Oth wash/lean prep,incl bleach cleansoth than liquid-not for retail	34 245	298 401	150 410	1 059 093
3403111100	Liquid lubricating oil prep, for treatmof textile,or oth material, con	92 018	460 806	293 158	1 524 001
3403111900	Oth liquid preprtion for the treatmenttextile or oth materials, cont	23 893	228 380	67 937	906 428
3403119000	Oth prep for the treatment of textile materials,oth than liquid,con	341 014	2 359 547	1 089 596	7 258 521
3403191100	Liquid oil for aircraft engine contpetroils/oils obtain. bituminous m	0	54 731	0	381 703
3403191200	Oth liquid prep content silicone oil,cont petrole oils,or bituminous	46 649	277 616	230 974	1 195 183
3403191900	Oth liquid for other purposes contpetrol oil or bituminous mineral	3 375 087	13 913 388	8 670 710	34 958 478
3403199000	Oth lubricating prep cont petroleum oil	227 427	1 773 865	1 058 460	9 289 493
3403911100	Liquid prep cont silicone oil-for treatof textile,or oth matt,not cont	65 121	392 454	247 934	1 680 515
3403911900	Liquid prep for treatment of textilemater,not cont petroleum oil &	271 065	1 901 935	851 446	6 004 969
3403919000	Liquid preparat for treatment of textilor the material, not cont pet	814 582	5 219 353	2 399 959	14 368 846
3403991100	Liquid oil for aircraft engine not contpetroleum oils or oils obtain b	53	10 945	178	91 132
3403991200	Oth liquid prep content silicone oilcont petrol oil,or bituminous mi	8 794	55 525	48 764	204 345
3403991900	Oth liquid for other purpose not contpetroleum oil or bituminous i	38 735	554 830	192 281	2 296 534
3403999000	Preparat for treat of textile,leatheroth mater,not cont petrol oil,nc	421 476	2 808 902	2 305 899	15 228 217
3404200000	Artificial waxes & prepared waxes,ofpoly(oxyethylene) (polyethylene	447 040	2 414 316	1 159 587	6 385 185
3404901000	Oth artificial waxes & prepared waxes.	27 668	112 350	147 790	389 906
3404909000	Oth artificial waxes & prepared waxes.	1 354 135	9 053 220	3 788 719	23 865 851
3405100000	Polishes, creams & similar preparat forwear or leather	10 898	110 884	93 164	569 887
3405200000	Polishes,creams & similar prep for themaintenance of wooden furn	2 932	7 162	27 979	88 083
3405300000	Polishes & similar prep for coachwork,oth than metal polishes	58 780	627 828	201 460	1 653 374
3405401000	Abrasive lapping & honing,in the form offlour,scouring pastes & pc	121	22 199	754	84 074
3405409000	Oth scouring pastes & powders & othscouring preparations	10 434	65 202	63 429	428 954
3405901000	Metal polishers	45 383	147 764	47 176	386 225
3405909000	Oth polishes & cream, for footwear,furniture, floors	99 647	350 037	69 888	718 250
3406000000	Candles, tapers & the like	78 729	564 650	157 433	947 589
3407001000	Modelling pastes, incl those put up forchildrens amusement	23 598	123 862	88 464	338 316
3407002000	Prep known as ""dental wax"", in sets,packings,retail sale or in plai	27	292	1 746	6 671
3407003000	Other preparations for use in dentistry,with a basis of plaster of ca	883	19 563	12 093	444 963
3501100000	Casein	213 975	1 783 790	2 051 773	16 277 157
3501901000	Caseinates & other casein derivatives	385 380	1 767 397	4 188 292	18 674 379
3501902000	Casein glues	129	215	218 485	222 114
3502110000	Egg albumin - dried	16 617	72 145	147 400	544 497
3502200000	Milk albumin,incl concentrates of >= 2whey proteins	67 580	487 735	928 880	6 278 540
3502900000	Oth egg albumin	532	2 592	23 082	113 374
3503001100	Glues of fish glues	2 548	4 792	5 156	13 178
3503001900	Glues of oth than fish glues	1 809	39 330	12 055	141 014
3503003000	Isinglass	5 076	18 609	11 304	85 583
3503004100	Gelatin in powder form with bloatinglevel a-250 or b-230 or higher	19 386	183 169	160 581	1 476 675
3503004900	Oth gelatin derivatives,isinglass,othglue of animal origin,excl casei	296 014	2 062 413	2 289 462	16 408 048
3504000000	Peptones and their derivatives, othprotein substances and their	672 798	3 027 907	2 374 491	12 158 590
3505101000	Dextrins, soluble or roasted starches	5 193 726	36 496 058	4 156 456	27 133 190
3505109000	Oth dextrins & oth modified starches	5 361 046	39 990 841	5 780 936	41 153 721
3505200000	Glues based on starches/ dextrins	649 383	2 982 490	1 446 004	8 257 211
3506100000	Prods suitable for use as glues/adhesive for ret sale as glues/ adhe:	417 728	3 805 571	1 695 527	11 068 981
3506910000	Adhesives based on polymers of heading39.01 to 39.13 or on rubb	2 612 417	17 781 099	8 270 163	54 047 121
3506990000	Oth adhesives based on polymers ofheadings 39.01 to 39.13 or on	1 938 841	11 234 705	6 757 406	42 961 019
3507100000	Rennet & concentrates thereof	0	36 268	0	275 026
3507900000	Oth enzymes; prepared enzymes nes orinlude	369 633	2 601 609	2 559 896	17 719 925
3601000000	Propellent powders	0	9 401	0	291 500
3602000000	Prepared explosive, oth than propellentpowders	2 160	914 951	75 001	9 141 946
3603001000	Semi-fuses, elemented caps, signal tubes	5	5 027	90	19 168
3603002000	Safety fuses or detonating fuses	124	104 197	1 679	496 586
3603009000	Oth safety fuses, detonat fuses,percussion detonat caps,igniters,el	216 940	1 662 457	4 206 752	36 902 241
3604100000	Firecrackers and other fireworks	3 146 237	16 520 452	4 446 322	22 992 605
3604903000	Signalling flares or rockets	0	1	0	56

I.3. IMPOR M ENURUT KOM ODITI / IM PORT BY HS COM M ODITY  
 \*\*\* JULI/ JULY 2013 \*\*\*

HS	Uraian Komoditi Commodity Description	Berat Bersih / Net Weight (Kg)		Nilai / Value C.I.F (US\$)	
		Bulan ini Current Month	Kumulatif Cum.Jan. to date	Bulan ini Current Month	Kumulatif Cum.Jan. to date
3604909000	Oth miniatur pyrotechnic munitions &percussions cap for toy, sign	0	47 634	0	230 769
3605000000	Matches ,oth than pyrotechnic article of 36.04	0	20	0	189
3606100000	Liquid/liquified-gas fuel in containersused for filling or refilling <= 5	13 500	29 086	12 499	29 270
3606901000	Solid or semi-solid fuels, solidifiedalcohol & oth similar prepared fu	12	76	2 528	11 781
3606902000	Lighter flints	451	74 453	5 797	894 060
3606903000	Oth ferro-cerium & oth pyrophoric alloyin all forms	0	262	0	6 444
3606904000	Resin torches, firelighters & the like	414	23 314	4 268	63 610
3606909000	Oth solid or semi-solid fuels,solidified alc & oth similiar prep fuels	2 718	34 139	3 753	97 681
3701100000	Photographic plates & film in the flatsensitised for x-ray	76 089	363 060	1 461 668	9 146 341
3701200000	Photographic plates & film in the flatsensitised for instantsprint fil	551	6 419	3 576	408 509
3701300000	Oth plates & film, with any side>255 mm	340 290	1 694 315	1 427 096	8 970 737
3701911000	Photo plates & film in the flatsensitised suitable for use in the prin	4 259	5 695	6 613	10 274
3701919000	Oth photo plates & film in the flatsensitised suitable for use in the	2 364	3 866	7 805	9 009
3701991000	Oth plats & film photogrhap (polychrome)specially manuf for print	129 635	781 857	92 494	647 956
3701999000	Oth polychrome suitable for use in theprinting industry	49	16 161	1 292	114 252
3702100000	Photographic film in rolls, sensitisedfor x-ray	849	14 038	87 870	455 418
3702320090	Oth photo film in roll, sensitisedsuitable for use in medical,surgical	3	1 782	209	7 026
3702390010	Infra red transparent film	2	2	4	4
3702390090	Oth film, without perforat, of a width <105 mm	192	843	5 917	76 027
3702420090	Film oth than for color photogr',width >610mm, length >200m	0	138	0	207
3702430090	Oth film, width > 610mm, length < 200mspecially prepared for me	466	5 313	19 067	90 517
3702440010	Infra red transparent film, 105mm <width < 610mm	5 173	11 365	5 370	111 128
3702440090	Oth film, 105mm< width<610mm, speciallyprepared for medical s	883	15 438	7 091	126 585
3702529090	Oth film for color photo width<6mm,length<14 m for medical serv	0	21	0	1 590
3702530000	Film for colorphoto 16mm<width<35mm,length<30m for slides	0	2	0	3 132
3702544000	Film for colorphoto16mm<width<35mm,length<30m oth than for	0	4	0	163
3702549000	Oth film for color photo16mm<width<35mm, length<30m, oth the	0	3 634	0	75 706
3702562000	Film width> 35mm, for color photographyfor cinematography	0	1	0	25
3702569000	Oth film width>35mm,for colorphotography special prepared for r	0	52	0	150
3702979000	Oth film width<35mm, length>30 suitablefor use in cinematograp	14	6 906	188	144 279
3702989000	Oth film oth than for color photography	0	10 926	0	19 246
3703101000	Photographic paper, paperboard&textil,unexposed, rolls,width of l	18 872	62 587	40 659	142 941
3703109000	Photographic paper, paperboard&textil,unexposed, rolls,width of l	82 560	499 217	612 551	3 073 375
3703200000	Oth photograph paper, sensitis, unex-posed for color photography	113 763	1 239 755	665 200	8 732 551
3703900000	Oth photograph paper, paperboard & textsensitised, unexposed.	46 900	194 559	102 088	428 338
3704001000	Plate & film for x-ray,unexposed but notdeveloped	1	2 854	1	3 751
3704009000	Oth photograph plates,film,paper,paper-board & textiles,expos bu	9 208	60 923	29 638	397 526
3705100000	Photograph plates & film, exposed & developed,for offset reprodu	4 521	52 699	6 815	66 797
3705901000	Photograph plates & film, exposed & developed for x-ray	68	1 532	160	5 130
3705902000	Microfilms, exposed and developed	0	384	0	6 358
3705909000	Oth photograph plates & film,expos & developed,oth than cinemat	143 996	346 242	125 473	569 333
3706103000	Cinematograph film,expos & develop,ofwidth>= 35 mm,with pictur	0	2	0	8
3706109000	Oth cinematograph film, expos & developed of a width >= 35 mm	198	1 212	17 809	108 482
3706903000	Oth cinematographic film,expos & developwith or not incorporatin	6	284	10	3 310
3707100000	Sensitising emulsion,for photo use(oth than varnishes, glue, adhes	20 000	50 623	103 490	293 511
3707901000	Flashlight materials, unmixed prods forphoto uses,put up in meas	3 663	5 173	15 758	27 781
3707909000	Oth chemical prep for photographic uses,put in measur portions, r	424 751	2 053 466	2 118 087	11 768 195
3801100000	Artificial graphit,in the form of pasteblocks,plates or oth semimari	477 870	2 764 549	891 923	4 855 282
3801200000	Colloidal/semi-colloidal graphite, inpastes,blocks,plates or oth serr	666	6 039	10 181	56 239
3801300000	Carbonaceous pastes for electrodes & similar paste & for furnace li	999 490	8 796 337	899 033	6 132 353
3801900000	Oth artificial graphit;colloidal or semigraphite,pastes, blocks or pla	193 849	1 612 221	387 495	2 993 729
3802100000	Activated carbon, including spent animalblack	889 727	5 797 442	1 393 058	8 687 395
3802902000	Activated clays & activated earth, inclspent animal black	612 196	2 773 382	243 712	1 519 353
3802909000	Oth activat natural mineral prod,animalblack include spent animal	1 837 364	11 536 720	1 236 077	9 258 065
3803000000	Tall oil, whether or not refined	0	111 119	0	308 430
3804001000	Concentrated sulphite lye	235 601	837 436	216 697	822 012
3804009000	Oth residual lyes from woodpulp with ornot concentrat,desugar /	784 302	5 813 865	1 306 978	10 214 879
3805100000	Gum, wood or sulphate turpentine oils	13 907	91 096	43 537	180 541
3805900000	Oth terpenic oil produc by the distillat of coniferous wood & oth cr	73 147	1 152 214	155 750	2 896 049
3806100000	Rosin & resin acids	119 238	291 170	445 048	1 127 006
3806200000	Salt of rosin,of resin acid, of drv orresin acid,oth than salt of rosin ;	16 245	95 451	65 880	295 412
3806301000	Ester gums - in blocks	0	39 153	0	84 785
3806309000	Ester gums - in oth forms	74 771	743 746	364 084	2 892 474
3806901000	Run gums in blocks	0	200	0	2 881
3806909000	Oth derivates rosin & resin acids thereo	879 816	4 584 131	1 842 959	9 649 263
3807000000	Wood tar, wood tar oils, wood creosote,wood naphtha, vegetable	6 400	82 822	3 990	125 760
3808501000	Insecticides, in subhd note 1	94 563	1 343 717	975 774	8 011 118
3808502100	Fungicides in aerosol containers	3 369	80 003	23 607	424 219
3808502900	Oth fungicides in aerosol containers	185 507	1 507 122	692 092	4 208 036
3808503900	Oth herbicides in aerosol containers	109 651	1 301 181	128 563	1 957 883
3808504000	Herbicides, anti-sprouting products subhnote 1	1 239	8 291	4 600	55 602



**I.3. IMPOR M ENURUT KOM ODITI / IM PORT BY HS COM M ODITY**  
**\*\*\* JULI / JULY 2013 \*\*\***

H S	Uraian Komoditi Commodity Description	Berat Bersih / Net Weight (Kg)		Nilai / Value C.I.F (US\$)	
		Bulan ini Current Month	Kumulatif Cum.Jan. to date	Bulan ini Current Month	Kumulatif Cum.Jan. to date
3824730000	Mix cont halogenated, drv methane,ethane containing hbfc	732	7 366	35 679	293 383
3824749000	Oth mix cont halogen,drv methane,ethanecont hbfc<70% petro o	22 824	63 183	92 924	309 709
3824750000	Mix cont halogenated, drv methane,ethanecontaining carbon tetr:	1 000	29 626	1 250	116 352
3824760000	Mix cont halogenated,drv methane,ethanecont 1,1,1-3-chloroeth:	204	1 456	1 364	8 336
3824780000	Mix cont halogenated, drv methane,ethanecont pfcs or hfcs but nc	86 765	281 754	510 160	1 547 801
3824790000	Other mix cont halogenated, drv methane,ethane	596 220	3 996 142	2 372 421	16 236 251
3824810000	Mix & preparation containing oxirane(ethylene oxide)	22 320	160 224	65 625	468 096
3824820000	Mix & preparation containing pbbs, PCBs, PCTs	1 171	56 480	5 686	406 122
3824830000	Mixtures & preparation containing tris(2,3-dibromopropyl) phosph	0	569 723	0	1 045 179
3824901000	Ink removers,stencil correctors & oth,corrector fluids in package	132 791	904 000	655 728	3 849 879
3824903000	Copying pastes with a basis of gelatinpresented in bulk/ ready to us	33 357	629 609	138 434	1 459 996
3824904000	Composite inorganic solvents	752 692	3 536 521	2 652 117	11 829 715
3824905000	Acetone oil	10 767	68 343	104 156	464 212
3824906000	Preparations/ mixtures cont monosodiumglutamate	178 342	741 816	1 101 930	3 777 311
3824907000	Mixtures of chemical, of a kind used inmanufactured of foodstuff	611 134	5 199 993	2 555 632	21 392 142
3824909100	Naphthenic acids, their water insolublesalts and their esters	332 337	2 327 408	1 195 387	9 610 410
3824909900	Oth prods & preparations cont cfc-11,12,115, and halon	1 622 763	9 615 193	7 817 069	44 994 033
3825301000	Clinical waste	0	1	0	1
3825309000	Clinical waste	1	1	10	10
3825900000	Oth residual prods of the chemical/ allied industry	0	5	0	714
3826009090	Oth coconut methyl ester and fatty acidmethyl ester	3 999 072	12 521 683	3 619 160	11 524 705
3901101200	Linier Low Density Polyethylene in theform of liquids or pastes	161 728	1 282 254	244 503	2 083 680
3901101900	Oth linier Low Density Polyethylene inthe form of liquids or pastes	1 676 478	8 543 110	2 698 180	15 104 200
3901109200	Polyethylene having a specific gravity <0.94 in oth form	17 815 720	97 870 168	46 636 030	157 878 721
3901109910	Low Density Polyethylene	16 359 459	110 205 048	25 391 988	166 359 025
3901109990	Oth low Density Polyethylene	992 114	4 235 824	2 015 782	9 302 532
3901200000	Polyethylene having a specific gravity0.94 or more	29 849 737	173 540 857	44 060 859	254 489 366
3901300000	Ethylene-vinyl acetate copolymers	5 536 821	33 079 627	9 225 318	53 592 018
3901904000	Polymers of ethylene in dispersions	530 567	3 436 873	928 692	5 804 236
3901909000	Oth polymers of ethylene in oth form	9 510 759	60 746 395	17 765 233	115 495 094
3902103000	Polypropylene in oth form	87 780	932 220	185 847	914 101
3902109010	Polypropylene in dispersion	48 817	966 199	97 057	2 428 835
3902109020	Polypropylene in granule form	64 877 252	368 385 129	95 795 754	546 123 258
3902109090	Polypropylene in oth form	3 239 959	21 575 712	6 671 275	46 478 639
3902200010	Polysobutylene liquids/ pastes	353 250	1 786 895	914 219	5 060 562
3902200090	Polysobutylene in oth forms	119 653	629 677	410 448	2 024 403
3902303000	Propylene copolymers in liquid or pastes	349 823	809 091	2 136 695	4 685 901
3902309010	Propylene copolymers in granule	28 094 646	172 375 043	44 586 893	280 109 190
3902309090	Propylene copolymers in other forms	1 364 253	6 502 780	2 178 504	10 993 754
3902901000	Oth polymers of propylene in oth form	70 219	561 658	231 323	1 727 434
3902909010	Oth polymers of propylene in liquid orpastes	10 422	40 446	37 591	123 585
3902909090	Oth polymers of propylene in oth form	525 735	3 890 880	1 875 746	12 274 639
3903111000	Expansible polymers of styrene ingranule	761 161	6 159 132	1 840 630	13 988 940
3903119000	Oth expansible polymers of styrene ingranule	812 367	6 123 772	1 547 521	11 421 686
3903191000	Unexpansible polymers of styreneindispersions	119 444	1 889 334	145 358	3 491 921
3903192100	High impact polystyrene in granules	2 844 578	16 658 087	5 445 041	30 821 723
3903192900	Oth high impact polystyrene in granule	912 387	5 713 137	1 552 288	11 314 895
3903199100	Oth high impact polystyrene in oth form	390 016	1 723 698	844 064	3 648 033
3903199900	Oth polymers of styrene in primary form	1 184 564	5 948 834	2 358 216	11 981 344
3903204000	Styrene-acrylonitrile (SAN) copolymersin aquaeous dispersion	672	36 631	2 580	47 854
3903205000	Styrene-acrylonitrile (SAN) copolymersnot in aquaeous dispersion	0	50	0	100
3903209000	Oth styrene-acrylonitrile (SAN)copolymers	1 185 740	7 107 710	2 839 444	17 015 205
3903304000	Acrylonitrile-butadiene-styrene (ABS)copolymers in aquaeons disp	0	12 570	0	53 945
3903306000	Acrylonitrile-butadiene-styrenecopolymers in granules	2 685 042	20 366 996	6 478 897	49 205 475
3903309000	Acrylonitrile-butadiene-styrenecopolymers in other form	7 599 427	46 904 386	16 971 397	105 219 642
3903903000	Oth polymers of styrene in aquaeonsdispersion	198 190	813 544	480 432	1 711 623
3903909100	High impact polystyrene ofacrylonitrile-butadiene-styrene	37 450	426 412	75 725	1 188 235
3903909900	Oth high impact polystyrene ofacrylonitrile-butadiene-styrene	497 884	2 760 169	1 892 634	10 093 652
3904101000	PVC homopolymers, suspension type notmixed with oth substance	2 234 285	12 456 134	2 372 412	13 275 576
3904109100	PVC in granule	250 023	1 418 561	495 123	2 707 191
3904109200	PVC in powder	1 413 018	15 562 701	1 275 436	15 587 936
3904109900	PVC in other form	2 432 056	16 982 521	3 318 254	21 908 569
3904211000	Oth poly(vinyl chloride) non plasticised in granule	0	92 050	0	191 030
3904212000	Oth poly(vinyl chloride) non plasticised in powder	34 000	344 402	34 595	488 487
3904219000	Oth poly(vinyl chloride) non plasticised in oth form	155 215	743 101	292 993	1 348 665
3904221000	Oth poly(vinyl chloride) plasticised indispersions	177 991	814 590	239 870	997 295
3904222000	Oth poly(vinyl chloride) plasticised ingranule	137 308	807 922	214 972	1 282 975
3904223000	Oth poly(vinyl chloride) plasticised inpowder	0	31 260	0	59 251
3904229000	Oth poly(vinyl chloride) plasticised	303 164	2 361 273	653 552	4 519 838
3904301000	Vinyl chloride-vinyl acetate copolymersin granule	29 673	358 891	171 063	1 120 042
3904302000	Vinyl chloride-vinyl acetate copolymersin powder	204 378	790 961	515 060	1 860 214

**I.3. IM POR MENURUT KOMODITI / IM PORT BY HS COMMODITY**  
**\*\*\* JULI/ JULY 2013 \*\*\***

HS	Uraian Komoditi Commodity Description	Berat Bersih / Net Weight (Kg)		Nilai / Value C.I.F (US\$)	
		Bulan ini Current Month	Kumulatif Cum.Jan. to date	Bulan ini Current Month	Kumulatif Cum.Jan. to date
3904309000	Vinyl chloride-vinyl acetate copolymers in oth form	163 898	958 055	317 927	1 967 262
3904401000	Oth vinyl chloride copolymers in granule	61 341	174 959	226 480	560 077
3904402000	Oth vinyl chloride copolymers in powder	33 030	176 707	156 656	687 214
3904409000	Oth vinyl chloride copolymers in oth form	101 643	780 055	291 512	2 251 617
3904504000	Vinylidene chloride polymr in dispersion	52 400	520 499	91 660	1 048 624
3904505000	Vinylidene chloride polymers in granule	1 075	268 464	6 266	413 247
3904506000	Vinylidene chloride polymers in powder	0	351	0	466
3904509000	Vinylidene chloride polymers in oth form	837 649	3 788 926	1 478 590	7 488 042
3904611000	Fluoro-polymers polytetrafluoroethylene in granule	297	2 828	1 471	27 798
3904612000	Fluoro-polymers polytetrafluoroethylene powder	0	160	0	5 436
3904619000	Fluoro-polymers polytetrafluoroethylene oth form	5 159	46 408	46 967	728 777
3904693000	Fluoro-polymers polytetrafluoroethylenedispersions	5 340	13 120	37 540	120 532
3904694000	Oth fluoro-polymers in granule	0	2 000	0	42 000
3904695000	Oth fluoro-polymers in powder	0	542	0	13 827
3904699000	Oth fluoro-polymers in oth form	8 904	62 248	87 928	960 534
3904903000	Oth fluoro-polymer polytetrafluoroethylidispersions	0	237	0	1 937
3904904000	Oth polymers vinyl chloride in granule	0	48 058	0	56 691
3904905000	Oth polymers vinyl chloride in powder	1 219	95 372	6 413	235 154
3904909000	Oth polymers vinyl chloride in oth forms	52 469	148 224	255 766	738 638
3905120000	Poly(vinyl acetate) in aqueous dispersions	41 420	353 789	69 057	539 909
3905191000	Oth poly(vinyl acetate) in liquids or pastes	0	3 670	0	22 822
3905199000	Oth poly(vinyl acetate) in oth form	56 612	328 174	76 777	454 455
3905210000	Vinyl acetate copolymers in aqueous dispersions	468 895	3 699 448	558 997	3 906 407
3905290000	Oth vinyl acetate copolymers	110 784	941 011	270 265	2 301 479
3905301000	Poly (vinyl alcohol) in aqueous dispersions	226 565	969 752	389 485	1 979 745
3905309000	Poly (vinyl alcohol) in other form	1 983 200	16 982 951	4 541 600	30 016 529
3905911000	Copolymers of vinyl acetate or of othvinylester in dispersions	0	1 604	0	3 735
3905919000	Copolymers of vinyl acetate or of othvinylester oth form	44 992	562 259	387 124	1 941 640
3905991000	Oth copolymer of vinyl acetate in aqueous dispersions	200	16 426	25 900	140 924
3905992000	Oth copolymer of vinyl acetate in nonaqueous dispersions	45	286	3 225	14 800
3905999000	Oth polymer of vinyl acetate/othvinyl esters; oth vinyl polymers; pi	128 840	524 781	1 386 845	7 689 256
3906101000	Poly(methyl methacrylate) indispersions	38 514	413 985	128 552	1 126 510
3906109000	Oth poly(methyl methacrylate) in oth form	1 097 573	5 949 884	3 132 263	16 975 986
3906902000	Oth acrylic copolymers in dispersions	1 218 313	7 276 727	1 938 656	12 110 324
3906909200	Sodium polyacrylate	593 792	1 315 188	1 323 154	3 105 630
3906909900	Oth sodium polyacrylate	10 797 843	53 428 741	26 120 611	140 086 513
3907100000	Polyacetals	1 094 685	5 362 241	2 742 018	14 069 828
3907201000	Polytetramethylene ether glycol	1 820 405	11 398 784	4 513 946	29 163 355
3907209000	Oth polytetramethylene ether glycol	7 032 638	44 011 937	15 219 204	93 776 391
3907302000	Epoxide resins of kind used for coating, in powder	161 867	1 073 109	603 275	4 109 010
3907303000	Epoxide resins in liquids/ pastes	982 683	7 062 128	3 852 782	30 610 359
3907309000	Epoxide resins in oth form	1 115 876	9 084 201	4 243 849	32 442 016
3907400010	Optic grade w/ mell flow rate index>25gr/ 10 min in pack of nat w	579 022	3 048 628	1 459 301	7 818 823
3907400090	Other polycarbonates	2 818 362	24 149 819	7 961 637	64 245 789
3907501000	Alkyd resins in the form of liquids or pastes	33 921	235 424	183 828	731 261
3907509000	Alkyd resins in oth form, except liquids or pastes	58 085	461 208	190 923	1 441 854
3907601000	Poly(ethylene terephthalate) indispersions	18 096	390 495	56 945	827 623
3907602000	Poly(ethylene terephthalate) in granules	5 956 156	31 826 513	8 902 947	48 505 299
3907609000	Poly(ethylene terephthalate) in oth form	13 079 170	59 950 757	19 826 370	95 707 068
3907700000	Poly(lactic acid)	340	115 729	4 494	349 272
3907912000	Oth polyesters unsaturated in chip form	1 603 604	1 817 836	1 501 812	3 427 039
3907913000	Oth polyesters unsaturated in the form of liquids or pastes	162 685	803 928	382 428	1 869 644
3907919000	Oth polyesters unsaturated in oth form	545 397	3 325 473	1 350 670	8 818 034
3907994000	Oth polyesters saturated of a kind used for coating, in powder form	95 277	670 070	201 338	1 263 815
3907999000	Oth polyesters saturated in oth form	4 705 992	24 471 235	9 964 439	56 924 525
3908101000	Polyamides in primary forms, polyamide-6	5 774 872	33 859 831	17 016 358	104 772 755
3908109000	Polyamides in primary forms, polyamide-11,-12,-6,6,-6,9,-6,10 or -	1 487 180	9 578 143	5 679 032	35 563 817
3908900000	Oth polyamides, oth than polyamide -6,-11,-12,-6,6,-6,9,-6,10 or -	302 265	2 475 006	1 085 146	9 216 481
3909101000	Urea resins, thiourea resins in moulding compounds	823 944	4 640 117	2 159 114	12 899 509
3909109000	Other urea resins; thiourea resins	1 102 247	5 453 448	929 819	5 466 321
3909201000	Melamine resins in moulding compounds	261 180	2 479 588	449 626	4 142 221
3909209000	Other melamine resins, except in moulding compounds	241 331	1 306 843	648 219	3 790 814
3909301000	Oth amino-resins in moulding compound	473 606	2 806 500	1 074 192	6 344 408
3909309100	Glyoxal monourein resin, except in moulding compounds	149 305	1 068 487	397 086	3 111 619
3909309900	Oth amino-resins, not glyoxal monourein resin, not in moulding co	648 110	5 760 567	1 708 641	14 641 556
3909401000	Phenolic resins in moulding compound oth than phenol formaldeh	466 421	2 395 780	890 728	5 938 869
3909409000	Other phenolic resins, not in moulding compounds	1 465 521	12 144 329	2 361 131	22 168 509
3909500000	Polyurethanes	2 843 343	20 700 407	10 573 517	68 711 177
3910002000	Silicones in dispersions or in solutions	778 768	5 489 515	3 586 514	24 148 182
3910009000	Silicones not in dispersions or in solutions	725 999	3 662 939	3 811 522	25 898 722
3911100010	Petroleum,coumarone,indene&polyterpanes i	222 605	1 214 494	715 782	2 744 775





I.3. IM POR MENURUT KOM ODITI / IM PORT BY HS COM M ODITY  
 \*\*\* JULI / JULY 2013 \*\*\*

HS	Uraian Komoditi Commodity Description	Berat Bersih / Net Weight (Kg)		Nilai / Value C.I.F (US\$)	
		Bulan ini Current Month	Kumulatif Cum. Jan. to date	Bulan ini Current Month	Kumulatif Cum. Jan. to date
3920630000	Unsaturated polyesters	122 671	223 927	241 153	477 107
3920690000	Oth polyester,not polycarbonate,poly(ethylene terephthaleta)&un	1 060 143	4 975 035	2 978 225	15 624 103
3920711000	Cellophane film	296 142	1 291 277	1 667 604	7 092 963
3920719000	Other regenerated cellulose, except cellophane film	658	108 889	4 988	182 569
3920730000	Cellulose acetate or its chemical derivatives	2 060	10 218	6 318	27 842
3920799000	Other cellulose derivatives, except nitrocellulose	0	1 041	0	7 597
3920911000	Film of poly(vinyl butyral) in safety glass, thickness 0.38~0.76mm w	196 572	1 098 978	1 049 208	5 828 623
3920919000	Other poly(vinyl butyral)	384 827	798 445	298 774	2 376 577
3920921000	Plate, sheet, foil & strip of polyamides-6	37 685	260 410	185 433	1 635 399
3920929000	Other plate, sheet, foil & strip of polyamides, except polyamides-6	293 819	1 615 037	1 088 782	6 304 479
3920930000	Plate, sheet, foil & strip of amino-resins	15 594	167 471	63 168	985 478
3920941000	Phenol formaldehyde (bakelite) sheets	6 989	231 043	53 908	566 855
3920949000	Oth plate, sheet, foil & strip of phenolic resins, except phenol forma	113 434	907 605	170 324	986 307
3920991000	Oth plate, sheet, foil & strip; oth plastic; hardened proteine/chemical	9 051	156 548	131 159	1 165 025
3920999000	Oth plate, sheet, foil & strip; oth plastic; not hardened proteine/chem	352 532	2 865 563	998 216	6 633 797
3921112000	Plates, sheets, film, foil & strip, cellular, of polymers of styrene; rigid	518	13 138	664	55 657
3921119000	Plates, sheets, film, foil & strip, cellular, of polymers of styrene; not ri	59 597	192 931	274 024	1 281 347
3921120000	Plates, sheets, film, foil & strip, cellular, of polymers of vinyl chloride	2 178 240	15 672 652	2 921 245	18 395 988
3921131000	Plates, sheets, film, foil & strip, cellular, of polyurethanes; rigid	60 173	233 985	346 035	1 618 871
3921139000	Plates, sheets, film, foil & strip, cellular, of polyurethanes; not rigid	208 519	1 471 161	1 648 247	11 132 261
3921142000	Plates, sheets, film, foil & strip, cellular, of regenerated cellulose; rigid	11	11	82	82
3921149000	Plates, sheets, film, foil & strip, cellular, of regenerated cellulose; not	25 440	301 223	29 916	631 274
3921192000	Plates, sheets, film, foil & strip, cellular, of other plastics; rigid	40 965	246 444	500 062	2 453 602
3921199000	Plates, sheets, film, foil & strip, cellular, of other plastics; not rigid	2 113 908	17 804 740	2 560 443	19 409 387
3921901000	Plates, sheets, film, foil & strip, of vulcanised fibre	38 829	292 241	139 386	925 969
3921902000	Plates, sheets, film, foil & strip, of hardened proteins	1 324 492	6 872 331	2 006 873	12 293 404
3921903000	Plates, sheets, film, foil & strip, of chemical derivatives of natural rubt	24 677	57 895	44 433	335 785
3921909000	Other plates, sheets, film, foil & strip, of plastics	6 302 669	31 707 648	10 789 771	66 038 678
3922101000	Baths	34 576	256 072	175 500	1 639 329
3922109000	Shower-baths, sinks & washbasins	140 636	703 959	695 895	4 887 602
3922200000	Lavatory seats and covers	110 866	761 131	613 017	3 628 584
3922901100	Parts of flushing cisterns, of plastics	15 638	159 649	217 707	1 194 636
3922901200	Flushing cisterns equipped with their mechanisms	5 268	66 802	58 662	476 379
3922901900	Other lavatory pans, flushing cisterns & urinals	9 886	281 949	20 875	1 018 966
3922909000	Similar sanitary ware, of plastics	155 720	844 914	760 889	2 771 609
3923101000	Film, tape and optical disc cases	74 229	298 844	306 479	2 461 070
3923109000	Other boxes, cases, crates and similar articles	2 566 262	15 367 347	6 300 573	40 353 021
3923211100	Aseptic bag reinforced w/ alum foil; width >= 315mm; length >= 410mm	16 160	96 096	286 552	1 548 289
3923211900	Aseptic bag reinforced w/ alum foil; width < 315mm; length < 410mm	569 459	4 290 418	1 147 550	6 863 670
3923219100	Aseptic bag not reinforced w/ alum foil; width >= 315mm; length >= 4	3 359	111 455	45 049	644 300
3923219900	Aseptic bag not reinforced w/ alum foil; width < 315mm; length < 410	738 999	4 733 924	3 922 234	20 505 467
3923291000	Aseptic bag not reinforced w/ alum foil; width >= 315mm; length >= 4	21 460	398 363	250 866	2 893 993
3923299000	Aseptic bag not reinforced w/ alum foil; width < 315mm; length < 410	1 273 430	5 181 480	5 156 761	24 510 220
3923302000	Multilayer fibreglass reinforced fuel container	76 380	493 656	377 007	1 814 208
3923309000	Other carboys, bottles, flasks & similar articles	832 891	5 876 344	3 537 929	22 225 612
3923401000	Spool, bobbin & similar support; suitable for machines heading 84.44	70 024	561 639	327 624	3 072 130
3923409000	Other spool, cop, bobbin & similar support	93 527	525 959	793 016	4 228 268
3923500000	Stoppers, lids, caps and other closures	1 149 258	7 294 138	7 369 266	43 533 965
3923901000	Toothpaste tubes container, of plastic	5 120	65 175	93 386	749 796
3923909000	Oth articles for the conveyance/packing goods of plastics	2 861 428	13 331 336	7 608 097	37 323 002
3924100010	Tableware & kitchenware of melamine	37 498	625 363	28 635	1 928 246
3924100090	Tableware & kitchenware except from melamine	106 209	476 809	601 273	2 584 325
3924901000	Bed pans, urinals (portable type) & chamber pots; of plastics	39 681	158 903	157 429	626 604
3924909000	Other household articles & hygienic/toilet articles, of plastics	1 992 305	12 119 047	6 964 605	46 948 256
3925100000	Reservoirs, tanks, vats & similar contain. capacity <= 300 litres	132 882	267 510	268 165	512 202
3925200000	Doors, windows & their frames & threshold for doors	296 370	1 426 539	380 062	2 047 426
3925300000	Shutters, blind (include Venetian blinds) and similar articles and pai	132 824	677 252	295 436	1 660 848
3925900000	Oth builder ware plastic, not elsewhere specified or included	417 484	2 055 882	899 474	4 184 702
3926100000	Office or school supplies of plastics	369 260	2 737 490	618 960	7 000 692
3926206000	Articles of apparel used for protection from chemical, radiation/ fire	13 741	79 205	287 310	1 025 045
3926209000	Oth articles of apparel & clothing accessories; of plastics	722 104	4 383 748	2 965 500	24 009 268
3926300000	Fittings for furniture, coachwork or the like	211 784	1 092 877	691 347	4 401 106
3926400000	Statuettes & other ornamental articles	169 089	949 226	519 924	2 867 970
3926901000	Floats for fishing nets, of plastics	93 588	504 717	226 883	2 014 631
3926902000	Fan & handscreen, frames & handles and parts	54 183	277 243	99 012	653 897
3926903200	Plastic moulds with denture imprints	465	1 587	3 228	59 219
3926903900	Oth hygienic, medical & surgical articles; of plastics	470 756	3 023 908	4 297 863	27 585 216
3926904100	Police shields, of plastics	0	195	0	403
3926904200	Protective mask for use in welding & similar works	82 888	267 488	411 915	2 011 596
3926904400	Life saving cushions for the protection of persons falling from hegh	20	274	2 415	3 468
3926904900	Other safety and protective devices	83 808	575 714	565 667	4 452 348

**I.3. IMPOR MENURUT KOMODITI / IMPORT BY HS COMMODITY**  
**\*\*\* JULI / JULY 2013 \*\*\***

HS	Uraian Komoditi Commodity Description	Berat Bersih / Net Weight (Kg)		Nilai / Value C.I.F (US\$)	
		Bulan ini Current Month	Kumulatif Cum.Jan. to date	Bulan ini Current Month	Kumulatif Cum.Jan. to date
3926905300	Transmission or conveyor belts or beltin	72 906	297 430	589 806	4 021 917
3926905500	Plastic J-hooks or bunch blocks fordetonators	19 604	167 386	62 124	783 278
3926905900	Other industrial articles, of plastics	1 346 856	7 379 583	14 373 588	84 908 126
3926906000	Poultry feeders	627	5 066	1 727	39 868
3926907000	Padding for articles of apparel orclothing accessories	157 437	1 734 776	566 856	8 172 147
3926908100	Shoe lasts	32 530	291 150	455 366	4 448 315
3926908200	Prayer beads	488	6 535	650	9 272
3926908900	Cards for jewellery/small objects ofpersonal adornment	343 310	1 514 387	931 678	4 786 475
3926909100	Other articles of plastics & othermaterial of kind used for grain sto	41 195	411 663	351 041	2 853 187
3926909200	Empty capsules of a kind suitable forpharmaceutical use	421	6 830	9 966	128 249
3926909900	Other articles of plastics and othermaterial	3 091 592	17 585 176	13 905 966	86 259 639
4001101100	Centrifuge concentrat,containing ammonia >= 0.5%;natural rubber	1 321 907	9 488 107	2 449 330	18 768 877
4001101900	Natural rubber latex,containing ammonia>= 0.5%;in other forms	0	106 767	0	243 996
4001102900	Natural rubber latex,containing ammonia< 0.5%;in other forms	2	313 101	12	696 640
4001213000	Natural rubber in smoked sheets, RSSGrade 3	41 521	164 909	61 558	286 259
4001219000	Natural rubber in other forms	8 800	198 783	19 800	502 623
4001222000	Technically Specified Natural Rubber(TSNR) 20	90 720	1 109 000	221 347	3 341 411
4001223000	Technically Specified Natural Rubber(TSNR) L	11 663	60 791	29 016	199 792
4001229000	Other Technically Specified NaturalRubber(TSNR)	100 472	1 683 779	285 579	4 667 312
4001292000	Latex crepes	362	6 746	4 249	95 222
4001297000	Skim rubber	20 000	40 164	53 400	124 581
4001299000	Other natural rubber in other forms	50 372	307 589	107 925	769 503
4001309900	Other balata,gutta-percha,guayule,chicle similar natural gums, in c	3 600	39 145	12 120	129 164
4002110000	Styrene-butadiene rubber,Carboxilatedstyrene-butadiene rubber; i	659 779	4 268 098	1 079 876	7 478 635
4002191000	SBR,XSBR,in primary forms/in vulcanised,uncompound plates,shes	5 186 061	30 700 141	11 748 902	83 687 514
4002199000	Styrene-butadiene rubber,Carboxilatedstyrene-butadiene rubber; i	5 688 665	42 005 806	12 616 896	97 331 710
4002201000	Butadiene rubber (BR), in primary forms	2 501 759	15 170 836	6 412 972	40 672 146
4002209000	Butadiene rubber (BR), in other forms	3 160 398	31 488 304	7 986 042	80 185 382
4002311000	Isobutene-isoprene rubber,unvulcanised,uncompound plates,shes	594 258	4 714 674	2 322 133	18 808 127
4002319000	Isobutene-isoprene (butyl) rubber (IIR), in other process	335 828	2 586 616	1 297 481	9 888 431
4002391000	Halo-isobutane-isoprene rubber,unvulcanised,uncompound plate,:	110 089	558 423	479 000	2 469 394
4002399000	Halo-isobutane-isoprene (butyl) rubber(CIIR/BIIR), in other proces	667 765	5 108 683	2 826 035	24 317 160
4002410000	Chloroprene (chlorobutadiene) rubber(CR), in latex form	363 072	1 509 639	837 389	3 910 697
4002491000	Chloroprene (chlorobutadiene) rubber(CR), in primary form	49 460	765 098	221 552	3 636 147
4002499000	Chloroprene (chlorobutadiene) rubber(CR) in other form	387 091	2 469 367	1 817 006	11 612 262
4002510000	Acrylonitrile-butadiene rubber (NBR), in latex form	877 042	6 560 931	1 373 626	10 360 734
4002591000	Acrylonitrile-butadiene rubber (NBR), in primary form	34 027	557 058	131 278	1 698 157
4002599000	Acrylonitrile-butadiene rubber (NBR), in other form	450 029	2 700 737	1 455 257	8 639 330
4002601000	Isoprene rubber (IR) in primary forms	48 933	508 079	140 351	1 515 087
4002609000	Isoprene rubber (IR) in other forms	51 655	391 253	126 179	1 436 513
4002701000	Ethylene-propylene-non-conjugated dienerubber (EPDM), in prim:	343 851	1 425 952	1 408 125	6 174 535
4002709000	Ethylene-propylene-non-conjugated dienerubber (EPDM), in other	620 788	4 810 813	2 434 690	18 060 734
4002801000	Mixture of natural rubber latex withsynthetic rubber latex	108 359	783 252	290 060	2 148 520
4002809000	Other mixtures of any product of heading 40.01 with any product c	22 436	415 390	250 705	1 576 378
4002910000	Oth synthetic rubber & factice derivedfrom oils, in latex forms	1 042 770	7 029 914	1 216 847	9 077 631
4002999000	Oth synthetic rubber & factice derivedfrom oils in other form	384 179	2 444 246	1 427 117	9 161 855
4003000000	Reclaimed rubber in primary formsoar inplates, sheets or strips	1 591 345	9 647 358	1 212 833	7 197 582
4004000000	Waste,paring&rubber scrap (oth hardrubber)&powder&granule ot	1 856 072	9 145 644	720 950	4 172 235
4005101000	Compounded of natural gums with carbonblack/silica,unvulcanise	37 219	588 393	173 701	1 533 735
4005109000	Compounded other rubber with carbonblack/silica,unvulcanised,ir	343 173	2 150 292	1 958 655	13 593 576
4005200000	Solutions; dispersions oth than those of subheading 4005.10	102 879	530 752	172 309	983 123
4005911000	Natural gums,in plates, sheets, & strip	15 555	70 297	72 109	404 987
4005919000	Other compounded rubber,unvulcanised,inplates, sheets, & strip	511 947	2 738 973	1 865 167	11 316 633
4005991000	Other compounded rubber,unvulcanised,inlatex form	681	32 613	4 157	84 312
4005999000	Other compounded rubber,unvulcanised,inother form	431 836	2 913 590	570 527	5 815 550
4006100000	"camel-back" strip for retreading rubber tyres, unvulcanised	194 029	842 820	284 767	1 466 568
4006901000	Natural gums; unvulcanised	4 426	4 821	17 718	26 844
4006909000	Oth forms & articles of unvulcanisedrubbers	99 210	674 160	880 785	8 822 645
4007000000	Vulcanised rubber thread & cord.	638 709	4 578 285	2 087 860	13 661 863
4008111000	Plates,sheet&strip of cell. rubber;thick<=5mm;lined w/ one side te	10 804	83 576	116 436	688 124
4008112000	Floor tiles and wall tiles of cellullarrubber	0	90 252	0	119 730
4008119000	Other plates, sheets & strip of cellular rubber	207 865	1 220 039	844 028	4 767 741
4008190000	Other forms of cellular rubber	61 911	475 890	249 155	3 919 955
4008211000	Plate,sheet&strip non-cell. rubber;thick<=5mm;lined w/ one side t	31 961	168 485	3 538 949	4 774 099
4008212000	Floor tiles and wall tiles of non-cellular rubber	0	815	0	8 062
4008219000	Other plates, sheets, & strip ofnon-cellular rubber	233 346	1 016 534	588 855	3 181 709
4008290000	Other forms of non-cellular rubber	62 859	472 255	721 099	5 085 104
4009110000	Tube,pipe & hose,not reinforced/combined w/ oth material witho	181 318	1 265 793	817 156	5 609 158
4009121000	Mining slurry suction&discharge hose,not reinforce/combine w/ o	183 767	604 590	133 062	847 089
4009129000	Oth tubes,pipes & hoses, not reinforced/combined w/ oth mtrl wit	20 877	383 175	170 871	2 574 772
4009211000	Mining slurry suction&discharge hose,reinforce/combine w/ oth r	0	33 072	0	350 207

I.3. IM POR MENURUT KOM ODITI / IM PORT BY HS COM M ODITY  
 \*\*\* JULI / JULY 2013 \*\*\*

HS	Uraian Komoditi Commodity Description	Berat Bersih / Net Weight (Kg)		Nilai / Value C.I.F (US\$)	
		Bulan ini Current Month	Kumulatif Cum..Jan. to date	Bulan ini Current Month	Kumulatif Cum..Jan. to date
4009219000	Oth tube,pipe & hose,reinforced/combined w/ oth materials w/ o f	155 569	1 363 039	1 843 199	10 958 791
4009221000	Mining slurry suction&discharge hose,reinforce/combine w/ oth r	15 848	30 077	67 350	145 873
4009229000	Oth tube,pipe & hose,reinforced/combined w/ oth materials w/ fit	89 184	632 762	884 771	7 356 988
4009311000	Mining slurry suction&discharge hose,reinforce/combine w/ textil	2 202	135 722	56 257	323 260
4009319100	Fuel hoses,header hoses&water hoses,used on motor vehicles	252 143	1 541 434	3 730 000	22 074 527
4009319910	Rubber hose for gas stove, withoutfittings	309	8 001	1 220	23 045
4009319990	Oth tube,pipe&discharge hose,reinforced/combined w/ textile, wi	119 714	1 001 474	1 289 943	8 567 929
4009321000	Mining slurry suction&discharge hose,reinforce/combine w/ textil	0	1 485	0	28 956
4009329010	Rubber hose for gas stove, with fittings	6 721	8 782	8 625	15 607
4009329090	Oth tube,pipe&discharge hose,reinforced/combined w/ textile, wi	64 268	360 177	624 570	4 932 227
4009410000	Mining slurry suction&discharge hose,reinforce/combine w/ oth r	336 812	3 118 468	1 515 077	11 181 160
4009421000	Mining slurry suction&discharge hose,reinforce/combine w/ oth r	4 111	306 732	180 431	2 133 519
4009429000	Oth tube,pipe & hose,reinforced/combined w/ oth material, with i	320 204	2 255 376	4 590 833	27 747 239
4010110000	Conveyor belts/belting,reinforced withmetal	67 400	695 966	528 086	4 840 467
4010120000	Conveyor belts/belting,reinforced withtextile material	542 610	3 812 103	1 197 629	10 123 735
4010190000	Other conveyor belts/belting, reinforced with other material	284 764	2 683 307	1 024 968	15 019 748
4010310000	V-belts,V-ribbes of an outside circumference >60cm and <=180cm	33 356	202 206	659 754	3 689 765
4010320000	V-belts,oth than v-ribbed, of an outside circumference>60cm and	5 134	227 779	48 232	285 708
4010330000	V-belts,V-ribbed,of an outside circumference>180cm and <=240cm	1 548	12 621	32 525	251 438
4010340000	V-belts,oth than v-ribbed, of an outside circumference>180cm anc	943	10 425	21 691	169 825
4010350000	Endless synchronous belt,of an outsidecircumference>60cm and <	2 628	24 137	63 220	459 253
4010360000	Endless synchronous belt,of an outsidecircumference>150cm and	3	759	170	24 204
4010390000	Oth transmission belts/belting	250 692	2 608 882	2 398 059	18 039 590
4011100000	New pneumatic tyres,of rubber of a kindused on motor cars	2 125 848	13 791 443	5 362 334	34 166 601
4011201000	New pneumatic tyre,of rubber used onbuses/ lorries, width<450m	6 399 440	38 115 402	13 693 013	84 747 083
4011209000	New pneumatic tyre,of rubber used onbuses/ lorries, width>=450r	58 872	184 572	349 259	1 352 301
4011300000	New pneumatic tyres,of rubber of a kindused on aircraft	34 814	369 653	437 165	4 125 432
4011400000	New pneumatic tyres,of rubber of a kindused on motorcycles	196 469	1 038 184	733 770	4 100 867
4011500000	New pneumatic tyres,of rubber of a kindused on bicycles	194 718	2 311 523	292 723	3 069 351
4011611000	New pneumatic tyres,of rubber used onagricultural/ forestry tracto	193 355	1 119 164	566 402	3 312 424
4011619000	New pneumatic tyres,of rubber used onagricultural/ forestry vehicl	153 597	618 349	421 528	1 666 484
4011621000	New pneumatic tyres,of rubber, rimsize <61 cm,used on tractors	14 881	71 583	60 160	315 632
4011629000	New pneumatic tyres,of rubber, rimsize <61 cm,used on const/ind	41 465	294 143	134 318	764 804
4011631000	New pneumatic tyre,of rubber,rim size >=61cm, used on tractors	281	80 970	2 676	161 127
4011639000	New pneumatic tyre,of rubber,rim size >=61cm, used on const/ind	0	30 836	0	145 492
4011690000	New pneumatic tyre,of rubber, used foroth purpose	6 872	50 259	55 432	399 356
4011921000	Oth new pneumatic tyre,of rubber,used on agricul./ forestry tracto	15 189	58 557	45 971	209 054
4011929000	Oth new pneumatic tyre,of rubber,used on agricul./ forestry vehicl	166	44 577	276	144 227
4011931000	Oth new pneumatic tyre,of rubber,rimsize <61 cm,used on tractor:	159 804	2 871 026	353 302	4 288 229
4011939000	Oth new pneumatic tyre,of rubber,rimsize <61 cm,used on const/i	166 277	1 165 425	719 226	5 650 139
4011941000	Oth new pneumatic tyre,of rubber,rimsize >=61cm,used on mach of h	492 688	2 753 189	3 974 036	24 555 046
4011942000	Oth new pneumatic tyre,of rubber,rimsize >=61cm,used on tractor,fo	0	1 747 286	0	16 886 940
4011949000	Oth new pneumatic tyre,of rubber,rimsize >=61cm, used for oth. p	2 467 940	17 763 692	20 268 655	154 689 721
4011991000	Oth new pneumatic tyre,of rubber, usedon vehicles of chap.87	397 517	2 149 665	3 221 813	14 695 919
4011992000	Oth new pneumatic tyre,of rubber, usedon mach of heading 84.29	64 684	854 519	177 986	6 331 812
4011993000	Oth new pneumatic tyre,of rubber, usedfor oth, width>=450mm	0	90 240	0	977 766
4011999000	Oth new pneumatic tyre,of rubber, usedfor oth, width<450mm	3 643	164 557	1 249	1 488 348
4012110000	Retreaded tyres,used on motor cars	2 407	2 410	2 249	2 303
4012121000	Retreaded tyres,used on buses/lorries,width<450mm	150	150	955	955
4012129000	Retreaded tyres,used on buses/lorries,width>=450mm	930	20 633	6 269	31 162
4012130000	Retreaded tyres,used on aircraft	55 406	197 787	263 979	1 049 243
4012191000	Retreaded tyres,used on motorcycles	0	1 923	0	1 119
4012192000	Retreaded tyres,used on bicycles	115	2 410	271	3 596
4012194000	Retreaded tyres,used on oth vehicles ofchapter 87	0	190	0	6 468
4012199000	Retreaded tyres,used for oth purposed	261	2 387	2 383	27 240
4012209900	Used pneumatic tyres,used on oth purpose, oth than buffed tyres	0	64	0	2 270
4012901400	Solid tyres,external diameter >250 mm,width<450mm	12 251	102 398	83 011	536 231
4012901500	Solid tyres,external dia.>250,width> 450mm,used on vehicle of ch:	0	49 746	0	346 028
4012901600	Oth solid tyres,external diameter>250mm,of a width>450mm	0	22 637	0	9 174
4012901900	Oth solid tyres,external diameter<250mm,of a width>450mm	79 907	307 043	305 946	1 329 664
4012902100	Cushion tyres, of a width not exceeding450mm	7	1 022	422	12 157
4012902200	Cushion tyres, of a width exceeding450mm	189	22 262	252	93 140
4012907000	Replaceable tyre treads, width<450mm	64 855	615 780	215 974	2 131 579
4012908000	Tyre flaps	76 343	491 824	154 688	854 737
4012909000	Oth retreaded/ used pneumatic,solid/cushion tyres, of rubber	56 786	459 161	87 102	955 187
4013101100	Inner tubes,of rubber,used on motor carwidth tyres<450mm	329 699	1 796 170	316 582	2 157 403
4013101900	Inner tubes,of rubber,used on motor carwidth tyres>450mm	4 857	56 139	11 079	89 085
4013102100	Inner tubes,of rubber,used on bus/lorriwidth tyres<450mm	40 913	415 271	170 529	1 030 378
4013102900	Inner tubes,of rubber,used on bus/lorriwidth tyres>450mm	19 414	50 722	76 733	172 605
4013200000	Inner tubes,of rubber,used on bicycles	51 199	604 994	99 315	948 017
4013901100	Inner tube,of rubber,used on heading84.29/ 84.30;width tyres<45C	6 819	32 364	23 534	126 577

I.3. IMPOR MENURUT KOMODITI / IMPORT BY HS COMMODITY  
 \*\*\* JULI / JULY 2013 \*\*\*

HS	Uraian Komoditi Commodity Description	Berat Bersih / Net Weight (Kg)		Nilai / Value C.I.F (US\$)	
		Bulan ini Current Month	Kumulatif Cum.Jan. to date	Bulan ini Current Month	Kumulatif Cum.Jan. to date
4013901900	Inner tube,of rubber,used on heading84.29/84.30;width tyres>45C	21 721	42 924	100 908	197 564
4013902000	Inner tube,of rubber,used on motorcycle	22 415	470 415	9 661	289 632
4013903100	Inner tube,of rubber,used on oth vehicle of chap.87, width tyres<4	0	4 225	0	4 013
4013903900	Inner tube,of rubber,used on oth vehicle of chap.87, width tyres>4	10 769	50 303	10 328	50 577
4013904000	Inner tube,of rubber,used on aircraft	237	261	6 586	11 433
4013909100	Oth inner tube,of rubber,suitable forfitting to tyres of width<450r	2 154	90 229	16 588	330 250
4013909900	Oth inner tube,of rubber,suitable forfitting to tyres of width>450r	81 592	781 337	33 855	625 072
4014100000	Sheath contraceptives	22 416	230 288	1 136 047	4 988 916
4014901000	Teats for feeding bottles & similararticles	22 915	98 173	358 958	1 446 605
4014904000	Stoppers for pharmaceutical use	51 156	316 900	1 009 228	5 884 177
4014909000	Oth hygienic/pharmaceutical articles,ofvulcanised rubber	35 517	174 502	407 332	1 942 747
4015110000	Gloves, mittens & mitts, for surgical	189 890	1 158 899	1 221 027	7 417 359
4015190000	Gloves, mittens & mitts, for otherpurpossed	118 527	580 012	775 643	4 036 601
4015901000	Lead aprons	305	2 246	6 448	59 038
4015902000	Divers' suits(wet suit)	2 746	10 163	9 757	49 479
4015909000	Oth article of apparel, clothing accessfor all purpossed	28 244	205 927	234 314	1 444 750
4016101000	Padding for articles of apparel orclothing accessories	8 038	82 128	76 085	846 452
4016102000	Floor tiles and wall tiles	22	6 611	772	4 342
4016109000	Oth articles of vulcanised rubber otherof cellular rubber	54 236	351 011	570 571	3 681 021
4016911000	Mats	81 869	810 738	122 359	1 608 682
4016912000	Tiles	0	1 949	0	4 766
4016919000	Oth floor coverings	218 673	1 040 512	390 272	2 481 573
4016921000	Eraser tips	132 877	710 378	231 207	1 834 377
4016929000	Other erasers	71 261	460 855	131 388	867 005
4016931000	Gasket,washer& seal used to insulate theterminal lead of electrolyl	27 593	158 701	663 260	3 606 512
4016932000	Gasket & O-ring, used on motor vehicle ofheading 87.02,87.03,87.0	170 637	953 397	4 349 753	19 909 717
4016939000	Oth gaskets, washers & oth seals	482 578	3 356 754	7 069 219	56 448 931
4016940000	Boat/ dock fenders,whether/ not inflatable	33 788	1 106 777	136 499	4 155 629
4016950000	Oth articles of vulcanised rubber,inflatable	215 247	1 706 569	823 443	5 630 265
4016991300	Weatherstripping,used on motor vehicleof heading 87.02,87.03/8`	123 989	579 309	1 256 880	6 124 377
4016991400	Oth article of vulcanised rubber,forvehicle of heading 87.02~87.05	408 331	2 475 515	4 228 658	28 580 405
4016991500	Oth article of vulcanised rubber,forvehicles 87.09,87.13,87.15&87	8 403	54 473	115 684	698 807
4016991600	Bicycle mudguards	2	645	15	1 359
4016991700	Bicycle parts	0	44 978	0	293 162
4016991800	Other bicycle accessories	14 471	58 289	91 558	262 017
4016991900	Oth parts & access for vehicle of rubber of chapter 87	24 554	274 624	513 509	3 565 207
4016992000	Parts & access of rotochutes of heading88.04	6 926	68 266	113 805	705 249
4016993000	Rubber bands	65 183	1 475 661	437 976	4 077 503
4016994000	Wall tiles	18 757	301 969	48 594	779 285
4016995100	Rubber rollers	147 534	807 261	709 731	3 894 495
4016995200	Tyre moulds bladders	32 250	133 805	442 147	2 028 361
4016995300	Electrical insulators hoods	11	18 549	967	124 195
4016995400	Rubber grommets & rubber cover forautomotive wiring harnesses	295 500	1 270 790	2 080 476	14 100 232
4016995900	Oth article,used in machinery/mechanical/ electrical appliances/ fo	117 178	831 832	4 530 488	21 384 973
4016996000	Rail pad, of rubber	505	23 028	23 667	261 071
4016997000	Structural bearings including bridgebridge bearings, oth than rail p	6 626	76 547	271 782	2 046 308
4016999100	Table coverings	1 069	26 262	11 890	159 619
4016999900	Oth articles of vulcanised rubber foroth purposped	261 848	2 199 336	2 489 423	19 439 808
4017001000	Floor tiles& wall tiles	225	12 672	16 646	300 666
4017002000	Other articles of hard rubber	7 101	122 812	56 783	1 112 057
4017009000	Other hard rubber in all form,includewaste & scrap, articles of har	51 754	159 547	327 576	1 406 290
4101201000	Hide&skin,weight/skin<8kg(simply dried),10kg(dry-salt),16kg(fresh	806 879	5 379 508	566 555	3 674 927
4101209000	Hide&skin,weight/skin<8kg(simply dry),10kg(dry-salt),16kg(fresh),	69 366	163 375	49 744	112 148
4101501000	Whole hide & skin,of a weight >16 kg,pre-tanned	413 971	864 203	1 450 693	2 193 221
4101909000	Oth hide&skin,inc butt,weight/skin<8kg(simply dry),10kg(dry-salt),	242 424	1 383 357	179 689	1 064 120
4102100000	Raw skins of sheep/lambs with wool on	37 001	221 244	35 324	194 993
4102210000	Raw skins of sheep/lambs without wool on , pickled	31 306	90 475	350 618	988 720
4103209000	Raw hide & skin of reptiles,not pre-tanned	0	938	0	104 093
4103300000	Raw hide & skin of swine	0	7 090	0	74 755
4103900000	Raw hide & skin of oth animal	175 263	483 657	229 937	649 739
4104110010	Bovine leather, vegetable pre-tanned,full grains,unsplit in the wet	51	163 504	940	473 113
4104110090	Oth tanned/ crust hide&skin of bovine,full grain,unsplit in the wet ;	738 669	4 825 104	1 142 533	7 097 255
4104190000	Oth tanned/ crust hide&skin of bovine,not full grain,unsplit in the v	137 155	1 884 482	415 956	3 802 538
4104410000	Crust vegetable(semi-tanned) hide&skin,full grain,unsplit;in the dr	180 071	1 154 525	2 389 076	18 470 911
4104490000	Oth crust vegetable(semi-tanned) hide&skin,full grain,unsplit;in th	389 203	2 409 601	5 274 378	33 920 477
4105100000	Tanned/crust sheep/lamb skin,w/o wool on/hair on,in the wet stal	94 689	415 279	978 734	4 454 116
4105300000	Tanned/crust sheep/lamb skin,w/o wool on/hair on,in dry state	4 892	20 435	338 173	1 481 236
4106220000	Tanned/crust goat/kid hide&skin,w/o wool on/hair on,in the dry sl	513	665	18 712	33 020
4106320000	Tanned/crust hide & skin of swine,w/owool on/hair on,in the dry s	11	174	372	8 156
4106920000	Oth tanned/ crust hide&skin of oth animal,w/o wool on/hair on,in`	1 453	6 844	142 091	699 870
4107110000	Whole hide&skin,full grains,unsplit ofbovine/equine animals,w/o t	9 791	320 887	295 557	7 979 737

**I.3. IM POR MENURUT KOMODITI / IM PORT BY HS COM M ODITY**  
**\*\*\* JULI / JULY 2013 \*\*\***

H S	Uraian Komoditi Commodity Description	Berat Bersih / Net Weight (Kg)		Nilai / Value C.I.F (US\$)	
		Bulan ini Current Month	Kumulatif Cum. Jan. to date	Bulan ini Current Month	Kumulatif Cum. Jan. to date
4107120000	Whole hide&skin,grains splits of bovine/equine animals,w/o hair o	11 963	82 695	245 357	1 943 966
4107190000	Oth whole hide&skin of bovine/ equineanimals, in oth form	279 967	2 344 320	5 763 075	47 440 191
4107910000	Oth whole hide&skin,including side ofbovine/equine animals,full g	4 057	43 381	126 055	1 277 342
4107920000	Oth whole hide&skin,including side ofbovine/equine animals, grair	52 302	981 602	1 195 183	21 927 093
4107990000	Oth whole hide & skin,including side,ofbovine/ equine animals, in c	815 786	4 975 810	7 450 922	50 333 063
4112000000	Leather further prep. after tanning/crust,oth than leather of headi	32 967	216 725	774 283	5 402 133
4113100000	Leather further prepared after tanning/crusting, of goats or kids	26 575	192 375	872 832	6 694 443
4113200000	Leather further prepared after tanning/crusting, of swine	19 850	248 330	386 204	4 732 798
4113300000	Leather further prepared after tanning/crusting, of reptiles	0	258	0	21 359
4113900000	Leather further prepared after tanning/crusting, of oth animals	889	47 397	31 705	1 196 789
4114100000	Chamois (including combination chamois)leather	0	20	0	82
4114200000	Patent leather&patent laminated leather, metalised leather	36 193	399 486	136 474	3 289 881
4115100000	Composition leather with base of leather/leather fibre,in slabs, she	33 125	75 590	335 811	1 081 815
4115200000	Paring end other waste of compositionleather,not suit for leather i	0	62	0	487
4201000000	Saddlery & harness for any animal of any materials	0	31 915	0	290 829
4202110010	Travel goods w/ max dimension of h x w x l = 56cm x 45cm x 25cm	973	35 196	8 144	397 072
4202110090	Trunk,suit,vanity,executive,brief-caseswith outer surface of leathe	109 875	1 396 942	431 253	13 328 941
4202121100	School satchel with outer surface ofvulcanised fibre	2 084	55 205	38 404	260 372
4202121900	School satchel with outer surface ofplastics/textile materials	156 933	1 291 361	546 278	3 975 097
4202129100	Trunk,suit,vanity,executive,brief-casesw/ out surface of vulcanisedc	9 790	18 799	12 472	148 952
4202129900	Trunk,suit,vanity,executive,brief-casesw/ out surface of plastics/te	1 162 239	6 267 797	4 537 618	23 468 840
4202192000	School satchel,trunk,suit,vanity,brief,w/ outer surface of paperboa	992	6 962	12 664	34 297
4202199000	School satchel,trunk,suit,vanity,brief,w/ outer surface of plastic/te	193 474	643 600	872 618	3 028 674
4202210000	Hand bag with outer surface of leatheror of patent leather	13 305	102 520	1 558 660	7 917 121
4202220000	Hand bag with outer surface of plasticsheeting or of textile materi:	491 393	1 893 328	4 977 465	19 103 924
4202290000	Hand bag with other outer surface	840 088	5 134 119	3 883 106	22 124 651
4202310000	Artcl in pocket/hand bag with outersurface of leather or of patent	29 725	127 548	467 808	3 823 822
4202320000	Artcl in pocket/hand bag with outer surface of plastics or of textile	162 704	848 434	1 075 642	5 330 073
4202391000	Article of kind normally carried pocketor in handbag with outer srf	225	9 678	1 486	32 742
4202392000	Article of kind normally carried pocketor in handbag with outer srf	0	781	0	1 816
4202393000	Article of kind normally carried pocketor in handbag w/ outer srfc	0	356	0	10 984
4202399000	Article of kind normally carried pocketor in handbag with outer srf	27 924	250 201	117 655	1 404 219
4202911900	Oth Sport bags,with outer surface oflthr composition leather/of pa	127	12 273	28 884	41 930
4202919000	Oth artcls with outer surface of leather or of patent leather	17 606	151 619	97 757	971 662
4202921000	Toiletry bags with outer surface ofplastic or of textile materials	3 243	18 617	28 671	127 486
4202922000	Bowling bags with outer surface ofplastic or of textile materials	406	1 971	1 870	24 838
4202929000	Other articles with outer surface ofplastic or of textile materials	102 673	628 766	1 719 827	22 780 373
4202991000	with outer surface of vulcanised fibreor paperbord oth bags	24 044	121 929	46 836	226 149
4202992000	with outer surface of vulcanised fibreor paperbord oth bags of coj	0	956	0	9 930
4202993000	with outer surface of vulcanised fibreor paperbord oth bags of nic	0	20	0	582
4202994000	with outer surface of vulcanised fibreor paperbord oth bags of apj	0	5 767	0	73 744
4202999000	Oth than trunk, suit-cases,handbags, & similar containers	63 005	311 676	297 267	1 636 559
4203100000	Articles of apparel of leather or ofcomposition leather.	2 110	15 347	105 963	853 265
4203210000	Gloves,mittens & mitts speciallydesigned for use in sports of leath	2 562	15 037	119 714	422 814
4203291000	Protective work gloves of leather or ofcomposition leather	34 978	190 484	324 254	1 137 175
4203299000	Oth gloves, mittens & mitts of leatheror of composition leather	79 558	238 066	148 844	536 431
4203300000	Belts & bandoliers of leather or ofcomposition leather	45 948	462 913	553 344	4 525 702
4203400000	Oth clothing access of leather or ofcomposition leather	11 743	64 636	85 414	816 715
4205001000	Oth articles of leather or ofcomposition leather, boot laces ; mats	2 409	28 807	48 127	690 815
4205002000	Oth articles of leather, industrialsafety belt & harnesses	9 041	99 595	56 128	536 412
4205003000	Leather strings or cords for jewelry orfor personal adornment	5 152	63 925	10 636	129 132
4205004000	Oth articles of a kind used in machinery or mechl appliance or for	2 087	59 974	29 289	595 415
4205009000	Oth articles of leather oth than bootlaces,safety belt & leather stri	2 627	37 141	390 879	1 383 589
4206009000	oth articles of gut of goldbeaters skinof bladders or of tendons	5	45	30 837	255 348
4301100000	Raw furkins of mink,whole, w/ or w/ohead,tail or paws of mink,wf	0	68	0	6 591
4301600000	Raw furkins of fox, whole, with orwithout head, tail or paws	0	294	0	326 226
4301800000	Raw furkins Oth furskins, whole, with or without head, tail or paws	0	11	0	84
4301900000	Raw furkins, head, tails, paws & othpieces/cuttings,suitable for fur	0	96	0	726
4302190000	Tanned or dressed furskins, oth than ofmink	2 701	43 916	230 175	2 925 205
4302200000	Tanned or dressed furskins,head,tails,paws,oth pieces/ cutting not	0	40	0	24 480
4303100000	Articles of apparel, clothingaccessories oth articles of furskin	0	231	0	30 175
4303902000	Article for industrial uses oth than offurkin	382	1 279	8 334	34 482
4303909000	Oth article of apparel,clothing accessories of furskin	0	664	0	230 673
4304001000	Artificial fur and articles thereof	429	3 891	5 132	47 551
4304002000	Article for industrial uses ofartificial fur	1 871	43 790	91 400	211 503
4304009100	Sport bags of artificial fur and andarticles thereof	5 479	22 505	7 418	37 403
4304009900	Oth then artificial fur&articles forindustrial uses& sport bags	111	4 639	7 535	35 621
4401100000	Fuel wood,in logs,in billets,in twigsfaggots or in similar forms	0	7 420 162	0	2 497 214
4401220000	Non-coniferous wood in chips or particles	6 920	50 075	5 286	31 346
4401310000	Wood pallets sawdust & wood waste and scrap, wheter or not ang	9	17 625	102	43 067
4401390000	Oth Sawdust & wood waste& scrap,whether ornot agglomerat in loc	55 500	190 186	51 759	184 670

I.3. IMPOR M ENURUT KOM ODITI / IM PORT BY HS COM M ODITY  
\*\*\* JULI / JULY 2013 \*\*\*

H S	Uraian Komoditi Commodity Description	Berat Bersih / Net Weight (Kg)		Nilai / Value C.I.F (US\$)	
		Bulan ini Current Month	Kumulatif Cum.Jan. to date	Bulan ini Current Month	Kumulatif Cum.Jan. to date
4402100000	Wood charcoal(including shell or nutcharcoal), of bambo	0	45 465	0	32 642
4402901000	Oth than wood charcoal(including shell or nut charcoal), of bambo	2 160	27 960	4 255	28 982
4402909000	Oth wood charcoal(including shell or nut charcoal), of coconut she	1 092	20 793	16 071	89 649
4403101000	Baulks,sawlogs&vener logs wood in the rough,whether or not atri	79 172	164 134	148 688	338 276
4403109000	Oth baulk,sawlog,pit-pros.poles,piles treated with paint	23 413	1 191 359	32 501	716 950
4403209000	Other than wood of coniferous in the rough, not treated	303 061	4 636 570	147 914	924 459
4403419000	Oth than wood of dark&light red meranti, meranti bakau,in the ro	486 179	1 082 205	13 105	59 936
4403499000	Other than wood of other tropical wood in the rough, not treated	0	550	0	1 074
4403911000	Baulks sawlog & veneer log of oak not treated	508 227	4 415 878	211 017	1 866 303
4403919000	Other than wood of oak in the rough, not treated	411 183	2 800 214	186 882	1 508 777
4403921000	Baulks sawlog & veneer log of oak	0	47 659	0	22 493
4403929000	Other than wood of beech in the rough, not treated	7 853 201	85 074 849	609 634	6 412 749
4403991000	Baulks sawlog & veneer log of other tree not treated	1 670	56 523	8 701	160 471
4403999000	Other than wood of other tree in therough, not treated	213 835	6 905 242	61 850	765 402
4404201000	Hoopwood, split poles;piles, picket & the like of non coniferous	0	20	0	232
4404209000	Oth than Hoopwood, split poles;piles,picket & the like of non conif	17 000	70 854	4 516	45 692
4405001000	Wood wool,	0	134 640	0	49 310
4405002000	Wood wool, wood flour.	547 178	3 568 489	181 550	1 239 545
4406900000	Oth Railway or tramway sleepers(cross-ties) of wood impregnated	0	79 898	0	14 819
4407100000	Wood sawn/ chipped length of a thick > 6 mm. of Coniferous,Plane	6 809 392	36 432 492	4 479 268	22 994 048
4407211000	Wood sawn/ chipped length of a thick> 6mm. of Mahogany,Planed	0	1	0	5
4407219000	Wood sawn/ chipped length of a thick > 6 mm. of Mahogany,not pl	8 591	122 261	17 702	225 734
4407251900	Wood sawn/ chipped of a thick > 6mm. ofdark&light red meranti,S	0	167 483	0	92 775
4407252100	oth wood sawn/ chipped of a thick > 6 mm. of meranti bakau,plane	768 217	2 657 472	475 041	1 834 116
4407252900	Oth than Wood sawn/ chipped of a thick > 6 mm. of meranti bakau	0	365	0	3 542
4407279000	Wood sawn/ chipped of a thick > 6 mm. of Sapelli,not planed, not S	179 788	1 523 892	172 314	1 179 419
4407289000	Wood sawn/ chipped of a thick > 6 mm. of Iroko,not planed, not Sa	0	595 188	0	353 999
4407291100	Wood sawn/ chipped of a thick > 6 mm. of Jelutung,Planed	7 981	51 032	17 491	116 323
4407292100	Wood sawn/ chipped of a thick > 6 mm of Kapur,Sanded or end-joi	0	1	0	10
4407292900	Oth than wood sawn/ chipped of a thick > 6 mm. of Kapur,Not plan	0	65 825	0	38 891
4407293900	Oth than Wood sawn/ chipped of a thick > 6 mm. of Kempas,Not pl	10 314	83 117	29 989	182 763
4407294900	Wood sawn/ chipped of a thick > 6 mm. of Keruing,Not planed, not	0	7 599	0	13 300
4407296100	Wood sawn/ chipped of a thick > 6 mm. of Teak,Sanded or end-join	0	14 673	0	20 444
4407296900	Wood sawn/ chipped of a thick > 6 mm. of Teak,Not planed, not Sa	76 815	1 166 184	29 400	420 617
4407297100	Wood sawn/ chipped of a thick > 6 mm. of Balau,Sanded or end-joi	0	97	0	527
4407297900	Oth wood sawn/ chipped of a thick > 6 mm. of Balau,Not planed, nc	2 099	162 410	2 973	126 771
4407299100	Wood sawn/ chipped of a thick > 6 mm. of Jongkong & Merbau,Sa	0	117 432	0	64 059
4407299300	Oth sanded or end jointed& of a thick> 6 mm jongkok & merbau	0	323 716	0	148 250
4407299990	Oth than tropical wood, oth sanded or end jointed& planed, thickne	126 975	352 200	103 685	371 712
4407911000	Wood sawn/ chipped of a thick > 6 mm. of Oak,Sanded or end-joint	481 637	2 797 633	445 574	2 408 269
4407919000	Oth wood sawn/ chipped of a thick> 6 mm of Oak,Not planed, not	1 816 409	13 527 098	1 381 127	9 617 809
4407921000	Wood sawn/ chipped of a thick > 6 mm. of beech,Planed	22 582	1 486 404	16 273	638 344
4407929000	Wood sawn/ chipped of a thick > 6 mm. of beech,Not planed, not S	325 559	1 299 018	194 939	845 571
4407931000	Wood sawn/ chipped of a thick > 6 mm. of Maple,Sanded or end-joi	42	157 462	4 240	185 504
4407939000	Oth than wood sawn/ chipped of a thick > 6 mm. of Maple,Not plar	160 414	1 322 104	186 730	1 922 411
4407949000	Oth wood sawn/ chipped of a thick > 6 mm of Cherry,Not planed, i	0	5 408	0	11 365
4407951000	Wood sawn/ chipped of a thick > 6 mm. of Ash,Planed or end-jointe	0	186 630	0	191 129
4407959000	Oth wood sawn/ chipped of a thick> 6 mm of Ash,Not planed, not	99 153	346 996	289 225	829 366
4407991000	Oth than wood sawn/ chipped of a thick> 6 mm. of Other tree,Plan	153 014	1 335 906	80 794	846 493
4407999000	Wood sawn/ chipped of a thick > 6 mm. of Other tree,Not planed, n	1 516 285	10 714 728	1 328 262	8 395 187
4408101000	Cedar wood slats prepared for pencilmanufact;radiata pinewood c	653 494	2 282 442	301 231	1 141 325
4408103000	Face veneer sheets, coniferous	23 309	259 916	103 475	1 112 429
4408109000	Oth Coniferous,oth cedar wood slats,face veneer sheets	1 568 748	4 468 302	1 210 179	5 507 707
4408310000	Dark red meranti, light red meranti andmeranti bakau of the tropic	0	21 869	0	56 020
4408399000	Oth jelutung wood and oth wood preparedfor pencil manufact	256 348	1 127 307	672 486	3 002 974
4408900000	Oth than sheets for veneering and of the tropical wood of thicken	1 284 299	9 828 042	1 956 677	13 063 214
4409100000	Coniferous wood cotinuously shapedalong any of its edgee,ends/ f:	546 635	824 532	145 727	434 393
4409210000	Non coniferos of bamboo	0	72 987	0	65 641
4409290000	Oth non coniferous oth teak stripsfriezes for parquet flooring	48 283	542 225	132 653	869 411
4410110000	Particle board & similar board of wood or other ligneous materials	28 180 581	192 727 282	7 022 510	47 245 675
4410120000	Oriented strand board of wood	0	24 774	0	14 369
4410190000	Oth particle board,oriented strand board (osb) of wood	1 320 506	10 296 373	492 389	3 355 723
4410900000	Oth than Particle board & similar boardof other ligneous materias	390 440	1 165 081	106 076	405 201
4411120000	Medium density fibreboard (mdf) of a thickness < 5mm	4 521 055	26 650 162	2 020 705	12 668 744
4411130000	Medium density fibreboard (mdf) of a thickness > 5mm and < 9 mn	1 897 846	9 669 047	1 183 553	5 983 328
4411140000	Medium density fibreboard (mdf) of a thickness > 9 mm	3 668 038	23 114 748	1 744 823	10 902 462
4411920000	Oth fibreboard of a density > 0.8g/cm3	386 178	2 105 680	289 233	1 925 674
4411930000	Oth fibreboard of 0,5g/cm<density <0,8g/cm3	1 199 455	5 742 493	449 706	2 277 275
4411940000	Oth fibreboard of a density < 0.5g/cm3	460 276	2 048 702	220 337	843 093
4412100000	Plywood,veneered panel& similar laminated wood of bamboo	0	59 389	0	66 600
4412310000	Oth plywood,consisting solaly <6mmthickness w/ at least one out	269 880	5 249 967	101 494	5 227 225

**I.3. IM POR MENURUT KOMODITI / IM PORT BY HS COM M ODITY**  
**\*\*\* JULI / JULY 2013 \*\*\***

HS	Uraian Komoditi <i>Commodity Description</i>	Berat Bersih / <i>Net Weight (Kg)</i>		Nilai / <i>Value C.I.F (US\$)</i>	
		Bulan ini <i>Current Month</i>	Kumulatif <i>Cum.Jan. to date</i>	Bulan ini <i>Current Month</i>	Kumulatif <i>Cum.Jan. to date</i>
4412320000	Oth plywood,each thick.<6mm with atleast one outer ply of non cr	407 610	4 492 051	321 414	3 307 125
4412390000	Oth plywood consisting solely of sheetsof wood of each thick < 6 n	6 254 413	46 028 498	3 017 806	25 276 936
4412940000	Oth plywood,veneered panels&similar wood of blockboard,laminb	147 068	364 575	199 324	617 322
4412990010	Veneered panels&similar w/at least oneother wood	863	58 991	1 617	52 562
4412990090	Veneered panels&similar w/at least oneother wood	1 099 937	4 762 915	880 330	4 236 113
4413000000	Densified wood, in blocks,plates,stripsof profile shapes.	6 502	359 029	21 179	1 141 683
4414000000	Wooden frames for paintings, photographs mirrors or similar obje	7 175	56 640	34 517	182 793
4415100000	Cases, boxes, crates, drums & similar packings; cable-drums	16 690	74 513	66 082	247 627
4415200000	Pallets,box pallets& other load boards;pallet collars	388 298	1 696 259	304 530	1 358 242
4416009000	Casks,barrels,vats,tubs&other coopersproducts & parts thereof, of	2 372	5 979	34 550	85 408
4417001000	Tools,tool bodies,tool handles,broom orbrush bodies & handles, o	3 665	30 409	15 352	163 403
4417009000	Oth Tools,tool bodies,tool handles,broom or brush bodies & handl	127 466	986 341	1 051 080	2 826 998
4418100000	Windows,french-windows&their framesof wood	0	615	0	13 641
4418200000	Doors & their frames & thresholds ofwood	99 435	384 422	79 974	536 325
4418400000	Shuttering for concrete construal workof wood	0	93 520	0	139 901
4418500000	Shingles & shakes of wood	0	3 803	0	57 894
4418600000	Posts and beams	32 380	63 660	3 814	8 252
4418720000	Oth multilayer bullders joinery and carpantry of wood	22 751	167 654	70 647	537 566
4418790000	Oth assembled flooring panels of wood	36 289	190 552	23 005	287 641
4418901000	Oth Cellular wood panels	3	4	54	70
4418909000	Other builders joinery & carpentry of wood	286 066	2 289 882	240 558	2 239 796
4419000000	Tableware and kitchenware, of wood.	88 041	391 910	111 243	660 241
4420100000	Statuettes & oth ornaments, of wood	240	31 742	7 755	169 131
4420901000	Oth wooden articles of furniture notfalling in chapter 94	0	719	0	1 989
4420909000	Oth wood marquetry and inlaid,casket and similar articles of wood	69 879	249 889	257 411	1 261 284
4421100000	Clothes hangers of wood	35 963	155 011	165 835	743 151
4421901000	Spoils, cops & bobbins, sewing threadreels and the like of wood	51 673	64 426	5 986	89 578
4421902000	Match splints	0	415	0	3 910
4421903000	Wooden pegs or pins for footwear	11 970	33 361	25 465	75 744
4421904000	Candy-sticks, ice-cream sticks & Ice cream spoons	210 765	1 001 943	504 820	1 978 349
4421907000	Fans & handscreens, frames & handles of wood	0	2 887	0	24 317
4421908000	Toothpicks of wood	53 581	584 811	29 151	348 723
4421909300	Prayer beads	0	23	0	268
4421909400	Oth beads	158	5 315	1 823	190 619
4421909900	Other wooden articles	378 368	1 675 438	523 879	2 412 800
4501100000	Natural cork, raw / simply prepared;wast a cork,crushed,granulate	0	2 623	0	20 317
4501900000	Oth Natural cork,raw/ simply prepared; wasta cork,crushed,granul	2 714	21 330	9 747	68 596
4502000000	Natural cork,debarked or roughly squared or in rectangular (inclu	175	31 958	2 311	43 585
4503100000	Corks and stoppers	2 490	41 848	52 079	616 780
4503900000	Other articles of natural cork.	9 316	89 473	43 090	483 156
4504100000	Blocks, plates, sheets & strip; tiles of any shape;solid cylinders,inc	10 930	55 060	114 936	558 053
4504900000	Other agglomerated cork and articles ofagglomerated cork	22 451	222 578	104 261	805 337
4601210000	Mats, matting and screens of vegetablematerials of bamboo	0	25 959	0	31 839
4601220000	Mats, matting and screens of vegetablematerials of rattan	2 491	2 491	5 810	5 810
4601290000	Oth mats,matting & screens of vegetablevegetable of material	1 192	16 849	7 586	77 675
4601921000	Plaits and similar products of plaitingmaterial of bamboo	8 399	10 399	8 963	11 683
4601929000	Other of bamboo	802	35 879	2 755	36 835
4601939000	Other of rattan	0	230	0	12 315
4601941000	Plaits and similar products of plaitingmaterials,whether of vegetab	0	4 501	0	21 427
4601949000	Other of other vegetable material	0	212	0	1 346
4601999000	Oth Plaits & similar products of plaiting of other materials,whethe	0	3 373	0	21 519
4602110000	Basketwork, wickerwork & other articles, of vegetable material of	27 480	204 608	7 760	145 632
4602120000	Basketwork, wickerwork & other articles, of vegetable material of	927	3 187	6 162	16 180
4602190000	Oth than basketwork, wickerwork & otherarticles, vegetable mate	0	1 579	0	7 436
4602900000	Oth basketwork, wickerwork & otherarticles, of other materials	2	169	73	2 894
4701000000	Mechanical wood pulp.	25 937 090	130 881 443	15 232 681	76 844 430
4702000000	Chemical wood pulp, dissolving grades.	43 709 305	322 643 135	41 743 583	303 007 174
4703110000	Chemical wood pulp, soda, oth than dissolving grades,unbleached,	6 222 467	36 786 446	3 984 277	22 815 085
4703190000	Chemical wood pulp, soda, oth than dissolving grades,unbleached,	48 894	146 448	36 230	106 542
4703210000	Chemical wood pulp, soda, oth than dissolving grades,bleached,co	58 822 235	364 298 980	42 620 797	256 715 559
4703290000	Chemical wood pulp, soda, oth than dissolving grades,bleached,no	7 358 650	37 654 440	5 390 570	26 030 316
4704110000	Chemical wood pulp,sulphite,oth than dis solving grades,unbleach	0	589 405	0	311 179
4704190000	Chemical wood pulp,sulphite,oth than dis solving grades,unbleach	0	7 000	0	37 800
4704210000	Chemical wood pulp,sulphite,oth than dis solving grades,bleached.	3 039 589	13 099 800	2 101 314	9 106 143
4704290000	Chemical wood pulp,sulphite,oth than dis solving grades,bleached.	0	3 133 506	0	2 132 496
4705000000	Wood pulp obtained by a combination ofmechanical & chemical pi	5 371 559	38 525 957	2 955 411	20 840 925
4706100000	Cotton linters pulp	268 431	1 958 009	768 316	5 624 628
4706200000	Pulps of fibres derived from recovered (waste & scrap) paper or pa	2 628	34 973	3 449	78 763
4706300000	Pulps of fibres derived from recoveredof oth than bamboo	0	92 730	0	60 698
4706910000	Mechanical pulps of fibres derived fromrecovered paper or paper	46 544	4 531 350	79 900	3 231 545
4706920000	Chemical pulps of fibres derived fromrecovered paper or paperbo	182 994	1 123 277	510 946	2 398 949

**I.3. IMPOR M ENURUT KOM ODITI / IMPORT BY HS COM M ODITY**  
**\*\*\* JULI / JULY 2013 \*\*\***

HS	Uraian Komoditi Commodity Description	Berat Bersih / Net Weight (Kg)		Nilai / Value C.I.F (US\$)	
		Bulan ini Current Month	Kumulatif Cum.Jan. to date	Bulan ini Current Month	Kumulatif Cum.Jan. to date
4706930000	obtained by a combination of mechanical&chemical proseses reco	0	151 867	0	56 204
4707100010	Recovered Unbleached kraft paper & paperboard for paper makin	137 905 244	1 106 095 389	28 428 312	235 860 098
4707100090	Recovered Unbleached kraft paper & paperboard for paper other j	58 356	143 746	111 213	261 052
4707200010	for paper making purpose Recoveredbleached chemical pulp,	9 095 639	51 412 509	2 641 440	15 068 959
4707200090	Recovered bleached chemical pulp, forother purpose	103	729	2 104	7 377
4707300010	Recovered mechanical pulp paper orpaperboard for paper making	43 769 580	340 524 493	9 247 872	74 439 463
4707300090	Recovered mechanical pulp paper orpaperboard for other purpose	2 480	41 632	16 819	89 698
4707900010	Recovered unsorted waste & scrap paper & paperboard for paper	7 948 584	44 941 637	1 315 356	7 806 449
4707900090	Recovered unsorted waste and scrappaper & paperboard for othe	0	11	0	676
4801001000	Newsprint, in rolls or sheets. weighingnot more than 55 g/ m2	78 908	495 454	28 803	179 291
4801009000	Newsprint, in rolls or sheets. weighingmore than 55 g/ m2	1 484 312	5 804 182	969 380	3 339 303
4802100000	Hand-made paper and paperboard	22 523	27 170	111 504	337 692
4802201000	Paper and paperboard of a kind used as for photo sensitive,heat-s	90	210 677	2 608	122 916
4802209000	Oth Paper and paperboard of a kind usedas for photo sensitive,he	84 107	1 276 653	401 944	1 388 998
4802401000	Wallpaper base in rolls of not more than 15 cm in width rectangul	0	1 439	0	19 256
4802409000	Oth paper and peperboard, not containing fibres obtained by a me	342	24 729	3 435	125 549
4802541100	Paper,no fibres used in manufac gypsboard computercards,weight	0	439	0	696
4802541900	Other paper and paperboard, not containing fibres Weighing < 40	36 190	403 040	40 300	474 901
4802542900	Alumunium base paper, not containingfibres Weighing < 40 g/ m2	196	49 329	1 757	58 147
4802543000	Alumunium base paper, not containingfibres Weighing < 40 g/ m2	77	77 643	130	206 067
4802549000	Alumunium base paper, not containingfibres Weighing < 40 g/ m2	376 353	1 589 265	572 008	2 431 837
4802552000	Fancy paper and paperboard,purpose40< weight <150 g/ m,roll	136 015	896 398	141 129	953 774
4802553900	Oth paper,no fibres, for other purpose 40< weight <150 g/ m,roll	0	91 867	0	108 504
4802554000	Base paper of a kind used manifature fibres, for oth purpose 40<w	0	449	0	9 588
4802555000	Paper,no fibres, for other purpose 40< weight <150 g/ m,roll	1 215	6 380	9 765	60 280
4802559000	Oth paper,no fibres, for other purpose 40< weight <150 g/ m,roll	857 474	5 515 755	999 998	7 003 770
4802562000	Fancy paper and paperboard, in rectangular =<36cm oth side =15c	310	15 287	9 614	81 441
4802563100	with no side exceeding 36 cmin theunfolded state 40< weight <15	228	308	581	3 929
4802563900	Paper,no fibres, for other purpose40< weight <150 g/ m,sheet	499	1 367	3 922	10 433
4802569000	Other than Paper,no fibres, for otherpurpose 40< weight <150 g/ n	51 723	2 649 446	70 572	2 866 525
4802571900	Other paper & paperboard, weight>40g/ m2and =< 150g/ m2	41 918	132 510	70 645	332 834
4802579000	Other paper & paperboard, weight>40g/ m2and =< 150g/ m2	434 453	3 048 920	550 313	3 835 974
4802582100	Fancy paper&paperboard,in roll width <=15cm/in rectang sheet<3	0	9 379	0	39 488
4802582900	Oth fancy paper & paperboard,oth in roll width<=15cm/in rectang	42 233	606 250	86 725	591 216
4802589000	Oth paper,no fibres, for other purpose weight >150 g/ m	88 928	1 072 848	251 801	1 895 318
4802613000	Paper, fibres>10%, aluminium paper paper,in rolls	372	4 358	559	12 575
4802619000	Oth Paper,fibres>10%,oth aluminium paper, banknotes,printing,w	678 055	6 362 568	562 532	5 367 972
4802621000	Paper, fibres, aluminium paper base in sheets with 435< one side	1 110	4 116	1 013	3 884
4802622000	Paper,fibres,banknotes,manuf of gypsumboard,in sheets 435<one	0	136 558	0	679 824
4802629000	Oth paper,fibres, for other purpose, insheets with 435< one side <	31 752	117 950	132 660	578 725
4802690000	Oth paper,fibres, for other not purpose, of fibres>10%, paper in ro	533 433	1 857 582	699 803	3 100 782
4803003000	Of Cellulose wadding or of web cellulose fibres toilet or farcial tiss	74 523	460 168	220 125	1 301 729
4803009000	Oth of cellulosu wading&tissue paper/toilet/ facial tissue stock&sin	376 666	1 055 810	812 632	3 615 612
4804110000	Kraftliner paper&paperboard,in rolls orsheets,unbleached	2 010 197	9 799 281	1 359 526	5 668 402
4804190000	Oth kraftliner paper&paperboard	3 043 846	12 688 473	1 951 566	8 106 853
4804211000	Sack kraft paper for making cement bag in rolls or sheets,unbleach	10 460 857	59 661 435	10 942 361	62 376 197
4804219000	Oth sack kraft paper for making cement bag in rolls or sheets,unbl	586 634	2 630 422	571 019	2 713 917
4804290000	Oth composite papers, in rolls or sheets	267 166	1 989 677	195 844	1 595 366
4804311000	oth kraft paper and paperboard, weighing 150 g/ m,unbleached	553 987	2 125 812	853 963	3 644 964
4804313000	Wet strenght 40g to 60g, for plywoodadhesive tape,weigh 150g/ m	607 645	2 652 570	640 857	2 862 773
4804314000	Other kraft paper&wet strenght weighing150 g/ m,unbleached	267	1 810	1 988	14 902
4804319000	Other than kraft paper & wet strenghtweighing 150 g/ m,unbleach	449 627	3 937 739	499 246	4 118 303
4804391000	Of a wet adhesive tape,40-60g,used in mnfact. weight <= 150g/ m	50 753	151 618	56 245	166 297
4804392000	Adhesive tape,40-60g,not used in mnfact weigh <= 150g/ m2,ble	0	2	0	2
4804399000	Oth adhesive tape,40-60g,not used inmnfact weigh <= 150g/ m2,t	412 971	2 126 077	445 253	2 058 111
4804411000	Elect grade insulating kraft paper, 150<weighing< 225 g/ m,unblea	216 500	1 266 214	228 168	1 530 385
4804419000	Oth elect grade insulating kraft paper,150<weighing<225 g/ m,unt	1 257 756	4 931 235	811 919	4 284 537
4804420000	Bleached uniformly throughout the mass&>95% wood fibres,150<	720	51 126	500	64 768
4804499000	Other kraftpaper& paperboard 150< weighing< 225 g/ m	38 522	311 434	75 868	929 329
4804511000	Elect grade insulating kraft paper,press board weighing >600g/ m,u	830	112 874	6 200	84 090
4804512000	Oth wet strenght 40g to 60g,for plywoodadhesive tape,weigh>225	0	7	0	57
4804519000	Oth than wet strenght 40g to 60g,/ply wood adhesive tape,weigh>	187 657	2 954 928	146 447	1 941 230
4804520000	Bleached of kind used in the manufact of gypsum boards	104 910	1 399 549	139 904	1 605 885
4804590000	Other kraftpaper& paperboard weighing 225 g/ m or more	23 369	552 189	64 355	875 487
4805110000	Oth uncoated paper&paperboard,in rollsluting paper,	5 727 372	17 162 603	2 342 707	7 010 287
4805129000	Uncoated paper&paperboard,oth semichemical,straw flutingpaper	6 618	461 980	72 391	950 496
4805191000	Uncoated paper&paperboard,oth flutingpaper	2 189 589	2 788 739	874 291	1 119 870
4805199000	Oth uncoated paper and paperboard, inrolls or sheets	248 478	773 592	143 414	953 137
4805240000	Uncoated paper&paperboard,testlinerweighing 150 g/ m2 or less	477 233	3 187 217	224 026	1 487 066
4805251000	Uncoated paper&paperboard,testlinerweighing >= 150 g/ m2	746 907	2 140 735	373 459	1 109 179
4805259000	Uncoated paper&paperboard,testliner othof weighing >= 150 g/ m	1 835 371	12 083 530	994 994	6 883 497



**I.3. IM POR MENURUT KOMODITI / IM PORT BY HS COMMODITY**  
**\*\*\* JULI / JULY 2013 \*\*\***

HS	Uraian Komoditi Commodity Description	Berat Bersih / Net Weight (Kg)		Nilai / Value C.I.F (US\$)	
		Bulan ini Current Month	Net Weight (Kg) Kumulatif Cum.Jan. to date	Bulan ini Current Month	Value C.I.F (US\$) Kumulatif Cum.Jan. to date
4805301000	Paper,sulphite wrapping paper, coloredmatch wrapping paper	0	127 861	0	47 134
4805309000	Paper,sulphite wrapping paper, othcolored match wrapping paper	291 719	1 419 152	174 552	1 146 284
4805400000	Filter paper and paperboard	521 179	3 717 233	2 095 520	14 136 897
4805500000	Felt paper and paperboard	22 584	166 816	89 251	709 777
4805911000	Paper used as packing of flat glassproduct, resin<0,6%,wg<150g/m	2 884	38 282	14 148	121 150
4805912000	Uncoated paper&paperboard,oth blotting,&joss paper,weighing15	8 028	46 370	8 799	52 050
4805919000	Uncoated paper&paperboard,oth blotting,&joss paper,weighing15	69 107	722 408	68 973	1 222 215
4805921000	Multi-ply paper and paperboard of 150<weighing<225g/m	6	521	164	1 964
4805929000	Uncoated paper&paperboard of oth150<weighing<225g/m	3 617 972	21 925 237	2 134 994	13 443 214
4805931000	Multi-ply paper and paperboard of weighing > 225g/m2	126 681	1 245 019	103 187	825 088
4805932000	Blotting paper of other weighing > 225g/m2	74 317	170 939	67 643	203 831
4805939000	Oth Multi-ply paper&Blotting paper of other weighing > 225g/m2	508 059	1 784 019	393 110	1 853 847
4806100000	Vegetable parchment	75 449	453 402	203 212	1 186 442
4806200000	Greaseproof papers	58 700	720 297	106 784	1 263 025
4806300000	Tracing papers	13 341	193 485	22 536	352 898
4806400000	Glassine and other glazed transparent or translucent papers	626 168	4 326 601	938 398	6 001 254
4807000000	Composite paper and paperboard notsurface-coated or impregnat	376 050	5 066 735	330 027	3 941 966
4808100000	Corrugated paper&paperboard,whetheror not perforated,in rolls c	258 883	2 716 496	278 384	2 225 133
4808400010	Sack kraftpaper,creped,crinkled,whether, not embossed / perforat	67 074	1 405 163	55 509	1 719 177
4808400090	Oth kraftpaper,creped or crinkle,whether or not embossed or perf	100 775	567 106	167 065	1 213 689
4808902000	Paper&paperboard,oth embossed fancypaper used printing,cover,	0	6 924	0	12 649
4808903000	Paper&paperboard,embossed paperfancypaper used printing,cove	405	39 515	6 208	73 484
4808909000	Oth than Paper&paperboard,oth embossedfancypaper used printi	130 675	1 154 886	303 882	3 087 185
4809200000	Self-copy paper	626 313	3 136 797	965 262	4 969 173
4809901000	Oth self-copy paper	38 263	186 507	139 808	630 142
4809909000	Oth self-copy paper	282 365	1 864 987	441 027	2 686 369
4810131100	Paper&paperboard for photo,heat,elect.in rolls papers of width <1	59	90 720	1 718	41 850
4810131900	Paper&paperboard for photo,heat,elect.in rolls papers of oth widt	214 051	1 079 929	193 045	760 385
4810139110	Paper&paperboard for photo,heat,elect.in rolls papers of oth widt	1 063 658	4 566 325	6 870 007	24 582 595
4810139190	Paper&paperboard for photo,heat,elect.in rolls papers of width <1	1 460 839	6 567 033	1 429 220	7 299 655
4810139990	Paper & paperboard for writing or printing in rolls of a width >15 c	2 655 838	17 317 898	2 948 840	17 117 408
4810141100	Paper&paperboard for photo,heat,elect. sensitive 297<one side<4	12	7 518	1 552	30 325
4810141900	Paper&paperboard for photo,heat,elect. of width < 15cm	28 738	137 612	14 150	107 618
4810149190	Paper&paperboard for photo,heat,elect. sensitive 297<one side<4	0	21 672	0	511 031
4810191100	Other Paper & paperboard for writing orprinting in sheets	280 259	280 579	224 207	227 644
4810191910	Other Banknotes paper	0	136	0	1 735
4810191990	Other Paper & paperboard for writing orprinting in sheets	821 576	5 708 288	573 599	3 986 922
4810199190	Other Paper & paperboard for writing orprinting in sheets	687	613 306	22 369	551 263
4810199990	Other Paper & paperboard for writing orprinting in sheets	2 493 606	9 590 244	2 543 343	9 300 840
4810221100	Light weight coated paper,Electcardiogr,ultrasonograph,spirome	61 306	61 307	43 834	43 853
4810221900	Light weight coated paper; Oth Elect.cardiograph,Ultrasonograph,ul	62 809	239 039	44 862	225 739
4810229100	Oth light weight coated paper,in roll of a width 15cm<one side<36	51	53	881	975
4810229900	Oth light weight coated paper	518 906	5 383 435	501 870	5 479 231
4810291100	Oth paper of a kind used for printng,elect,cadiograp,ultrasonograp	0	1	0	1
4810291900	Oth paper of a kind used for printng,oth electcadiograp,ultrasonog	19 245	30 551	38 934	80 425
4810299900	Oth paper of a kind used for printng	1 170 425	5 351 941	880 669	4 745 447
4810313100	Base paper of a kind used to manufacture aluminium coated paper	52	658	148	1 927
4810313900	Other Base paper of a kind used to manuf aluminium coated paper	73	951	715	4 746
4810319900	Oth kraft paper,paperboard,not for wrtng printing, other grafic pu	1 492	3 700	9 464	17 405
4810323000	Kraft paper,paperboard, not for writing,width<=15cm,side<=36cm	1 290	1 346	1 000	2 542
4810329000	Kraft paper,paperboard, not for writing,other weight>150g/m2	1 244 319	8 311 168	1 408 668	8 685 685
4810393000	Oth kraft paper,paperboard, not forwriting in rolls width<=15cm,si	11 593	72 829	49 938	308 439
4810399000	Other kraft paper,paperboard, not forwriting	101 716	1 000 527	121 549	1 218 083
4810924000	Other paper & paperboard, multiplyrectang < 15 x 36 cm2	799	14 291	11 774	195 348
4810929000	Other paper & paperboard, multiply othrectang < 15 x 36 cm2	2 896 471	11 697 205	2 050 441	8 750 486
4810994000	Oth paper and paperboard of multiplyrectang < 15 x 36 cm2	0	1 600	0	8 200
4810999000	Oth paper and paperboard of multiply oth rectang < 15 x 36 cm2	613 293	3 091 186	605 318	4 045 209
4811102100	Floor covering on a base of paper orpaperboard,in roll <15cm, rect	15	30 562	1 385	53 518
4811102900	Other bituminised/asphalted paper&paperboard in roll <15cm, rec	2 551	109 189	9 924	365 786
4811109100	Floor covering on a base of paper orpaperboard,in other size	0	136	0	1 833
4811109900	Other bituminised/asphalted paper & paperboard,in other size	312 264	1 034 926	789 311	2 833 457
4811412000	Gummed or adhesive paper&paperboard,self-adhesive,rectang<15	95 950	578 627	560 647	3 272 616
4811419000	Gummed/ adhesive paper&paperboard,othself-adhesive,in other s	1 183 385	8 016 635	3 176 950	21 492 547
4811492000	Oth gummed or adhesive paper&paperboard in roll <15cm, rect<1	1 289	88 219	14 026	271 570
4811499000	Oth gummed or adhesive paper&paperboard,in other size	319 121	2 011 312	632 802	4 997 036
4811513100	Floor covering on a paper coated,impregntd wth plastic,bleached,)	0	8 753	0	10 187
4811513900	Oth paper coated,impregnated/coveredwith plastic,bleached,wg>	622 479	3 661 562	938 358	5 412 476
4811519100	Floor covering on a paper coated,impregntd wth plastic,bleached,c	0	273	0	143
4811519900	Oth paper coated,impregnated/coveredwith plastic,bleached,oth s	427 930	2 890 635	786 862	8 532 635
4811592000	Oth paper coated,impregnated/coveredwith plastics&aluminium f	2 747 009	16 428 283	12 358 896	48 284 250
4811594100	Floor covering on a paper coated,impregwth plastic,unbleached,re	8 521	365 149	82 793	217 251

**I.3. IMPOR MENURUT KOMODITI / IMPORT BY HS COMMODITY**  
**\*\*\* JULI/ JULY 2013 \*\*\***

HS	Uraian Komoditi Commodity Description	Berat Bersih / Net Weight (Kg)		Nilai / Value C.I.F (US\$)	
		Bulan ini Current Month	Kumulatif Cum.Jan. to date	Bulan ini Current Month	Kumulatif Cum.Jan. to date
4811594900	Oth paper coated,impregnated/ coveredwith plastic,unbleached, re	199 888	852 788	567 302	2 619 526
4811599100	Floor covering on a paper coated,imptdwith plasticun,bleached,otl	0	32 922	0	63 466
4811599900	Oth paper coated,impregnated/ coveredwith plastic,unbleached,ot	628 603	3 652 858	2 048 238	12 600 318
4811602010	Paper coated,impregnated/ covered withwax,paraffin,stearin,oil,re	7	16 735	200	136 318
4811602090	Oth Paper coated,impregnated/ coveredwth wax,paraffin,stearin,o	43 512	103 081	35 317	126 407
4811609010	Paper coated,impregnated/ covered withwax,paraffin,stearin,oil,ot	31 655	106 447	51 030	181 440
4811609090	Oth Paper coated,impregnated/ coveredwith wax,paraffin,stearin,c	179 207	1 091 640	344 389	1 963 690
4811904100	Flooring covering a paper,cellulose wadd web of cell fibr roll<15cr	164 077	786 210	267 462	1 366 051
4811904900	Oth paper, paperboard,cellulose waddingweb of cell fibr roll<15cr	10 205	150 930	38 036	587 698
4811909100	Flooring covering a paper,cellulose wadd web of cell fibres,other s	134	14 651	836	46 519
4811909900	Oth paper, paperboard,cellulose waddingweb of cell fibres,other s	1 635 458	7 386 746	4 027 289	19 687 565
4812000000	Filter blocks,slabs& plates,of paper pulp	45 004	62 347	198 932	417 377
4813100000	Cigarette paper,in the form of bookletsor tubes	215 470	941 718	1 160 892	5 450 325
4813200000	Cigarette paper,in the form in rolls ofa width not exceeding 5 cm	600 615	2 762 971	3 076 921	13 241 189
4813901000	Cigarette paper,oth in the of booklets,tubes & in rolls,width <5 cm	82 577	825 739	420 759	5 095 263
4813909000	Cigarette paper,oth in the of booklets,tubes & in rolls	969 119	6 112 026	3 967 642	27 074 877
4814200000	Wallpaper&similar wall coverings,consist of peper coaled wth a gr:	495 526	2 453 875	1 192 898	6 103 936
4814900000	window transparencies of paper	200 573	1 405 155	469 324	2 759 574
4816201000	Self-copy paper (other than of 48.09)inrolls of a width 25<oneside.	0	2 213	0	4 549
4816209000	Other self-copy paper (other than of48.09)	7	84 969	9	162 896
4816901000	Carbon paper	951	61 561	3 435	135 961
4816902000	Other copying paper	0	320	0	4 202
4816903000	offset platesof paper	0	1 402	0	8 864
4816904000	Heat transfer paper	537	49 526	60 701	298 911
4816909000	Other heat transfer paper & offsetplates of paper	82 438	402 325	190 705	1 199 701
4817100000	Envelopes	64 291	843 437	181 702	2 517 498
4817200000	Letter cards,plain postcards and correspondence cards	3 202	30 016	10 214	53 393
4817300000	Boxes,pouches,wallets & writingcompendiums,of paper or paperb	22 772	96 805	84 276	470 229
4818100000	Toilet paper	386	1 961	8 624	15 024
4818200000	Handkerchiefs,cleansing or facialissues & towels	60 546	934 124	212 921	2 297 972
4818301000	Tablecloths	94	99 178	889	68 647
4818302000	Serviettes	214	5 350	1 220	51 731
4818500000	Articles of apparel & clothing, of paper pulp,paper	1 686	12 645	21 839	83 534
4818900000	Other articles of apparel & clothing, of paper pulp,paper	180 106	867 323	580 955	2 530 245
4819100000	Cartons,boxes & cases, of corrugatedpaper or paperboard	2 301 724	14 372 176	4 633 611	30 702 118
4819200000	Folding cartons,boxes& cases,of non-corrugated paper or paperbo:	3 680 293	18 941 098	14 030 801	70 420 731
4819300000	Sacks&bags,having a base of a width of40 cm or more	1 105 568	3 176 100	1 649 686	5 825 397
4819400000	Other sacks and bags, including cones	352 895	1 171 650	1 036 452	3 703 890
4819500000	Other packing containers,includ recordsleeves	768 118	4 969 625	3 997 679	22 273 055
4819600000	Box files,letter trays,storage boxes&similar articles,used in offices,	147 976	683 379	491 204	2 433 725
4820100000	Registers,account books,note books,order books,diaries & similar :	49 435	437 542	225 968	1 700 384
4820200000	Exercise books	103 414	481 796	204 780	1 049 762
4820300000	Binders(other than book covers),foldersand file covers	27 084	237 578	80 190	567 162
4820400000	Manifold business forms& interleavedcarbon sets	2 519	8 651	5 797	25 159
4820500000	Albums for samples or for collections	3 074	32 890	4 112	137 735
4820900000	Other exercise book,binders,manifold,albums	100 922	625 150	158 470	1 185 639
4821101000	Printed,labels of a kind for jewelery,incl objects personal carried in	118 153	944 293	1 911 968	16 194 855
4821109000	Printed,oth labels of a kind for jewel,incl objects personal carried i	717 997	4 274 652	8 064 932	59 763 077
4821901000	Oth printed,labels of a kind for jewel,incl objects personal carried i	9 145	184 015	198 315	2 173 821
4821909000	Oth printed,oth labels of a kind for jewell incl objects personal carr	144 183	1 454 196	1 300 126	8 986 463
4822101000	Cone of pulp of a kind used for windingtextile yarn	20 022	154 300	32 416	261 880
4822109000	Bobbins,spools,cops&similar of pulp,othof a kind used for winding	297	2 291	6 644	37 139
4822901000	Oth Cone	29 121	580 103	41 851	732 420
4822909000	Other bobbins,spools,cops & similar	38 315	341 067	292 718	9 187 358
4823201000	Filter paper in rolls or sheets,instrips,rolls or sheets	248 770	1 602 885	1 199 582	7 275 316
4823209000	Othert filter paper in rolls or sheets	198 038	3 219 855	809 772	6 216 065
4823402100	Cardiograph recording paper	1 366	8 338	12 785	76 022
4823402900	Oth paper for electro-medical apparatus	1 326	3 388	3 411	25 237
4823409000	Oth rolls,sheets&dials,printed for self-recording apparatus	13 697	387 534	90 163	1 781 534
4823610000	Trays,dishes,plates,cups&the like,of paper or paperboard of bamb	0	1	0	1
4823690000	Trays,dishes,plates,cups&the like,ofpaper or paperboard of oth th:	67 777	254 562	179 713	921 654
4823700000	Mouldad or pressed articles of paperpulp	57 175	595 594	473 327	3 991 371
4823901000	Coconing frames for silk-worms	146	167	249	1 016
4823902000	Display cards for jewellery,incl objects personal carried in pocket,i	12 302	19 934	84 902	98 796
4823903000	Dia-cut polyethylene coated peperboardof a kind for manufacture	24 236	197 005	48 445	201 840
4823904000	Paper tube sats of kind used for themanufacture of fireworks	41 134	123 831	437 810	1 319 767
4823905100	Kraft paper,in rolls of a width of 209mm weight 150 g/m2 or less	317	4 327	4 410	53 498
4823905900	Kraft paper,in rolls of a width of 209 mOther weight	12 582	177 207	61 390	435 824
4823906000	Punched jacquard cards	1	959	28	10 084
4823907000	Fans & handscreen	8 455	40 383	45 534	232 318
4823909200	Joss paper	273 777	1 109 374	390 510	1 916 716

**I.3. IM POR MENURUT KOMODITI / IM PORT BY HS COM M ODITY**  
**\*\*\* JULI / JULY 2013 \*\*\***

HS	Uraian Komoditi Commodity Description	Berat Bersih / Net Weight (Kg)		Nilai / Value C.I.F (US\$)	
		Bulan ini Current Month	Kumulatif Cum.Jan. to date	Bulan ini Current Month	Kumulatif Cum.Jan. to date
4823909400	Cellulose wadding and webs of cellulosaFibers,coloured or marbled	6 794	13 624	19 565	34 050
4823909600	Oth, cut to shape other than rectangularor square	16 049	52 614	57 299	203 455
4823909900	Other,cut to size/shape,other than inStrips, rolls or sheets	190 812	2 346 307	982 160	6 533 734
4901100000	Printed books,brochures and similar prinin single sheets, whether	53 327	493 856	167 017	1 917 667
4901910000	Dictionaries andencyclopedias,and serialinstalments thereof	1 757	16 969	13 789	124 728
4901991000	Educational, technical, scientific,historical or cultural books	150 601	827 724	424 138	3 592 932
4901999000	Oth printed books,brochures, and similarprinted	256 428	1 624 883	2 201 163	12 397 380
4902100000	Newspapers,journals & periodicalsappearing at least four times a w	0	1	0	59
4902901000	Newspapers,journals & periodicalsOth appearing at least four time	35	15 269	857	44 367
4902909000	Other newspapers,journals & periodicals	6 111	42 858	21 446	238 754
4903000000	Childrens picture,drawing or coloringbooks.	224	21 054	971	82 000
4904000000	Music,printed or in manuscript,whetheror not bound or illustrated	6 162	17 138	145 916	242 608
4905100000	Globes	1 741	6 533	16 037	41 055
4905910000	Maps & hydrographic/similar chartsof all kinds,in book form	2 057	7 174	2 794	29 336
4905990000	Other maps&hydrographic or similarcharts of all kinds	103	7 261	1 488	126 144
4906001000	Plans&drawings,including photographicreproductions on sensitise	0	1 516	0	37 783
4906009000	Plans&drawings,including photographicreproductions on carbon c	10 708	33 958	472 084	1 041 426
4907001000	Banknotes, being legal tender	0	219	0	6 300
4907002100	Postage stamps, unused	0	3	0	13
4907002900	ravanue and similar stamps,unused	2	344	19	10 783
4907004000	Stock,share/ bond certificates&similardocuments of title; cheque fr	68	721	26 509	35 498
4907009000	other similar stamps of current/newissue in the country in which t	1 966	11 807	483 613	4 453 678
4908100000	Transfers (decalcomanias), vitrifiable	31 431	167 018	417 617	3 949 406
4908900000	Other transfers (decalcomanias),vitrifiable	59 437	329 335	808 719	5 897 009
4909000000	Printed/illustrated postcards, cardgreetings, messages/ announcen	3 782	10 365	14 740	55 448
4910000000	Calendars of any kind,printed,includingcalendar blocks.	13 161	25 965	20 071	103 643
4911101000	Catalogues listingonly educationhistorical or cultural books&public	24 173	113 412	207 030	712 840
4911109000	Oth trade advertising material,commercial catalogues and the like	71 215	356 181	667 962	3 150 031
4911912100	Wall pictures,anatomical or botanicaldiagrams and charts	0	434	0	9 873
4911912900	Other wall picture & diagrams forinstructional purposes	3 470	22 537	9 308	108 631
4911913100	Printed picture & photograph,anatomical/botanical diagram/ chart	0	586	0	3 020
4911913900	Oth printed picture & photographoht anatomical/botanical diagra	2 119	5 195	2 351	12 863
4911919000	Other picture, designs & photograph	75 192	195 735	196 805	742 023
4911991000	Printed card for jewellery,small objectpersonal adornment/ article	283	8 130	3 751	13 707
4911992000	Printed labels for explosives	0	265	0	14 356
4911993000	Educational, technic,scientific,historisor cultural printed on a set o	1	976	26	16 408
4911999000	Oth printed card, printed labels,educational printed on a set of car	120 352	564 164	1 066 588	6 631 642
5001000000	Silkworm cocoons suitable for reeling.	15	192	425	5 422
5004000000	Silk yarn(oth than yarn spun from silkwaste) not put up for retail s	23 411	144 293	54 830	429 810
5005000000	Yarn spun from silk waste,not put up forretail sale.	649	5 866	28 856	101 408
5007101000	Fabrics of noil silk: printed by thetraditional batik process	721	3 029	18 362	39 339
5007109010	Fabrics of noil silk: oth printedtraditional batik process	0	184	0	45 243
5007109090	Other fabrics of noil silk	0	252	0	33 071
5007209010	Oth fabrics, containing >= 85% by weightof silk; printed bleached c	0	337	0	22 183
5007209090	Oth fabrics, containing >= 85% by weightof silk; other	29	32 130	1 921	392 561
5007909090	Oth fabrics; containing < 85% by weightof silk	1	46	1	2 339
5101110000	Shorn wool, not carded/combed, greasy,including fleece-washed v	1 463	78 210	58 871	721 774
5101190000	Oth Shorn wool,not carded/combed,greasy,including fleece-washe	1	54	6	347
5101210000	Shorn wool, not carded/combed,degreasednot carbonised	30 488	128 379	95 342	473 134
5101290000	Other Shorn wool, not carded/combed,degreased not carbonised	9	20	44	84
5102110000	Fine animal hair,not carded/combedof kashmir (cashmere) goats	3 941	10 615	128 909	896 362
5105100000	Carded wool	0	2 112	0	45 462
5105210000	Combed wool in fragments	1	1	1	1
5105290000	Combed wool not in fragments	47 402	569 409	480 453	7 013 810
5105390000	Fine animal hair, carded/combedOther of goats	0	752	0	18 569
5106100000	Yarn,carded wool > 85% by weight not putup for retail sale	39 054	120 776	325 827	2 390 571
5106200000	Yarn,carded wool < 85% by weight not putup for retail sale	87 508	547 136	1 575 330	8 734 445
5107100000	Yarn,combed wool > 85% by weight not putup for retail sale	2 628	59 987	25 963	1 114 512
5107200000	Yarn,combed wool < 85% by weight not putup for retail sale	225	73 163	8 806	1 016 718
5108200000	Yarn of fine animal hair not put up forretail sale, combed	823	4 540	24 152	151 992
5109100000	Yarn,wool/ animal hair > 85% by weight,for retail sale	53 147	352 930	2 114 907	11 681 738
5109900000	Yarn,wool/ animal hair < 85% by weight,for retail sale	2 524	2 583	55 464	55 921
5111111000	Woven fabric,carded,wool/ animal hair>85%weight < 300 g/m;prin	266	453	11 183	14 565
5111119000	Woven fabric,carded,wool/ animal hair>85%weight < 300 g/m;oth	3 480	13 053	295 406	631 546
5111191000	Woven fabric,carded,wool/ animal hair>85%weight>300 g/m;print	0	1	0	10
5111199000	Woven fabric,carded,wool/ animal hair>85%weight>300 g/m;oth p	21	7 112	1 396	157 359
5111200000	Other, mixed mainly or solely withman-made filaments	1 716	29 200	36 399	594 447
5111300000	Other, mixed mainly or solely withman-made staple fibres	12	196 399	68	1 764 993
5111900000	Other woven fabrics of carded wool orcarded fine animal hair	0	10 003	0	122 668
5112111000	Woven fabric,combed wool/ animal hair>85%weight<200 g/m;prin	46	3 923	3 723	97 902
5112119000	Woven fabric,combed wool/ animal hair>85%weight<200 g/m;oth	93 157	496 519	2 921 144	16 033 424













**I.3. IM POR MENURUT KOMODITI / IM PORT BY HS COM M ODITY**  
**\*\*\* JULI / JULY 2013 \*\*\***

HS	Uraian Komoditi Commodity Description	Berat Bersih / Net Weight (Kg)		Nilai / Value C.I.F (US\$)	
		Bulan ini Current Month	Kumulatif Cum.Jan. to date	Bulan ini Current Month	Kumulatif Cum.Jan. to date
5601302000	Polypropylene fibre flock,length<=5mm	0	2 146	0	9 892
5601309000	Textile flock & dust mill neps oth thanpolyamide fibre flock;length	10 684	71 519	54 553	476 519
5602100000	Needleloom felt & stitch-bonded fibrecovered/laminated.	28 770	306 711	110 471	1 748 614
5602210000	Oth felt of wool/fine animal hair,notimpregnated,coated,covered	4 573	32 504	26 447	313 426
5602290000	Oth felt of oth textile materials,notimpregnated,coated,covered	2 134	40 436	35 137	595 186
5602900000	Felt, oth thn needleloom&oth felt notimpregnated, coated, covere	79 127	494 956	683 328	5 062 635
5603110000	Non woven of man-made filament, notimprgnatd,cvred/lminate	1 558 224	12 477 800	4 997 637	38 681 351
5603120000	Non woven of m-m-f, not imprgnated,covred/lminated; 25g/ m<w	578 877	6 173 189	3 088 103	29 716 774
5603130000	Non woven of m-m-f, not imprgnated,covred/lminated; 70g/ m<w	466 803	3 794 794	2 077 773	13 268 257
5603140000	Non woven of m-m-f, not imprgnated,covered/ laminated; weight>	578 897	3 601 934	3 042 841	22 345 380
5603910000	Non woven of oth m-m-f, weight<=25g/m2	498 025	2 319 334	1 642 592	7 950 440
5603920000	Non woven of oth m-m-f,25g/m2<weighing<=70g/m2	948 902	4 125 909	3 031 996	18 577 482
5603930000	Non woven of oth m-m-f,70g/m2< weighing<=150g/m2	87 114	436 849	724 825	3 672 534
5603940000	Non woven of oth m-m-f,weight<=150g/m2	462 604	2 901 997	2 637 306	16 353 021
5604100000	Rubber thread & cord, textile covered & the like head 5404/5405	44 264	314 742	1 399 042	6 163 614
5604901000	Imitation catgut,of silk yarn	2 002	17 157	26 908	264 091
5604902000	Rubber impregnated textile thread yarn	612	61 961	9 673	130 922
5604903000	High tenacity yarn of polyester,of nylon/oth polyamides/of viscose	73	38 679	2 113	260 621
5604909000	Oth thn rubber thread&cord, textilecovered&the like head 5404/54	30 184	234 664	503 756	3 299 762
5605000000	Metallised yarn,whether/ not gimped,being textl yarn/ strip like hea	24 061	100 236	117 649	479 613
5606000000	Gimped yarn,&strip&like of head 5404/5405,gimped,chenille yarn	150 114	808 803	376 050	2 079 694
5607210000	Binder/baler twine of sisal/ oth textilefbrs of genus agave	1 191	39 703	20 568	106 032
5607290000	Oth binder/baler twine of sisal/othtextile fbrs of genus agave	161 817	640 579	363 340	2 474 870
5607410000	Binder/baler twine of polyethylene/polypropylene	2 344	10 431	11 898	99 734
5607490000	Oth binder/baler twine of polyethylene/polypropylene	1 266 650	7 547 508	1 620 015	11 715 153
5607501000	V-belt cord of man-made fibres treatedresorcinol formaldehyde>=	17 015	96 998	312 137	1 744 834
5607509000	Oth v-belt cord of m-m-fibrs treatedresorcinol formaldehyde>=10	76 263	680 266	410 774	3 968 819
5607901000	Twine,cordage,ropes&cables of artificialfibres	4 852	47 299	66 498	594 735
5607902000	Twine,cordage,ropes&cables of abaca/othhard fibres	0	1 228	0	11 935
5607903000	Twine,cordage,ropes&cables of jute/othtextile bast fibr head 530	0	162 858	0	124 548
5607909000	Oth twine,cordage,ropes&cables	88 504	501 103	374 237	2 525 095
5608110000	Made up fishing net of man-made textilematerials	584 222	2 932 234	817 728	4 226 247
5608192000	Net bags of man-made textile material	1 820	31 164	11 722	131 089
5608199000	Oth net bags of man-made textilematerials	102 380	364 408	274 010	1 032 041
5608901000	Net bags of oth man-made textilematerials	370	38 785	3 257	114 196
5608909000	Oth net bags of oth man-made textilematerials	215 516	624 670	582 458	2 161 307
5609000000	Articles of yarn,strip/ the like of head5404/5405,twine,cordage,rop	147 813	1 126 365	730 062	5 816 270
5701101000	Prayer rugs of carpet of wool/fineanimal hair	0	82	0	293
5701109000	Oth prayer rugs of carpet of wool/fineanimal hair	111	2 960	6 995	17 345
5701901900	Oth prayer rugs of carpet of cotton	0	45	0	364
5701909100	Prayer rugs of carpet oth than wool/ cotton	0	12	0	327
5701909900	Oth prayer rugs of carpet oth than wool/ cotton	0	1 055	0	3 145
5702200000	Floor covering of coconut fibres (coir)not tufted/flocked	15 141	17 012	29 204	67 941
5702310000	Floor cov of pile construct of wool/fineanimal hair,not made up, noi	0	50 472	0	461 128
5702320000	Floor cov of pile construct of man-madetext mat, not made up,not	14 376	14 388	50 184	50 252
5702391000	Floor cov of pile construct of cottonnot made up, not tufted/flocke	5 014	5 014	10 811	10 811
5702399000	Floor cov of pile construct of othtextile materials, not made up,noi	0	85	0	1 077
5702411000	Prayer rugs of floor cov of pileconstrct,made up of wool/fine anml	0	162	0	592
5702419000	Oth prayer rugs of floor cov of pileconstrct,made up of wool/fine a	265	885	915	26 947
5702421000	Prayer rugs of floor cov of pileconstrct,made up of man-made text	199 703	599 097	370 715	1 252 523
5702429000	Oth prayer rugs of floor cov of pileconstrct,made up of man-made	99 450	328 465	140 291	781 309
5702491900	Oth prayer rugs of floor cov of cottonof pile constrct,made up	0	43	0	678
5702509000	Oth floor cov of oth textile materialnot of pile construct,not made	0	65	0	102
5702919000	Oth floor cov not prayer rug not of pileconstrct made up of wool/f	378	378	22 175	22 175
5702921000	Prayer rugs not of pile constrct made upof man-made textl matrIs	25 884	283 678	17 849	353 173
5702929000	Oth floor cov not prayer rug not of pileconstrct,md up,of man-mac	28 800	307 096	19 000	284 813
5702991100	Prayer rugs not of pile constrct made upof cotton,of oth textile ma	0	4 124	0	5 369
5702991900	Oth floor cov not prayer rug not of pileconstrct,md up,of cotton,ot	0	130 948	0	99 275
5703109000	Carpet&oth txtl flr cov.,tufted, whthr/ not made up,of wool/fine ar	1 625	27 726	11 734	60 265
5703209000	Carpet&oth txtl flr cov,tufted,not prayrug,not made up,of nlyn/oth	386 872	1 641 464	1 714 429	6 145 075
5703301000	Prayer rugs of cotton, whthr/ notmade up,of oth man-md-txtl mtrl:	0	104 010	0	199 057
5703309000	Carpet&oth txtl flr cov,tufted,not prayrug,of ctin not made up,of c	424 738	2 419 108	925 727	5 356 163
5703901900	Carpet&oth txtl flr cov.,tufted, whthr/ not made up,of cotton,oth t	7 882	83 015	73 947	415 777
5703909100	Floor mats, whthr/ not made up,not ctn&jute fbr,oth txtl mtrl	59 532	277 920	318 946	1 996 912
5703909900	Carpet&oth txtl flr cov.,tufted, whthr/nt md up,not ctn&jute fbr,c	69 740	235 436	262 406	955 120
5704900000	Oth textile tiles, having a surface <=0,3m,felt,no tufted/flocked,ma	518 873	2 911 213	663 561	3 728 414
5705001100	Prayer rugs of cotton, whthr/ not made up	0	239	0	5 838
5705001900	Oth carpet&oth txtl flr cov,oth prayrug of cotton,whthr/ not made	0	225	0	5 463
5705002900	Oth carpet&oth txtl flr cov,oth Non wovnfloor covrng of jute fbrs,v	0	1 153	0	4 683
5705009100	Prayer rugs of oth thn cotton&jutefibres,whthr/ not made up	46 352	178 431	39 592	181 633
5705009200	Non woven floor covering of oth cotton&jute fibres,whthr/ not ma	14 188	55 413	108 878	441 550

**I.3. IMPOR M ENURUT KOMODITI / IMPORT BY HS COMMODITY**  
**\*\*\* JULI / JULY 2013 \*\*\***

HS	Uraian Komoditi Commodity Description	Berat Bersih / Net Weight (Kg)		Nilai / Value C.I.F (US\$)	
		Bulan ini Current Month	Kumulatif Cum.Jan. to date	Bulan ini Current Month	Kumulatif Cum.Jan. to date
5705009900	Oth carpet&oth txtl flr cov,oth pray rugof oth cotton&jute fibres,w	214 638	809 307	310 474	990 646
5801101000	Woven pile&chenille fabrics of wool/fine anml hair, impregntd,coz	1 171	1 185	4 477	5 050
5801109000	Woven pile&chenille fabrics of wool/fine anml hair,not impregntd	2 897	52 147	33 819	280 032
5801211000	Uncut weft pile fbrcs of cotton,imprgntd,coatd,coverd oth thn of h	25	43	95	459
5801219000	Uncut weft pile fbrcs of cotton,notimprgntd,coverd oth thn of hea	2 803	22 266	34 273	251 416
5801221000	Cut corduroy of cotton,imprgntd,coatd,coverd oth than of head 5E	10 270	47 744	51 513	274 408
5801229000	Cut corduroy of cotton,not imprgntd,coatd,coverd oth than of hea	44 184	242 365	591 181	2 868 608
5801239000	Oth weft pile fbrcs of cotton,notimprgntd,coverd oth thn of head :	1	4 079	2	6 899
5801269000	Chenille fabrics of cotton,not imprgntd,coatd,coverd oth than of h	0	430	0	9 067
5801279000	Warp pile fbrcs of cotton,not imprgntd,coatd,coverd oth than of h	12 164	14 964	205 260	243 360
5801319000	Uncut weft pile fbrcs of man-made fbrs,not imprgntd,oth thn of he	60	2 737	580	24 266
5801321000	Cut corduroy of man-made fibres, imprgntd,oth thn of head 5802/	2 576	104 483	45 742	1 496 674
5801329000	Cut corduroy of man-made fibres, notimprgntd,oth thn of head 58	0	551	0	11 790
5801339000	Oth weft pile fabrics of man-made fbrs,not imprgntd,oth thn of he	2	1 257	41	29 649
5801361000	Chenille fabrics of man-made fribres,imprgntd,oth thn of head 58C	11 463	12 203	43 781	51 169
5801369000	Chenille fabrics of man-made fribres,not imprgntd,oth thn of head	25 392	54 990	90 863	207 158
5801371000	Warp pile fbrcs of man-made fribres,imprgntd,oth thn of head 58C	0	4 493	0	46 700
5801379000	Warp pile fbrcs of man-made fribres,not imprgntd,oth thn of head	50	23 712	22	234 911
5801901100	Othr carpet & text floor covrng of silk,imprgntd,oth thn of head 58	4	4	290	290
5801901900	Othr carpet & text floor covrng of silk,not imprgntd,oth thn of hea	0	3	0	37
5801909900	Othr carpet & text floor covrng of othtxtl mtrl, not imprgntd,oth o	10 969	70 954	111 428	732 247
5802110000	Unbleached terry towelling&wovenfabrcs of cotton oth thn head c	28 590	230 928	326 457	2 695 988
5802190000	Bleached terry towelling&wovenfabrcs of cotton oth thn head of 5	2	335	86	6 201
5802200000	Terry towelling&woven fabrcs of othtextile material othr than hea	1 273	3 161	11 447	52 937
5802301000	Tufted textile fabrics,inpregnated,coated/covered oth thn of head	21 126	99 646	79 615	329 436
5802302000	Tufted textile fabrics,woven of cotton/of man made fbrs oth thn h	12 479	562 208	106 128	4 883 018
5802309000	Other tufted textile fabrics of otherthan fabrics of head 5806	0	50	0	409
5803001000	Gauze of cotton, oth than narrowfbrcs of heading 5806	19 543	22 822	46 164	64 068
5803002000	Gauze of man-made fibres, oth thannarrow fbrcs of heading 5806	2 498	2 610	55 697	61 705
5803009900	Gauze of other, oth than narrowfbrcs of heading 5806	0	832	0	21 479
5804101100	Tulles&oth net fbrics of silk,imprgntdcoatd,coverd oth thn of hea	410	69 033	8 198	203 289
5804101900	Tulles&oth net fbrics of silk,notimprgntd,oth thn of head 6002-6C	4 358	46 041	54 054	658 775
5804102900	Tulles&oth net fbrcs of cotton,notimprgntd,oth thn of head 6002	1 100	53 744	20 548	917 999
5804109100	Tulles&oth net fbrc oth thn silk/ cotton,imprgntd,oth thn of head	2 486	23 009	60 857	480 853
5804109900	Tulles&oth net fbrc oth thn silk/ cotton,not imprgntd,oth of head 6	58 774	350 471	331 367	3 063 100
5804211000	Mechanically made lace of man-made fbrsimprgntd,oth thn of he	10 764	132 082	233 635	3 316 748
5804219000	Mechanically made lace of man-made fbrsnot imprgntd,oth of hea	71 615	383 646	884 884	5 995 887
5804291000	Mechanically made lace of oth txtl mtrlimprgntd,oth thn of head	1 147	31 887	19 162	385 961
5804299000	Mechanically made lace of oth txtl mtrlnot imprgntd,oth of head 6	37 581	270 032	641 121	6 081 166
5804300000	Hand-made lace oth than fabric ofhead 6002 to 6004	4 308	28 983	93 125	875 884
5805009900	Hand-woven tapestries of other thancotton, whether/ not made up	2 157	22 917	14 218	299 870
5806101000	Woven pile fabrics of silk other thangoods of head 5807	1 773	16 631	14 721	230 363
5806102000	Woven pile fabrics of cotton other thangoods of head 5807	2 856	38 180	77 749	883 177
5806109000	Woven pile fabrics of other than silk/ cotton other than goods of h	22 534	169 084	352 392	2 704 605
5806201000	Sport tape;weight>=5% of elastomeric yarn/thread	34 422	270 324	486 584	4 853 421
5806209000	Other woven fabrics;weight>=5% ofelstmeric yarn/thread oth thn	70 238	1 228 875	1 260 275	12 083 580
5806311000	Narrow woven fabrics of cotton for typewriter inked ribbon	2 277	16 100	29 705	267 296
5806312000	Backing of cotton for electricalinsulating paper	94	3 946	1 450	92 764
5806319010	Slide fastener ribbons of cotton; width<=12 mm	8 094	39 953	113 418	848 212
5806319020	Webbings of cotton used in coveringpipes,poles and the like	6 980	30 832	83 301	358 532
5806319090	Other woven fabrics of cotton otherthan goods of head 5807	10 229	89 198	133 819	1 491 225
5806321000	Narrow woven fabrics of man-made fibresfor typewriter inked ribt	245 734	988 309	1 266 503	5 783 525
5806324000	Backing of man-made fibres forelectrical insulating paper	930	46 816	7 317	306 008
5806329010	Slide fastener ribbons of man-madefibres; width <=12 mm	23 058	83 565	360 852	1 476 283
5806329020	Webbings of man-made fibres used incovering pipes, poles and th	373	850	8 756	13 381
5806329090	Other woven fabrics of man-made fibresoth than goods of head 5E	143 250	982 692	1 085 499	8 139 817
5806391000	Other woven fabrics of silk oth thangoods of head 5807	2 793	12 095	24 929	110 390
5806399100	Backing of oth textile material forelectrical insulating paper	5 893	43 461	65 872	456 553
5806399910	Woven fabrics of other textile materialused in covering piping, pol	30 432	72 344	264 551	642 404
5806399920	Narrow woven fabrics of other textilematerials for typewriter ribt	0	33	0	1 736
5806399930	Narrow fabrics of other textile materialfor slide fastener, width <=	843	1 850	13 979	34 063
5806399990	Other woven fabrics of other textilematerial	30 572	178 215	378 343	2 292 718
5806400000	Fabrics consisting of warp without weftassembled by an adhesive	1 396	20 473	19 394	259 002
5807100000	Woven Labels, badges, and similar articles, not embroidered	230 379	2 434 503	4 422 484	46 394 300
5807900010	Non woven Labels, badges, and similar articles, not embroidered	18 997	176 824	233 468	2 209 062
5807900090	Labels, badges, and similar articles ofoth textile materials, not emt	107 529	593 611	1 623 853	9 801 743
5808101000	Braid combined with rubber threads, notembroidery, not knitted/	1 173	10 342	17 080	153 592
5808109000	Braid not combined with rubber threads,not embroidery, not knitt	22 005	59 454	13 744	301 427
5808901000	Ornamental trimmings combined withrubber threads,not embroid	17 884	130 615	145 245	1 104 462
5808909000	Ornamental trimmings not comb. withrubber threads,not embroic	60 328	333 457	113 094	1 077 055
5809000000	Woven fabrics of metal thread & wovenfabrics of metallised yarn c	6	147	28	765

**I.3. IM POR MENURUT KOMODITI / IMPORT BY HS COMMODITY**  
**\*\*\* JULI / JULY 2013 \*\*\***

HS	Uraian Komoditi Commodity Description	Berat Bersih / Net Weight (Kg)		Nilai / Value C.I.F (US\$)	
		Bulan ini Current Month	Kumulatif Cum.Jan. to date	Bulan ini Current Month	Kumulatif Cum.Jan. to date
5810100000	Embroidery without visible ground,inpiece, in strip, in motifs	2 216	55 081	20 970	482 800
5810910000	Embroidery of cotton with visible ground,in piece, in strip, in motif	245 896	721 228	2 237 867	8 824 101
5810920000	Embroidery of man-made fibres with visible ground,in piece,in strip	66 655	130 349	389 085	1 064 167
5810990000	Embroidery of other textile materials with visible ground,in piece, i	161 604	765 191	1 937 607	10 155 418
5811001000	Quilted textile products in the piece,of wool/ fine/ coarse animal hair	12 229	60 270	180 087	835 101
5811009000	Quilted textile products in the piece,oth thn of wool/ fine/ coarse a	16 744	357 384	98 393	4 353 143
5901100000	Textile fabrics coated w gum/ amylaceused for covers books and	2 178	13 849	24 706	160 698
5901901000	Traching cloth	4	10	30	115
5901902000	Prepared painting canvas	0	8 064	0	39 680
5901909000	Buckram and similar stiffened textilefabrics for hat foundations	20 213	195 723	116 580	1 309 674
5902101100	Chafer fabrics,rubberised of nylon-6 yar	33 910	265 890	296 421	2 301 706
5902101900	Chafer fabrics,rubberised of nylonnot nylon-6 yarn	28 396	285 926	146 975	1 671 770
5902109100	Tyre cord fabrics of nylon or otherpolyamides of nylon-6 yarn	1 118 311	7 728 747	4 789 061	33 267 936
5902109900	Tyre cord fabrics of nylon or otherpolyamides of not nylon-6 yarn	503 006	3 461 217	2 791 662	18 297 905
5902202000	Chafer fabrics,rubberised of polyester	245 630	1 185 582	1 012 638	4 875 193
5902209100	Tyre cord fbrics of polyester,containingcotton	406 295	1 209 015	1 581 175	4 708 240
5902209900	Tyre cord fbrics of polyester, notcontaining cotton	860 423	4 141 683	3 674 336	17 446 935
5902901000	Chafer fabrics,rubberised of viscoserayon	1	181	3	2 910
5902909000	Other cord fabrics of high tenacity yarnof viscose rayon	4 922	44 460	35 517	436 099
5903100000	Textile fbrcs impregnated,coated,coveredwith polyvinyl chloride, r	4 159 929	26 178 068	5 762 879	36 758 982
5903200000	Textile fbrcs impregnated,coated,coveredwith polyurethane, not 5	1 401 103	11 603 431	10 432 030	94 423 254
5903900010	Canvas type fabrics impregnated,coated,covered with nylon,polya	181 475	1 276 006	1 339 908	10 458 213
5903900090	Other textile fabrics impregnated,coated,covered with plastics, no	449 758	3 266 150	4 008 711	32 682 826
5904100000	Linoleum	1 001	10 241	5 846	45 534
5904900000	Floor coverings consist of a coating orcovering on a textile backing	5 828	20 232	53 181	211 759
5905001000	Textile wall coverings of wol/ fine/ coarse animal hair	0	379	0	4 225
5905009000	Textile wall coverings oth thn of wol/ fine/ coarseanimal hair	3 736	8 548	34 606	78 170
5906100000	Adhesive tape of a width <= 20cm, otherthan of heading 5902	64 954	333 735	660 596	4 697 375
5906910000	Other rubberised textile fabrics,knitted/ crocheted, not heading 59	105 379	468 097	679 549	3 313 202
5906991000	Rubberised sheeting for hospital use,notknitted/ crocheted, not he	48	20 039	1 425	187 084
5906999000	Other rubberised textile fabrics, notknitted/ crocheted, not headin	63 181	311 179	416 514	2 409 564
5907001000	Fabrics impregnated,coated,covered withoil of oil-based preparati	1 802	15 413	10 563	95 033
5907003000	Textile fbrcs impregnated,coated,coveredwith fire resistant chemi	2 512	108 370	3 829	412 690
5907004000	Fabrics impregnated,coated,covered withflock velvet/ flock textile	76 878	315 343	292 048	1 147 094
5907005000	Fabrics impregnated,coated,covered withwax, tar, bitumen or simi	330	4 979	1 596	24 881
5907006000	Fabrics impregnated,coated,covered withother substances	172	4 230	2 711	65 108
5907009000	Painted canvas being thetrical scenery,studio back-cloths or the lik	5 688	20 322	168 202	483 828
5908001000	Wicks; incandescent gas mantles	0	21 909	0	90 933
5908009000	Tubular knitted gas mantle fabricstherefor	464	2 019	342	12 431
5909001000	Fire hoses	26 869	156 897	128 897	800 142
5909009000	Textile hosepiping & similar textiletubing other than fire hoses	22 408	278 698	70 105	2 306 795
5910000000	Transmission or conveyors belts orbeltng, of textile material	22 053	324 398	859 699	5 965 358
5911100000	Textile fabrics, felt & felt-lined woven for card clothing or technica	482 200	3 904 194	5 162 010	44 017 286
5911200000	Bolting cloth	2 845	20 957	22 977	322 610
5911310000	Textile fabrics & felts used in paper-making machines; weighing < t	8 497	211 701	1 304 790	9 457 667
5911320000	Textile fabrics & felts used in paper-making machines; weighing >=	81 644	523 525	4 798 104	30 235 798
5911400000	Straining cloth of a kind used in oil or the like including that of hur	10 220	69 429	139 333	873 322
5911901000	Gaskets and seals	2 483	12 272	24 747	147 246
5911909000	Other Textile products and articles fortechnical uses	120 419	1 406 290	1 272 064	10 926 688
6001100010	Long pile fabrics, unbleached, notmercerised, knitted/ crocheted	77	8 824	3 738	16 080
6001100090	Long pile fabrics, bleached, mercerised,knitted/ crocheted	90 120	482 400	587 487	3 040 487
6001210000	Looped pile fabrics of cotton, knitted/ crocheted	41 623	396 333	753 830	4 265 805
6001220000	Looped pile fabric of man made fibres,knitted/ crocheted	117 634	690 294	921 316	4 841 996
6001290000	Looped pile fabric of oth textile materknitted/ crocheted	10 398	192 151	89 732	1 636 782
6001910000	Other pile fabrics, of cotton, knitted/ crocheted	8 826	175 125	111 577	1 300 176
6001922000	Pile fabrics of 100% polyester staplefibres, 63,5mm_width_76,2m	250 051	2 033 421	2 371 205	19 654 747
6001923010	Other pile fabrics, of man made fibres,cont elastomeric/ rubber ya	0	136	0	1 676
6001923090	Other pile fabrics, of man made fibres,cont elastomeric/ rubber ya	174 779	985 542	2 267 340	13 496 425
6001929010	Other pile fabrics, of man made fibres,not cont elstmric/ rubber ya	890	15 504	11 993	311 613
6001929090	Other pile fabrics, of man made fibres,not cont elstmric/ rubber ya	225 813	1 793 803	1 304 119	11 564 408
6001991100	Oth pile fbrcs of oth txtl mtrial contelstmric/ rubber yarn,unbleach	0	781	0	2 584
6001991900	Oth pile fbrcs of oth txtl mtrial not coelstmric/ rubber yarn,unbleac	12 915	22 667	154 210	214 648
6001999100	Oth pile fbrcs of oth txtl mtrial contelstmric/ rubber yarn,bleachd,n	0	3 684	0	55 243
6001999900	Oth pile fbrcs of oth txtl mtrial not coelstmric/ rubber yarn,bleachd	11 711	188 235	128 604	3 014 600
6002400000	Knitted/ crocheted fabrics;elastomeric>5%, width<30cm, not rubbr	380 751	1 879 684	4 299 865	17 626 907
6002900000	Knitted/ crocheted fabrics;elastomeric>5%, width<30cm, rubber th	1 973 430	14 405 999	18 330 616	133 102 375
6003100000	Knitted/ crocheted fabrics of wool/ fineanimal hair, width<30cm, no	3 963	13 853	70 733	234 548
6003200000	Knitted/ crocheted fabrics of cotton,width<30cm, not 6001/6002	222 153	2 677 714	1 638 198	21 332 363
6003300000	Knitted/ crocheted fabrics of syntheticfibres, width<30cm, not 600	24 147	180 963	350 159	2 036 440
6003400000	Knitted/ crocheted fabrics of artificialfibres, width<30cm, not 6001	0	3 166	0	72 166
6003900000	Knitted/ crocheted fabrics of oth textilematerials, width<30cm, not	55 930	215 874	343 229	1 474 295

**I.3. IMPOR M ENURUT KOM ODITI / IM PORT BY HS COM M ODITY**  
**\*\*\* JULI / JULY 2013 \*\*\***

HS	Uraian Komoditi Commodity Description	Berat Bersih / Net Weight (Kg)		Nilai / Value C.I.F (US\$)	
		Bulan ini Current Month	Kumulatif Cum.Jan. to date	Bulan ini Current Month	Kumulatif Cum.Jan. to date
6004101000	Knitted/croch. fabrics:5%<elastomeric_200%,width>30cm,not rub	876 595	6 110 986	6 676 297	54 435 671
6004109000	Knitted/croch. fabrics:elastomeric>20%,width>30cm,not rubber tr	861 532	10 007 287	6 191 459	51 694 252
6004900000	Knitted/croch. fabrics:elastomeric>20%,width>30cm,rubber threa	254 578	2 406 374	2 076 123	22 975 514
6005210000	Warp knit fabrics of cotton othe than of heading 6001-6004	80 561	392 298	620 542	3 169 649
6005220000	Dyed warp knit fabrics of cotton othethan of heading 6001-6004	142 867	627 125	1 293 521	5 630 633
6005230000	Warp knit fabrics of cotton yarn of diffcolor oth than of heading 60	85 480	376 066	675 727	3 219 588
6005240000	Printed warp knit fabrics of cotton oththan of heading 6001-6004	25	1 175	200	9 677
6005311000	Wrp knit fbrc,of synthtc,bleach/ no, swimwear,of polyester&polybi	7 515	137 980	78 466	1 201 505
6005319000	Wrp knit fbrc,of synthtc,bleach/ no, oththn swimwr,of polystr&poli	86 971	1 145 069	977 910	14 650 990
6005321000	Warp knit fbrc,of synthtc,dyed, swimwr,of polyester&polybutyle	38 487	186 127	457 159	2 134 084
6005329000	Warp knit fbrc,of synthtc,dyed, oth thn swimwr,of polystr&polyb	188 858	1 769 800	1 649 281	15 068 015
6005331000	Wrp knit fbrc,of synthtc,yarn diff clrs, swimwr,of polyester&polyt	398	44 293	3 677	352 621
6005339000	Wrp knit fbrc,of synthtc,yarn diff clrs, oth thn swimwr,of polystr&f	6 749	71 161	131 857	1 219 201
6005341000	Warp knit fbrc,of synthtc,printed, swimwr,of polyester&polybut	1	4 244	4	54 621
6005349000	Warp knit fbrc,of synthtc,printed, oththn swimwr,of polystr&poly	132 608	419 190	1 485 841	6 405 645
6005410000	Warp knit fabrics of artifical fibres ofthan of heading 6001-6004	58	58	1 654	1 654
6005420000	Dyed warp knit fabrics of artifical fibroth than of heading 6001-600	29 272	257 069	492 305	3 302 239
6005430000	Warp knit fbrc of artfcl fbrs yarn ofdiff cls,oth than of heading 600	2 208	22 580	26 737	245 165
6005901000	Oth warp knit fabrics of wool/ fine anmlhair oth thn of heading 600	219	2 844	1 592	15 679
6005909000	Oth warp knit fabrics oth thn of wool/ fine anml oth thn heading 60	19 396	411 044	194 937	4 045 668
6006100000	Other knitted/crocheted fabrics ofwool/ fine animal hair	3 428	140 522	48 910	698 947
6006210000	Other knitted/crocheted fabrics ofcotton,bleached/ no bleached	10 342	93 651	63 720	884 857
6006220000	Other knitted/crocheted fabrics ofcotton,dyed	3 124 427	25 271 193	24 816 588	210 684 704
6006230000	Oth knit/crochtd fbrcs of cotton ofyarn of dif color	14 123	92 920	114 325	796 830
6006240000	Other knitted/crocheted fabrics ofcotton,printed	86 194	570 479	1 025 147	6 187 410
6006311000	Oth knit/crochtd fbrcs of nylon fibrmesh ,bleached/ no bleached	226	30 117	1 502	311 979
6006312000	Oth knit/crochtdfbrcs of synthtc fibr,elastis, bleached/ no bleached	8 437	115 298	77 780	1 103 089
6006319000	Oth knit/crochtdfbrcs of synthtc fibr,oth than nylon&elastis,bleach	100 612	1 496 268	1 275 885	17 974 181
6006321000	Oth knit/crochtd fbrcs of nylon fibrmesh,dyed	26 879	431 321	274 343	4 447 574
6006322000	Oth knit/crochtd fbrcs of synthtc fibr,elastis,dyed	25 349	38 505	37 779	170 846
6006329000	Oth knit/crochtd fbrcs of synthtc fibr,than nylon&elastis,dyed	658 549	4 413 708	6 037 586	43 955 041
6006331000	Oth knit/crochtd fbrcs of synthtc fibr,of yarn of diff colors,elastis	0	13 846	0	117 528
6006339000	Oth knit/crochtd fbrcs of synthtc fibr,of yarn of diff colors,not elas	6 384	44 762	27 008	284 541
6006341000	Oth knit/crochtd fbrcs of synthtc fibr,printed,elastis	4 845	90 919	19 096	359 382
6006349000	Oth knit/crochtd fbrcs of synthtc fibr,printed,not elastis	20 615	108 254	368 969	1 984 231
6006411000	Oth knit/crochtd fbrcs of artificalfibr, elastis,bleached/ no bleache	104	245	1 154	2 870
6006419000	Oth knit/crochtd fbrcs of artificalfibr, not elastis,bleached/ no blea	3	1 035	3	2 727
6006421000	Oth knit/crochtd fbrcs of artificalfibr, elastis,dyed	7 763	137 503	85 611	1 481 973
6006429000	Oth knit/crochtd fbrcs of artificalfibr, not elastis,dyed	78 460	578 525	400 006	4 220 208
6006431000	Oth knit/crochtd fbrcs of artificalfibr of yarn of diff colors,elastis	0	4 017	0	27 440
6006439000	Oth knit/crochtd fbrcs of artificalfibr of yarn of diff colors,not elas	0	9 812	0	118 329
6006441000	Oth knit/crochtd fbrcs of artificalfibr, printed,elastis	0	2	0	2
6006449000	Oth knit/crochtd fbrcs of artificalfibr, printed,not elastis	295	399	2 446	3 105
6006900000	Other knitted/crocheted fabrics ofother material	915 743	5 631 820	7 835 342	47 745 932
6101200000	Men's/boy's ovr coats,car coat,capes,knittd/ crochtd of cotton	178	7 278	9 163	159 447
6101300000	Men's/boy's ovr coats,car coat,capes,knittd/ crochtd of man-made	705	9 681	35 495	342 063
6101900000	Men's/boy's ovr coats,car coat,capes,knittd/ crochtd of oth textile	1 077	5 678	3 474	154 554
6102100000	Women's/girl's ovr coats,car coat,capes,knittd/ crochtd of wool/ fin	54	7 747	3 414	104 953
6102200000	Women's/girl's ovr coats,car coat,capes,knittd/ crochtd of cotton	126	1 861	7 482	86 595
6102300000	Women's/girl's ovr coats,car coat,capes,knittd/ crochtd of man-ma	423	4 828	25 483	110 143
6102900000	Women's/girl's ovr coats,car coat,capes,knittd/ crochtd of oth texti	4 262	14 034	59 315	139 196
6103100000	Men's/boy's suits knitted/crocheted	25 358	244 802	68 945	600 357
6103220000	Men's/boy's ensembles of cotton,knitted/crocheted	5	16 657	276	42 567
6103230000	Men's/boy's ensembles of synthtc fibr,knitted/crocheted	21	490	270	4 338
6103290000	Men's/boy's ensembles of oth textilematerial, knitted/crocheted	545	1 046	9 838	14 001
6103310000	Men's/boy's jackets&blazers of wool/ fine animal hair, knitted/croc	12	1 479	2 029	33 094
6103320000	Men's/boy's jackets&blazers of cotton,knitted/crocheted	1 609	46 831	46 877	275 231
6103330000	Men's/boy's jackets&blazers of synthtcfibres, knitted/crocheted	1 094	10 738	53 095	409 307
6103390010	Men's/boy's jackets&blazers of rami,linen or silk, knitted/crochete	0	42 216	0	614 556
6103390090	Men's/boy's jackets&blazers of othertextile materials, knitted/croc	40	5 653	143	43 556
6103410000	Men's/boy's trousers, breeches&shortsof wool/ fine animal hair, kr	0	100	0	4 031
6103420000	Men's/boy's trousers, breeches&shortsof cotton, knitted/crochete	3 050	56 272	54 132	740 395
6103430000	Men's/boy's trousers, breeches&shortsof synthtc fibres, knitted/cr	4 753	23 956	172 908	820 166
6103490000	Men's/boy's trousers, breeches&shortsof oth textile material, knit	104	54 708	4 351	319 097
6104130000	Women's/girl's suits of synthtc fibr,knitted/crocheted	17 089	164 656	47 787	428 976
6104192000	Women's/girl's suits of cotton,knitted/crocheted	51 907	401 765	125 077	950 849
6104199000	Women's/girl's suits of oth textilematerial, knitted/crocheted	1	7 439	4	160 040
6104220000	Women's/girl's ensembles of cotton,knitted/crocheted	0	2 028	0	7 921
6104230000	Women's/girl's ensembles of synthtcfibres,knitted/crocheted	267	5 116	2 321	14 812
6104290000	Women's/girl's ensembles, of othertextile materials,knitted/croch	0	107	0	562
6104320000	Women's/girl's jackets&blazers ofcotton, knitted/crocheted	15 119	119 373	60 050	429 601

**I.3. IM POR MENURUT KOM ODITI / IM PORT BY HS COM M ODITY**  
**\*\*\* JULI / JULY 2013 \*\*\***

HS	Uraian Komoditi Commodity Description	Berat Bersih / Net Weight (Kg)		Nilai / Value C.I.F (US\$)	
		Bulan ini Current Month	Kumulatif Cum.Jan. to date	Bulan ini Current Month	Kumulatif Cum.Jan. to date
6104330000	Women's/ girl's jackets& blazers of synthetic fibres, knitted/ crocheted	9 725	77 258	39 309	309 309
6104390000	Women's/ girl's jackets& blazers of oth textile materials, knitted/ croch	665	15 010	38 065	295 016
6104410000	Women's/ girl's dresses of wool/ fine animal hair, knitted/ crocheted	17	175	14 551	71 464
6104420000	Women's/ girl's dresses of cotton, knitted/ crocheted	126 563	904 447	494 092	3 089 722
6104430000	Women's/ girl's dresses of synthetic fibres, knitted/ crocheted	360 950	1 449 752	1 066 772	4 623 726
6104440000	Women's/ girl's dresses of artificial fibres, knitted/ crocheted	4 135	21 741	251 583	1 160 037
6104490000	Women's/ girl's dresses of oth textile materials, knitted/ crocheted	71	9 298	6 291	107 822
6104520000	Women's/ girl's skirts& divided skirts of cotton, knitted/ crocheted	5 704	61 684	45 060	341 234
6104530000	Women's/ girl's skirts& divided skirts of synthetic fibres, knitted/ cro	28 514	184 998	130 121	827 813
6104590000	Women's/ girl's skirts& divided skirts of oth textile material, knitted/ c	1 358	35 924	34 875	444 675
6104610000	Women's/ girl's trousers, breeches& shorts of fine animal hair, knitt	10	10	1 047	1 047
6104620000	Women's/ girl's trousers, breeches& shorts of cotton, knitted/ croch	137 263	1 101 494	610 954	3 516 072
6104630000	Women's/ girl's trousers, breeches& shorts of synthtc fibres, knitted	172 219	1 340 606	666 169	3 893 130
6104690000	Women's/ girl's trousers, breeches& shorts of oth textile mtrial, knit	2 076	32 196	126 225	1 171 282
6105100000	Men's/ boy's shirts of cotton, knitted/ crocheted	168 911	2 159 714	1 376 167	11 276 035
6105200010	Men's/ boy's shirts of synthetic man-made fibres, knitted/ crocheted	5 780	25 855	282 863	1 244 918
6105200090	Men's/ boy's shirts of artificial man-made fibres, knitted/ crocheted	107	976	12 685	53 901
6105900000	Men's/ boy's shirts of other textile materials fibres, knitted/ crocheted	301	50 942	4 818	322 001
6106100000	Women's/ girl's blous, shirt& shirt blous of cotton, knitted/ crocheted	203 246	1 856 277	796 286	6 533 819
6106200000	Women's/ girl's blous, shirt& shirt blous of man-made fibres, knitted	281 070	2 143 506	930 496	7 955 710
6106900000	Women's/ girl's blous, shirt& shirt blous of oth textile material, knitt	164 800	849 037	828 111	3 455 392
6107110000	Men's/ boy's underpants & briefs of cotton, knitted/ crocheted	54 322	389 607	299 526	1 874 353
6107120000	Men's/ boy's underpants & briefs of man-made fibres, knitted/ croch	3 587	42 117	32 491	300 336
6107190000	Men's/ boy's underpants & briefs of oth textile material, knitted/ cro	454	1 831	9 750	27 419
6107210000	Men's/ boy's nightshirts & pyjamas of cotton, knitted/ crocheted	29 596	178 485	75 041	499 862
6107220000	Men's/ boy's nightshirts & pyjamas of man-made fibres, knitted/ cro	0	43	0	2 278
6107290000	Men's/ boy's nightshirts & pyjamas of oth textile material, knitted/ c	15	18	145	284
6107910000	Men's/ boy's bathrobes, dressing gowns of cotton, knitted/ crocheted	2	1 828	42	15 535
6107990000	Men's/ boy's bathrobes, dressing gowns of oth textile materials, kn	1	1 264	3	10 570
6108110000	Women's/ girl's slips & petticoats of man-made fibres, knitted/ croch	107	1 259	5 407	64 642
6108193000	Women's/ girl's slips & petticoats of cotton, knitted/ crocheted	3	59	94	2 478
6108199090	Women's/ girl's slips & petticoats of oth textile materials, knitted/ c	0	306	0	5 820
6108210000	Women's/ girl's briefs & panties of cotton, knitted/ crocheted	275 706	1 426 893	485 892	2 878 901
6108220000	Women's/ girl's briefs & panties of man-made fibres, knitted/ croch	16 315	163 904	138 055	741 244
6108290000	Women's/ girl's briefs & panties of oth textile materials, knitted/ cro	316	9 071	5 490	62 478
6108310000	Women's/ girl's nightdresses & pyjamas of cotton, knitted/ crocheted	188 011	1 795 515	471 671	4 427 963
6108320000	Women's/ girl's nightdresses & pyjamas of man-made fibres, knitted	52 930	132 955	151 421	386 193
6108390000	Women's/ girl's nightdresses & pyjamas of oth textile materials, kn	1	674	2	7 425
6108910000	Women's/ girl's negliges, bathrobes, dressgowns of cotton, knitted/	13	569	196	8 355
6108920000	Women's/ girl's negliges, bathrobes, dressgowns of man-made fibr,	246	4 589	12 736	204 367
6108990000	Women's/ girl's negliges, bathrobes, dressgown of oth textile matr,	0	273	0	40 719
6109101000	T-shirts, singlet& oth vests of cotton, knitted/ crocheted for men/ bo	98 405	820 553	1 096 908	8 011 051
6109102000	T-shirts, singlet& oth vests of cotton, knitted/ crocheted for women	194 608	1 650 257	1 463 795	9 595 213
6109901000	T-shirts, singlet& oth vests of rami, linen, silk, knitted/ crochd for m	388	2 783	41 841	107 524
6109902000	T-shirts, singlet& oth vests of oth textile materials, knitted/ croch for	17 142	120 113	556 221	2 980 391
6109903000	T-shirts, singlet& oth vests of oth textile materials, knitted/ croch for w	116 746	765 650	1 109 215	6 734 819
6110110000	Jerseys, pullovers, cardigans, waistcoat of wool, knitted/ crocheted	1 073	31 302	77 425	559 046
6110120000	Jerseys, pullovers, cardigans, waistcoat of kashmir goats , knitted/ cro	12	978	10 466	51 439
6110190000	Jerseys, pullovers, cardigans, waistcoat of oth wool/ fine animal hair	4	28 211	600	186 646
6110200000	Jerseys, pullovers, cardigans, waistcoat of cotton, knitted/ crocheted	40 741	347 898	889 518	5 384 279
6110300000	Jerseys, pullovers, cardigans, waistcoat of man-made fibres, knitted/	23 177	156 307	705 548	3 630 580
6110900000	Jerseys, pullovers, cardigans, waistcoat of other textile materials, kni	920	17 649	80 414	604 536
6111200000	Babies garment& clothing accessories of cotton, knitted/ crocheted	10 337	121 935	226 041	2 611 764
6111300000	Babies garment& clothing accessories of synthtc fibres, knitted/ cro	8 681	67 836	94 854	557 965
6111900000	Babies garment& clothing accessories of oth textile material, knitte	10 017	36 217	116 940	394 705
6112110000	Track suits of cotton knitted/ crocheted	0	164	0	3 971
6112120000	Track suits of synthetic fibres knitted/ crocheted	0	774	0	23 267
6112190000	Track suits of other textile materials, knitted/ crocheted	5	13	12	57
6112200000	Ski suits, knitted/ crocheted	5	5	156	156
6112310000	Men's/ boy's swimwear of synthetic fibres, knitted/ crocheted	3 824	9 281	253 352	512 828
6112390000	Men's/ boy's swimwear of oth textile materials, knitted/ crocheted	33	809	713	2 864
6112410000	Women's/ girl's swimwear of synthetic fibres, knitted/ crocheted	8 655	23 659	425 270	1 221 051
6112490000	Women's/ girl's swimwear of oth textile materials, knitted/ crocheted	1 275	3 436	7 393	121 995
6113001000	Divers' suits, made up of knitt/ cochet, fabrics of heading 5903, 590	0	1 347	0	8 479
6113003000	Garment for protection from fire made-up of knitt/ cochet, head 59	0	1	0	47
6113004000	Oth protective work garment made-up of knitt/ cochet, head 5903;	0	11 264	0	97 124
6113009000	Oth garment, made up of knitt/ crochet fabrics of heading 5903, 590	2 258	24 569	10 771	240 884
6114200000	Oth garments of cotton, knitted/ crocheted	2 012	20 193	48 728	402 027
6114302000	Oth garment for protection from fire of man-made fibres, knitted/ c	0	171	0	4 928
6114309000	Oth garments of man-made fibres, knitted/ crocheted	2 807	16 093	141 232	660 537
6114900000	Oth garments of oth textile materials, knitted/ crocheted	6 147	53 955	70 285	698 260

**I.3. IMPOR M ENURUT KOMODITI / IMPORT BY HS COMMODITY**  
**\*\*\* JULI/ JULY 2013 \*\*\***

HS	Uraian Komoditi Commodity Description	Berat Bersih / Net Weight (Kg)		Nilai / Value C.I.F (US\$)	
		Bulan ini Current Month	Kumulatif Cum.Jan. to date	Bulan ini Current Month	Kumulatif Cum.Jan. to date
6115101000	Stockings for varises veins of synthcticfibres, knitted/ crocheted	0	47	0	978
6115109000	Oth graduated compression hosiery, knitted/ crocheted	6 509	23 379	124 078	342 461
6115210000	Oth panty hose& tights of synthetic fibr, single yarn<67 decitex, knit	21	3 014	782	9 702
6115220000	Oth panty hose& tights of synthetic fibr, single yarn<67/>67 decitex	527	9 532	20 210	95 395
6115291000	Oth panty hose& tights of cotton, knitted/ crocheted	473	20 798	1 415	58 940
6115299000	Oth panty hose& tights of oth textilematerials, knitted/ crocheted	1 591	7 300	25 237	70 786
6115301000	Oth women's full-length, knee-length hosiery of cotton, single yarn	0	138	0	372
6115309000	Oth women's full-length, knee-length hosiery of not cotton, single y	1	8 221	2	9 025
6115940000	Footwear without applied soles of wool/ fine animal hair, knitted/ c	10	276	340	9 677
6115950000	Footwear without applied soles of cotton, knitted/ crocheted	12 018	60 007	170 130	961 247
6115960000	Footwear without applied soles of synthetic fibres, knitted/ crochet	42 070	113 430	237 034	920 762
6115990000	Footwear without applied soles of oth textile material, knitted/ cro	2 714	19 890	22 366	157 013
6116101000	Divers' gloves, impregnated coated plastics/ rubbers, knit/ croch	0	472	0	4 325
6116109000	Gloves, mittens, mitts, impregnated coated plastics/ rubbers, knit/ cr	12 359	110 154	142 169	1 144 242
6116910000	Gloves, mittens, of wool/ fine animal hair not impregn coated plastic	43	381	514	3 300
6116920000	Gloves, mittens, of cotton not impregn coated plastics/ rubbers, knit	6 558	27 691	28 265	97 626
6116930010	Divers' gloves of synthetic fibres not impregn coated plastics/ rubb	1 644	8 294	6 123	27 142
6116930090	Gloves, mittens, of synthetic fibres not impregn coated plastics/ rubt	20 062	60 246	148 218	723 126
6116990000	Gloves, mittens, of oth textile materials not impregn coated plastics	224	1 479	7 313	23 255
6117101000	Shawls, scarves, mufflers, mantillas& the like of cotton, knitted/ croc	59	6 513	161	90 139
6117109000	Shawls, scarves, mufflers, mantillas& the like of not cotton, knittd/ cro	10 491	72 740	74 088	575 023
6117801100	Ties, bow ties & cravats of wool/ fine animal hair, knitted/ crochete	0	30	0	964
6117801900	Ties, bow ties & cravats of oth than wool/ fine animal hair, knitted/	411	11 357	14 116	181 834
6117802000	Wrist band, knee band/ anide band knitted/ crocheted	2 054	16 859	13 662	238 093
6117809000	Other clothing accessories, knitted/ crocheted	85 885	289 430	489 550	2 876 921
6117900000	Other parts of garment, knitted/ crocheted	77 141	264 031	474 432	2 439 296
6201110000	Men's/ boy's ovr coats, car coat, capes of wool/ fine animal hair oth t	32	419	2 078	13 759
6201120000	Men's/ boy's ovr coats, car coat, capes of cotton oth than of heading	199	9 199	8 547	133 133
6201130000	Men's/ boy's ovr coats, car coat, capes of man-made fibr oth than of	264	32 675	16 943	276 565
6201190020	Men's/ boy's ovr coats, car coat, capes of rami oth than of heading 6	0	422	0	47 554
6201190090	Men's/ boy's ovr coats, car coat, capes of oth textl matrl oth thn of h	414	3 900	29 735	186 099
6201920000	Men's/ boys' wind-cheaters, wind-jacket of cotton oth than of head	1 186	7 546	63 998	320 225
6201930000	Men's/ boys' wind-cheaters, wind-jacket of man-made fibr oth thn	3 499	30 613	175 617	768 281
6201990090	Men's/ boys' wind-cheaters, wind-jacket of oth textl matrl oth thn	1 660	31 735	35 629	747 741
6202110000	Women's/ girl's ovr coats, car coat, capes of wool/ fne animl hair oth	4 048	4 130	176 365	182 636
6202120000	Women's/ girl's ovr coats, car coat, capes of cotton oth than of head	1 011	3 851	53 365	244 822
6202130000	Women's/ girl's ovr coats, car coat, capes of man-made fibr oth thn c	1 611	6 127	95 352	412 684
6202190010	Women's/ girl's ovr coats, car coat, capes of silk oth than of heading	0	2	0	411
6202190090	Women's/ girl's ovr coats, car coat, capes of oth textl matrl oth thn c	15 805	35 426	44 915	104 719
6202910000	Women's/ girl's wind-cheaters, wind-jacket of wool/ fne animl hair o	57	200	9 306	19 602
6202920000	Women's/ girl's wind-cheaters, wind-jacket of cotton oth than of he	1 201	11 321	78 465	411 193
6202930000	Women's/ girl's wind-cheaters, wind-jacket of man-made fibr oth th	1 518	25 950	94 589	533 574
6202990010	Women's/ girl's wind-cheaters, wind-jacket of silk oth than of headi	0	6	0	5 688
6202990090	Women's/ girl's wind-cheaters, wind-jacket of oth textl matrl oth th	136	768	8 747	47 266
6203110000	Men's/ boy's suits of wool/ fine animal hair, not knitted/ crocheted	17	490	1 911	45 432
6203120000	Men's/ boy's suits of synthetic fibres, not knitted/ crocheted	1 087	1 752	31 939	40 764
6203191010	Men's/ boy's suits of cotton, printed by traditional batik process, no	0	611	0	1 004
6203191090	Men's/ boy's suits of cotton, not printed by trdtional batik process, r	1 958	22 717	3 448	61 461
6203199011	Men's/ boy's suits of silk, printed by traditional batik process, not kn	0	2 993	0	2 992
6203199090	Men's/ boy's suits of other textile material not knitted/ crocheted	406	7 160	4 171	96 823
6203220090	Men's/ boy's ensembles of cotton, not printed by trdtional batik pro	407	606	714	4 093
6203230000	Men's/ boy's ensembles of synthetic fibres, not knitted/ crocheted	0	455	0	2 074
6203299000	Men's/ boy's ensembles of other textile material, not knitted/ croch	0	7	0	1 902
6203310000	Men's/ boy's jackets& blazers of wool/ fine animal hair, not knitted/	938	5 310	62 660	381 024
6203320010	Men's/ boy's jackets& blazers of cotton, printed by trdtional batik pi	3	4	77	90
6203320090	Men's/ boy's jackets& blazers of cotton, not printed by trdtional bat	9 939	121 166	115 049	1 075 624
6203330000	Men's/ boy's jackets& blazers of synthtcfibres, not knitted/ crochete	11 771	133 907	200 788	1 214 544
6203390000	Men's/ boy's jackets& blazers of othertextile material, not knitt/ cro	234	8 730	9 474	338 549
6203410000	Men's/ boy's trousers, breeches& shortsof wool/ fine animal hair, nc	513	2 976	33 329	221 851
6203421000	Men's/ boy's bib& brace overalls of cotton, not knitted/ crocheted	66	411	3 682	4 456
6203429000	Men's/ boy's trousers, breeches& shortsof cotton, not knitted/ croc	449 096	3 422 557	3 499 935	23 271 159
6203430000	Men's/ boy's trousers, breeches& shortsof synthtcfibres, not knitt/ c	16 225	152 346	728 166	3 889 220
6203490010	Men's/ boy's trousers, breeches& shortsof silk, not knitted/ crochete	0	57	0	2 946
6203490090	Men's/ boy's trousers, breeches& shortsof oth textile material, not k	5 613	31 828	63 614	373 545
6204110000	Women's/ girl's suits of wool/ fine animal hair, not knitted/ crochete	0	6	0	147
6204120010	Women's/ girl's suits of cotton, printed by trdtional batik process, not	0	936	0	2 727
6204120090	Female's suits of cotton, not printed by traditional batik process	3 582	30 874	9 708	88 977
6204130000	Female's suits of synthetic fibres	3 775	34 235	10 023	83 454
6204190011	Female's suits of silk, printed by traditional batik process	0	2	0	43
6204190019	Female's suits of silk, not printed by traditional batik process	0	20	0	4 204
6204190090	Female's suits of oth textiles, not silk	32	189	1 487	3 948

**I.3. IM POR MENURUT KOM ODITI / IM PORT BY HS COM M ODITY**  
**\*\*\* JULI / JULY 2013 \*\*\***

HS	Uraian Komoditi Commodity Description	Berat Bersih / Net Weight (Kg)		Nilai / Value C.I.F (US\$)	
		Bulan ini Current Month	Kumulatif Cum.Jan. to date	Bulan ini Current Month	Kumulatif Cum.Jan. to date
6204220090	Female's ensembles of cotton, notprinted by tradional batik procc	0	9	0	320
6204230000	Female's ensembles of synthetic fibres	13	2 282	442	6 108
6204310000	Female's jackets & blazers of wool/fineanimal hair	306	413	29 132	47 470
6204320010	Female's jackets & blazers of cotton,printed by traditional batik prc	0	23	0	992
6204320090	Female's jackets & blazers of cotton,not printed by traditional bati	14 862	82 826	216 844	1 087 451
6204330000	Female's jackets & blazers of syntheticfibres	8 561	79 253	217 289	1 390 335
6204390019	Female's jackets and blazers of silk,not printed by traditional batik	0	205	0	24 645
6204390090	Oth female's jackets and blazers of othtextiles, not silk	698	6 324	52 407	460 256
6204410000	Female's dresses of wool/ fine animalhair	19	73	8 097	11 834
6204420010	Female's dresses of cotton, printed bytraditional batik process	0	108	0	4 035
6204420090	Female's dresses of cotton, not printedby traditional batik process	46 611	586 881	402 026	3 331 049
6204430000	Female's dresses of synthetic fibres	107 482	646 244	1 111 372	6 079 081
6204440000	Female's dresses of artificial fibres	6 061	31 293	380 361	1 866 805
6204490019	Female's dresses of silk, not printed bytraditional batik process	1 408	3 406	75 635	402 003
6204490090	Female's dresses of oth textiles, not silk and not by traditonal batik	47 400	73 247	211 824	573 912
6204510000	Female's skirts & divided skirts of wool/ fine animal hair	24	88	2 091	8 562
6204520010	Female's skirts & divided skirts ofcotton, printed by traditional bat	0	5	0	153
6204520090	Female's skirts & divided skirts ofcotton, not by traditional batik pr	19 898	225 695	284 807	1 503 964
6204530000	Female's skirts & divided skirts ofsynthetic fibres	13 554	74 604	235 687	1 228 652
6204590019	Female's skirts & divided skirts of silk, not by traditional batik proc	64	157	11 326	23 012
6204590090	Female's skirts & divided skirts of othtextiles,not silk	1 727	10 869	76 133	269 144
6204610000	Female's trousers/ bib&brace overall/ breeches/ shorts of wool/ fine	111	272	11 441	36 724
6204620000	Female's trousers/ bib&brace overall/ breeches/ shorts of cotton	337 404	1 825 709	3 394 705	17 538 196
6204630010	Female's trousers/ shorts/ etc of synthticifibers for clothing aviator	1	1	126	126
6204630090	Female's trousers/ shorts/ etc of synthticifibers not for clothing avia	11 506	88 356	335 245	2 149 996
6204690000	Female's trousers/ shorts/ etc of oth woolor fine animal hair and co	12 919	179 449	269 485	1 935 136
6205200010	Male's shirts of cotton, printed bytraditional batik process	0	6 669	0	147 764
6205200090	Male's shirts of cotton, not printed bytraditional batik process	84 993	476 125	1 625 012	9 184 334
6205300000	Male's shirts of man-made fibres	13 261	41 459	131 866	597 650
6205901000	Male's shirts of oth textiles of wool orfine animal hair	62	464	202	12 238
6205909019	Male's shirts of silk, not printed bytraditional batik process	0	94	0	9 936
6205909090	Male's shirts of oth wool or fine animalhair, not silk	1 401	16 464	39 136	634 703
6206100090	Female's blouses/ shirts/ shirt blouses of silk/ waste, not by trad bati	1 900	6 905	190 943	733 418
6206300010	Female's blouses/ shirts/ shirt blouses ofcotton, by traditional batik	0	3	0	75
6206300090	Female's blouses/ shirts/ shirt blouses ofcotton, not by traditional b	257 171	1 397 396	2 370 627	9 493 068
6206400000	Female's blouses/ shirts/ shirt blouses ofman-made fibres	62 261	503 675	1 651 013	9 025 891
6206900000	Female's blouses/ shirts/ shirt blouses ofoth textiles	2 756	24 642	158 675	895 051
6207110000	Male's underpants & briefs of cotton	294	4 179	17 956	146 143
6207190000	Male's underpants & briefs of othtextiles, not cotton	2 874	14 385	31 720	106 636
6207210090	Male's nightshirts & pyjamas of cotton,not printed by traditional b	2 404	17 291	8 745	58 468
6207220000	Male's nightshirts & pyjamas of manmade fibres	68	230	3 130	11 217
6207290010	Male's nightshirts & pyjamas of silk	0	228	0	4 013
6207290090	Male's nightshirts & pyjamas of othtextiles,not silk & cotton	1	3	19	28
6207910000	Male's wear, not underpants/briefs/ nightshirts/pajamas of cotton	40	1 654	102	24 965
6207991000	Male's wear, not underpants/briefs/ nightshirts/pajamas of man-m	170	320	5 973	9 668
6207999000	Male's wear, not underpants/briefs/ nightshirts/pajamas of oth tex	3 914	5 324	16 526	35 345
6208110000	Female's slips & petticoats of man-made fibres	1	46	132	1 814
6208190000	Female's slips & petticoats of othertextiles	11	1 343	550	8 864
6208210090	Female's nightdresses & pajamas ofcotton, not by traditional batik	44	36 899	1 358	100 414
6208220000	Female's nightdresses & pajamas of manmade fibres	42	19 090	870	56 376
6208290019	Female's nightdresses & pajamas of silk,not printed by traditional l	0	2	0	652
6208290090	Female's nightdresses & pajamas, notcotton & oth textiles	0	43	0	1 377
6208910019	Female's negliges of cotton not printedby traditional batik process	1	434	5	8 145
6208910090	Oth female's negliges of cotton	3 885	21 903	26 990	112 153
6208920019	Female's negliges of man made fibres,not printed by traditional ba	1	422	5	4 325
6208920090	Oth female's wear of cotton, notnegliges	1 915	20 838	24 272	139 258
6208999000	Female's wear of oth textiles, not woolor fine animal air	31	1 088	1 253	10 543
6209203000	Babies' t-shirts, shirts, pajamas,same items of cotton	2 693	14 956	28 595	302 656
6209209010	Babies' suits, pants and same items ofcotton, not t-shirts/ shirts/ pa	3 365	16 134	77 764	408 655
6209209090	Oth babies' suits, pants and same itemsof cotton, not t-shirts/ shir	31 656	234 703	115 718	694 835
6209301000	Babies' suits, pants & same items ofsynthetic fibres	169	6 610	2 903	77 397
6209303000	Babies' t-shirts,shirts, pajama, & sameitems of synthetic fibres	112	2 599	3 619	34 886
6209304000	Babies' clothing accessories ofsynthetic fibers	260	1 638	48 987	71 817
6209309000	Babies' garments of synthetic fibers,not suits/ pants/ t-shirts/ shirts/	25 779	90 899	146 413	842 299
6209900000	Babies garments & clothing acc of othtextiles, not cotton/synthetic	162	861	7 046	25 624
6210101100	Work protective grmnt of chemicals/ radiation/ fire from fabrics of	0	12 914	0	43 240
6210101900	Work protective grmnt of oth hazardsubstances from fabrics of 56	0	915	0	15 192
6210109000	Garment from fabric 5602/ 5603, not forwork protective	105	11 337	2 068	58 125
6210202000	Oth garmnt of subhead 620111-620119,protective work from fire	0	670	0	81 533
6210204000	Oth garmnt of subhead 620111-620119,of oth protective work	7 335	7 591	68 372	68 966
6210209000	Oth garmnt of subhead 620111-620119,for protective work from c	112	5 240	4 945	40 853

**I.3. IMPOR MENURUT KOMODITI / IMPORT BY HS COMMODITY**  
**\*\*\* JULI / JULY 2013 \*\*\***

HS	Uraian Komoditi Commodity Description	Berat Bersih / Net Weight (Kg)		Nilai / Value C.I.F (US\$)	
		Bulan ini Current Month	Kumulatif Cum.Jan. to date	Bulan ini Current Month	Kumulatif Cum.Jan. to date
6210302000	Oth garmnt of subhead 620211-620219,protective work from fire	62	62	1 282	1 282
6210304000	Oth garmnt of subhead 620211-620219,of oth protective work	0	220	0	24
6210309000	Oth garmnt of subhead 620211-620219,for protective work from c	2 024	7 824	37 841	142 286
6210401000	Oth male garmnt of 5602/03;5903/06/07for protect work from fir	2 832	2 832	24 453	24 453
6210402000	Oth male garmnt of 5602/03;5903/06/07for protect work from ch	8	68	753	5 173
6210409000	Oth male garmnt of 5602/03;5903/06/07for protect work from ot	4 349	11 423	247 103	604 765
6210501000	Oth female garmnt of 5602/03;5903/06/07for protect work from l	0	69	0	862
6210502000	Oth female garmnt of 5602/03;5903/06/07for protect work from c	0	8	0	677
6210509000	Oth female garmnt of 5602/03;5903/06/07for protect work from c	3 360	15 416	97 562	524 694
6211110000	Male's swimwear	4 115	10 973	52 122	315 224
6211120000	Female's swimwear	5 244	110 796	97 526	1 686 286
6211200000	Garments ski suits for male and female	5	34	463	2 654
6211321000	Oth male's garments of cotton forrencing/wrestling	0	26	0	2 270
6211329000	Oth male's garments of cotton not forrencing/wrestling/pilgrimag	88	22 576	4 950	85 411
6211333000	Oth male's garments of man-made fibresto protect from chemical:	0	93	0	9 542
6211339000	Oth male's garments of man-made fibresto protect from oth hazar	186	6 907	6 746	133 413
6211393000	Oth male's garments of syhntetic fibresto protect from chemicals/	0	13	0	317
6211399000	Oth male's garments of syhntetic fibresto protect from oth hazard	33	7 138	1 817	58 485
6211421000	Oth female's garments of cotton forrencing/wrestling	0	1 312	0	93 639
6211429000	Oth male's garments of cotton not forrencing/wrestling/prayer clo	1 356	9 484	35 792	336 116
6211431000	Oth female's garmnt of man-made fibresfor surgical gowns	6	18	12	28
6211439000	Oth female's garmnt of man-made fibresnot for subhead 6211431	3 935	59 678	190 772	1 147 789
6211491000	Oth female's garmnt of oth textiles forrencing/wrestling	0	10	0	721
6211499000	Oth female's garmnt of oth textiles notfor forrencing/wrestling/pr	283	2 883	12 928	107 676
6212101000	Brassieres of cotton, not knitted/crocheted	29 279	213 007	112 397	1 715 064
6212109000	Brassieres of oth textiles, not knitted/crocheted	663 237	3 232 927	1 720 629	11 456 802
6212201000	Girdles & panty-girdles of cotton, notknitted/crocheted	0	1 180	0	19 462
6212209000	Girdles & panty-girdles of ot textilematerials, not knitted/ crochete	3 350	36 965	64 351	738 015
6212301000	Corsets of cotton, not knitted/ crocheted	0	1 386	0	4 580
6212309000	Corsets of oth textile materials, notknitted/ crocheted	4 414	17 358	35 439	166 451
6212901100	Suspenders/garters/braces of cotton fortreatment of scar tissue&	0	34	0	181
6212901900	Suspenders/garters/braces of cotton notfor treatment scar/ athleti	679	7 085	17 503	232 814
6212909900	Suspenders/garters/braces of oth txtilesnot for treatment scar/atf	47 290	273 557	887 395	5 683 859
6213201000	Handkerchiefs of cotton, printed bytraditional batik process	0	5	0	203
6213209000	Handkerchiefs of cotton, not printed bytraditional batik process	14 748	88 963	20 317	119 491
6213901900	Handkerchiefs of silk/waste, not printedby traditional batik proces	2	36	119	2 184
6213909900	Handkerchiefs of oth textiles not silk/waste, not by traditional bati	12	527	545	2 501
6214101000	Syals/ scarves/ mufflers/ mantillas/ veilsof silk/waste, by trad batik p	0	3	0	196
6214109000	Syals/ scarves/ mufflers/ mantillas/ veilsof silk/waste, not by trad ba	320	1 449	129 707	332 860
6214200000	Syals/ scarves/ mufflers/ mantillas/ veilsof wool/ fine animal hair	76	565	14 908	80 242
6214309000	Syals/ scarves/ mufflers/ mantillas/ veilsof synth fibres, not by trad b	177 427	748 063	523 676	1 337 221
6214409000	Syals/ scarves/ mufflers/ mantillas/ veilsof artificial fibres, not trad b:	1 684	5 954	63 486	246 081
6214909000	Syals/ scarves/ mufflers/ mantillas/ veilsof oth textiles, not by trad b.	15 591	53 923	114 057	489 593
6215101000	Ties/bow ties/cravats of silk/waste,printed by traditional batik pro	0	844	0	3 482
6215109000	Ties/bow ties/cravats of silk/waste,not printed by traditional batik	387	2 801	30 849	552 364
6215209000	Ties/bow ties/cravats of man-made fibres, not printed by tradition	4 624	19 590	12 427	154 541
6215909000	Ties/bow ties/cravats of oth textiles,not printed by traditional bati	27	3 745	1 555	35 937
6216001000	Protective work gloves, mittens & mitts	47 515	167 971	112 823	557 326
6216009100	Oth gloves, mittens & mitts of wool/ fineanimal hair	2	11	316	1 688
6216009200	Oth gloves, mittens & mitts of cotton	3 442	4 203	6 918	11 251
6216009900	Oth gloves, mittens & mitts not wool/ fine animal hair/ cotton	5 892	19 692	67 345	274 253
6217101000	Accesories of oth made up clothing, oththan hd 6212 for judo belt:	9 766	126 109	149 010	2 047 893
6217109000	Accesories of oth made up clothing, oththan hd 6212, not for judo	44 661	429 941	1 153 118	7 715 227
6217900000	Parts of garments or clothing accssories oth than of heading 6212	53 061	479 329	1 097 251	9 943 575
6301100000	Electric blankets	0	5	0	5 090
6301200000	Blankets (not electric) & trvelling rugsof wool/ fine animal hair	0	21 830	0	48 991
6301300010	Blankets (not electric) & trvelling rugsof cotton	0	17	0	746
6301300090	Blankets (not electric) & trvelling rugsof cotton	33 656	146 655	155 425	553 902
6301400010	Blankets (not electric) & trvelling rugsof synthtc fibres of nonwove	36	14 571	249	96 070
6301400090	Blankets (not electric) & trvelling rugsof synthtc fibres of woven fa	375 185	2 228 207	894 764	4 203 052
6301900010	Oth blankets & travelling rugs, nonwoven fabrics of nonwoven fab	0	206	0	1 373
6301900090	Oth blankets & travelling rugs of wovenfabrics	16 130	185 614	13 095	298 816
6302100000	Bed linen, knitted/ crocheted	18 232	19 237	30 510	45 829
6302210000	Oth bed linen of cotton, printed	80 598	230 793	976 664	2 928 299
6302229000	Oth bed linen of man-made fibres ofwoven fabrics, printed	30 465	113 237	230 709	1 043 561
6302310000	Oth bed linen of cotton, not printed	3 154	142 913	33 353	2 020 459
6302321000	Oth bed linen of man-made fabrics ofnonwoven fabrics	0	15 763	0	85 150
6302329000	Oth bed linen of man-made fabrics ofwoven fabrics	57	55 224	388	178 988
6302390000	Oth bed linen of oth textiles, notprinted	282	496	3 440	6 693
6302400000	Table linen, knitted or crocheted	55	5 018	304	32 941
6302510010	Oth table linen of cotton, printed bytraditional batik process	0	1	0	83



**I.3. IMPOR MENURUT KOMODITI / IMPORT BY HS COMMODITY**  
**\*\*\* JULI / JULY 2013 \*\*\***

HS	Uraian Komoditi Commodity Description	Berat Bersih / Net Weight (Kg)		Nilai / Value C.I.F (US\$)	
		Bulan ini Current Month	Kumulatif Cum.Jan. to date	Bulan ini Current Month	Kumulatif Cum.Jan. to date
6302510090	Oth table linen of cotton, not printed by traditional batik process	28	5 285	693	45 990
6302530000	Oth table linen, of man-made fibres	3 740	43 868	23 606	186 362
6302590000	Oth table linen, of oth textiles	70 830	97 484	142 409	201 756
6302600000	Toilet & kitchen linen of terry towelling/ similar terry fabrics of cotton	72 762	1 196 541	178 239	1 988 274
6302910000	Oth linen not for bed, table, toilet & kitchen of cotton	6 648	24 519	26 309	203 376
6302930000	Oth linen not for bed, table, toilet & kitchen of man-made fibres	49 531	165 567	376 943	1 099 043
6302990000	Oth linen not for bed, table, toilet & kitchen of oth textiles	4 844	14 666	11 315	57 008
6303120000	Curtains (inc drapes) & int blinds/ bedvalances of synth fibres, knitted	1 733	23 755	11 107	123 856
6303199000	Curtains (inc drapes) & int blinds/ bedvalances of oth cotton, knitted	335	6 496	2 130	55 263
6303910000	Curtains (inc drapes) & int blinds/ bedvalances of cotton, not knitted	80	788	1 943	11 579
6303920000	Curtains (inc drapes) & int blinds/ bedvalances of synth fibres, not knitted	84	59 305	2 543	551 491
6303990000	Curtains (inc drapes) & int blinds/ bedvalances of oth textiles, not knitted	16 646	33 313	23 096	114 201
6304110000	Bedspreads, knitted/ crocheted	0	18	0	2 531
6304191090	Bedspreads of cotton, not printed by traditional batik process	0	2 764	0	30 982
6304192000	Bedspreads of nonwoven, not knitted/ crocheted	0	1 632	0	8 209
6304199000	Bedspreads from woven, not knitted/ crocheted and not from cotton	8	920	75	4 473
6304911000	Mosquito nets, knitted/ crocheted	216 881	228 763	1 143 986	1 399 397
6304919000	Oth furnishing artcl, not bedspread/ mosquito nets, knitted/ crocheted	120	1 243	422	12 328
6304920000	Oth furnishing artcl of cotton, not bedspread & not knitted/ crocheted	240	3 186	1 906	22 185
6304930000	Oth furnishing artcl of synthetic fibres, not bedspread & not knitted/ crocheted	11 723	92 354	69 129	517 582
6304990000	Oth furnishing artcl of oth textiles, not bedspread & not knitted/ crocheted	4	13 222	924	78 912
6305101100	New sacks & bags of jute for packing goods	808 273	7 096 831	710 417	6 128 691
6305101900	New sacks & bags of oth textiles bastfibres of hd 5303 for packing	1 309	59 036	9 219	477 741
6305102900	Used sacks & bags of oth textiles bastfibres of hd 5303 for packing	4	1 067	23	984
6305200000	Sack & bag of cotton for packing goods	2 376	25 924	41 474	474 804
6305321000	Flexible intermediate bulk containers of synthetic textiles, nonwoven	1 460	6 850	25 504	68 025
6305322000	Flexible intermediate bulk containers of synthetic textiles, knitted/ crocheted	109	109	1 800	1 800
6305329000	Flexible intermediate bulk containers of synthetic textiles, nonwoven & not knitted/ crocheted	72 946	454 479	325 567	1 943 988
6305331000	Sack & bag of polyethylene/ polypropylene strip/ same items, knitted/ crocheted	0	19 374	0	70 380
6305339000	Sack & bag of polyethylene/ polypropylene strip, not knitted/ crocheted	68 093	262 037	256 814	964 111
6305391000	Oth sack & bag of synthetic textiles of nonwoven	0	2 426	0	13 733
6305392000	Oth sack & bag of synthetic textiles, knitted/ crocheted	224	224	6 813	6 813
6305399000	Oth sack & bag of synthetic textiles of woven & not knitted/ crocheted	0	5 702	0	49 164
6305909000	Sacks & bags of oth textiles not hemp/ coconut (coir) of heading 5303	4 988	5 248	5 521	12 053
6306120000	Tarpaulins, awnings & sunblinds of synthetic fibres	52 586	222 656	163 274	657 960
6306191000	Tarpaulins, awnings & sunblinds of oth textiles of coir fibres of heading 5303	0	39 127	0	100 407
6306199000	Tarpaulins, awnings & sunblinds of oth textiles, not coir fibres of heading 5303	10 345	59 286	21 431	179 523
6306220000	Tents of synthetic fibres	59 903	288 908	256 902	1 355 728
6306291000	Tents of oth textiles of cotton	0	303	0	5 152
6306299000	Tents of oth textiles, oth than cotton	3 557	44 703	30 870	155 752
6306300000	Sails for boats/ sailboards/ landcraft	0	154	0	4 318
6306409000	Pneumatic mattresses, oth than cotton	773	22 935	5 710	99 920
6306900099	Camping goods of oth textiles of woven	0	13 862	0	43 622
6307101000	Floor/ dish/ similar cleaning clothes or dusters of nonwoven	3 653	3 837	24 807	31 219
6307102000	Floor/ dish/ similar cleaning clothes or dusters of felt	602	9 566	4 766	87 215
6307109000	Floor/ dish/ similar cleaning clothes or dusters woven oth than felt	45 966	321 741	417 980	2 847 187
6307200000	Life-jackets & life-belts	6 856	48 129	136 439	448 170
6307903000	Umbrella covers in triangular piece	0	857	0	13 027
6307904000	Surgical masks	187	3 844	3 660	122 321
6307906100	Harnesses safety suitable for industrial use	0	6 528	0	30 169
6307906900	Harnesses safety suitable not for industrial use	23 887	46 203	39 165	247 723
6307907000	Fans and hand screens	8	20	67	157
6307909000	Oth made up articles, not umbrella covers/ surgical masks/ harnesses	119 806	435 008	1 137 296	4 170 246
6308000000	Sets, consist of woven fabric & yarn w/ accessories textiles articles for	6 276	43 017	54 251	421 417
6309000000	Worn clothing & oth worn articles.	5 582	16 435	12 059	85 791
6310101000	Used/ new rags, sorted	14	17	37	54
6310109000	Scrap twine/ cordage/ rope/ cables worn out articles of those, sorted	22 567	215 853	9 495	140 891
6310901000	Used/ new rags, unsorted	0	1 022	0	18 820
6310909000	Scrap twine/ cordage/ rope/ cables worn out articles of those, unsorted	159	444 241	292	2 915 169
6401100000	Waterproof footwear incorp protective metal toe-cap with outer sole	58 373	237 839	148 351	340 830
6401920000	Oth waterproof footwear, covering the ankle but not covering the knee	35 029	52 460	181 845	207 684
6401990000	Oth waterproof footwear with outer sole plastic by stitching, riveted	130 914	1 023 701	187 168	1 454 582
6402120000	Ski-boots/ cross-country ski-footwear/ snowboard boot with upper	201	210	9 657	9 707
6402191000	Wrestling footwear with upper of rubber/ plastic	0	82	0	1 576
6402199000	Sports footwear not for wrestling/ ski/ same items with upper of rubber/ plastic	216 656	1 126 885	2 600 397	13 859 018
6402200000	Footwear with upper straps/ thong assembled to the sole by means of	33 986	82 007	140 896	363 976
6402911000	Diving boots covering the ankle with upper of rubber/ plastics	272	2 585	8 509	71 331
6402919100	Oth diving boots cover the ankle incorp protective metal toe-cap, rubber	0	76	0	1 718
6402919900	Oth diving boots cover the ankle not incorp protective metal toe-cap, rubber	15 550	111 471	150 971	782 521
6402991000	Oth footwear not cover the ankle incorp protective metal toe-cap, rubber	72	7 520	3 229	66 708
6402999000	Oth footwear not cover the ankle & not incorp protective metal toe-cap, rubber	1 869 266	16 678 845	8 538 089	58 612 972

I.3. IMPOR MENURUT KOMODITI / IMPORT BY HS COMMODITY  
 \*\*\* JULI / JULY 2013 \*\*\*

HS	Uraian Komoditi Commodity Description	Berat Bersih / Net Weight (Kg)		Nilai / Value C.I.F (US\$)	
		Bulan ini Current Month	Kumulatif Cum.Jan. to date	Bulan ini Current Month	Kumulatif Cum.Jan. to date
6403120000	Ski-boots, cross-country ski footwear & snowboard boot, with upper	0	7	0	288
6403191000	Sports footwear fitted with spikes,cleats or the same item, leather	0	991	0	26 499
6403199000	Sports footwear not fitted with spikes/bowling/wrstling/weight lift	55 796	231 306	1 086 706	4 874 352
6403200000	Footwear, outer soles of leather, uppers of leather straps across, in	4	2 219	4	51 232
6403400000	Oth footwear incorp protect metal toecap with upper of leathers	341 223	1 328 788	3 609 757	13 873 200
6403510000	Oth footwear with outer sole of leather covering the ankle	815	1 446	16 070	37 893
6403590000	Oth footwear with outer sole of leather, not covering the ankle	1 537	6 810	105 427	413 955
6403910000	Oth footwear, not for sprts/incorp metal toe-cap protect, covering	76 257	288 006	520 904	1 927 577
6403990000	Oth footwear, not for sprts/incorp metal toe-cap protect, not cover	291 676	1 606 636	5 111 187	27 955 232
6404111000	Sports footwear with outer sole rubbr/plstc, with spike/cleat	44	464	2 468	18 740
6404112000	Sports footwear for wrestling,weightlifting or gym with outer sole	0	1	0	18
6404119000	Sports footwear not fitted with spikes/wrstling/weight lifting/the l	102 454	571 723	1 689 434	9 759 065
6404190000	Oth sports footwear for oth purposed with outer soles of rubber/	192 896	1 281 727	1 882 255	15 054 150
6404200000	Oth footwear with outer soles of leather/composition leather	92	8 069	12 808	206 112
6405100000	Oth footwear, with uppers of leather/composition leather	626	6 603	203 806	1 054 802
6405200000	Oth footwear, with uppers of textiles	326	6 805	31 220	289 597
6405900000	Oth footwear, with upper of ith leather/composition leather/textil	98 768	593 177	428 064	2 296 686
6406101000	Uppers & parts thereof, oth than stiffeners of metal toe-caps	39 499	310 624	117 119	988 203
6406109000	Uppers & parts thereof, oth than stiffeners & not fitted with metal	188 306	1 230 016	2 047 770	13 423 448
6406200000	Parts of footwear with outer soles & heels, of rubber/plastics	837 497	6 226 228	6 505 635	47 979 877
6406901000	Parts of footwear of wood	210	1 635	2 631	12 090
6406902100	Oth parts of footwear of metal of iron/steel	170 821	672 265	326 755	1 372 542
6406902910	Oth parts of footwear of metal of copper	0	1 975	0	9 203
6406902990	Oth parts of footwear of oth metal, not iron/steel/copper	3 883	109 107	22 777	1 597 843
6406903100	Oth parts of footwear of rubber/plastic in-soles	48 021	659 742	764 963	9 588 802
6406903200	Oth parts of footwear of rubber/plastic complete-soles	4 306	49 327	95 788	697 431
6406903900	Oth parts of footwear of rubber/plastic out-soles	86 821	862 936	885 693	10 164 893
6406909100	Oth parts of footwear of oth materials for gaiters/leggings/ same it	1 926	149 821	43 758	679 241
6406909900	Oth parts of footwear of oth materials not for gaiters/leggings/ sam	223 378	1 928 567	2 720 776	21 874 494
6501000000	Hat-forms/bodies, hood of felt, not block shape, not brims, plateau	4	242	174	3 466
6502000000	Hat-shapes, plaited by assembling strip of any material, no block sh	0	664	0	22 394
6504000000	Hats & oth headgear/plaited by assembling strips of any material, tr	2 735	58 586	18 249	306 512
6505001000	Hats & oth headgear of a kind used for religious purposes, knitted/c	11	10 680	420	144 642
6505002000	Hats & oth headgear, knitt/crochet, hair-nets, knitted/crocheted	6 843	44 925	95 307	667 749
6505009000	Oth hats & oth headgear, not for hair-nets/religious purposes, knitt	18 518	146 004	241 133	1 608 230
6506101000	Protective helmets for motorcyclists whether/not lined/trimmed	10 794	56 299	106 722	538 881
6506102000	Industrial safety & firefighters helmets, excl steel helmets whether	47 160	213 130	284 919	1 310 761
6506103000	Steel helmets safety	1	9	75	210
6506104000	Water polo headgear	1	1	4	4
6506109000	Oth safety headgear, not for motocyclist/industrial/firefighters/st	52 770	126 843	273 949	975 083
6506910000	Oth headgear of rubber/of plastics	12 845	26 828	79 970	173 156
6506991000	Oth headgear of fur skin	0	543	0	6 204
6506999000	Oth headgear of oth materials, not fur skin	12 351	73 127	225 612	468 324
6507000000	Head-band, lining, cover, hat foundation, hat frame, peak & chin strap,	41 273	239 636	169 193	931 830
6601100000	Garden/similar umbrellas	9 216	302 180	26 335	575 254
6601910000	Umbrellas & sun umbrellas having at telescopic shaft	10 283	178 019	27 166	317 995
6601990000	Umbrellas & sun umbrellas not having at telescopic shaft	606 502	4 172 172	906 744	5 625 848
6602000000	Walking-sticks, seat-sticks, whips, riding crops & the like.	12 685	39 071	51 266	146 477
6603200000	Umbrella frames, including frames mounted on shafts (sticks)	42 885	437 051	65 643	680 964
6603901000	Parts, trimmings & accessories for articles of heading 6601	19 556	192 582	25 432	307 663
6603902000	Parts, trimmings & accessories for articles of heading 6602	20 104	55 902	34 742	87 832
6701000000	Skin & oth part of bird with feathr/down, feathr, part of feathr, down	51	38 272	797	2 204 636
6702100000	Artificial flower, foliage, fruit, & parts thereof of plastics	276 825	1 163 919	675 284	2 992 702
6702901000	Artificial flower, foliage, fruit, & parts thereof of paper	5	147	325	680
6702902000	Artificial flower, foliage, fruit, & parts thereof of textiles	21 466	49 586	71 073	211 863
6702909000	Artific flower, foliage, fruit & parts thereof of oth mterials, not paper,	11 161	154 357	47 219	667 220
6703000000	Human hair, dressed, thinned, bleached, othwise worked for wigs/	67 749	458 645	1 183 166	7 086 859
6704110000	Complete wigs of synthetic textiles	708	7 172	8 350	131 086
6704190000	False beards, eyebrows, eyelashes, switches of synthetic textiles	9 483	31 036	98 926	395 392
6704200000	Wigs, false beards, eyebrows, eyelashes of human hair	1 025	5 808	134 016	149 155
6704900000	Wigs, false beards, eyebrows, eyelashes, of oth materials	11 771	70 483	167 120	893 078
6801000000	Setts, curbstones & flagstones, of natural stone (except slate)	45 376 999	45 855 433	297 665	427 446
6802100000	Tiles, cubes, similar articles, square < 7 cm, artif colored, chipping &	0	66 118	0	40 584
6802210000	Oth monumental/building stone of marble, travertine, alabaster, sin	1 938 643	18 433 531	368 259	3 300 579
6802230010	Oth monumental/building stone of granit with polished slabs	1 688 174	9 806 307	324 019	2 033 859
6802230090	Oth monumental/building stone of granit with not polished slabs	42 767	1 014 097	24 090	276 548
6802299000	Monumental/building stone of oth stone, simply cut/sawn with a fl	117	169 225	782	57 763
6802911000	Oth article monumental/building of marble	1 048 066	5 921 289	279 214	1 604 994
6802919000	Oth article monumental/building of travertine & alabaster	4 164	180 412	417	84 262
6802920000	Oth article monumental/building of calcareous stone	0	110	0	2 407
6802930000	Oth article monumental/building of granite	1 904 775	9 890 098	462 397	2 058 525

**I.3. IMPOR MENURUT KOMODITI / IMPORT BY HS COMMODITY**  
**\*\*\* JULI / JULY 2013 \*\*\***

HS	Uraian Komoditi Commodity Description	Berat Bersih / Net Weight (Kg)		Nilai / Value C.I.F (US\$)	
		Bulan ini Current Month	Kumulatif Cum. Jan. to date	Bulan ini Current Month	Kumulatif Cum. Jan. to date
6802990000	Oth article monumental/building of oth stones,not marble/traverti	228 020	1 405 781	71 829	650 819
6803000000	Worked slate& articles of slate or of agglomerated slate	94 693	248 232	51 147	114 874
6804100000	Millstones & grindstones for milling,grinding & pulping	774 617	5 213 037	1 653 808	11 347 787
6804210000	Oth millstone/grindstone for grinding of agglomerated synt/natur	105 702	1 251 820	577 594	3 427 548
6804220000	Oth millstone/grindstone of oth agglomerabrasv/cramc for grindin	769 937	5 059 558	2 659 370	15 078 862
6804230000	Oth millstone/grindstone of naturl stonefor grinding wheel&the lik	221 387	1 244 958	411 940	2 279 388
6804300000	Hand sharpening/polishing stones	255 401	1 287 736	153 299	1 027 266
6805100000	Natural/artificial abrasive powder/grainon a base of woven textile	378 530	2 195 200	1 560 583	9 274 826
6805200000	Natural/artificial abrasive powder/grainon a base of paper/paperb	294 217	1 589 372	1 030 848	5 485 907
6805300010	Natural/artificial abrasive powder/grainon a base of polishing disc	39 693	195 494	315 742	1 240 729
6805300090	Natural/artificial abrasive powder/grainon a base of oth materials,	87 807	536 106	439 437	2 285 141
6806100000	Slag wool, rock wool & similar mineralwools in bulk/sheets/rolls	739 411	7 820 392	1 313 736	16 090 600
6806200000	Exfoliated vermiculite,expanded clays,foamed slag&similar expans	54 844	263 743	55 837	513 862
6806900000	Mixture&article of heat/sound insulating or sound absorb mineral	663 780	4 409 891	1 440 971	14 378 513
6807100000	Articles of asphalt/of similar materialin rolls	613 827	4 819 309	430 077	3 710 440
6807901000	Articles of asphalt/of similar materialof tiles, not in rolls	0	5 228	0	11 079
6807909000	Articles of asphalt/of similar materialof oth tiles, not in rolls	1 054 863	9 758 176	893 663	9 075 450
6808001000	Roofing tiles, panels, boards,blocks & similar articles of coir fibres/	422 633	1 153 158	190 296	886 564
6808009000	Chips,particles,sawdust or oth waste of wood, agglomer with ceme	265 896	1 108 781	125 701	1 287 118
6809110000	Board,sheet,panels,tiles,reinforced withpaper/board only	3 647 932	29 683 323	663 082	5 435 357
6809191000	Oth articles of plaster/of compositionsbased on plaster of tiles	0	20 288	0	12 636
6809199000	Oth articles of plaster/of compositionsbased on plaster of oth tiles	982 825	7 681 354	273 745	2 315 578
6809909000	Oth articles of plaster/cmpositions based on plaster, not dental mo	0	447	0	7 026
6810110000	Building blocks & bricks	1 017 865	1 609 050	32 802	638 568
6810191000	Tiles, reinforced or not	11 971	186 292	10 202	173 869
6810199000	Flagstones, reinforced or not	307 287	1 348 536	671 852	2 816 492
6810910010	Concrete building piles for building orcivil engineering	18 464 642	101 878 000	2 973 788	14 819 980
6810910090	Oth prefabricated structural componentsfor building or civil engin	4 325	85 083	6 346	193 205
6810990000	Oth prefabricated structural components, reinforced or not	123 097	457 173	146 475	672 836
6811401000	Corrugated sheets containing asbestos	22 094	69 852	7 950	38 615
6811402100	Floor or wall tile containing asbestos & plastics	1 578	13 183	2 150	9 155
6811402900	Floor or wall tile containing othasbestos, not plastics	17 142	242 862	9 041	118 245
6811403000	Tubes or pipes containing asbestos	2 542	31 206	58 476	100 212
6811404000	Tubes or pipes fittings containingasbestos	0	15 305	0	70 654
6811409000	Oth articles of asbestos cement	48 921	82 678	24 648	59 063
6811810000	Corrugated sheets not containingasbestos	51	21 850	101	7 371
6811821000	Floor or wall tile of cellulose fibre-cement containing plastics only	0	869 009	0	272 944
6811829000	Floor or wall tile of cellulose fibre-cement, not containing asbestos	1 605 050	11 268 518	418 791	3 301 608
6811891000	Tubes/pipes of cellulose fibre-cement	278	13 385	4 412	76 132
6811892000	Tubes/pipes fittings of cellulose fibre-cement	0	8 900	0	30 586
6811899000	Other article of cellulose fibre cement, not tubes/pipes/pipes fittir	4 766	44 560	15 485	136 981
6812802000	Clothing of crocidolite fibres	0	871	0	14 531
6812803000	Paper, millboard and felt of crocidolitefibres	0	19 553	0	39 294
6812804000	Floor or wall tiles of crocidolite	0	1 720	0	4 192
6812805000	Cloth accessories,footwear&headgearfabricated crocidolite fibres	6 781	33 586	29 554	232 881
6812809000	Oth articles of crocidolite fibres	66 007	358 545	406 698	2 342 253
6812911000	Clothing of oth crocidolite fibres	2	536	100	4 051
6812919000	Clothing accessories,footwear&headgearof oth crocidolite fibres	195	1 794	380	10 374
6812920000	Paper, millboard and felt of othcrocidolite fibres	0	17 966	0	23 781
6812930000	Compressed asbestos fibre jointing ofoth crocidolite fibres in shee	117 467	467 499	78 908	620 624
6812991100	Fabric asbes fibres,oth crocidolite, mixwith a basis asbes&Mg carb	27 000	62 881	18 900	62 331
6812991900	Oth fabric asbestos fibres not mix witha basis of asbestos	76 911	183 379	296 707	342 506
6813201000	Oth fabricat asbes fibres of oth croci,not fabricate/floor/wall tiles	132 708	682 992	203 897	1 713 182
6813209000	Brake lining&pad of friction materialand articles,containing asbest	52 663	233 981	166 059	780 028
6813810000	Oth thn brake lining&pad of frictionmaterial and article,containing	82 220	190 994	72 762	330 719
6813810000	Brake lining&pad of frictionmaterial& article,not containing asbest	147 581	761 763	1 616 005	10 392 005
6813890000	Oth thn brake lining&pad of frictionmaterial& article,not containi	70 324	440 439	1 641 103	10 406 391
6814100010	Worked mica& article of mica,agglomerated,sheets,strips, simply cu	11 569	48 143	131 498	479 353
6814100090	Worked mica& article of mica,agglomerated,plates	7 078	64 121	43 964	158 122
6814900010	Worked mica & articles of mica,in rolls & pieces, simply cut to sha	3 035	12 131	17 704	91 628
6814900090	Oths worked mica & articles of mica	3 791	13 409	93 475	241 757
6815101000	Yarn/thread non-electrical articlesgraphite/carbon	14 987	123 284	330 979	2 863 443
6815102000	Bricks,paving slabs,floor tiles,etc nonelectrical articles graphite/car	69 707	456 813	76 762	309 362
6815109100	Carbon fibres, etc non electricalarticles graphite/carbon	3 650	23 606	30 657	344 177
6815109900	Oth non electrical articles graphiteor carbon	16 066	162 409	153 040	1 273 100
6815200000	Articles of peat	0	1 213	0	33 303
6815910000	Articles of stone, contents magnesite,dolomite/chromite	314 234	990 599	196 474	635 707
6815990000	Oth articles of stone,oth thn contentmagnesite,dolomite/chromite	84 511	357 836	171 886	989 871
6901000000	Bricks,blocks,tiles & oth ceramic goodsof siliceous fossil meals/of s	2 072	469 447	541	99 910
6902100000	Goods of siliceous cont by weight,singly/together mg,ca,cr > 50%	1 385 592	17 177 454	1 272 711	21 288 795
6902200000	Goods of siliceous cont by weight,singlyor together alumina,silika,	4 016 762	34 513 124	3 587 337	33 847 065

I.3. IM POR M ENURUT KOM ODITI / IM PORT BY HS COM M ODITY  
 \*\*\* JULI / JULY 2013 \*\*\*

HS	Uraian Komoditi Commodity Description	Berat Bersih / Net Weight (Kg)		Nilai / Value C.I.F (US\$)	
		Bulan ini Current Month	Kumulatif Cum.Jan. to date	Bulan ini Current Month	Kumulatif Cum.Jan. to date
6902900000	Goods of siliceous cont by weight,of oth metals compound	899 634	3 985 395	633 400	3 096 836
6903100000	Oth refractory ceramic goods cont byweight,graphite/ carbon,or a	19 626	117 841	261 552	1 010 342
6903200000	Oth refractory ceramic goods cont byweight,alumina/silica, or a m	137 887	1 057 666	636 080	2 983 299
6903900000	Oth refractory ceramic goods cont byweight, oth metal compound	732 211	16 104 109	2 023 336	24 285 924
6904100000	Ceramics building bricks	0	74 423	0	10 105
6904900000	Flooring blocks, support/filler tiles & the like	7 250	58 730	29 799	79 393
6905100000	Roofing tiles of ceramic	21 446	1 064 078	4 023	222 080
6905900000	Chimney-pot,cowl,chimney liner,architect ornament&oth ceramic	2 184	10 341	21 168	63 208
6906000000	Ceramic pipes, conduits, guttering,pipe fittings	98	5 371	7 105	118 603
6907109000	Oth thn Paving,hearth/wall tiles,rectangle,circle<7cm,unglazed	0	2 374	0	25 559
6907901000	Paving,hearth/wall tiles,rectangle,circle>7cm,unglazed	65 126 645	207 462 519	16 420 304	52 163 596
6907902000	Lining tiles of a kind used for grindingmills,rectang,circle>7cm,ungl	0	55 425	0	108 292
6907909000	Oth thn tile,cube&similar article,whether/not rectang,circle<7cm,t	0	514 386	0	136 040
6908101000	Paving,hearth/wall tiles,rectangle,circle<7cm,glazed	0	269	0	1 587
6908109000	Oth thn Paving,hearth/wall tiles,rectangle,circle<7cm,glazed	0	1 383	0	11 145
6908901100	Paving,hearth/wall tiles of plain tiles,rectangle,circle>7cm,glazed	0	885 630	0	254 028
6908901900	Oth thn paving,hearth/wall tiles of plaitiles,rectangle,circle>7cm,gl	48	811	5 165	6 686
6908909100	Paving,hearth/wall tile of oththn plain tile,rectang,rcle>7cm,glaze	8 248 267	25 955 326	2 258 363	7 453 833
6908909900	Oth thn paving,hearth/wall tile of oththn plain tile,rectang,rcle>7	0	220 375	0	106 485
6909110000	Ceramic of porcelain or china forlaboratory,chemical or oth tech	10 119	203 713	48 234	412 589
6909120000	Article having a hardnss=>9 Mohsfor laboratory,chemical or oth te	989 406	5 678 228	798 395	5 213 203
6909190000	Oth ceramic wares for laboratory,chemical/ oth technical uses	195 458	523 150	220 120	709 224
6909900000	Oth thn ceramic wares for laboratory,chemical/ oth technical uses	23 873	115 167	81 900	496 989
6910100000	Ceramic sinks, wash basins,wash basin of porcelain/ china	549 142	3 486 152	589 709	3 773 143
6910900000	Ceramic sinks, wash basins,wash basin of oth thn porcelain/ china	125 354	983 456	202 738	1 526 969
6911100000	Tableware & kitchenwareof porcelain/ china	1 181 588	4 159 046	363 031	1 572 312
6911900000	Oth household, toilet articlesof porcelain/ china	664	4 819	4 198	142 041
6912000000	Tableware & kitchenware, oth householdtoilet art, oth than porce	2 874	184 020	24 769	253 269
6913101000	Ornamental cigarette box & ashtrayof porcelain or china	5 813	14 780	7 337	19 649
6913109000	Oth thn ornamental cigarette box& ashtrayof porcelain or china	179 452	1 005 930	381 460	1 766 656
6913901000	Ornamental cigarette box & ashtrayof oth thn porcelain or china	0	3 403	0	8 865
6913909000	Oth thn ornamental cigarette box& ashtrayof oth thn porcelain or c	39 334	91 845	48 127	205 221
6914100000	Oth ceramic articles ofporcelain/ china	33 494	146 209	92 663	213 344
6914900000	Oth ceramic articles of oth thanporcelain/ china	131 268	2 869 752	244 381	4 601 444
7001000000	Cullet & oth waste & scrap ofglass; glass in the mass	3 609 715	23 014 168	350 887	2 121 487
7002100000	Glass in balls	13 342	35 429	37 026	78 032
7002200000	Glass in rods	999	1 256	1 050	8 890
7002311000	Fused quartz/ oth fused silica forvacuum tubes	2 592	5 060	35 095	153 508
7002319010	Fused quartz/ oth fused silica for vialor ampoules industry	679 347	3 968 250	1 339 679	7 739 460
7002319090	Glass in ball,tube of fused quartz/ othfuse silica,oth thn boro silict g	69 654	364 945	707 424	2 806 617
7002321000	Glass in tubes,linear coef<=5x10(-6)kelvin in temp.(0-300 C) for va	0	19	0	753
7002322000	Oth glass in tubes,linear coef<=5x10(-6)with 3mm<=diameter<22n	25 479	102 019	92 263	457 838
7002329000	Oth glass in tubes,linear coef<=5x10(-6)kelvin in temp.(0-300 C)	225 514	447 651	150 951	944 291
7002391000	Oth glass in tubes, used to manufacturvacuum tubes	37	91	3 509	4 335
7002392000	Oth transparent neutral glass for enamelglass,with 3mm<=diameter	0	289	0	1 111
7002399000	Oth glass having linear coeff. 0-300coth thn vacum&boro silict glas	23 167	159 335	74 111	733 614
7003121000	Optical colored glass, not opticallyworked	0	353	0	445
7003122000	Non wired sheets,in squares/ rectangularshape incl.1,2,3,4 corners	27 735	374 578	293 703	1 569 049
7003129000	Oth non-wired sheets colored glass	17 067	156 833	33 738	249 085
7003199000	Oth non-wired sheets not coloredglass	1 323 904	7 144 890	954 647	4 147 279
7003200000	Cast glass and rolled glass,wired sheets	0	59 485	0	123 593
7003300000	Cast glass and rolled glass, profiles	0	103	0	1 454
7004209000	Optical drawn, blown glass, opticallyworked,flashed,opacified, abs	2 067	17 460	101 336	649 295
7004909000	Oth optical drawn,blown glass,opticallyworked,flashed,opacified, z	449 018	3 175 895	141 559	1 093 693
7005109000	Oth non-wired glass,absorbentreflecting/ non-reflecting layer	770 150	2 610 430	412 766	1 471 901
7005211000	Oth non-wired glass, colored, opacifiedoptical glass, not optically v	0	4 692	0	20 088
7005219000	Oth non-wired glass, colored, opticallyworked, flashed, opacified	1 110 942	6 792 030	556 605	3 054 834
7005299000	Oth non-wired glass, not colored,optically worked	2 767 540	16 147 183	762 872	4 798 514
7005300000	Float glas& surface ground/polish glas,wired glass	0	14 700	0	20 790
7006001000	Optical glass, not optically worked,for glass of heading 70,03,70.04	37	166	7 828	46 006
7006009000	Optical glass, optically workedfor glass of heading 70,03,70.04,70.t	43 386	378 145	63 947	466 422
7007111000	Toughened (tempered) safety glasssuitable for vehicles of chapter	206 662	808 098	718 779	4 405 972
7007114000	Toughened (tempered) safety glasssuitable for ship,boat,floating c	7 734	8 003	30 636	31 726
7007191000	Toughened (tempered) safety glasssuitable for machine of head 84	23 463	115 635	47 063	368 720
7007199000	Toughened (tempered) safety glasssuitable for oth machinery	281 699	2 532 446	262 986	2 534 521
7007211000	Laminated safety glass suitable forvehicles of chapter 87	72 105	382 995	298 607	1 531 874
7007212000	Laminated safety glass suitable foraircraft/spacecraft of chapter 88	0	28	0	9 846
7007214000	Laminated safety glass suitable forships,boats,floating struct, chap	0	787	0	2 199
7007291000	Laminated safety glass suitable formachine of head 84.29/84.30	324	2 432	9 241	39 831
7007299000	Laminated safety glass suitable foroth machinery	1 154	132 581	16 998	330 095
7008000000	Multiple-walled insulating unitsof glass.	482 027	2 704 903	715 772	3 567 983

**I.3. IMPOR MENURUT KOMODITI / IMPORT BY HS COMMODITY**  
**\*\*\* JULI / JULY 2013 \*\*\***

HS	Uraian Komoditi Commodity Description	Berat Bersih / Net Weight (Kg)		Nilai / Value C.I.F (US\$)	
		Bulan ini Current Month	Kumulatif Cum.Jan. to date	Bulan ini Current Month	Kumulatif Cum.Jan. to date
7009100000	Rear-view mirrors for vehicles	396 408	2 084 052	3 152 894	17 306 174
7009910000	Glass mirrors, unframed	1 593 335	11 963 299	1 177 813	8 815 576
7009920000	Glass mirrors, framed	214 849	950 405	540 848	2 501 762
7010100000	Ampoules of glass	29 224	102 164	219 938	757 343
7010200000	Stoppers, lids & oth closures of glass	11 549	41 680	31 139	138 150
7010901000	Carboys & demijohn	34 296	2 003 031	137 709	1 712 940
7010904000	Bottles&vials for antibiotics,serums,oth injectables,intravenous inf	1 997 424	14 289 516	2 261 721	13 268 708
7010909000	Oth bottles for intravenousfluids of glass	8 389 919	72 160 755	4 523 483	36 089 844
7011101000	Stem for electric lighting	0	7 552	0	66 275
7011109000	Glass envelops for electric lightingoth than stem	612 246	3 582 014	924 022	5 746 490
7011200010	Television tubes, cathode-ray tubes	5 706 330	35 772 693	4 852 248	29 722 251
7011200090	Cathode-ray tubes, oth than television	14 882	137 395	99 226	619 850
7011900000	Oth glass envelopes, bulbs,tubes,open,glass parts thereof,without	57 698	188 074	95 731	439 176
7013100000	Glassware of a kind used for table,kitchen, toilet, office of glass-ce	117 386	1 260 901	260 961	2 379 950
7013220000	Stemware drinking glasses,oth thn glassceramics, of lead crystal	4 121	10 159	62 492	105 923
7013280000	Stemware drinking glasses,neither glass-ceramics nor lead crystal	66 567	532 081	118 291	1 011 928
7013330000	Other drinking glasses, of lead crystal	5	5	124	124
7013370000	Other drinking glasses, neitherglass-ceramics nor lead crystal	402 771	2 090 604	657 010	3 068 804
7013410000	Glassware for table (not drinking glass)kitchen purpose,of lead cry	0	6 527	0	4 573
7013420000	Glassware for table (not drinking glass)kchn,linear coef<5x10-6/K	138	138 115	464	126 452
7013490000	Oth glassware for table(not drink glass)kitchen purposes, not cerar	618 484	3 216 459	1 128 831	5 442 174
7013910000	Other glassware of lead crystal	0	32 051	0	107 350
7013990000	Other glassware of not lead crystal	1 360 618	8 809 220	1 564 055	8 923 270
7014001000	Signalling glassware&optical element formotor vehicles,not thse o	25 635	71 204	256 728	756 810
7014009000	Other signalling glassware & opticalelements of glass, not optically	884	6 986	4 051	52 051
7015100000	Glasses for corrective spectacles	7 989	106 015	151 504	2 603 479
7015901000	Clock or watch glasses	1 165	449 844	1 416	123 334
7015909000	Glasses for non-corrective spectacles;hollow glass spheres & their	4 828	10 177	19 653	41 988
7016100000	Glass cubes&oth glass smallwares,for mosaics or decorative purpo	646 643	1 307 791	574 234	1 567 250
7016900000	Oth articles of moulded glass; leadedlights; multicellular & smlr fo	948 890	8 076 457	470 516	5 505 919
7017101000	Quartz reactor tubes and holders glass,for production of semicond	668	3 789	3 686	81 429
7017109000	Laboratory or pharmaceutical glassof fused quartz or oth fused sili	26 741	165 917	541 992	2 640 320
7017200000	Laboratory, hygienic/pharmaceuticalwith coef< 5x10-6/kelvin, 0 - :	6 221	61 223	81 116	652 179
7017900000	Laboratory,hygienic/pharmaceuticalglassware,nor fused quartz/fu	18 301	105 269	139 008	784 969
7018100010	Glass beads	303 626	1 603 052	305 087	2 707 516
7018100020	Imitation pearls	139	1 500	2 428	40 975
7018100090	Imitation precious & glass smallwares	55 706	320 382	105 330	615 572
7018200000	Glass microspheres <=1mm in diameter	125 000	1 029 422	60 838	593 484
7018900000	Glass eyes, not prsthtc artcls, ornamntof lamp-worked glass,not irr	25 605	402 504	155 747	1 187 480
7019110000	Chopped strands,of a length <= 50 mm	157 619	1 268 885	343 803	3 289 845
7019120000	Rovings of glass fibres	257 249	2 985 366	301 030	2 755 923
7019191000	Yarn of glass fibres	2 748	41 177	26 779	98 655
7019199000	Silver of glass fibres	145 832	1 496 884	241 697	2 851 079
7019310000	Mats of glass fibres	1 004 374	4 781 831	1 515 877	7 163 878
7019320000	Thin sheets (voiles) of glass fibres	4 895	72 691	43 529	362 047
7019391000	Asphalt/coal-tar impregnatdglass-fibre outerwrap for pipelines	11 748	104 547	31 667	250 344
7019399000	Mattresses,boards and similarnonwoven products of glass fibres	528 382	3 573 013	1 345 827	6 589 764
7019400000	Woven fabrics of glass fibres rovings	442 817	2 381 264	439 975	2 580 987
7019510000	Oth woven fabric,of a width <= 30 cm	256	7 610	4 054	53 756
7019520000	Oth woven fabric,of a width>30cmplain weave,wght<250g/ m2 of 1	15 069	54 250	39 407	232 868
7019590000	Oth woven fabric,of a width > 30 cm	9 408	304 787	116 843	776 909
7019901000	Glass fibres	27 628	157 559	106 922	560 978
7019909000	Other articles of glass fibres	386 637	2 605 944	592 411	5 682 036
7020001100	Glass moulds for the manufactureof acrylic goods	38 931	210 419	60 559	359 416
7020001900	Glass moulds for other purposes	105 475	499 070	325 867	1 577 447
7020002000	Quartz reactor tubes & holders designedfor production of semicor	12	172	7 426	20 317
7020003000	Glass inner for vacuum flasks/othvacuum vessels	207 116	1 335 707	404 975	2 539 724
7020004000	Evacuated tubes for solar energycollectors	278	10 814	342	42 524
7020009100	Blinds of glass	0	9 116	0	18 704
7020009900	Other articles of glass.	126 827	1 318 048	317 121	3 217 232
7101100000	Natural pearls	0	1	0	146
7101210010	Cultured pearls,fresh water,unworked	0	70	0	11 898
7101220010	Cultured pearls,fresh water,worked	3 201	3 201	3 390	3 390
7102210000	Diamonds, unworked or simply sawn,cleaved or bruted, industrial	1	2	13 579	18 102
7102290000	Diamonds, worked, not mountedor set, industrial	0	1	0	84
7102390000	Diamonds, worked, not mountedor set, non-industrial	0	1	0	4 128
7103109000	Oth precious stones, unworked or simplysawn or roughly shaped	450	1 390	5 755	48 396
7103990000	Oth rubies, sapphires & emeralds, worked	0	4	0	794
7104102000	Piezo-electric quartz,precious orsemiprecious stones,worked	2 484	12 379	75 481	377 129
7104200000	Other synthetic precious stones,unworked or simply sawn or rougl	0	35	0	5 771
7104900000	Other synthetic precious/semi stones,worked,roughly shaped	41 728	44 625	76 090	228 585

**I.3. IMPOR MENURUT KOMODITI / IMPORT BY HS COMMODITY**  
**\*\*\* JULI/ JULY 2013 \*\*\***

HS	Uraian Komoditi Commodity Description	Berat Bersih / Net Weight (Kg)		Nilai / Value C.I.F (US\$)	
		Bulan ini Current Month	Kumulatif Cum.Jan. to date	Bulan ini Current Month	Kumulatif Cum.Jan. to date
7105100000	Dust and powder of diamonds	53	635	54 993	137 494
7105900000	Dust & powder of other natural orsynthetic precious/semi preciou	0	546	0	35 253
7106100000	Silver powder	14 705	47 868	118 884	615 375
7106910000	Silver, unwrought	800	9 201	337 284	4 248 740
7106920000	Silver, semi-manufactured	16 852	216 077	1 226 388	5 263 519
7107000000	Base metals clad with silver,not further	393	1 806	231 116	1 285 523
7108120010	Gold in lumps, ingots or cast bars	36	240	809 970	6 428 131
7108120090	Gold,not in lumps, ingots or cast bars,oth unwrought forms	1 020	5 504	1 279 660	9 311 621
7108130000	Gold,non monetary,othsemi-manufactured form	89	499	421 776	2 271 677
7109000000	Base metals/silver,clad with gold notfurther worked than semi-ma	10	63	90 467	637 288
7110110010	Platinum, in lumps, ingots, cast bars,powder or sponge,unwrought	0	3 041	0	5 450
7110110090	Platinum in oth form, unwrought	1 537	2 014	14 902	70 787
7110190000	Platinum, wrought	0	30	0	1 088
7110210020	Palladum in lump,ingots,cast bars,powderor sponge,unwrought	296	1 306	4 304	19 853
7110210090	Palladum, unwrouht, in other form	0	47	0	553
7110290000	Palladum, wrought	0	121	0	8 377
7110310010	Rhodium in lumps, ingots,cast bars,powder or sponge,unwrought	0	624	0	649
7110410010	Iridium, osmium & ruthenium in lump,ingots,cast bars,powder/sp	0	1	0	14
7110410090	Iridium, osmium and ruthenium, inother forms, unwrought	1 260	7 244	14 055	83 932
7110490000	Iridium, osmium & ruthenium, wrought	3	18	610	3 765
7111009000	Base metals, clad with platinumsemi-manufactured	82	131	195	596
7112999000	Waste & scrap of oth precious metal	1 025	1 025	836	836
7113111000	Parts of jewellery of silver	52 690	55 163	306 805	2 699 089
7113119000	Jewellery of silver	69 333	78 163	74 904	770 278
7113191000	Parts of jewellery of other precious met	6 467	17 232	37 135	121 789
7113199000	Jewellery of other precious metal	5 766	44 362	47 975	457 618
7113201000	Parts of jewellery of base metal,clad with precious metal	0	1	0	96
7113209000	Jewellery of base metal, clad withprecious metal	12	342	241	3 033
7114110000	Articles of silversmiths wares of silverwhether or not plated or clac	38	498	2 575	33 335
7114190000	Articles of goldsmiths wares ofoth precious metal,	4	196	11 287	39 804
7114200000	Articles of gold&silversmiths waresof base metals, clad with precic	9	9	658	658
7115100000	Catalysts of platinum, in the form ofwire cloth or grill	1	1 586	13	38 281
7115901000	Other articles of golds or silver	29 418	173 855	1 477 983	8 965 957
7115902000	Other articles of metal clad withgold or silver	705	2 220	334 962	1 080 263
7115909000	Oth articles of precious metal/of metalclad with precious metal	7	233	771	295 800
7116100000	Articles of natural/cultured pearls	0	10	0	3 245
7116200000	Articles of precious/semi-preciousstones(natural/ synthetic/ recons	65	806	103 751	556 526
7117111000	Parts cuff-links and studs, of basemetal, whether or not plated	61	697	2 108	13 011
7117119000	Cuff-links and studs of base metalwhether/ not plated with preciou	9 464	24 033	95 025	327 929
7117191000	Bangles of base metal, whether or notplated with precious metal	1 316	6 615	22 335	80 162
7117192000	Other imitation jewellery of base metalwhether or not plated w/ p	224 633	991 097	707 792	2 740 745
7117199000	Parts of oth imitation jewellery of basemetal,whether/ not plated v	46 844	158 944	615 589	4 094 248
7117901100	Bangles,wholly of plastic or glass	16	3 510	306	80 727
7117901200	Bangles,wholly of wood,tortoise shell,ivory,bone,horn,coral,pearl,	0	381	0	900
7117901300	Bangles,wholly of porcelain or china	0	93	0	650
7117901900	Other bangles	1 130	6 697	23 426	42 289
7117902100	Other imitation jewellerywholly of plastics or glass	4 005	23 758	13 379	92 195
7117902200	Oth imitatn jwlry of wood,bone,tortoisesel,ivory,horn,coral,pear	645	7 958	609	6 678
7117902300	Oth imitatn jwlry of porcelainor china	0	98	0	53
7117902900	Other imitation jewellery	35 915	279 581	115 413	777 378
7117909100	Parts of imitation jewellerywholly of plastics or glass	0	386	0	4 318
7117909300	Part of imitation jwlry of porcelainor china	0	95	0	643
7117909900	Oth part of imitation jwlry	7 214	55 739	81 256	1 145 692
7118101000	Silver coin, not being legal tender	994	994	402	402
7118109000	Oth coin (not gold coin), not beinglegal tender	0	589 249	0	2 444 923
7118901000	Gold coin, whether or not legal tender	96	96	595	595
7118909000	Oth coin (oth than gold/silver coin)	0	302	0	2 646
7201100000	Non-alloy pig iron cont. by weight0.5% or less of phosphorus	1 687 310	13 248 135	950 329	7 268 952
7201500000	Alloy pig iron; spiegeleisen	0	232 598 794	0	67 922 837
7202110000	Ferro-manganese, cont. byweight more than 2% of carbon	722 000	3 994 401	479 140	2 874 703
7202190000	Ferro-manganese, cont. byweight <= than 2% of carbon	234 826	5 952 887	430 110	7 650 810
7202210000	Ferro-silicon, cont. byweight more than 55% of silicon	1 680 924	10 762 266	2 355 058	14 846 372
7202290000	Ferro-silicon, cont. byweight <= than 55% of silicon	393 721	2 220 247	1 035 179	5 112 996
7202300000	Ferro-silico-manganese	1 627 340	12 305 661	1 978 844	14 528 775
7202410000	Ferro-chromium, cont. byweight more than 4% of carbon	274 275	845 898	452 233	1 388 862
7202490000	Ferro-chromium, cont. byweight <= than 4% of carbon	24 690	226 026	70 050	661 506
7202600000	Ferro-nickel	0	27 956	0	538 184
7202700000	Ferro-molybdenum	20 273	182 610	344 144	2 906 933
7202800000	Ferro-tungsten & ferro-silico-tungsten	500	1 417	21 925	42 921
7202910000	Ferro-titanium and ferro-silico-titanium	10 000	65 986	44 063	321 579
7202920000	Ferro-vanadium	1 000	7 250	25 713	195 272













I.3. IM POR M ENURUT KOM ODITI / IM PORT BY HS COM M ODITY  
 \*\*\* JULI/ JULY 2013 \*\*\*

HS	Uraian Komoditi Commodity Description	Berat Bersih / Net Weight (Kg)		Nilai / Value C.I.F (US\$)	
		Bulan ini Current Month	Kumulatif Cum.Jan. to date	Bulan ini Current Month	Kumulatif Cum.Jan. to date
7306501010	Oth.boilr tube,weld,of circlr cross-sectn,oth alloy steel int.dmtcr<=1	23 503	78 221	41 255	161 414
7306501020	Oth.boilr tube,weld,of circlr cross-sectn,oth alloy steel int.dmtcr>12	0	55 552	0	277 782
7306509010	Oth.boilr tube,weld,of circlr cross-high pressure conduits	7 160	19 136	25 674	159 061
7306509090	Oth.boilr tube,weld,of circlr cross-highpressure conduits	4 252	906 901	24 612	1 985 216
7306610010	Oth.boilr tube,weld,square/ rectangularcross sectin,with int.diamtr	0	147 103	0	172 898
7306610090	Oth.boilr tube,weld,square/ rectangularcross sectin,with int.diamtr	2 182 776	8 369 166	1 440 342	5 479 908
7306690090	Oth.boilr tube,non circulr crss-sectionwith internal diameter>12,5i	0	44 519	0	406 207
7306901010	Bundy-weld pipes and tubes,with internaldiameter <= 12,5mm	13 379	113 784	109 770	423 883
7306901090	Bundy-weld pipes and tubes,with internaldiameter > 12,5mm	197	2 051	3 644	21 621
7306909010	Oth.thn bundy-weld pipes & tubes, withinternal diameter <= 12,5r	833	186 187	18 896	880 796
7306909090	Oth.thn bundy-weld pipes & tubes, withinternal diameter > 12,5m	485 900	6 711 241	679 080	17 339 920
7307111000	Cast fitting of non-malleable cast ironhubless tube or pipe fittings	81 400	268 547	71 114	275 351
7307119000	Cast fitting of non-malleable cast iron tube or pipe fittings with hut	18 933	348 289	114 409	1 771 158
7307190000	Cast fitting of other than non-malleablecast iron	67 326	635 957	421 041	2 619 596
7307211000	Oth pipe of stainless steel flangesinternal diameter<15cm	44 021	517 757	430 466	3 227 920
7307219000	Oth pipe of stainless steel flangesinternal diameter>=15cm	323 217	3 040 382	1 699 215	14 023 483
7307221000	Oth pipe,stainless steel threaded ellbow ,bends&sleeves,internal d	8 400	208 053	338 399	2 174 333
7307229000	Oth pipe,stainless steel threaded ellbow ,bends&sleeves,internal d	121 161	938 390	985 426	7 906 726
7307231000	Oth pipe,stainless steel butt welding,ittings, internal diameter<15	41 580	697 457	342 368	2 557 940
7307239000	Oth pipe,stainless steel butt welding,ittings, internal diameter>=1	1 641 633	5 926 664	5 697 675	29 751 202
7307291000	Oth stainlss steel oth.than flanges,butt welding,threaded elbow ,be	18 076	182 829	236 926	1 654 273
7307299000	Oth stainlss steel oth.than flanges,butt welding,threaded elbow ,be	464 413	4 168 107	3 395 337	32 801 605
7307911000	Oth tube or pipe fittings flanges,internal diameter<15cm	425 967	3 656 571	1 127 045	7 621 276
7307919000	Oth tube or pipe fittings flanges,internal diameter>=15cm	1 285 092	9 350 118	3 470 557	36 168 965
7307921000	Oth tube/pipe fittings threaded elbows,bends&sleeves,internal dia	36 060	84 785	165 578	535 007
7307929000	Oth tube/pipe fittings threaded elbows,bends&sleeves,internal dia	110 365	777 266	514 388	4 725 325
7307931000	Oth tube/pipe fittings,butt weldingittings,internal diameter<15cm	391 128	21 692 590	628 245	4 253 797
7307939000	Oth tube/pipe fittings,butt weldingittings,internal diameter>=15c	879 601	25 289 975	2 455 143	21 661 660
7307991000	Oth tube/pipe fittings,not butt welding/ flanges/ elbows,internal di	123 869	6 195 139	1 323 394	8 543 477
7307999000	Oth tube/pipe fittings,not butt welding/ flanges/ elbows,internal di	747 729	4 683 636	5 217 437	30 802 603
7308101000	Bridges and bridge sect. w prefab'tedtype joined by shear connect	208 990	532 563	270 215	1 046 187
7308109000	Other bridges and bridge sections	528 837	2 805 012	507 478	6 161 079
7308201100	Towers with prefabricated modular typejoined by shear connector	0	5 054	0	13 483
7308201900	Other towers	820 569	24 631 873	1 918 796	95 882 143
7308202100	Lattice masts w prefabricated modular type joined by shear connec	1 622	44 952	6 411	219 641
7308202900	Other lattice masts	436 089	2 615 314	474 882	4 413 664
7308300000	Doors, windows and their frames & threshold for doors	302 403	1 394 889	826 970	6 160 451
7308401000	Equip. for scaffolding w prefabricatedmodlr type joined by shear c	148 649	1 211 743	325 727	1 579 670
7308409000	Other equipment for scaffolding, shuttering, propping or pit propp	938 411	8 403 849	2 406 699	14 067 870
7308902000	Other, prefabricated modular type joinedby shear connectors	1 446 269	5 787 306	1 684 035	7 234 284
7308904000	Oth corrug,curved/bent galv'd plt f ass'bly.into undgrnd conduits&	101 008	276 899	200 944	2 831 050
7308905000	Other structures & parts of structures,rail for ships	88 463	138 837	49 554	174 243
7308906000	Other structures & parts of structures,perforated cable trays	78 997	496 624	105 149	2 113 208
7308909200	Other structures & parts of structures,guardrails	974	542 766	31 484	659 282
7308909900	Other structures & parts of structures,not guardrails	9 050 086	47 956 052	14 862 532	90 364 131
7309001100	Reservoir,tank,vat& similar,of iron/ steel,cap.>300ltr,lined/heat-ins	507 419	848 335	2 068 264	3 275 746
7309001900	Reservoir,tank,vat& similar,of iron/ steel,cap.>300ltr,not lined/heat	78 509	673 523	524 858	10 234 801
7309009100	Oth reservoi,tank,vat& similar,iron/ steel,cap.>300ltr,lined/heat-ins	17 758	141 593	136 266	1 464 091
7309009900	Oth reservoi,tank,vat& similar,iron/ steel,cap.>300ltr,not lined/hea	967 465	10 489 332	7 159 677	71 169 731
7310101000	Tank,cask,drum,can,boxe& similar,capacity>50L&<=300L,of tinplat	46 590	388 791	81 030	1 735 682
7310109010	Tank,cask,drum,can,boxe& similar,cap.>50L&<=300L,not tinplate,s	1 703	52 095	17 561	159 907
7310109020	Tank,cask,drum,can,boxe& similar,cap.>50L&<=300L,not tinplate,s	9 679	345 314	48 627	1 126 469
7310109090	Tank,cask,drum,can,boxe& similar,cap.>50L&<=300L,not tinplate,n	810 448	3 798 293	2 151 629	9 631 357
7310211010	Cans <1L,closed by soldering of iron/ steel casting in the rough	126 207	271 167	214 007	556 162
7310211020	Cans <1L,closed by soldering of iron/ steel forging or stamping in	1 170	3 776	3 456	13 515
7310211090	Oth.cans <1L,closed by soldering of iron/ steel	56 931	353 596	214 612	1 281 958
7310219100	Oth.cans >1L & <50L,closed by solderingof iron/ steel	49 876	267 498	190 967	1 007 699
7310219910	Cans >1L & <50L,closed by soldering ofiron/ steel casting in the rou	1 231	13 506	22 896	205 358
7310219920	Cans >1L & <50L,closed by soldering ofiron/ steel forging or stampi	11 423	20 496	28 498	51 697
7310219990	Oth.cans >1L & <50L,closed by solderingof iron/ steel	100 567	356 207	311 909	1 200 867
7310291010	Cans <1L,not soldering of iron/ steelcasting in the rough	280	60 950	6 755	745 837
7310291020	Cans <1L,not soldering of iron/ steel forging or stamping in	0	3 582	0	16 423
7310291090	Oth.cans <1L,not soldering of iron/ steel	105 301	625 470	396 205	2 318 221
7310299100	Oth.cans >1L & <50L,not soldering ofiron/ steel	10 779	183 768	44 398	807 237
7310299910	Cans >1L & <50L,not soldering of iron/ steel casting in the rough	0	3 771	0	60 859
7310299920	Cans >1L & <50L,not soldering of iron/ steel forging or stamping in	11 738	51 256	64 574	237 918
7310299990	Oth.cans >1L & <50L,not soldering ofiron/ steel	12 844	181 132	66 016	1 974 307
7311002100	Cont'ners for compressed/liquefied gasseamless stl cylinders, capa	57 078	218 081	121 084	509 245
7311002200	Cont'ners for compressed/liquefied gas,seamless stl cylinders,cap.	425 788	3 923 466	726 287	5 932 068
7311002900	Cont'ners for compressed/liquefied gasseamless stl cylinders,capa	373 726	2 656 288	1 355 698	12 954 263
7311009400	Other containers of iron or steelcapacity>=30L&<110L	0	90 900	0	142 745

**I.3. IM POR MENURUT KOM ODITI / IM PORT BY HS COM M ODITY**  
**\*\*\* JULI/ JULY 2013 \*\*\***

HS	Uraian Komoditi Commodity Description	Berat Bersih / Net Weight (Kg)		Nilai / Value C.I.F (US\$)	
		Bulan ini Current Month	Net Weight (Kg) Kumulatif Cum..Jan. to date	Bulan ini Current Month	Value C.I.F (US\$) Kumulatif Cum..Jan. to date
7311009900	Other containers of iron or steel capacity >= 110L	392 359	2 711 405	1 510 639	6 784 144
7312101000	Stranded wr, ropes & cables for locked coil, flattened strands & non rott	42 313	395 053	155 955	1 128 141
7312102000	Stranded wire, rope & cables by plated / coated with brass, & of a nom	1 209 625	7 783 076	2 682 261	17 030 780
7312109110	Other stranded wire, rope and cables prestressed concrete strand w	211 369	731 355	399 034	1 155 204
7312109190	Other stranded wire, rope and cables not prestressed concrete strar	87 222	419 796	359 572	1 573 439
7312109900	Stranded wire, rope and cables with stranded wire of diameter of >	744 169	4 310 705	2 376 512	14 053 885
7312900000	Oth stranded wire, rope and cables, plaited bnds, slings & of ir/ stl not	516 626	4 357 103	982 392	11 425 128
7313000000	Barbed wr of iron/ steel; twisted hoop & of a kind used f fencing of	249 753	1 137 272	115 959	765 699
7314120000	Woven cloth with endless bands for machinery, of stainless steel	5 270	170 323	160 385	917 169
7314140000	Woven cloth, of stainless steel	45 878	376 121	656 620	3 238 903
7314191000	Endless bands for machinery oth thn of stainless steel	1 495	91 626	2 673	140 452
7314199000	Other woven cloth, not stainless steel	16 387	727 334	111 596	1 193 598
7314200000	Grill & fencing, welded at the intersect of wr with a max. sect. d > 3mm	220 508	1 403 113	235 237	1 653 600
7314310000	Other grill, netting & fencing, welded at the intersect. by pltd/ coatd	1 838 062	8 732 012	1 334 522	7 758 976
7314390000	Oth grill, netting and fencing, welded at the intersection	765 246	3 741 598	877 310	3 089 988
7314410000	Oth cloth, grill, netting and fencing by plated or coated with zinc	244 938	1 022 483	230 960	814 434
7314420000	Oth cloth, grill, netting and fencing by coated with plastics	0	8 682	0	4 371
7314490000	Oth cloth, grill, netting and fencing	173 015	1 487 486	171 002	1 765 095
7314500000	Expanded metal	170 126	1 295 592	112 294	891 333
7315111000	Roller chain for bicycles of mild steel	1 456 166	7 263 321	2 269 663	15 300 752
7315119100	Oth mild steel for roller chain, transmisspitch length >= 6mm & < 32mm	57 434	195 350	680 878	1 890 020
7315119900	Oth mild steel for roller chain, transmisspitch length > 32mm	393 201	2 055 424	1 259 800	7 494 809
7315121000	Other roller chain of mild steel bicycle or motorcycle chain	391 094	1 885 149	915 893	4 426 742
7315129000	Other roller chain of mild steel not bicycle or motorcycle chain	1 111 089	5 104 330	1 629 682	12 012 614
7315191000	Roller chain part for bicycles of motorcycle chain	9 799	84 421	74 134	769 139
7315199000	Roller chain part not for bicycles of motorcycle chain	181 446	693 350	557 702	3 830 629
7315200000	Skid chain of mild steel	86 310	463 431	146 506	643 165
7315810000	Stud-link of mild steel	155 117	4 668 325	309 853	8 650 530
7315820000	Other, welded link of mild steel	392 562	1 842 642	478 543	2 476 796
7315891000	Other chain for bicycles of mild steel	215 902	1 331 432	1 268 397	9 317 173
7315899000	Other chain of mild steel not for motorcycles and bicycles	316 473	1 452 562	625 103	4 980 954
7315902000	Other parts of chain for motorcycles and bicycles	149 210	835 278	241 213	1 261 558
7315909000	Other parts of chain not for motorcycle and bicycles	145 736	1 349 508	496 482	5 588 171
7316000000	Anchors, grapnels and parts thereof, of iron or steel	892 539	5 071 783	1 386 482	11 575 867
7317001000	Wire nails	1 117 009	4 055 487	493 030	2 622 356
7317002000	Staples	375 913	2 639 560	224 439	1 924 752
7317009010	Dog spikes for rail sleepers, carding -tacks & similar articles, of iron o	24 345	447 659	51 226	628 585
7317009090	connector & anti-splitting, connector and Hob nails for footwear, ri	1 824 510	17 228 142	747 376	7 285 626
7318110000	Threaded articles for coach screws	36 519	500 825	155 639	1 081 835
7318120000	Other wood screws with an external diameter not exceeding 16 mm	178 700	998 172	205 957	1 339 254
7318130000	Screw hooks and screw rings with an external dmt r not exceeding 1	220 260	879 527	1 191 968	5 508 392
7318140000	Self tapping screw with an external diameter not exceeding 16 mm	430 674	2 345 566	915 132	5 354 261
7318150000	Screw metal with/ without nuts/ washers with an external diameter	4 959 013	30 590 741	27 613 420	177 821 246
7318160000	Nuts with an external diameter not exceeding 16 mm	1 807 077	11 152 752	9 337 401	57 767 858
7318190000	Other threaded articles of an external diameter not exceeding 16 n	1 270 016	4 901 571	4 065 536	24 055 805
7318210000	Non threaded artic. for spring washers & oth lock washers w an ext	92 440	587 323	1 263 250	6 736 921
7318220000	Other washers with an external diameter not exceeding 16 mm	528 941	3 153 185	7 031 915	44 531 923
7318230000	Rivet with an external diameter not exceeding 16 mm	59 780	481 994	885 356	4 060 049
7318240000	Cotters & cotters pins with an external diameter not exceeding 16 r	294 696	1 718 703	2 322 833	15 465 981
7318290000	Oth non threaded articles with an external diameter <= 16 mm	1 012 399	6 026 148	8 090 068	52 719 436
7319400000	Safety pins	231 629	1 436 129	3 178 869	21 637 856
7319901000	Sewing, darning, and bro dary needles	12 186	37 252	15 008	157 868
7319909000	Other needles, not for sewing	81 858	384 298	363 021	2 276 488
7320101100	Leaf springs & leaves for motor vehicles, > 10 persons, gross weight.	101 146	1 021 656	584 886	2 722 516
7320101900	Leaf springs & leaves for motor vehicles, gross weight > 24T	85 622	439 623	177 493	1 223 859
7320109000	Other leaf springs and leaves	166 774	866 654	1 057 531	6 230 391
7320201000	Helical springs for motor vehicles	287 084	1 723 033	2 650 145	16 330 232
7320209000	Other Helical springs for motor vehicles	237 198	1 256 702	2 026 676	12 114 600
7320901000	Other springs and leaves for motor vehicles	142 366	1 005 823	1 671 236	11 162 469
7320909000	Other springs and leaves	205 222	1 125 973	1 643 380	8 222 720
7321110000	Cooking appliances and plate warmers For gas fuel or for both gas ;	261 307	1 201 556	1 242 451	5 328 415
7321120000	Cooking appliances and plate warmers with liquid fuel	400	20 684	7 244	69 192
7321190000	Other Cooking appliances & plate warmers including appliances for	24 083	140 537	31 353	491 538
7321810000	Other appliances with gas fuel or for both gas and other fuels	32 621	358 809	97 323	1 058 873
7321820000	Other appliances with liquid fuel	353	2 594	1 552	10 323
7321890000	Other appliances with solid fuel	9 571	311 191	48 417	927 436
7321901000	Oth cooking appliances & plate warmers of burner for kerosene stc	20 223	33 165	22 214	62 872
7321902000	Other Cooking appliances and plate warmers	286 770	1 780 568	1 724 619	8 890 520
7321909000	Other Cooking appliances and plate warmers	1 367 976	5 606 595	2 279 491	9 898 538
7322110000	Radiators and parts of cast iron	921	19 736	2 482	72 853
7322190000	Other parts of radiators	57 974	335 171	670 300	3 932 815

I.3. IMPOR M ENURUT KOM ODITI / IM PORT BY HS COM M ODITY  
 \*\*\* JULI / JULY 2013 \*\*\*

H S	Uraian Komoditi Commodity Description	Berat Bersih / Net Weight (Kg)		Nilai / Value C.I.F (US\$)	
		Bulan ini Current Month	Kumulatif Cum.Jan. to date	Bulan ini Current Month	Kumulatif Cum.Jan. to date
7322900000	Other radiators for central heating	24 217	383 817	287 063	3 214 938
7323100000	Iron/steel wool; pot scourers&scouring or polishing pads, gloves ar	113 638	662 842	175 480	1 209 528
7323911000	Kitchenware of cast iron, not enamelled	203 662	656 395	492 441	1 845 467
7323912000	Household articles of cast iron notenamelled	684	1 452	780	2 669
7323919000	Household articles of cast iron notenamelled	72 108	403 996	86 486	681 091
7323920000	Household articles of cast iron,enamelled	73 719	188 767	94 361	236 517
7323931000	Kitchenware of stainless steel	975 967	5 414 451	2 035 707	11 321 074
7323932000	Other household articles of stainlesssteel	1 139	15 578	1 480	13 193
7323939000	Other household articles of stainlesssteel	640 710	6 321 556	1 188 092	9 389 944
7323940000	Household of iron(oth. than cast iron)or steel, enamelled	249 905	2 124 213	471 741	2 549 074
7323991000	Other kitchenware	140 108	855 053	305 692	1 835 443
7323992000	Ashtrays	54	3 656	1 377	4 732
7323999000	Other household articles of iron or steel	341 098	1 910 869	712 218	3 803 655
7324101000	Kitchen sinks of stainless steel	249 883	1 573 462	652 732	4 209 368
7324109000	Sinks and wash basins, of stainlesssteel, oth than kitchen sink	77 040	481 474	128 852	1 200 836
7324211000	Bath of cast iron, whether or not enamelled	2 893	144 298	27 219	604 590
7324219000	Of cast iron, whether or not enamelled,not long bathtubs	1 692	21 880	8 113	81 488
7324290000	Oth sanitary	9 589	201 547	48 860	835 015
7324901000	Sanitary ware for flushing water closets or urinals (fixed type)	17 443	24 742	27 835	56 321
7324903000	Sanitary ware of bedpans,urinals ( portable type ) and chamber po	1 269	1 659	7 244	15 767
7324909100	Part of kitchen sinks or bathtubs	10 991	57 216	32 079	170 910
7324909300	Part of flushing water closeta or urinals (fixed type)	4 301	11 937	9 403	70 922
7324909900	Oth sanitary ware and parts	313 452	1 494 195	567 267	2 806 184
7325102000	Manhole covers, gratings and frames therefor	57 909	330 817	104 852	1 009 670
7325109010	Spouts and cups for latex collection	0	3 792	0	16 280
7325109090	Spouts and cups for not latex collection	16 315	274 337	50 851	829 487
7325910000	Grinding balls and similar articles formills	792 411	16 012 146	1 141 109	21 320 613
7325992000	Manhole covers, gratings and frames therefor	29 335	197 603	123 876	626 487
7325999000	Oth than cast articles of iron or steel	65 678	864 385	350 655	4 378 415
7326110000	Grinding balls and similar articles formills	1 384 861	17 636 043	1 629 393	20 941 950
7326190000	Other articles of iron or steel but notforged or stamped	579 141	3 736 400	2 276 952	22 576 850
7326205000	Poultry cages and the like articles of iron or steel wire	538 801	2 832 530	849 280	4 269 866
7326209000	Poultry cages and the like oth thanarticles of iron or steel wire	557 791	3 286 304	1 108 113	7 057 729
7326901000	Ships' rudders not forged or stamped	96 016	475 877	206 715	1 416 517
7326903000	Stainless stl shield&clamp assembly wthrubbl.sl for hubless cast iro	111 649	978 771	1 455 338	8 514 185
7326906000	Bunsen burners	28 663	306 669	117 399	1 508 312
7326907000	Stainless steel shield, clamp assemblyhorses shoes, riding boot spu	3 306	71 054	6 583	266 022
7326909100	Cigarette cases and boxes	208	53 642	10 117	596 168
7326909910	Spouts and cups for latex collection	985	6 025	37 448	204 860
7326909920	Rat traps but not forged or stamped	14	10 342	604	26 611
7326909990	Other articles not forged or steamed	4 409 768	33 768 803	26 181 918	190 610 947
7401000000	Copper mattes, cement copper(precipitated copper)	8 833	39 392	9 817	57 553
7402000000	Unrefined copper, copper anodes forelectrolytic refining.	1 518	46 071	10 485	419 050
7403110000	Refined copper for cathodes and sections of cathodes	10 852 734	52 801 669	78 751 898	407 471 969
7403120000	Refined copper for wire-bars	96 488	595 636	170 899	695 968
7403130000	Refined cooper for billets	0	10 052 401	0	5 718 944
7403190000	Other refined copper	54 690	325 414	542 794	3 640 320
7403210000	Copper alloys for copper-zinc basealloys (brass)	686 044	2 398 857	4 120 462	14 745 861
7403220000	Copper alloys for copper-tin base alloys(bronze)	116 385	944 621	711 603	6 032 570
7403290000	Copper alloys for oth copper alloys(oth than master alloys of head	8 226	214 028	1 222 622	8 765 038
7404000000	Copper waste and scrap	40 901	6 886 830	81 572	49 345 678
7405000000	Master alloys of copper	4 099	51 903	44 096	559 684
7406100000	Powders of non-lamellar structure	28 003	186 775	293 356	2 232 434
7406200000	Powders of lamellar structure flakes	28 853	300 375	345 388	4 113 041
7407103000	Profiles of refined copper	4 985	52 167	40 607	396 320
7407104000	Bar and rods of refined copper	527 847	2 321 365	3 756 504	18 224 268
7407210000	Of copper-zinc base alloys (brass)	244 554	1 509 782	1 214 672	9 406 707
7407290000	Other of copper alloys	109 342	792 499	365 482	3 324 022
7408111000	Of which the maximum cross sectionaldimension does not exceed 1	171 085	726 581	1 308 571	5 885 130
7408119000	Copper wire of which does exceed 14 mm	160 775	452 040	190 241	1 675 898
7408190000	Other wire of refined copper	940 725	6 367 673	5 356 535	36 209 354
7408210000	Of copper-zinc base alloys (brass)	117 225	757 467	1 108 302	7 011 969
7408220000	Of copper-nickel base (cupro-nickel)or copper-nickel-zinc base/ nic	82 048	93 588	1 321 466	1 492 436
7408290000	Other copper alloys for copper wire	119 004	618 921	766 682	4 574 917
7409110000	Copper plates, sheets and strips,of refined copper in coils	177 453	810 326	1 504 239	7 234 838
7409190000	Copper plates, sheets and strips,of refined copper, not in coils	140 359	4 332 950	1 434 255	10 999 045
7409210000	Copper plates, sheets,strips, of copperzinc base alloys (brass), in c	542 609	3 568 266	4 299 739	30 838 117
7409290000	Copper plates, sheets,strips, of copperzinc base alloys (brass), not	222 237	2 048 473	1 252 514	10 872 992
7409310000	Copper plates, sheets,strips, of coppertin base alloys (brass), in coi	129 767	783 730	1 084 909	11 447 405
7409390000	Copper plates, sheets,strips, of coppertin base alloys (brass), not ir	75 529	392 859	126 833	1 248 653
7409400000	Copper-nickel base alloy (cupro-nickel), copper-nickel-zinc base all	51 427	261 493	477 374	2 482 811

**I.3. IMPOR MENURUT KOMODITI / IMPORT BY HS COMMODITY**  
**\*\*\* JULI / JULY 2013 \*\*\***

HS	Uraian Komoditi Commodity Description	Berat Bersih / Net Weight (Kg)		Nilai / Value C.I.F (US\$)	
		Bulan ini Current Month	Kumulatif Cum.Jan. to date	Bulan ini Current Month	Kumulatif Cum.Jan. to date
7409900000	Other copper alloys, unrefined	13 341	54 082	226 661	631 921
7410110000	Copper foil, refined, thickness < 0.15mm , not backed	74 910	793 787	685 081	7 534 235
7410120000	Copper alloys, refined, thickness < 0.15 mm, not backed	81 562	507 058	795 527	4 441 615
7410210010	Copper foil reinforced sheets/ plates of polyamide, of refined copper	737	5 185	23 657	59 749
7410210020	Copper foil reinforced sheets/ plates of polyamide, Copper clad lam	657 722	3 125 415	3 844 335	19 384 978
7410210090	Reinforced sheets/ plates of polyamide, copper clad laminate not fi	1 998	34 218	14 826	304 694
7410220000	Reinforced sheets/ plates of polyamide, of copper alloys, unrefined	127	7 235	3 500	124 745
7411100000	Copper tubes & pipes of refined copper	691 088	3 773 396	5 604 399	32 923 579
7411210000	Copper tubes & pipes of copper alloys with copper-zinc base alloys	138 104	1 034 077	1 252 767	8 245 165
7411220000	Copper tubes & pipes of copper alloys with cupro-nickel or nickel si	8 141	33 187	77 583	396 310
7411290000	Other copper tubes and pipes	396 247	1 617 107	2 260 785	11 234 225
7412100000	Copper tube or pipe fittings of refined copper	21 550	130 263	144 532	672 308
7412201000	Copper tube or pipe fittings of copper-zinc base alloys (brass)	42 661	497 355	588 544	4 319 635
7412209000	Copper alloys, not brass, refined	44 537	494 740	400 580	2 649 983
7413001000	Stranded wire, cable & etc, not electrical insul. a diameter not exceed	40 445	323 733	337 878	2 284 779
7413009000	Stranded wire, cable & etc, not electrical insul. a diameter > 28,28 m	73 353	404 604	408 051	3 873 049
7415101000	Nails & tacks, drwing pins, staples of copper iron or steel with head	10 549	326 402	53 319	525 757
7415102000	Staples and similar articles of copper	1 822	14 601	9 763	55 987
7415109000	Tacks, drawing pins, staples & similar articles	13 754	89 862	140 567	824 633
7415210000	Washers (including spring washers) but not threaded	30 221	315 095	191 688	2 314 640
7415290000	Other articles of copper, not threaded	5 327	45 049	84 493	537 847
7415331000	Screws	50 431	1 087 273	547 939	3 886 294
7415332000	Bolts and nuts	191 470	1 897 328	2 110 983	8 906 694
7415390000	Other threaded articles	37 695	136 745	200 386	2 040 231
7418101000	Pot scourers and scouring or polishing pads, gloves and the like	749	20 430	868	14 538
7418103000	Cooking/ heating apparatus of kind used for household purposes, nc	6 405	14 839	68 592	143 029
7418109000	Other household articles and parts thereof of coppers	236	22 430	2 589	150 597
7418200000	Sanitary ware and parts thereof	41 535	189 151	299 794	1 897 741
7419100000	Chain and parts thereof of copper	711	58 867	7 177	291 874
7419910010	Fittings for fire hoses, of copper	4 398	80 988	53 980	332 317
7419910020	Reservoirs, tanks, vats and similar containers not fitted of copper	9 142	19 352	100 994	321 650
7419910030	Electroplating anodes, machine belt fastener, fittings for ships/ oth	2 003	191 769	8 396	1 374 948
7419910090	Oth table, kitchen, cast, moulded, stamped / forged but not further	41 006	335 657	1 343 741	9 735 146
7419993100	Colth grill and netting of copper wire for machinery	8 190	50 522	41 177	720 745
7419993900	Grill and netting of copper wire cloth suitable for making mosquito	2 984	22 745	22 429	119 440
7419994000	Other grill and netting of copper wire springs	8 032	111 527	49 070	559 723
7419995000	Other grill and netting of copper wire cigarette cases or boxes and	1	17 062	4	111 139
7419996000	Cooking/ heating apparatus, oth than of a kind used for domestic p	2 535	5 540	12 328	24 527
7419997000	Articles specially designed for use during religious rites	0	15 095	0	17 529
7419999010	Electroplating anodes, machine belt fastener, fitting for ships, for fire	4 547	165 155	75 884	1 171 269
7419999020	Similar containers not fitted with mech./ thermal equip. of a cap. of <	3 818	13 980	18 115	104 602
7419999090	Other articles of non copper	78 087	567 372	703 369	4 129 144
7501100000	Nickel mattes	0	39	0	158
7501200000	Nickel oxide sinters & oth intermediate products of nickel metallurg	0	1	0	5
7502100000	Unwrought nickel, not alloyed	120 871	402 164	1 250 635	5 431 481
7502200000	Unwrought nickel alloys	7 847	28 740	133 784	211 166
7503000000	Nickel waste and scrap	7 590	7 590	111 171	111 171
7504000000	Nickel powders and flakes	21 952	45 180	178 463	673 796
7505110000	Bars, rods and profiles of nickel, not alloyed	39	19 622	1 573	283 809
7505120000	Bars, rods & profiles of nickel alloys	13 187	93 628	155 299	1 491 181
7505210000	Wire of nickel, not alloyed	10 578	36 702	278 379	935 285
7505220000	Wire of nickel alloys	72 669	375 659	2 295 421	11 358 364
7506100000	Nickel plates, sheets, strip & foil of nickel, not alloyed	87 783	135 228	1 434 148	2 271 183
7506200000	Nickel plates, sheets, strip and foil of nickel alloys	35 034	286 858	348 923	4 832 839
7507110000	Tubes and pipes of nickel, not alloyed	2 347	3 581	1 767	197 583
7507120000	Tubes and pipes of nickel alloys	67 674	78 453	894 316	1 493 514
7507200000	Tube or pipe fittings	5 312	25 921	87 126	1 603 952
7508100000	Cloth, grill and netting, of nickel wire	2 022	14 072	57 011	454 400
7508903000	Bolts and nuts of non nickel	20 323	60 492	121 607	258 073
7508904000	Other articles suitable for use in building of non nickel	1 628	12 155	2 453	20 902
7508905000	Electroplating anodes, wrought or un-wrought, including those proc	17 311	41 370	582 065	1 676 850
7508909010	Screens for printing machines	30 261	231 989	283 483	2 605 491
7508909090	Other articles of nickel	3 226	26 138	131 511	455 724
7601100000	Unwrought aluminium, not alloyed	25 431 184	139 629 307	54 332 116	308 819 943
7601200000	Unwrought aluminium alloys	15 669 200	108 046 646	36 753 078	251 745 872
7602000000	Aluminium waste and scrap	6 004 812	26 276 538	10 296 368	44 611 447
7603100000	Aluminium powders of non lamellar structure	205 845	1 010 113	498 845	2 687 692
7603200010	Aluminium flakes of lamellar structure	0	20 421	0	69 620
7603200020	Aluminium powders of lamellar structure	24 749	254 757	194 189	1 611 970
7604101000	Aluminium bars and rods not alloyed	114 835	738 307	613 424	5 687 479
7604109010	Profiles suitable for use as heat sink with cross-sect. dimention <17,	3 648	32 414	64 889	600 126

I.3. IMPOR M ENURUT KOM ODITI / IM PORT BY HS COM M ODITY  
 \*\*\* JULI/ JULY 2013 \*\*\*

HS	Uraian Komoditi Commodity Description	Berat Bersih / Net Weight (Kg)		Nilai / Value C.I.F (US\$)	
		Bulan ini Current Month	Kumulatif Cum.Jan. to date	Bulan ini Current Month	Kumulatif Cum.Jan. to date
7604109090	Oth Aluminium profiles suitable for use as heat sink	199 427	1 420 496	685 790	6 138 412
7604211000	Perforated tube profile for evaporator coils of motor vehicle air machine	959	16 309	12 110	226 960
7604219000	Oth hollow profiles of aluminium alloys	390 173	2 361 532	1 423 589	9 657 828
7604291000	Extruded bars and rods not surface treated	55 561	303 719	280 050	1 284 747
7604293000	Y-shaped profiles for zip fasteners, incoils of non aluminium alloys	664	19 716	4 700	324 244
7604299000	Other extruded bars, rods and profiles of non aluminium alloys	408 865	2 137 860	3 778 177	19 672 413
7605110000	Alum. wire of not alloyed which the max.cross-sect'l dim.exceeds :	2 824	277 412	20 365	1 025 812
7605191000	Aluminium wire of not alloyed with a diameter < 0.0508 mm	1	14 277	250	64 424
7605199000	Other aluminium wire of non aluminium not alloyed	157 389	1 977 461	710 987	4 971 200
7605210000	Alum. wire of aluminium alloys which the max.cross-sect'l dimensi	0	101 795	0	372 922
7605290000	Aluminium wire of non aluminium alloys with a diameter not excee	85 509	499 935	303 887	1 986 071
7606111000	Aluminium plates,sheets&strip of plain figured by rolling of thick	881 442	1 166 534	3 113 912	12 080 155
7606119000	Oth aluminium plates,sheets&strip of plain/figured by rolling of thi	2 067 819	13 820 753	5 778 732	36 441 531
7606121000	Aluminium alloys can stock including endstock & tab stock in coils	162 097	993 485	2 067 569	12 729 844
7606122000	Aluminium plates, not sensitised of kind used in the printing indust	917	137 539	4 015	580 255
7606123100	Sheets of aluminium alloy 5082,5182,<1mm with incoils	135 658	998 112	489 518	4 411 540
7606123910	Sheets alum.litho grade sheet/coil alloy HA 1052 hardness temper	930 302	4 516 986	1 557 122	9 189 090
7606123990	Other aluminium sheet/coil not exceeding 1,000 mm in width	5 333 264	26 449 578	17 608 752	88 919 471
7606129000	Oth plain/figured by roll./press. but not surface treated of non alum	1 585 342	8 254 242	5 078 160	40 729 078
7606910000	Oth alum. not alloyed, plain/figured by rolling/pressing not surface	197 678	1 880 189	682 273	5 940 915
7606920000	Oth aluminium alloyed, plain/figured by rolling/pressing not surface	572 289	2 862 051	1 399 922	7 185 402
7607110000	Aluminium foil not backed, rolled but not further worked	1 267 672	9 176 596	4 740 203	34 917 573
7607190000	Oth aluminium foil alloy not rolled but not worked	1 132 580	3 585 637	3 706 119	23 668 814
7607200000	Aluminium foil backed	1 060 219	4 620 614	3 964 039	19 420 142
7608100000	Aluminium tubes and pipes of aluminium, not alloyed	156 151	663 560	972 881	5 647 491
7608200000	Aluminium tubes and pipes of aluminium alloys	378 811	1 611 856	1 287 223	6 690 502
7609000000	Aluminium tube or pipe fittings (for example, coupling, elbows, slee	161 837	969 798	1 667 351	9 887 271
7610100000	Alum. structures for doors, windows & their frames and thresholds	232 287	1 303 144	660 776	4 806 784
7610902000	Other aluminium structures internal/ external floating roofs for stor	288	26 216	7 619	223 463
7610909000	Oth alum. structures for bridges and bridge section, towers, lattice r	1 744 504	10 239 010	3 331 934	17 533 098
7611000000	Aluminium reservoirs, tanks, vats and similar containers for any ma	23 887	159 999	128 082	996 594
7612100000	Aluminium collapsible tubular containers	15 989	120 441	213 363	1 959 185
7612901000	Aluminium casks, drums, cans, boxes and seamless containers for f	0	5 759	0	50 679
7612909000	Oth aluminium casks, drums, cans, boxes & containers, for any mate	760 372	4 475 640	4 268 965	24 582 913
7613000000	Aluminium containers for compressed or liquified gas	8 592	97 210	32 791	1 002 864
7614101100	With steel core cables of a diameter not < 25.3 mm	56 059	901 645	508 696	2 196 861
7614101200	With steel core cables of a diameter > 25.3 mm but < 28.28 mm	0	24	0	1 078
7614101900	Other cable with steel core	31 483	209 807	522 313	2 314 881
7614109000	Other stranded wire with steel core	16 533	328 112	58 839	1 329 800
7614901100	Cables without steel core of a diameter < 25.3 mm	10	733	785	11 139
7614901200	Cables without steel core of a diameter > 25.3 mm but < 28.28 mm	0	4 581	0	643
7614901900	Other cable without steel core	1 420	27 131	73 360	252 406
7614909000	Other stranded wire without steel core	26 085	227 140	79 864	546 773
7615101000	Pot scourers and scouring or polishing pads, gloves and the like of	292	157 584	531	328 099
7615109000	Oth table, kitchen/oth household articles & parts thereof of alumin	467 237	2 858 707	1 893 875	11 051 641
7615202000	Bedpans, urinals ( portable type )and chamber pots	13	3 220	624	63 646
7615209000	Other sanitary ware and parts thereof of aluminium	32 640	172 397	98 715	690 802
7616101000	Nails of aluminium	25 063	103 035	21 181	274 661
7616102000	Staples and hooks of aluminium	45 218	282 091	343 852	1 700 580
7616109000	Tacks, rivets, cotters, cotter pins and washers of aluminium	97 924	747 512	851 863	8 314 357
7616910000	Other cloth, grill, netting and fencing, of aluminium wire	94 452	365 493	133 727	459 693
7616992000	Ferrules for use in the manufacture of pencils	12 686	130 698	48 955	641 947
7616993000	Alum.slugs, round, of such dim. that the thick's>one tenth of the d	144 784	1 181 480	316 589	2 742 536
7616994000	Bobbins, spools, reels and similar supports for textile yarn	38 678	239 155	267 948	772 267
7616996000	Latex spouts and latex cups	0	193	0	4 240
7616999110	Venetian blinds	1	10 230	229	101 038
7616999190	Other venetian blinds	18 500	109 398	96 388	434 457
7616999200	Expanded metal	1 800	6 610	14 194	173 003
7616999900	Other Expanded metal	438 813	2 521 051	2 710 450	13 676 749
7801100000	Unwrought refined lead	7 677 423	38 169 959	17 441 570	90 530 174
7801910000	Unrefined lead containing by weight antimony as the principal othe	1 568 133	11 542 731	3 129 450	24 812 495
7801990000	Unrefined lead containing by weight antimony not as the principal	2 198 538	9 987 164	5 749 324	25 917 646
7804110000	Lead sheets, strip and foil of a thickness < 0,2 mm	595	7 478	7 462	141 953
7804190010	Lead embossed, cut to shape, perforated, coated, printed, backed, rein	3 737	61 391	217 956	1 176 245
7804190090	Oth lead waste & scrap, plates, sheets, strip and foil, lead powder &	477	4 760	7 176	74 001
7804200000	Lead powders and flakes	0	43 034	0	129 348
7806002000	Lead bars, rods, profiles and wire	11 681	55 985	346 065	1 844 588
7806003000	Lead, tubes, pipes and tube or pipe fittings	8 917	124 639	102 336	494 644
7806009010	Lead wool, washers, electro-plating anodes	0	1 338	0	8 999
7806009090	Other articles of lead	29 987	79 187	455 509	1 077 074
7901110000	Zinc not alloyed containing by weight 99.99% or more of zinc	8 362 383	53 313 864	16 575 620	110 919 894



**I.3. IMPOR MENURUT KOMODITI / IMPORT BY HS COMMODITY**  
**\*\*\* JULI/ JULY 2013 \*\*\***

HS	Uraian Komoditi Commodity Description	Berat Bersih / Net Weight (Kg)		Nilai / Value C.I.F (US\$)	
		Bulan ini Current Month	Kumulatif Cum.Jan. to date	Bulan ini Current Month	Kumulatif Cum.Jan. to date
7901120000	Zinc not alloyed containing by weight < 99.99% of zinc	3 832 829	20 989 474	7 605 383	43 663 919
7901200000	Zinc alloys	1 688 124	10 120 123	3 628 620	22 903 527
7902000000	Zinc waste and scrap	0	100 160	0	80 128
7903100000	Zinc dust	113 361	1 032 127	291 512	2 739 872
7903900000	Zinc powders and flakes	147 799	1 147 118	470 822	3 696 567
7904000000	Zinc wire, bars, rods, profiles and wire	97 607	172 701	738 388	868 803
7905003000	Zinc foil a thickness < 0.25 mm	8	141 319	3 364	134 165
7905009000	Zinc plates, sheets, strip and foil > 0.25 mm	92 152	2 220 344	205 924	2 304 019
7907003000	Gutters, roof capping, skylight frames & oth fabricated building cor	21 387	108 907	66 450	228 326
7907004000	Zinc tubes, pipes, tube, pipe fittings (for couplings, elbows, sleeves)	17 801	318 826	45 095	764 540
7907009100	Other cigarette cases or boxes ashtrays	39	448	1 632	7 097
7907009200	Other household articles	3 709	7 476	2 442	8 098
7907009910	Elec.plating anodes, stencil plates, nail, tacks, nuts, bolt, screws, & si	30 306	621 802	148 923	2 074 446
7907009990	Oth articles of zinc	212 349	2 237 363	483 066	5 452 166
8001100000	Unwrought tin, not alloyed	10	69 133	2 342	358 738
8001200000	Unwrought tin alloys	2 904	368 437	62 581	3 281 540
8003001000	Tin bars, rods, profiles and wiresoldering	10 584	59 858	348 254	1 769 704
8003009000	Tin bars, rods, profiles and wirenot soldering	48 554	433 113	917 783	7 564 564
8007002000	Other articles of tin, plates, sheets and strip thickness > 0,2 mm	11 379	108 968	37 636	242 944
8007003000	Tin-foil (whether or not printed or backpaper, etc), thick < 0,2 mm, f	31	169	697	22 976
8007004000	Tin-Tubbes, pipes & tube/ pipe fitting (for example, couplings, elbows)	5 278	26 570	8 908	59 688
8007009100	Cigarette cases and boxes, ashtrays of tin	5	257	4 634	9 139
8007009200	Other household articles of tin	20	53	1 498	2 208
8007009990	Other articles of tin	13 749	161 301	49 141	574 366
8101100000	Tungsten (wolfram) powders	275	3 249	19 450	190 705
8101940000	Unwrought tungsten, including bars and rods obtained simply by si	46	3 131	84 911	421 717
8101960000	Tungsten wire	33 169	381 257	362 925	3 046 448
8101970000	Tungsten waste and scrap	0	1 605	0	418 879
8101991000	Tungsten bar & rods, oth than those obtained by sintering, profiles	3	990	2 063	65 155
8101999000	Other articles of tungstens thereof including waste & scrap	377	10 066	30 709	400 713
8102100000	Molybdenum powders	3	2 008	19	45 743
8102940000	Unwrought molybdenum, including bars and rods obtained simply	0	48	0	266
8102950000	Molybdenum bar & rods, o. than those obt'd simp. by sintering, profil	0	1 738	0	5 113
8102960000	Molybdenum wire	6 170	31 012	121 358	743 614
8102990000	Other molybdenum	231	684	21 900	43 758
8103200000	Unwrought tantalum, including bars and rods obt'd simp. by sinteri	258	111 705	124 517	18 874 852
8103300000	Tantalum waste and scrap	0	72	0	53 318
8103900000	Other tantalum	45	231	24 357	129 704
8104110000	Magnesium containing at least 99.8 % by weight of magnesium	270 150	1 644 522	712 625	4 669 549
8104190000	Other unwrought magnesium	20 936	22 974	36 234	52 063
8104300000	Magnesium raspings, turnings & granules, graded according to size;	4	34 725	535	367 840
8104900000	Other magnesium	27 758	97 554	109 170	282 475
8105201000	Unwrought cobalt	83	300	4 774	21 440
8105209000	Mattes cobalt; cobalt powders	2 065	16 385	57 315	416 864
8105900000	Other cobalt mattes	944	5 345	72 524	499 060
8106009000	Other bismut and articles thereof	0	3 330	0	57 016
8107200000	Unwrought cadmium, powders	3	20	475	2 477
8107900000	Other cadmium and articles thereof	1	218	86	5 807
8108200000	Unwrought titanium powders	3 844	7 396	17 111	41 923
8108900000	Other titanium and articles thereof	42 480	125 731	1 561 329	3 350 876
8109200000	Unwrought zirconium powders	0	28 306	0	27 332
8109900000	Other zirconium and articles thereof	837	10 804	6 800	85 219
8110100000	Unwrought antimony powders	50 328	320 383	530 960	3 382 363
8110900000	Other antimony and articles thereof	0	43 707	0	271 920
8111000000	Manganese and articles thereof, including waste and scrap	0	59 435	0	235 599
8112120000	Unwrought beryllium powders	0	8 858	0	16 201
8112190000	Other beryllium and articles thereof	3	13 797	2 602	456 794
8112210000	Unwrought chromium powders	1 167	19 484	11 679	263 891
8112290000	Other Chromium and articles thereof	157	1 069	23 521	62 121
8112920000	Thallium unwrought waste and scrap powders	0	84	0	655
8113000000	Cermets and articles thereof, including waste and scrap	0	762	0	6 814
8201100000	Hand tools spades and shovels	17 342	39 183	24 537	41 385
8201301000	Hoes (mammooties) and rakes	0	8 178	0	3 275
8201309000	Mattocks and picks	10 199	20 302	4 596	41 116
8201400000	Axes, bill hooks and similar hewing tools	403	4 638	507	4 162
8201500000	Secateurs & similar one-handed pruners and shears (including poul	20 135	97 811	20 203	163 931
8201600000	Hedge shears, two-handed pruning shears and similar two handed s	0	95	0	2 026
8201900000	Other hand tools of a kind used in agriculture, horticulture or fores	10 014	26 907	26 486	92 553
8202100000	Hand saws	316 854	1 442 140	399 799	1 787 582
8202201000	Band saw blades	1 751	24 537	15 658	242 235
8202209000	Sparepart band saw blades	119 836	624 107	393 837	1 951 592

I.3. IMPOR MENURUT KOMODITI / IMPORT BY HS COMMODITY  
 \*\*\* JULI / JULY 2013 \*\*\*

HS	Uraian Komoditi Commodity Description	Berat Bersih / Net Weight (Kg)		Nilai / Value C.I.F (US\$)	
		Bulan ini Current Month	Kumulatif Cum.Jan. to date	Bulan ini Current Month	Kumulatif Cum.Jan. to date
8202311000	Circular saw blades with working part of steel	2 154	19 438	34 421	240 868
8202319000	Sparepart circular saw blades with working part of steel	37 579	195 032	214 570	944 939
8202390000	Other circular saw blades including parts	39 301	400 178	296 282	1 678 411
8202400000	Chain saw blades	2 266	101 272	4 372	329 094
8202910000	Straight saw blades for working metal	12 425	37 600	16 978	120 658
8202991000	Straight saw blades	1 558	74 997	18 295	606 293
8202999000	Other saw blades	96 743	462 136	222 460	1 692 205
8203100000	Files, rasps and similar tools	63 609	500 535	102 211	918 174
8203200000	Pliers (including cutting pliers), pincers, tweezers and similar tools	406 824	2 407 404	742 597	4 317 649
8203300000	Metal cutting shears and similar tools	28 146	379 233	149 820	1 576 360
8203400000	Pipe-cutters, bolt croppers, perforating punches, and similar tools	104 210	340 152	197 582	1 325 332
8204110000	Hand operated spanners and wrenches non adjustable	306 447	3 100 438	692 913	6 053 192
8204120000	Hand operated spanners and wrenches adjustable	270 076	1 669 451	793 167	4 879 388
8204200000	Interchangeable spanner sockets, with or without handles	248 988	915 641	561 204	2 531 819
8205100000	Drilling, threading or tapping tools	75 270	561 120	379 917	2 825 758
8205200000	Hammers and sledge hammers	816 552	4 591 331	1 178 758	6 076 510
8205300000	Planes, chisels, gouges and similar cutting tools for working wood	106 975	842 298	137 832	980 908
8205400000	Screwdrivers	406 842	1 868 722	873 680	4 032 501
8205511000	Flat irons	822	831	8 876	8 958
8205519000	Other household tools	14 806	85 910	72 799	583 221
8205590000	Other hand tools, other than household tools	447 785	2 793 230	1 150 174	8 947 650
8205600000	Blow lamps	0	173	0	5 700
8205700000	Vices, clamps and the like	298 724	1 730 812	1 443 351	9 864 886
8205900000	Other including sets of articles of two or more subheadings of this I	96 480	616 767	636 663	9 982 784
8206000000	Tools of two or more of the headings 82.02 to 82.05 put up in sets for	171 031	883 228	942 260	5 650 869
8207130000	Rock drilling or earth boring tools with working part of cermet	17 592	83 056	428 884	2 204 595
8207190000	Other rock drilling / earth boring tools, including parts	135 106	795 209	3 716 260	27 646 277
8207200000	Dies for drawing or extruding metal	60 315	512 849	1 552 172	13 537 823
8207300000	Tools for pressing, stamping or punching	427 969	3 508 758	9 244 052	60 367 294
8207400000	Tools for tapping or threading	8 732	150 668	981 461	6 066 398
8207500000	Tools for drilling, other than for rock drilling	144 327	1 000 527	1 395 132	9 139 618
8207600000	Tools for boring or broaching	9 949	67 255	333 366	2 229 536
8207700000	Tools for milling	25 184	126 607	639 422	3 764 125
8207800000	Tools for turning	2 044	251 290	432 970	5 388 559
8207900000	Other interchangeable tools	252 591	916 717	2 950 101	18 399 926
8208100000	Knives and cutting blades for metalworking	72 121	219 296	829 926	4 953 430
8208200000	Knives and cutting blades for woodworking	80 521	558 801	570 390	4 224 097
8208300000	Knives & cutting blades for kitchen appliances / for mach. used by the food	15 989	63 692	82 623	313 773
8208400000	Knives & cutting blades for agricultural, horticultural or forestry ma	6 196	222 656	96 080	1 038 731
8208900000	Other knives and cutting blades for machines or for mechanical ap	228 388	1 370 952	2 341 453	12 770 975
8209000000	Plates, sticks, tips and the like for tools,	19 640	165 233	2 488 081	10 422 891
8210000000	Hand-operated mechanical appliances, weighing	123 450	669 027	173 812	777 835
8211100000	Knives with cutting blades, serrated or not and sets of assorted arti	12 643	52 436	120 058	443 029
8211910000	Table knives having fixed blades	25 356	163 034	141 575	701 666
8211925000	Knives, fixed blades, handle of base metal for agricultural, horticultur	2 544	22 657	70 264	514 722
8211929010	Flick / spring knives, hunting, diving & scouts knives, penknives, blades	10 016	22 902	13 105	76 329
8211929090	Other knives having fixed blades with handle of base metal	28 406	171 656	301 005	1 614 476
8211932010	Knives, other than fixed blades, with handle base metal, for agricultur	3 796	7 064	4 616	8 204
8211932090	Knives, other than fixed blades, handle other than metal, for agricultural	3 566	6 282	11 586	32 820
8211939000	Knives having other than fixed blades with handle of base metal	1 558	43 789	5 688	100 646
8211941000	Blades for knife of kind used for agriculture, horticulture / forestry	22	1 609	5 443	12 548
8211949000	Blades with handle of base metal	30 177	154 858	112 448	858 292
8211950000	Knives with handles of base metal	7 085	52 137	12 312	144 233
8212100000	Razors	97 272	570 073	2 486 948	14 425 277
8212201000	Safety razor blades with double-edged razor blades	54 185	308 461	1 147 002	3 799 398
8212209000	Other razors and razor blades including razor blade blanks in strips	29 459	291 344	464 941	3 269 942
8212900000	Other parts of razors and razor blade	57	18 185	2 490	143 682
8213000000	Scissors, tailors' shears and similar shears and blade thereof	185 650	1 050 006	329 715	1 865 023
8214100000	Pen knives, letter openers, erasing knives, pencil sharpeners and blade	184 605	1 657 011	251 150	1 603 687
8214200000	Manicure or pedicure sets and instruments including nail files	71 855	459 559	135 819	992 040
8214900000	Other articles of cutlery	160 576	977 332	255 910	1 831 098
8215100000	Spoons, forks, ladles, skimmer, cake serv. & fish knives sets of assorte	21	8 852	492	23 503
8215200000	Similar kitchen and tableware, other sets of assorted articles	58 022	567 776	165 377	1 143 089
8215910000	Similar kitchen and tableware plated with precious metal	550	14 766	1 401	41 245
8215990000	Other similar kitchen and tableware	345 017	3 409 690	744 117	5 468 521
8301100000	Padlocks	776 074	3 733 591	1 221 833	6 573 935
8301200000	Locks of a kind used for motor vehicles	326 717	1 869 046	3 795 175	22 505 790
8301300000	Locks of a kind used for furniture	677 157	3 257 976	838 826	4 215 512
8301401000	Handcuffs	1 117	37 539	6 052	143 273
8301409000	Other padlocks and locks	1 272 499	7 497 200	1 707 608	12 874 924
8301500000	Clasps and frames with clasps, incorporating locks	16 665	157 643	177 872	1 180 956

**I.3. IM POR MENURUT KOM ODITI / IM PORT BY HS COM M ODITY**  
**\*\*\* JULI/ JULY 2013 \*\*\***

HS	Uraian Komoditi Commodity Description	Berat Bersih / Net Weight (Kg)		Nilai / Value C.I.F (US\$)	
		Bulan ini Current Month	Kumulatif Cum.Jan. to date	Bulan ini Current Month	Kumulatif Cum.Jan. to date
8301600000	Parts of padlocks and locks	458 181	2 663 966	2 237 545	15 578 309
8301700000	Keys presented separately	59 002	406 641	495 740	4 159 465
8302100000	Hinges	2 289 803	13 388 770	2 859 239	16 461 037
8302201000	Castors of a diameter > 100 mm but < 250 mm	44 593	307 890	36 484	414 203
8302209000	Oth base metal mountings, fitting & similar articles	418 613	2 431 841	683 221	3 840 098
8302301000	Hasps	6 912	59 846	108 603	581 236
8302309000	Oth mountings, fittings and similar articles suitable for motor vehic	589 907	3 051 436	5 226 097	31 046 141
8302413100	Hasps suitable for building	221 471	759 833	145 209	633 887
8302413900	Bolts, hooks, eyes and staples suitable for building	176 773	713 274	321 778	1 148 795
8302419000	Other mounting suitable for building	1 152 422	6 103 416	2 830 391	17 925 169
8302422000	Hasps suitable for furniture	141 696	829 914	110 770	575 843
8302429000	Bolts suitable for furniture	2 721 023	13 645 271	4 206 887	23 063 185
8302491000	Mounting of a kind suitable for saddlery	6 336	27 156	39 217	3 040 717
8302499100	Hasps	3 016	109 856	36 469	967 902
8302499900	Other mounting ; oth than of a kind suitable for saddlery	526 263	3 002 201	930 901	5 891 880
8302500000	Hat-racks, hat-pegs, brackets and similar fixtures	151 427	845 684	450 862	3 468 972
8302600000	Automatic door closers	49 725	418 615	280 886	2 766 852
8303000000	Armoured/ reinforced safes, strong-boxes and doors and safe depos	511 611	2 153 045	989 640	4 380 262
8304001000	Filing cabinets or card-index cabinets	299 217	1 358 908	498 250	2 705 099
8304009100	Other similar office or desk equipment of aluminium	1 782	45 712	29 421	432 185
8304009900	Other office or desk equipment of copper or of lead	130 692	1 046 968	376 676	3 518 554
8305101000	Fittings for double loop wire binders	39 338	403 509	139 342	1 186 505
8305109000	Fittings for loose-leaf binders or files other than double loop wire bin	232 316	1 365 868	564 776	3 650 645
8305201000	Staples in strips of a kind for office use	124 282	768 642	158 892	1 451 928
8305202000	Other staples in strips of iron or steel	12 830	103 389	58 829	288 357
8305209000	Other fitting for loose leaf binders or files for staples in strips	327 185	1 641 521	348 489	1 731 478
8305901000	Letter coners, paper clips, indexing tags office articles	75 334	329 566	141 420	669 702
8305909000	Other including parts	170 665	982 808	367 655	2 053 836
8306101000	Bells for cycles	20 509	82 860	39 874	165 603
8306102000	Bells, gongs and the like, of copper	412	556	2 298	3 547
8306109000	Bells, gongs and the like, oth than of copper	33 585	40 560	937 495	972 965
8306210000	Statuetes and other ornamen plated with precious metal	27	5 065	225	9 947
8306291000	Statuetes and other ornamen, of copper or lead	11 246	12 805	15 425	21 920
8306292000	Statuetes and other ornamen, of nickel	0	580	0	5 367
8306293000	Statuetes and other ornamen, of aluminium	0	523	0	15 378
8306299000	Other statuetes and other ornamen	8 978	69 597	38 110	243 839
8306301000	Photograph, picture or similar frames; mirrors : of copper	169	6 164	410	14 606
8306309100	Metalic mirrors reflecting traffic views at road interstions/ sharp co	2 750	5 918	19 511	45 518
8306309900	Oth metalic mirrors reflecting traffic views at road interstions/ shar	45 867	225 732	97 003	900 689
8307100000	Flexible tubing of base metal, with or without fitting of iron/ steel	283 935	1 651 332	3 915 877	12 041 946
8307900000	Flexible tubing of base metal, with or without fitting of other base m	66 219	488 912	261 221	5 426 046
8308100000	Hooks, eyes and eyelets of base metal	251 419	2 405 683	2 339 305	24 507 079
8308200000	Tubular or bifurcated rivets of base metal	34 598	279 050	407 158	3 489 828
8308901000	Including parts with beads of a kind used for travel goods	5 324	188 864	80 999	2 399 262
8308909010	Including parts with spangles of a kind used for clothing	4 624	12 396	5 207	121 658
8308909090	Claps, frames with claps, buckles, buckle-claps of base metal	298 618	2 150 260	2 074 255	21 420 949
8309100000	Crown corks, of base metal	22 181	167 085	94 616	863 410
8309901000	Capsules for bottles, of base metal	9 784	40 144	57 814	308 702
8309902000	Top ends of alum. Cans, of base metal	957 618	3 622 365	5 313 461	20 250 021
8309906000	Aerosol can ends, of tinplate, of base metal	16 992	46 363	120 878	361 767
8309907000	Other caps for cans, of base metal	131 724	794 216	547 657	3 185 668
8309908100	Bottle and screw caps, of aluminium	142	12 029	4 937	145 190
8309908900	Seals & other packing accessories of aluminium	86 658	551 347	750 474	4 853 538
8309909100	Other of bottle and screw caps	6 275	58 117	57 795	556 181
8309909910	Bungs for metal drums; bung covers; seals; case corner protectors	21 527	148 084	623 910	1 487 038
8309909990	Threaded bungs for aluminium covers; seals; case corner protectors	114 569	514 770	955 125	4 384 704
8310000000	Plates; Sgn, name, add & similar, numb, letter, of base metal, excl	29 245	221 896	373 273	2 888 221
8311100010	Coated electrodes of base metal, for electric arc-welding : In rolls	223 410	4 295 389	530 716	7 834 907
8311100090	Coated electrodes of base metal, for electric arc-welding, In oth tha	2 014 115	12 775 473	4 387 914	33 349 967
8311202010	Cored wire of alloy stell, cont by weight 4,5% / carbon / chromium,	595 155	3 921 398	873 884	6 026 701
8311202090	Cored wire of alloy stell, cont by weight 4,5% / carbon / chromium,	18 816	447 734	28 105	888 103
8311209010	Part Cored wire of alloy stell, cont weight 4,5% / carbon / chrom, in r	169 335	1 967 942	288 091	3 681 154
8311209090	Part Cored wire of alloy stell, cont weight 4,5% / carbon / chrom, in n	223 891	1 777 052	387 234	4 210 008
8311302010	Coat rod & Cored wire of alloy stell, cont weight 4,5% / carbon / chrc	341 262	1 717 357	751 449	3 988 975
8311302090	Coat rod & Cored wire of alloy stell, cont weight 4,5% / carbon / chrc	1 024	107 402	47 242	738 434
8311309010	Part coat rod & Cor wire of alloy stell, cont weight 4,5% / carbon / cl	582 418	3 806 517	1 713 221	10 475 625
8311309090	Part coat rod & Cor wire of alloy stell, cont weight 4,5% / carbon / ch	483 075	2 841 415	1 304 240	7 804 934
8311900000	Coated wire / cored with flux material of kind used for soldering &	960 423	8 446 116	1 675 141	11 570 866
8401100000	Nuclear reactors	0	35 616	0	195 191
8401200000	Machinery & apparatus for isotopic separation & parts thereof	0	77 852	0	671 407
8401300000	Fuel elements (cartridges), non-irradiated	25	1 217	11 774	29 282



















I.3. IM POR M ENURUT KOM ODITI / IM PORT BY HS COM M ODITY  
 \*\*\* JULI/ JULY 2013 \*\*\*

HS	Uraian Komoditi Commodity Description	Berat Bersih / Net Weight (Kg)		Nilai / Value C.I.F (US\$)	
		Bulan ini Current Month	Kumulatif Cum.Jan. to date	Bulan ini Current Month	Kumulatif Cum.Jan. to date
8431411000	Buckets, shovels, grabs and grips, of machine of subheading 84.26	303 586	1 281 910	1 597 853	4 608 282
8431419000	Buckets, shovels, grabs and grips, of machine other than of subhead	412 875	3 765 738	2 516 013	24 174 318
8431420000	Bulldozer or angledozer blades	532 102	3 046 069	2 599 928	18 448 284
8431430000	Parts of boring/sinking machinery of subhead 8430.41/8430.49	1 815 529	14 658 652	30 610 635	237 845 292
8431491000	Parts of machinery of heading 84.26 other than Buckets, shovels, gra	603 293	4 430 573	5 184 281	34 450 359
8431492000	Cutting edges or end bits for scrapers, graders/levellers	1 103 241	5 735 760	2 225 387	16 645 770
8431494000	Cutting edges or end bits for bulldozer or angledozer blades	19 162	127 390	63 454	621 019
8431495000	Parts of road rollers	247 235	932 965	816 812	4 952 044
8431496000	Oth parts of machinery of heading 84.30.20.00	0	118 405	0	254 191
8431499000	Oth parts suitable use of machinery of heading 84.30	8 618 138	45 001 902	48 782 773	292 044 312
8432100000	Ploughs	26 149	62 332	69 995	175 634
8432210000	Disc harrows	5 654	47 538	247 138	396 780
8432290000	Scarifiers, cultivators, weeders, hoes and oth harrows	56 740	135 710	356 883	843 072
8432300000	Seeders, planters and transplanters	5 118	39 401	9 129	381 189
8432400000	Manure spreaders, fertiliser distributor	1 467	19 788	20 756	275 588
8432801000	Other machinery for soil preparation or cultivation; of agricult/horti	38 605	91 941	552 393	1 409 113
8432802000	Lawn/sports-ground rollers	1 719	3 211	9 227	29 630
8432809000	Other machinery for soil preparation or cultivation	20 303	74 266	187 174	1 234 931
8432901000	Parts of machinery of subheading 8432.80.90	9 475	13 521	57 056	97 220
8432902000	Parts of lawn/sport-ground rollers	0	1 280	0	10 235
8432909000	Parts oth machinery for soil preparation/cultivation	39 446	311 540	231 002	2 280 630
8433110000	Mowers for lawns, parks/ground, powered with the cutting device r	152 582	1 145 728	711 017	4 243 090
8433191000	Mowers for lawns, parks/sports-grounds manually operated	0	336	0	302
8433199000	Oth mowers for lawns, parks/sport ground, oth than manually open	135 253	470 177	401 918	1 970 846
8433200000	Oth mowers, including cutter bars for tractor mounting	5 744	43 710	49 654	475 274
8433300000	Other haymaking machinery	360	3 919	7 668	33 681
8433400000	Straw or fodder baler, including pick-up balers	0	8 880	0	85 344
8433510000	Combined harvester-threshers machinery	69 492	1 413 124	484 398	8 162 553
8433520000	Other threshing machinery	49 781	274 620	177 308	827 104
8433591000	Cotton pickers and cotton gins	7	8	149	202
8433599000	Other harvesting, threshing machinery	16 248	95 877	303 817	1 659 258
8433601000	Machin for cleaning, sorting/grading eggfruit/oth agricultur prod, el	20 760	83 374	967 719	7 527 087
8433602000	Machin for cleaning, sorting/grading eggfruit/oth agricultur prod, n	0	3 599	0	61 540
8433901000	Part mach: castor, of 100< diameter (inc tyres) <= 250mm, width whe	1 068	20 837	3 381	136 061
8433902000	Other parts machine of goods of subhead 8433.11 or 8433.19.90	24 884	160 364	48 938	417 971
8433903000	Other parts machine of goods of subhead 8433.19.10	0	1 834	0	10 120
8433909000	Other parts harvesting or threshing machine	34 784	288 206	128 549	1 291 163
8434101000	Milking machines, electrically operated	0	3 901	0	25 492
8434102000	Milking machines, not electric operated	0	256	0	7 465
8434201000	Dairy machinery, electrically operated	27 310	189 378	819 902	5 584 084
8434202000	Dairy mach, not electrically operated	0	11 319	0	166 308
8434901000	Parts of milking & dairy mach. of electoperated machines	1 864	35 174	140 324	3 826 377
8434902000	Parts of milk & dairy mach of non electoperated machines	17	8 548	175	265 866
8435101000	Presses, crushers & manufacture of wine, cider, fruit juices, electric c	418 209	1 687 592	2 743 305	12 747 134
8435102000	Presses, crushers & manufacture of wine, cider, fruit juices, not elect	117	75 575	2 160	184 412
8435901000	Parts of presses, crushers & manufacture of wine, cider, fruit juices, e	42 051	163 378	157 983	756 128
8435902000	Parts of presses, crushers & manufacture of wine, cider, fruit juices, r	28 587	33 605	48 495	97 765
8436101000	Machinery for preparing animal feedingstuffs, electrically operatec	576 113	4 030 189	2 832 866	22 601 791
8436102000	Machinery for preparing animal feedingstuffs, not electrically oper	12 164	160 357	31 493	542 433
8436211000	Poultry incubators & brooders, electric operated	312 655	1 896 629	2 112 854	16 755 708
8436212000	Poultry incubators & brooders, not electrically operated	0	59 927	0	546 498
8436291000	Oth poultry-keeping machinery, electric operated	133 383	1 191 596	358 067	4 089 958
8436292000	Oth poultry-keeping machinery, not electrically operated	136 613	791 425	742 295	4 246 637
8436801100	Other agric or horticultural machine, electric operated, inc Germin	0	40 502	0	221 685
8436801900	Other machine, electric operated for poultry include bee keeping	26 809	317 704	442 509	2 061 570
8436802100	Other agric or horticultural machine, not electric operated, inc Ger	29 736	78 855	109 512	352 540
8436802900	Other machine, not electric operated for poultry include bee keepi	8 045	125 754	116 804	786 081
8436911000	Parts of poultry-keeping machinery/ poultry, incubator & brooders	67 594	336 130	232 570	2 262 520
8436912000	Parts of poultry-keeping machinery/ poultry, incubator & brooders, r	2 731	86 631	74 194	670 294
8436991100	Parts of other machin for agri & horti type, electric operated	23 814	85 743	46 641	151 869
8436991900	Parts of other poultry/bee-keeping machin, electric operated	142 370	846 400	805 714	4 043 135
8436992100	Parts of other machin for agri & horti type/germanium, not electric	30 628	116 712	233 283	1 189 398
8436992900	Parts of other poultry/bee-keeping machine, not electric operated	25 945	151 965	256 697	1 111 914
8437101000	Machinery for grains; winnowing & clean machine, electrically oper	164 420	549 345	1 805 029	5 137 803
8437102000	Machinery for grains; winnowing & clean machines, not electric ope	0	3 600	0	21 780
8437103000	Machine for clean, sorting/grading seed, grain dried leguminous ve	337 942	1 520 451	2 614 710	9 731 549
8437104000	Mach for clean, sorting/grad seed, grain dried leguminous vegetabl	0	22 302	0	136 389
8437801000	Rice hullers & cone type rice mills, electrically operated	127 339	452 447	805 675	1 568 755
8437802000	Machinery for rice hullers & cone type rice mills, not electrically oper	57 687	349 119	74 092	412 069
8437803000	Coffee & corn mills machine for industry type, electrical operated	30 337	94 822	122 074	343 899
8437804000	Coffee & corn mills machine for industry type, not electrical operate	75 500	125 586	125 000	213 764























**I.3. IM POR MENURUT KOMODITI / IM PORT BY HS COM M ODITY**  
**\*\*\* JULI / JULY 2013 \*\*\***

HS	Uraian Komoditi Commodity Description	Berat Bersih / Net Weight (Kg)		Nilai / Value C.I.F (US\$)	
		Bulan ini Current Month	Net Weight (Kg) Kumulatif Cum.Jan. to date	Bulan ini Current Month	Value C.I.F (US\$) Kumulatif Cum.Jan. to date
8504232100	Liquid dielectric transformers, power15000 < handling capacity ? :	0	39 927	0	409 280
8504232200	Liquid dielectric transformers, power20000 < handling capacity ? :	0	348 959	0	2 620 754
8504232900	Oth liquid dielectric transformerspower handling capacity > 30000	44 307	2 892 433	256 958	23 808 169
8504311100	Instrument potential transformer withrating voltage ? 110 kv	4 432	83 838	107 207	1 208 274
8504311200	Instrument potential transformer with66 kv ? rating voltage < 110	12 270	14 657	94 302	148 453
8504311300	Instrument potential transformer with1 kv ? rating voltage < 66 kv	43	39 143	1 289	458 821
8504311900	Oth.instrument potential transformer	15 668	317 020	247 738	2 514 069
8504312100	Ring current tranformers with voltagerating ? 110 kv	13 663	220 098	202 275	3 100 667
8504312200	Oth ring current transformers	2 098	46 184	53 400	868 363
8504312300	Instrument current tranformers with66 kv ? rating voltage < 110 k	0	1 974	0	38 119
8504312400	Instrument current tranformers with1 kv ? rating voltage < 66 kv	0	24 516	0	66 171
8504312900	Oth instrument current transformers with	19 647	202 915	500 067	2 412 791
8504313000	Flyback transformer power handlingcapacity ? 1 kva	16 083	149 979	165 718	1 384 100
8504314000	Intermediate frequency transformerpower handling capacity ? 1 k	67 816	251 417	334 727	2 045 388
8504319100	Oth transformers of kind used toys,scaleor similar recreational mo	47 137	140 447	116 224	1 457 378
8504319200	Oth maching transformer havingpower handling capacity ? 1 kva	23 659	439 801	432 604	6 078 215
8504319910	Step up/down transformer,slide regulatorstabilizer handling capac	286 183	1 330 965	1 936 875	7 929 331
8504319990	Oth transformers having power handlingcapacity ? 1 kva	83 915	654 092	953 636	12 014 424
8504321100	Matching transformers, power handling1 kva < capacity ? 5 kva	4 443	41 362	59 506	488 437
8504321900	Oth matching transformers, pwr handling1 kva < capacity ? 5 kva	696	60 166	54 639	566 399
8504322000	Oth transformers of kind used toys,scalesmlar recr'nl models 1 kva	3	1 541	82	6 770
8504323000	Oth matching transformers minimum freq.3 mhz & power handlin	79	7 341	2 015	142 751
8504324100	Matching transformers of power handling5 kva < capacity ? 10 kv:	5 196	42 678	71 877	516 096
8504324900	Oth matching transform'r of pwr handling5 kva < capacity ? 10 kv:	35	10 602	1 974	223 943
8504325100	Matching transformers, power handling10 kva < capacity < 16 kva	0	390	0	2 864
8504325900	Oth matching transformrs, power handling10 kva < capacity < 16 kva	8 645	67 469	216 690	1 726 401
8504331100	Matching transform.side voltage? 66kv	0	5 503	0	103 418
8504331900	Oth matching transformrs high s-volt? 66kv16 kva < capacity ? 500 k	63 641	255 884	823 590	3 325 767
8504339100	Matching transformers power handling16 kva < capacity ? 500 kv:	3 167	14 325	26 372	180 029
8504339900	Oth matching transformers power handling16 kva < capacity ? 500	2 685	619 288	19 133	13 728 960
8504341100	Matching transform.side voltage ? 66 kv10000 kva <power cap ? 1	0	39 231	0	84 757
8504341200	Oth matching transformerspower capaity > 500 kva	2 229	53 019	4 025	241 974
8504341300	Oth matching transform.side volt < 66 kv10000 kva <power cap ?	0	2 249	0	48 740
8504341400	Oth instrum transform. side voltage<66kvpower capacity> 15000 k	18	127 344	2 070	1 152 050
8504342300	Oth instrument transform. with high sidevoltage ? 66 kv	5	159	652	7 958
8504342400	Matching transformer hav'g a powerhandling capacity >15000 kva	0	9 115	0	40 294
8504342900	Oth instrument transformer hav'g a powerhandling capacity >1500	96 810	443 430	759 576	3 607 321
8504401100	Uninterrupted power supplies (ups)	464 309	3 643 528	4 539 740	32 214 537
8504401900	Other uninterruptred power supplies	223 892	2 967 317	3 184 742	52 842 871
8504402000	Battery chargers having a rating>100 kva	135 163	609 554	1 229 750	6 045 485
8504403000	Other rectifiers	45 183	493 848	2 173 979	11 700 604
8504404000	Inverters	76 993	512 289	1 681 391	12 254 475
8504409000	Other static converter for automaticdata processing machines&ur	384 377	1 890 073	7 305 283	32 205 926
8504501000	Inductors for power supply for automaticdata process mach&unit	70 081	322 672	1 671 104	10 699 429
8504502000	Chip type fixed inductors	58 150	241 595	1 822 816	9 129 525
8504509300	Other inductors, with power handlingcapacity ? 2500 kva	33 561	201 803	1 008 808	6 500 033
8504509400	Other inductors, with power handling2500 kva < capacity ? 10000	4	17 063	82	243 491
8504509500	Other inductors, with power handlingcapacity> 10000 kva	4 660	15 228	173 336	532 054
8504901000	Parts of goods of subheading 8504.10	13 548	97 628	15 087	400 788
8504902000	Parts of printed circuit assmb good subheading 85044011,850440	29 970	278 671	478 765	3 703 783
8504903100	Radiator panel,flat tube radiator assembfor distrib&power transfo	133 622	912 115	329 888	2 129 790
8504903900	Oth part of electrical transformers ofa capacity ? 10,000 kva	20 213	900 609	568 651	6 314 762
8504904100	Radiator panel,flat tube radiator assembfor distrib&power transfo	319 085	421 772	2 628 528	3 144 970
8504904900	Oth radiator panel a capacity >10000 kva	155	2 000	12 429	83 801
8504905000	Other, for inductors of capacity ? 2500kva	1 604	132 885	20 821	173 204
8504906000	Other, for inductors of capacity > 2500kva	42	6 583	794	255 335
8504909000	Other parts of electrical transformers,static converters & inductor	482 910	3 886 852	5 886 487	39 140 068
8505110000	Permanent magnet of metal	709 455	4 127 370	4 182 625	27 016 305
8505190000	Permanent magnet not of metal	846 770	5 032 710	4 249 769	29 301 071
8505200000	Electro magnetic couplings, clutches andbrakes	40 715	406 054	562 849	5 181 623
8505900000	Other electro magnetic including parts	209 430	1 472 307	3 378 439	26 198 011
8506101000	Manganese dioxide having external volume?300 cm3 of primary c	19 362	722 975	172 987	4 609 387
8506109000	Manganese dioxide having external volume> 300 cm3 of primary	269 137	1 272 203	1 558 298	10 162 614
8506300000	Mercuric oxide of primary cell/batteries	0	7	0	115
8506400000	Silver oxide of primary cell/batteries	517	5 559	4 040	45 822
8506500000	Lithium of primary cell/batteries	40 339	221 838	2 959 967	17 099 198
8506609000	Air-zinc of primary cell/batterieshaving an external volume > 300 c	1 070	14 954	39 662	773 608
8506801000	Zinc carbon, having an externalvolume ? 300 cm3 of primary cell/l	0	4	0	1 250
8506802000	Zinc carbon, having an externalvolume > 300 cm3 of primary cell/l	1 416	31 199	42 146	3 490 289
8506809100	Other primary cell/batterieshaving an external volume ? 300 cm3	1 105	22 919	29 082	393 373
8506809900	Other primary cell/batterieshaving an external volume > 300 cm3	152 773	1 165 472	4 649 083	37 191 187

**I.3. IMPOR MENURUT KOMODITI / IMPORT BY HS COMMODITY**  
**\*\*\* JULI / JULY 2013 \*\*\***

HS	Uraian Komoditi Commodity Description	Berat Bersih / Net Weight (Kg)		Nilai / Value C.I.F (US\$)	
		Bulan ini Current Month	Kumulatif Cum.Jan. to date	Bulan ini Current Month	Kumulatif Cum.Jan. to date
8506900000	Parts of primary cells/batteries	110 093	541 012	2 085 303	9 997 709
8507101000	Lead-acid, for starting piston engine kind used for aircraft	188	55 463	6 684	158 094
8507109200	Lead-acid, for starting piston engine used not for aircraft of height	790	62 785	21 520	355 909
8507109300	Lead-acid, for starting piston engine used not for aircraft of height	498 732	2 130 529	1 514 519	7 871 473
8507109400	Oth lead-acid, for start piston engine used not for aircraft of height	129	213	7 424	8 293
8507109900	Oth lead-acid, for start piston engine used not for aircraft of height	558 500	2 885 646	1 854 656	9 610 876
8507201000	Oth lead-acid accumulator of a kind used for aircraft	7 122	48 260	29 889	645 417
8507209100	Oth lead-acid accumulator of a kind used 13 cm < height ? 23 cm	3 097	85 644	13 378	351 612
8507209200	Oth lead-acid accumulator of a kind used a height > 23 cm	815 566	4 958 171	2 461 857	18 139 509
8507209300	Oth lead-acid accumulator of a kind used not for aircraft 13 cm < h	0	114 825	0	368 941
8507209900	Oth lead-acid accumulator of a kind used not for aircraft a height >	1 591 635	8 090 992	6 862 054	33 369 042
8507301000	Nickel-cadmium of a kind used for aircraft	0	417	0	48 283
8507309000	Other nickel-cadmium of a kind used for aircraft	5 221	138 067	56 017	1 600 320
8507401000	Nickel-iron of a kind used for aircraft	16	16	11 754	11 754
8507409000	Oth nickel-iron of a kind used for aircraft	5 491	66 672	155 835	1 485 863
8507500000	Nickel metal hydride	13 652	49 440	379 280	1 365 158
8507601000	Lithium ion accumulators of a kind used laptops includ notebook, s	2 683	35 786	70 477	541 152
8507609000	Other lithium ion accumulators	29 267	131 971	580 268	2 397 680
8507801000	Oth accumulator of a kind used for aircraft	138	494	20 387	239 922
8507809100	Other accumulator of a kind used for laptops including notebook, s	1 010	2 952	16 809	105 928
8507809900	Other accumulator of a kind used not for laptops including notebook	496 221	1 881 905	914 925	5 607 680
8507901100	Plates of goods of other electric accumulators, include separators t	582	66 042	8 449	253 989
8507901900	Other of plate	39 603	428 095	504 628	3 236 614
8507909100	Other parts of a kind used for aircraft	68	162	551	1 293
8507909200	Battery separators, ready for use of material other than poly/vinyl c	87 008	1 105 777	563 018	6 004 613
8507909300	Part of goods of electric accumulator include separators thereof, w	5 998	33 138	115 643	767 229
8507909900	Oth part of electric accumulator include separators thereof, whetf	94 111	566 362	536 448	3 216 663
8508110000	Vacuum cleaner with self-contained electric motor > 1500 w, capacit	170 914	937 371	1 194 479	5 952 975
8508191000	Oth vacuum cleaners with self-contained electric motor a kind suitable for	10 921	140 545	80 125	866 630
8508199000	Oth vacuum cleaners not for domestic use	253 350	363 277	76 819	465 023
8508600000	Other vacuum cleaners	14 501	290 676	122 195	2 094 312
8508701000	Parts of vacuum cleaners capacity ? 20 l or a kind suitable for domestic u	9 187	50 459	198 859	1 324 658
8508709000	Other parts of vacuum cleaners capacity ? 20 l or a kind suitable for domestic	3 053	35 307	29 114	318 612
8509400000	Food grinder & mixer, fruit/vegetable juice extract with self-contained	760 336	3 451 144	4 726 204	20 967 567
8509801000	Floor polishers with self-contained electric motor	10 870	103 084	52 477	442 499
8509802000	Kitchen waste disposer with self-contained electric motor	0	1 860	0	37 823
8509809000	Oth electro-mechanic domestic appliances with self-contained elec	65 789	325 274	304 237	1 685 857
8509901000	Part of goods of floor polishers	2 989	9 910	10 428	36 036
8509909000	Other parts elect. mechanical domestic appliance, with self-cont.e	404 800	3 147 696	1 015 083	7 002 722
8510100000	Shavers, with self-contained electric motor	6 385	23 613	132 910	485 545
8510200000	Hair clippers, with self-contained electric motor	5 932	43 270	38 604	182 230
8510300000	Hair-removing appliances, with self-contained electric motor	471	1 120	21 071	31 135
8510900000	Parts of shavers, hair clippers with self-contained electric motor	2 208	10 162	107 152	331 599
8511101000	Sparking plugs suitable for aircraft engines	6	1 333	6 116	67 736
8511102000	Sparking plugs suitable for motor vehicles engines	27 496	110 947	306 187	2 242 994
8511109000	Other sparking plugs	104 928	521 392	585 481	5 602 818
8511201000	Ignition magnetos, magneto-dynamos, magnetic flywheels for aircr	1 340	11 028	15 358	206 904
8511202100	Ignition magnetos, magneto-dynamos, magnetic flywheels unasser	71 076	266 779	473 294	1 842 888
8511202900	Oth ignition magnetos, magneto-dynamos, magnetic flywheels	61 094	328 226	733 397	3 869 603
8511209100	Oth ignition magnetos, magneto-dynamos, magnetic flywheels unass	3 352	43 953	166 804	2 155 744
8511209900	Oth ignition magnetos, magneto-dynamos, magtic flywheel not for	7 610	19 410	54 307	303 552
8511303000	Other distributors; ignition coils a kind suitable for aircraft/vehicle	8 740	52 068	172 410	1 113 702
8511304100	Unassembled oth. distributor/ignition coil a kind suitable for aircraft/veh	87 534	441 084	2 032 645	13 194 190
8511304900	Unassembled distributors/ignition coil	130 003	756 258	1 898 710	12 137 626
8511309100	Unassembled distributors/ignition coil a kind suitable for aircraft/vehicle	724	2 324	9 203	16 423
8511309900	Oth unassembled distributors/ignition coils suitable for aircraft/veh	140 850	604 347	2 309 085	8 935 902
8511401000	Starter motors & dual purpose starter generator of a kind used air	124	1 849	2 780	453 492
8511402100	Other unassembled starter motors for engine vehicle of car, transp	494	137 999	7 457	1 178 113
8511402900	Oth starter motors & dual purpose starter generators	18 888	58 264	131 461	714 975
8511403100	Assembled starters motor for engine of vehicles of tractors	1 567	10 643	27 312	260 732
8511403200	Assembled starters motor for engine of vehicles of car transport pe	316 905	2 249 598	4 120 170	26 894 784
8511403300	Assembled starters motor for engine of vehicles of special cars	379	3 366	14 112	87 294
8511409100	Other starter motor for engine of transport cars person/goods, spesial	4 142	86 586	21 479	771 731
8511409900	Other starter motor assembled	136 767	1 342 797	1 633 776	18 085 915
8511501000	Other generator of a kind used for aircraft engines unassembled	0	223	0	44 418
8511502100	Other generators unassembled for vehicle engine of car, transport	4 192	12 699	29 903	150 064
8511502900	Other unassembled alternators	3 334	36 361	31 599	475 180
8511503100	Assembled alternators for engine vehicle tractors	5 691	17 234	53 147	200 113
8511503200	Assembled alternators for engine vehicle transportation for person	517 253	3 252 554	5 511 034	37 298 605
8511503300	Assembled alternators for engine vehicle of special purpose motor	4 999	48 014	62 738	641 162
8511509100	Other generators for engine vehicle of transport at 'n person/goods	6 373	35 273	43 236	970 638



**I.3. IM POR MENURUT KOMODITI / IM PORT BY HS COM M ODITY**  
**\*\*\* JULI/ JULY 2013 \*\*\***

HS	Uraian Komoditi Commodity Description	Berat Bersih / Net Weight (Kg)		Nilai / Value C.I.F (US\$)	
		Bulan ini Current Month	Kumulatif Cum.Jan. to date	Bulan ini Current Month	Kumulatif Cum.Jan. to date
8511509900	Other generators	94 696	544 254	1 227 724	6 721 226
8511801000	Other equipment of electrical ignition a kind used for aircraft	105	2 182	3 141	86 276
8511802000	Other equipment of electrical ignition a kind used for motor vehicle	162 559	1 049 421	1 351 504	7 845 385
8511809000	Other equipment of electrical ignition	49 621	419 437	347 193	2 275 486
8511901000	Parts of goods of elect ignition for use aircraft engines	122	609	2 470	20 716
8511902000	Parts of goods of elect ignition for use vehicle engine	499 513	2 852 245	8 096 780	49 346 295
8511909000	Parts of goods of elect ignition for use not for aircraft or vehicle en	146 179	1 049 542	1 043 781	5 457 510
8512100000	Lighting/ visual signalling equipment of a kind used on bicycles	9 401	128 550	94 087	665 421
8512202000	Unassembled lighting/ visual signaling equipment	153 489	1 567 687	2 368 239	22 113 263
8512209100	Other lighting/ visual signalling equip.for motorcycles	88 750	267 260	422 994	1 338 002
8512209900	Other lighting/ visual signalling equip.	525 826	3 620 441	6 887 142	48 594 493
8512301000	Horns and serenes, assembled	91 019	431 938	384 347	2 785 606
8512302000	Unassembled sound signalling equipment	40 403	319 149	1 357 265	10 602 560
8512309100	Other sound signal equip.obstacle detect device for vehicles	3 079	7 652	138 813	283 701
8512309900	Other sound signalling equipment	19 077	123 143	236 636	2 413 941
8512400000	Windscreen wiper, defroster & demisters	214 600	1 231 025	1 814 229	11 698 749
8512901000	Parts of goods of lighting or vis. light	2 709	17 210	19 026	131 718
8512902000	Parts of goods of lighting, sound signal or windscreen wipers, defro:	168 979	1 121 073	3 092 078	24 308 781
8513101000	Miners helmet lamps	259	34 060	2 429	1 268 835
8513102000	Quarrymen's lamps	2	104	99	1 335
8513109000	Other portable electric lamps	1 103 944	5 787 184	3 000 156	15 642 758
8513901000	Part of portable elect lamp of miner's helmet or quarrymen's lamp	97	690	1 369	21 225
8513903000	Parts of flashlights reflectors; switch sliders of plastics	20 066	171 068	56 216	545 850
8513909000	Oth part of portable elect lamp designed	161 598	1 009 454	347 758	2 166 609
8514100000	Resistance heated furnaces and ovens	11 861	1 139 225	170 660	14 803 826
8514202000	Electric furnaces or ovens for the mncf or printed circuit board/ as	2 213	7 491	30 276	94 763
8514209000	Oth furnaces/ oven function by induction or dielectric loss	63 572	864 060	2 338 297	11 596 302
8514302000	Oth elect furnace/ oven for the manufact of printed circuit board/ a	65 416	304 933	225 156	611 276
8514309000	Other furnaces and ovens	226 838	4 085 549	1 946 601	25 116 198
8514400000	Oth equipment for the heat treatment of materials by induction/ di	60 987	279 767	1 166 905	5 010 775
8514902000	Part of industrial/ laboratory electric furnaces/ oven for manufact. of	9 233	101 277	160 132	1 502 400
8514909000	Other industrial/ lab. elec. furnaces and ovens incl. by induction or di	153 917	2 642 673	550 015	19 380 477
8515110000	Soldering irons and guns	45 614	184 785	143 156	595 771
8515191000	Mach and app for soldering component on PCB/ printed wiring boar	9 112	48 292	154 069	1 333 329
8515199000	Other brazing/ soldering machines and apparatus	44 379	296 527	372 253	4 862 567
8515210000	Mach and app for resistance welding of metal, fully or partly autom	92 181	1 523 329	1 976 121	14 618 975
8515290000	Mach and app for resistance welding of metal, non-automatic	490 393	1 346 309	7 524 041	13 299 780
8515310000	Mach and app for arc welding of metal, fully or partly automatic	99 793	502 215	945 485	7 793 932
8515391000	AC arc welders, transformer type, non- automatic	37 878	329 592	342 113	1 929 740
8515399000	Oth machine and apparatus for arc welding of metals, not automat	393 874	2 258 111	2 907 374	15 279 725
8515801000	Electric mach & app for hot spraying of metals/ sintered metal cart	522	160 289	9 154	2 621 550
8515809000	Oth electric mach & app for hot spraying of metals/ sintered metal	145 108	845 909	2 015 679	11 352 222
8515901000	Parts of AC arc welder, transformer type	32 120	102 435	2 075 851	4 199 870
8515902000	Part of mach & app for soldering component on PCB/ printed wiring	13 708	23 556	131 734	827 694
8515909000	Oth electric machines & apparatus	171 261	1 353 056	3 326 633	23 009 406
8516101010	Water dispenser fitted w/ solely water heater for domestic use	575 716	1 842 117	3 162 951	10 089 675
8516101090	Water dispenser fitted w/ solely water heater for other use	122 426	1 395 787	748 951	9 204 221
8516103000	Electric immersion water heaters	2 459	20 557	68 219	133 806
8516210000	Storage heating radiators	43	40 900	2 499	294 191
8516290000	Oth electric space heating apparatus and electric soil heating appar	153	26 692	15 672	399 135
8516310000	Hair dryers	24 970	96 421	266 700	1 262 287
8516320000	Other hair-dressing apparatus	45 024	218 403	208 626	1 443 015
8516330000	Hand-drying apparatus	17 271	60 649	309 391	790 866
8516401000	Elect. smoothing irons of kind designed to use steam from the indu	1 738	33 499	7 571	103 302
8516409000	Other electric smoothing irons	72 904	364 136	692 560	3 192 460
8516500000	Microwave ovens	169 171	707 819	728 708	3 603 393
8516601000	Rice cookers	2 715 199	12 057 570	10 451 901	46 211 040
8516609000	Oth ovens; cookers, cooking plates, boiling rings, grillers & roasters	357 235	1 471 735	1 679 587	6 432 731
8516710000	Coffee/ tea makers	36 996	216 917	401 807	2 345 479
8516720000	Toasters	32 677	202 804	172 453	1 193 009
8516791000	Kettles	14 175	170 853	126 126	1 008 844
8516799000	Other electro-thermic appliances	226 523	1 281 795	1 481 257	7 992 915
8516801000	Elect heatin resistor for type-founding or type-setting mach; for ind	1 271	19 548	52 878	389 111
8516803000	Elect heatin resistor for type-founding/ type-setting mach; for dom	104 166	464 286	566 420	3 338 267
8516809000	Other electric heating resistors	66 953	378 570	1 001 789	4 315 477
8516902100	Sealed hotplates for domestic appliances	12 229	20 493	31 208	107 972
8516902900	Sealed hotplates for other appliances	446 246	2 445 102	1 227 583	7 358 980
8516903000	Parts of electric instantaneous/ storage water heaters & immersion	210 205	1 103 627	669 296	3 264 383
8516904000	Part of electric heatin resstor for typefounding/ type-setting mach	355	3 549	522	43 879
8516909000	Oth part of electric heating resstor for type-founding/ type-setting i	571 445	3 873 690	5 664 232	32 010 134
8517110000	Line telephone set with cordless handset	2 996	23 650	129 799	955 782

I.3. IMPOR M ENURUT KOM ODITI / IM PORT BY HS COM M ODITY  
 \*\*\* JULI / JULY 2013 \*\*\*

HS	Uraian Komoditi Commodity Description	Berat Bersih / Net Weight (Kg)		Nilai / Value C.I.F (US\$)	
		Bulan ini Current Month	Kumulatif Cum.Jan. to date	Bulan ini Current Month	Kumulatif Cum.Jan. to date
8517120000	Telephones for cellular networks or for other wireless networks	2 333 887	9 118 874	359 594 651	1 573 312 026
8517180000	Other telephone sets	40 911	325 160	1 158 314	7 679 552
8517610000	Base stations	288 487	1 440 346	10 030 958	120 704 432
8517621000	Radio transmitters/receivers for simult.interpretation at multilingual	1 018	2 741	57 329	275 118
8517622100	Control & adaptor units, incl. gateways,bridges and routers	50 154	164 116	4 466 928	11 789 850
8517622900	Oth control & adaptor units, includinggateways,bridges and router	48 255	99 182	5 360 903	22 579 383
8517623000	Telephonic or telegraphic switchingapparatus	500	3 865	73 345	363 344
8517624100	Modems including cable modemsand modem cards	50 255	354 741	1 692 261	22 259 561
8517624200	Concentrators or multiplexers	33 344	207 129	7 673 173	30 701 764
8517624900	Oth app for carrier-current line systemor for digital line systems	22 383	658 731	26 666 676	60 304 408
8517625100	Wireless LANs	139 025	542 610	3 691 258	22 290 509
8517625200	Transmission/reception app for simult.interpretation at multilingual	1 903	2 046	311 722	339 293
8517625300	Oth transmission apparatus for radio-telephony/radio-telegraphy	133 397	871 773	66 533 820	358 186 340
8517625900	Oth transmission app incorporatingreception apparatus; others	3 238	7 240	922 729	2 059 158
8517626100	Oth transmission apparatus for radio-telephony/radio-telegraphy	4 185	4 818	519 965	530 482
8517626900	Oth transmission apparatus for radio-telephony/radio-telegraphy;	562	2 912	170 887	432 928
8517629100	Portable receiver for call,alert/pagingand paging alert devices, incl	0	636	0	55 783
8517629200	Portable receiver for radio-telephonyor radio-telegraphy	0	6 066	0	1 195 066
8517629900	Other portable receivers	31 561	171 166	3 411 558	15 195 364
8517690000	Other apparatus for transmission orreception of voices; others	21 417	107 251	636 558	12 941 176
8517701000	Parts of control and adaptor unitsincluding gateways, bridges, rout	42 955	371 621	8 216 188	40 082 366
8517702100	Parts of cellular telephones	21 679	47 837	218 319	2 077 664
8517702900	Oth parts of control and adaptor unitsincluding gateways, bridges,	5 591	115 403	182 041	8 171 727
8517703100	Oth PCB of goods for line telephonyor line telegraphy; assembled	5 861	30 485	409 959	4 199 664
8517703900	Oth printed circuit board; assembled	100 251	9 879 415	11 257 031	46 930 708
8517704000	Aerials/antennae used w/ app. for radio-telephony or radio-telegr;	191 329	1 411 098	5 372 721	27 834 688
8517709100	Oth aerials/antennae of goods for linetelephony or line telegraphy	12 575	110 377	680 334	8 834 589
8517709200	Oth aerials/antennae of goods for radio-telephony or radio-telegr;	517 910	3 125 926	27 508 518	162 996 898
8517709900	Other aerials or antennae	191 856	3 189 197	52 197 071	787 856 788
8518101100	Microphones having a frequency rangeof 300 hz to 3.4 khz	13 439	76 409	185 165	1 085 287
8518101900	Other microphones, whether or notwith their stands	104 096	583 949	492 040	3 406 500
8518109000	Other microphones	15 438	85 526	471 973	3 329 385
8518211000	Box type of single loudspeakers,mounted in their enclosures	45 643	242 596	404 130	1 816 302
8518219000	Oth type of single loudspeakersmounted in their enclosures	191 923	1 355 715	896 427	6 219 245
8518221000	Box type of multiple loudspeakers,mounted in their enclosures	189 708	956 080	803 878	4 943 244
8518229000	Oth type of multiple loudspeakersmounted in their enclosures	61 036	944 288	331 893	4 321 242
8518292000	Loudspeakers,without enclosure,having a freq 300 hz to 3.4 khz	10 668	55 288	212 618	877 525
8518299000	Oth loudspeakers, not mounted intheir enclosure	898 759	4 981 317	4 851 580	26 678 920
8518301000	Headphones	34 476	142 247	503 205	2 078 570
8518302000	Earphones	43 106	1 327 066	194 655	6 618 895
8518304000	Line telephone handsets	24 381	29 283	269 615	305 263
8518305100	Oth combined microphone/speaker set,for cellular/wireless teleph	16 648	25 578	187 197	230 909
8518305900	Oth combined microphone/speaker set,for other puprposes	1 922	29 648	7 362	401 035
8518309000	Other headphones and earphones,combined w/ microphone/spea	21 378	161 607	234 651	5 922 404
8518402000	Audio-freq elec. amplifier used asrepeaters in line telephony	3 117	4 881	12 105	31 760
8518403000	Audio-freq elec. amplifier used asrepeaters in oth than line teleph	0	130	0	19 415
8518404000	Oth audio-freq elec. amplifier,have 6 ormore input signal line	9 707	51 883	165 387	569 892
8518409000	Other audio-freq elec. amplifier	200 967	1 112 260	947 277	6 852 767
8518501000	Elec. sound ampli. set having powerrating of 240W or more	0	27 891	0	253 352
8518502000	Oth elec. sound amplifier w/ loudspeaker50V <= voltage rating <=	150	7 016	16 360	158 984
8518509000	Oth electric sound amplifier	11 824	71 658	57 030	439 865
8518901000	Part of microphone,loudspeaker,telephonehandset,audio-freq ele	390 382	2 527 968	455 656	3 908 884
8518902000	Part of oth audio-freq elec. amplifier,have 6 or more input signal li	375	12 625	18 322	1 261 985
8518903000	Part of single/multiple loudspeaker	331 151	1 699 969	1 138 201	5 084 797
8518904000	Part of oth loudspeakers, not mounted intheir enclosure	13 640	123 056	16 909	222 049
8518909000	Part of oth electric sound amplifier set	986 243	6 019 883	6 067 676	36 107 115
8519201000	Coins or disc operated record player	0	1 705	0	2 434
8519202000	Record player operated by others	0	12 032	0	21 081
8519300000	Turntables (record-decks)	451	756	27 671	36 406
8519500000	Telephone answering machines	0	1 170	0	2 352
8519811000	Pocket size cassette recorders,dimensionnot exceed 170 x 100 x 4!	0	7	0	18 000
8519812000	Cassette recorder,with ampli/loudspeakeroperating only w/ ext. sr	0	12 671	0	100 211
8519813000	Compact disc player	3 556	32 903	45 004	359 824
8519814900	Transcribing machines for other purposes	1 183	16 213	1 500	26 612
8519816100	Magnetic tape rcorder incorp sound reprofor cinematography or b	220	530	9 632	32 262
8519816900	Magnetic tape rcorder incorp sound reprofor other puprposes	0	20	0	2 382
8519817900	Oth sound reproducing app,cassette type,for other puprposes	331	27 107	1 561	389 093
8519819100	Oth sound recorder suitable forcinematography or broadcasting	4 496	4 496	69 401	69 401
8519819900	Oth sound recorder suitable forother puprposes	24 026	91 475	83 764	896 300
8519892000	Record-players with/without loudspeakers	95	2 885	774	12 915
8519899000	Cinematographic sound reproducersfor other puprposes	6 138	92 240	108 454	1 777 759

**I.3. IMPOR MENURUT KOMODITI / IMPORT BY HS COMMODITY**  
**\*\*\* JULI / JULY 2013 \*\*\***

HS	Uraian Komoditi Commodity Description	Berat Bersih / Net Weight (Kg)		Nilai / Value C.I.F (US\$)	
		Bulan ini Current Month	Kumulatif Cum.Jan. to date	Bulan ini Current Month	Kumulatif Cum.Jan. to date
8521101000	Magnetic tape-type used incinematography or TV broadcasting	0	1 065	0	16 299
8521109000	Magnetic tape-type used in other purpose	0	390	0	33 122
8521901100	Laser disc player used incinematography or TV broadcasting	349	2 352	19 673	233 924
8521901900	Laser disc player used in other purpose	60 668	291 901	421 076	2 792 269
8521909100	Oth magnetic tape-type used incinematography or TV broadcastin	13 780	104 665	251 171	1 317 637
8521909900	Oth magnetic tape-type used inother puprposes	159 189	790 159	4 262 485	23 565 856
8522100000	Pick-up cartridges	2 018	3 434	24 328	151 367
8522902000	Printed circuit board assemblies for telephone answering machine	59	4 188	2 664	118 918
8522903000	PCB assemblies for cinematographic soundrecorders or reproduce	13 349	141 704	396 561	5 536 387
8522904000	Audio/video tapedecks and compact discmechanisms	83 836	337 867	953 264	4 183 844
8522905000	Audio/video reproduction heads, magnetic type; magnetic erasing	40 251	53 465	177 209	1 041 773
8522909100	Oth parts& accessories of cinematographic sound recorders/ reprod	26 798	164 130	490 856	5 133 943
8522909200	Oth parts of telephone answering machine	13 231	111 693	18 209	13 846 319
8522909300	Oth parts& accessories for sound/ audiorecording/ reproducing (ma	374 829	2 063 809	11 649 563	58 467 378
8522909900	Oth parts& accessories for other sound or audio recording/ reprodu	283 727	1 940 858	7 847 616	54 491 504
8523211000	Magnetic media card, incorporating a magnetic stripe; unrecorded	7 760	59 855	231 101	883 916
8523219000	Magnetic media card, incorporating a magnetic stripe; recorded	1 211	6 898	33 012	224 590
8523291100	Magnetic computer tapes, width <= 4mm; unrecorded	424	5 516	1 548	90 124
8523291900	Other magnetic tapes, width <= 4mm; unrecorded	12 254	14 109	53 299	178 102
8523292100	Magnetic video tapes, width <= 4mm; recorded	9 771	54 373	19 690	106 115
8523292900	Magnetic tapes (oth than video tapes) width <= 4mm; recorded	3	115	10	17 846
8523293100	Magnetic computer tapes, 4mm < width <= 6,5mm; unrecorded	12	405	1 748	55 989
8523293300	Magnetic video tapes, 4mm < width <= 6,5mm; unrecorded	3 525	22 783	36 469	223 329
8523293900	Other magnetic tapes, 4mm < width <= 6,5mm; unrecorded	864	3 194	112 382	337 587
8523294100	Magnetic computer tapes, 4mm < width <= 6,5mm; recorded	2	1 629	54	94 923
8523294200	Magnetic tapes, 4mm < width <= 6,5mm; recorded, for cinematograp	7	22	386	735
8523294300	Oth magnetic video tapes, 4mm < width <= 6,5mm; recorded	21	88	3 696	6 305
8523294900	Oth magnetic computer tapes, 4mm < width <= 6,5mm; unrecorded	23	205	1 458	16 363
8523295100	Magnetic computer tapes, width > 6,5mm; unrecorded	31	1 224	4 112	113 589
8523295200	Magnetic video tapes, width > 6,5mm unrecorded	1 789	9 306	22 239	274 139
8523295900	Oth magnetic tapes, width > 6,5mm unrecorded	74	147 011	10 300	897 670
8523296100	Magnetic tapes width > 6,5mm; recorded for storage media	80	3 732	2 316	24 206
8523296900	Oth magnetic tapes, width > 6,5mm; recorded, for other purposes	6 956	27 525	15 783	46 853
8523297100	Computer hard disc and diskette; unrecorded	54 684	217 641	116 298	1 026 250
8523297900	Other magnetic discs; unrecorded	55	1 028	1 032	6 432
8523298100	Magnetic disc for reproducing phenomena not sound/ image for co	12 965	22 688	22 621	62 344
8523298200	Magnetic disc for reproducing phenomena not sound/ image for oth	655	682	3 535	13 084
8523298300	Oth magnetic disc reproducing represent. by means of an auto. dat	12	1 213	1 115	52 666
8523298490	Other cinematographic films; magnetic	0	6	0	10 510
8523299100	Magnetic media oth than disc for computer use; unrecorded	3 389	39 601	18 916	67 652
8523299200	Magnetic media oth than disc for oth than computer use; unrecord	0	4	0	80
8523299300	Magnetic media oth than disc for computer use; recorded	13 948	80 406	354 026	2 053 353
8523299500	Oth magnetic media reprodu. sound/ image proprietary format stora	0	6 466	0	360 294
8523299900	Other magnetic media (not disc)	2 047	40 292	21 752	686 390
8523411000	Optical media, unrecorded, for computer use	52 460	564 667	227 850	3 399 449
8523419000	Optical media, unrecorded, for other use	21	17 839	2 232	84 649
8523491100	Disc for laser reading systems for reproducing phenomena not sou	4	619	64	47 468
8523491200	Educational, technical, scientific, historical/ cultural disc; sound only	41	99	685	11 605
8523491300	Other kind of disc; sound only	34	1 221	4 630	81 168
8523491400	Disc for laser reading system for repro. represent. of instruct, data, s	534	5 076	272 819	2 514 158
8523491910	Cinematographic film oth than newsreel, travelogues, and oth doc.	8	10	7 633	7 785
8523491990	Other cinematographic films; optical	7	484	7 376	85 531
8523499100	Oth disc for laser reading systems for reproducing phenomena not	15	15	7 446	7 446
8523499300	Oth disc for laser reading systems for reproducing others	0	13	0	11 469
8523499900	Oth disc for laser reading systems	1 591	5 977	55 898	599 883
8523511100	Solid-state non-volatile storage devices suitable for computer use; u	1 335	14 415	154 037	289 847
8523511900	Solid-state non-volatile storage devices for other use; unrecorded	9 369	86 991	61 223	2 154 276
8523512100	Solid-state non-volatile storage devices suitable for computer use; r	2 865	25 314	988 890	7 939 091
8523512900	Solid-state non-volatile storage devices for other use; recorded	11	282	2 232	123 715
8523513000	Solid-state non-volatile storage devices for repro. data, sound/ imag	1 681	3 330	17 710 183	18 797 700
8523519090	Other cinematographic film; semiconductor	236	898	43 861	263 220
8523520000	"Smart cards"	88 218	521 066	5 391 224	29 844 077
8523591000	Proximity cards and tags; semiconductor	5 625	17 862	80 351	993 293
8523592100	Oth semiconductor media, unrecorded, suitable for computer use	0	1 250	0	19 654
8523592900	Oth semiconductor media, unrecorded, for other use	4 232	11 671	25 861	552 616
8523593000	Oth semiconductor media, recorded reproducing phenomena not s	32	47	1 513	3 336
8523594000	Oth semiconductor media, recorded reproducing others	161	601	2 186	14 637
8523599000	Other semiconductor media	344	405	6 126	65 818
8523804000	Gramophone records; storage device	1 938	2 632	1 238	1 702
8523805100	Oth solid-state non-volatile storage dev.; unrecorded, for computer u	3 132	26 388	1 246 673	9 963 907
8523805900	Oth solid-state non-volatile storage dev.; unrecorded, for other use	8	258	4 374	28 105

**I.3. IMPOR M ENURUT KOM ODITI / IM PORT BY HS COM M ODITY**  
**\*\*\* JULI/ JULY 2013 \*\*\***

HS	Uraian Komoditi Commodity Description	Berat Bersih / Net Weight (Kg)		Nilai / Value C.I.F (US\$)	
		Bulan ini Current Month	Kumulatif Cum.Jan. to date	Bulan ini Current Month	Kumulatif Cum.Jan. to date
8523809100	Oth solid-state non-volatile storage dev.;recorded, reprod. not soun	0	4	0	8 400
8523809200	Oth solid-state non-volatile storage dev.;recorded, reproducing othe	27	856	1 372	32 272
8523809900	Other solid-state non-volatile storage device	286	4 115	45 940	242 882
8525500000	Transmission apparatus	518	23 464	57 928	1 585 900
8525600000	Transmission apparatus incorporating reception apparatus	9 545	36 768	525 864	3 635 831
8525801000	Web cameras	54 376	419 822	979 144	4 421 867
8525803100	Video camera recorders, used in broadcasting	1 671	7 980	35 529	259 124
8525803900	Video camera recorders, used in other purposes	37 639	1 213 415	2 225 349	9 218 808
8525804000	Television camera	36 002	146 428	849 711	3 630 888
8525805010	Pocket camera	37 569	165 495	2 398 191	16 731 208
8525805020	DSLR camera	8 071	77 110	895 226	17 229 983
8525805090	Other digital cameras	34 672	267 213	1 302 646	14 297 446
8526101000	Radar app., ground based, use in civil aircraft, used solely on sea-go	842	13 513	279 297	2 647 710
8526109000	Other radar apparatus	34 935	139 919	182 592	7 785 320
8526911000	Radio navigational aid app., use in civil aircraft, used solely on sea-g	1 148	5 541	209 822	904 888
8526919000	Other radio navigational aid apparatus	12 171	58 607	702 689	1 862 020
8526920000	Radio remote control apparatus	23 602	119 932	259 670	1 109 451
8527120000	Pocket-size radio cassette-players	648	648	3 250	3 250
8527131000	Oth radio broadcast receiver combined w/ sound recording/ reprod	24 595	81 491	105 462	737 914
8527139000	Oth radio broadcast receiver combined w/ sound recording/ reprod	47 829	83 942	244 478	1 072 915
8527191900	Reception app capable of plan, manage & monitor electromag spect	4 318	32 704	56 466	549 857
8527199100	Oth reception app.; portable	0	20 252	0	99 832
8527199900	Oth reception app.; not portable	12	7 507	1 243	27 227
8527210000	Radio-broadcast receiver, use ext source power combined with sou	82 227	536 973	5 067 990	26 719 208
8527290000	Radio-broadcast receiver, use ext source power not combined with	32 645	276 214	2 172 209	11 583 314
8527911000	Oth radio-broadcast receiver, ext source power combined w/ sounc	10	128	89	713
8527919000	Oth radio-broadcast receiver, ext source power comb. w/ sound rec	67 403	405 637	662 080	4 731 035
8527921000	Oth radio-broadcast receiver, ext source power combined w/ a cloc	856	7 190	11 474	119 835
8527929100	Oth radio-broadcast receiver; not portable comb. w/ a clock, mains c	15 426	58 165	140 244	561 234
8527929900	Oth radio-broadcast receiver; not portable comb. w/ a clock, operate	0	63	0	6 500
8527991000	Oth radio-broadcast receiver, ext source power combined w/ other	0	10	0	10 800
8527999100	Oth radio-broadcast receiver; not portable comb. w/ others, mains o	827	34 511	8 036	262 014
8527999900	Oth radio-broadcast receiver; not portable comb. w/ others, operate	3	1 296	5 981	33 054
8528411000	Colors cathode-ray tube monitor, used in automatic data processing	2 950	37 935	4 084	267 114
8528412000	B/W cathode-ray tube monitor, used in automatic data processing	1 237	2 225	3 462	7 231
8528491000	Oth color cathode-ray tube monitor, used in automatic data proces	215	29 824	11 693	339 996
8528492000	Oth B/W cathode-ray tube monitor, used in automatic data process	1 349	121 967	10 125	598 524
8528511000	Projection type flat panel display unit used in automatic data proce	92 204	280 404	938 219	5 189 304
8528512000	Oth projection type flat panel display units, color	435 352	2 318 146	5 422 737	38 373 136
8528513000	Oth projection type flat panel display units, B/W	338	4 486	2 643	34 031
8528591000	Other monitor, colour	46 915	396 961	2 673 472	14 761 854
8528592000	Other monitor, B/W	723	2 171	30 328	191 940
8528611000	Projector, flat panel display type use in automatic data processing s	9 435	87 671	721 743	5 585 860
8528619000	Oth projector, flat panel display type, used in automatic data proce	7 655	144 704	233 641	3 887 850
8528691000	Oth projector, have capability of projecting on a screen >=300 inche	663	1 188	14 983	27 492
8528699000	Oth projector, have capability of projecting on a screen <300 inches	4 882	31 182	74 276	536 824
8528711100	Set top box which have a communication functions, mains operate	58	256	2 715	15 588
8528711900	Set top box which have a communication functions, operated by ot	3 013	35 405	112 967	1 055 072
8528719100	Oth set top box, have a communication functions, mains operated	0	199	0	5 048
8528719900	Oth set top box, have a communication functions, operated by oth	1 437	23 884	59 607	71 763
8528721000	Oth reception app. for TV, colour, battery operated	309	2 062	1 384	8 577
8528729100	Cathode-ray tube type	22 025	47 810	35 376	95 398
8528729200	LCD, LED, and oth flat panel display type	1 060 537	5 209 810	28 216 600	133 022 192
8528729900	Oth reception app. for TV, colour, not battery operated	7 753	62 541	255 274	2 930 985
8528730000	Oth reception apparatus for TV, B/W	11	46	6 635	13 029
8529102100	Parabolic aerial reflector dishes for TV reception	584 407	3 739 685	1 925 579	12 562 714
8529102900	Oth parabolic aerial reflector dish for TV reception	67 575	264 760	270 339	1 292 390
8529103000	Telescopic, rabbit & dipole antennae for TV or radio receivers	127 264	1 615 372	1 138 472	6 572 375
8529104000	Aerial filters and separators	62 357	457 356	679 159	5 897 500
8529106000	Feed horns (wave guide)	111 699	576 058	918 613	3 485 369
8529109200	Oth aerials & aerials reflector, used with transmission app. for radio-	186 426	1 211 027	452 648	2 272 454
8529109900	Oth aerials & aerials reflector, used with transmission app. for oth pu	35 868	167 312	4 158 579	19 088 474
8529902000	Part of decoder for use w/ transmission, radar & reception app. , mo	23 640	131 999	196 706	2 989 600
8529904000	Part of digital/ video camera, use with trans., radar & recept. app., mo	10 392	76 397	708 213	4 326 220
8529905100	Oth printed circuit board; assembled, for transmission apparatus	2	1 313	14	52 177
8529905200	Oth printed circuit board; assembled, for radio-broadcast receiver	32 648	159 876	181 190	876 516
8529905300	Oth printed circuit board; assembled, for flat panel display monitor	132 493	955 618	3 829 789	29 457 592
8529905400	Oth printed circuit board; assembled, for TV receivers	146 163	954 333	3 087 161	23 903 997
8529905500	Oth printed circuit board; assembled, for other monitor/projector	0	13 379	0	582 183
8529905900	Oth printed circuit board; assembled, for other goods	402 083	2 957 099	8 789 943	201 686 108
8529909100	Oth printed circuit board; not assembled, for television receivers	255 661	2 128 727	9 833 396	72 668 437

**I.3. IM POR MENURUT KOMODITI / IM PORT BY HS COMMODITY**  
**\*\*\* JULI / JULY 2013 \*\*\***

HS	Uraian Komoditi Commodity Description	Berat Bersih / Net Weight (Kg)		Nilai / Value C.I.F (US\$)	
		Bulan ini	Kumulatif	Bulan ini	Kumulatif
		Current Month	Cum.Jan. to date	Current Month	Cum.Jan. to date
8529909400	Oth printed circuit board;not assembled,for flat panel display	1 116 829	8 405 837	37 237 523	266 989 676
8529909900	Oth printed circuit board;not assembled,for other goods	487 904	3 095 353	6 004 910	45 761 049
8530100000	Equipment for railways and tramways	388	426	17 502	21 845
8530800000	Equipment for roads,inland waterways,parking facility,port install.	11 209	93 389	337 237	2 103 871
8530900000	Part of equipment railways,tramways,road,waterway,parking facili	710	52 500	59 678	1 172 191
8531101000	Burglar alarms	7 912	46 543	286 790	539 223
8531102000	Fire alarms	28 576	112 037	319 983	2 515 534
8531103000	Smoke alarms;portable personal alarm(shrill alarm)	4 803	33 140	177 063	505 376
8531109000	Other alarms and similar apparatus	34 678	638 872	1 532 183	13 833 259
8531200000	Indicator panel incorporating LCD/LED	446 152	2 086 875	23 005 551	116 314 378
8531801100	Door bells and other door soundsignalling apparatus	6 764	40 986	106 544	417 171
8531801900	Other electronic bells and soundsignalling apparatus	57 531	358 499	1 764 563	7 918 844
8531802100	Vacuum flourescent display panels	1	1 142	10	63 209
8531802900	Oth flat panel displays (includingelectroluminescence,plasma,& oth	3 188	37 204	297 942	2 191 865
8531809000	Other electric sound/visual signallingapparatus	28 506	134 621	534 082	1 789 741
8531901000	Part of panel indicator,electric sound/visual signalling app,flat pan	14 993	56 047	648 194	3 144 706
8531902000	Part of door bell/ other door soundsignalling apparatus	0	320	0	729
8531903000	Part of other bells/ sound signallingapparatus	2	4 024	790	75 572
8531909000	Part of other electric sound or visualsignalling apparatus	22 247	131 056	800 064	4 033 557
8532100000	Fixed capacitor desgned for use in 50/60Hz circuit, reactive power	182 302	1 077 416	5 172 751	24 174 781
8532210000	Tantalum	9 291	48 762	525 814	2 570 438
8532220000	Aluminium electrolytic	169 721	1 308 684	4 708 140	31 204 720
8532230000	Ceramic dielectric,single layer	103 937	749 871	6 554 335	18 943 834
8532240000	Ceramic dielectric,multi layer	66 165	396 790	3 989 535	26 854 633
8532250000	Dielectric of paper or plastic	62 768	443 112	1 080 048	4 644 783
8532290000	Other fixed capasitor	232 648	1 770 246	10 892 799	58 202 884
8532300000	Variable/adjustable (pre-set) capacitors	33 147	384 874	865 535	8 446 988
8532900000	Parts of fixed electrical capasitor	225 891	1 773 458	5 580 745	49 710 201
8533101000	Fixed carbon resistors, composition/filmtype; surface mounted	32 339	592 595	2 723 064	14 403 471
8533109000	Fixed carbon resistors, composition/filmtype; not surface mountec	82 665	507 558	5 492 338	26 901 411
8533210000	Oth fixed resistors for a power handlingcapacity not exceeding 20V	34 278	219 186	1 830 447	11 482 559
8533290000	Oth fixed resistors for a power handlingcapacity exceeding 20W	78 904	416 272	3 588 370	19 252 581
8533310000	Wirewound variable resistors, rheostats,for a power handling capa	46	962	10 867	46 365
8533390000	Wirewound variable resistors, rheostats,for a power handling capa	17 582	164 038	153 159	3 443 393
8533400000	Other variable resistors, includingrheostats and potentiometers	41 728	287 930	2 084 028	16 523 431
8533900000	Parts of fixed resistors	264 952	1 459 204	7 570 373	74 194 858
8534001000	Printed circuits, single-sided	72 666	639 011	2 412 487	22 524 596
8534002000	Printed circuits, double-sided	34 466	190 978	2 783 326	21 111 425
8534003000	Printed circuits, multi-layer	36 289	286 745	2 073 291	15 321 725
8534009000	Other printed circuits	710 482	5 053 240	32 158 146	196 931 120
8535100000	Fuses, for a voltage > 1000V	39 707	247 217	656 371	3 560 532
8535211000	Automatic circuit breakers for a voltage< 72,5 KV; moulded case ty	11 151	49 726	34 496	473 892
8535219000	Automatic circuit breakers for a voltage< 72,5 KV; other type	193 659	1 098 564	4 043 642	26 929 191
8535290000	Automatic circuit breakers for a voltage>= 72,5 KV	43 665	663 631	565 657	10 643 680
8535301100	Disconnecter having a voltage < 36 KV	788	18 104	81 910	1 164 414
8535301900	Disconnecter having a voltage >= 36 KV	110 121	493 059	1 114 455	4 400 765
8535302000	Isolating switch& make-and-break switchfor a voltage of >= 66 KV	5 861	96 339	48 722	1 405 885
8535309000	Isolating switch& make-and-break switchfor a voltage of < 66 KV	117 343	886 016	1 627 355	14 938 299
8535400000	Lightning arresters,voltage limiters andsurge suppressors	77 481	572 070	1 304 779	7 391 743
8535901000	Bushing and tap changer assemblies for electricity distrib/power tr	70 114	394 797	1 680 281	8 127 629
8535909000	Oth bushing and tap changer assembl. for electricity distrib/power	225 943	1 952 690	2 969 400	24 012 999
8536101100	Thermal fuses glass type for use inelectris fans	12 378	86 386	534 332	2 658 909
8536101200	Thermal fuses glass type for use inothers, for a current of less than	8 437	31 760	85 586	441 239
8536101300	Fuse blocks,of a kind used for motorvehicles	5 773	36 315	187 074	1 364 493
8536101900	Oth thermal fuses glass type	68 718	297 607	857 444	3 982 631
8536109100	Oth fuses for use in electric fans	1 763	13 259	48 356	509 654
8536109200	Oth fuses for use in other,for a currentof less than 16 A	1 238	4 545	23 028	89 722
8536109300	Oth fuse blocks,of a kind used for motorvehicles	14 805	112 803	350 739	2 473 743
8536109900	Other fuses	145 254	633 399	2 356 510	13 337 237
8536201100	Automatic circuit breaker;moulded case,for a current of less than	4 872	39 548	150 401	2 021 442
8536201200	Automatic circuit breaker;moulded case,for a current >16A but <=	7 945	12 531	23 963	30 671
8536201300	Automatic circuit breaker;moulded case,for a current >32A but <=	513	5 877	17 344	30 391
8536201900	Automatic circuit breaker;moulded case,for a current >1000A	69 394	386 903	1 190 462	7 927 836
8536202000	Automatic circuit incorporated intoelectro-thermic domestic appli	283	2 398	14 531	107 432
8536209100	Automatic circuit incorporated into oth,a current < 16A	454	74 985	4 798	538 391
8536209900	Automatic circuit incorporated into oth,a current >= 16A	73 260	486 501	1 738 410	9 474 415
8536301000	Lightning arresters for protectingelectrical circuits	14 026	123 410	202 681	1 957 526
8536302000	Electrical circuit protector used inradio equipment/electric fans	113	778	4 084	27 541
8536309000	Oth apparatus for protecting electricalcircuits	90 883	462 097	2 732 915	14 193 321
8536411000	Digital relays,voltage <= 60V	44 711	229 991	1 102 694	5 319 885
8536412000	Relays used in radio equipment,voltage <= 60V	0	118	0	14 256

I.3. IMPOR M ENURUT KOM ODITI / IM PORT BY HS COM M ODITY  
 \*\*\* JULI / JULY 2013 \*\*\*

HS	Uraian Komoditi Commodity Description	Berat Bersih / Net Weight (Kg)		Nilai / Value C.I.F (US\$)	
		Bulan ini Current Month	Kumulatif Cum.Jan. to date	Bulan ini Current Month	Kumulatif Cum.Jan. to date
8536414000	Oth relays,voltage <= 60V,a current <16A	813	10 417	10 660	81 640
8536419000	Relays used in other equipment,voltage <= 60V	78 292	667 303	1 711 338	17 305 441
8536491000	Digital relays,voltage > 60V	26 305	163 091	1 114 004	7 861 646
8536499000	Other relays,voltage > 60V	197 903	1 029 729	5 573 177	30 799 213
8536502000	Over-current and residual-current automatic switches	42 274	241 942	656 565	5 366 851
8536503200	High inrush switch used in electric fans or radio equipment	16 143	74 116	155 392	1 998 267
8536503300	High inrush switch, of a rated current carrying capacity < 16A	2 646	24 414	61 951	402 844
8536503900	Other high inrush switches	271 838	1 638 884	4 574 080	31 753 627
8536504000	Miniature switches for rice cookers or oven toasters	472	1 154	19 972	27 082
8536505100	Electronic AC switch,voltage <=1000V,for a current < 16A	8 674	148 276	88 882	1 925 003
8536505900	Electronic AC switch,voltage <=1000V,for a current >= 16A	8 927	156 829	507 040	5 635 794
8536506100	Make&break switch used in domestic elec. wiring,<=500V,for a cur	50 710	170 759	304 530	837 569
8536506900	Make&break switch used in domestic elec. wiring,<=500V,for a cur	10 768	60 069	502 499	3 020 271
8536509200	Oth make&break switch used in domestic elec. wiring,>500V,use in	1 252	16 388	9 666	51 915
8536509500	Oth make&break switch,>500V,starters for electric motors or fuse	11 665	85 309	331 087	2 178 714
8536509900	Oth make&break switch,>500V	422 795	2 490 397	10 258 589	63 431 877
8536611000	Lamp holder used for compact lamps or halogen lamps	11 194	66 183	27 651	255 922
8536619100	Lamp holder used for oth lamps,a current < 16A	7 514	48 023	28 116	138 654
8536619900	Lamp holder used for oth lamps,a current >= 16A	94 443	616 027	230 250	1 784 206
8536691200	Telephone plugs for a current < 16A	7 356	58 207	96 500	1 005 899
8536691900	Telephone plugs for a current <= 16A	1 438 414	1 884 861	974 176	7 073 042
8536692200	Audio/ video & cathode ray tube socket for TV/ radio receiver,a curr	5 832	13 765	90 358	207 235
8536692900	Audio/ video & cathode ray tube socket for TV/ radio receiver,a curr	61 977	539 924	735 930	5 272 524
8536693200	Socket&plug for co-axial cable&printed circuits,for a current < 16A	6 906	15 812	34 112	109 890
8536693900	Socket&plug for co-axial cable&printed circuits,for a current >= 16A	120 909	654 860	1 546 728	8 091 839
8536699200	Oth socket&plug, for a current < 16A	33 601	264 433	335 569	2 020 947
8536699900	Oth socket&plug, for a current >= 16A	91 788	352 239	1 221 876	4 368 799
8536701000	Connector for optical fibres,opt. fibres bundles or cables;ceramics	253	10 372	20 582	348 846
8536702000	Connector for optical fibres,opt. fibres bundles or cables;copper	19 966	39 109	602 601	1 638 878
8536709000	Oth connector for optical fibres,optical fibres bundles or cables	195 892	1 099 029	6 465 105	26 254 576
8536901200	Connection&contact elements for wires&cables;wafer probes;cur	17 902	69 449	329 275	1 352 300
8536901900	Connection&contact elements for wires&cables;wafer probes;cur	247 695	1 792 127	6 095 844	42 909 209
8536902200	Junction boxes,for a current < 16A	398	1 124	4 252	39 347
8536902900	Junction boxes,for a current >= 16A	233 931	1 527 139	5 300 056	34 525 912
8536903200	Cable connector,connector/adaptor for co-axial cable,commutator	37 825	244 144	514 574	3 925 872
8536903900	Cable connector,connector/adaptor for co-axial cable,commutator	679 178	4 308 785	24 857 897	137 326 578
8536909300	Telephone patch panels	26	43 495	268	361 711
8536909400	Oth cable connector,for a current < 16A	26 220	67 510	1 142 971	2 001 940
8536909900	Oth cable connector,for a current >= 16A	703 079	5 669 303	18 101 972	138 096 126
8537101100	Control panel use in distributed control system;voltage<1000V	549 717	1 832 135	2 770 837	40 480 590
8537101200	Control panel fitted w/ a programmable processor;voltage<1000V	27 045	394 093	1 625 955	24 328 422
8537101300	Control panel for AC,refrig.,wash. mach.,vacuum cleaner,mixer,wa	21 711	510 608	136 001	2 184 516
8537101900	Other control panel	129 851	2 540 268	3 964 168	52 063 278
8537102000	Distribution board used w/ auto. data process. mach.,telp sets,tran	30 483	233 743	795 873	4 322 792
8537103000	Programmable logic controllers for auto-mach for trans. for semic	84 568	244 640	1 225 789	3 502 038
8537109100	Switchboard used in radio equipment or electric fans	89 278	1 136 545	1 492 980	12 230 878
8537109200	Switchboard use in distributed control systems	4 824	18 730	101 203	355 208
8537109900	Switchboard use for other purposes	170 670	3 295 284	4 512 032	49 787 891
8537201100	Switchboards incorp. elect instrum for break,connect/protect elect	7 618	67 206	22 454	621 638
8537201900	Switchboards incorp. elect instrum for break,connect/protect elect	248 944	955 728	1 369 489	17 982 475
8537202100	Control panels incorp. elect instrum for break,connect/protect elec	7 002	615 726	544 297	5 400 289
8537202900	Control panels incorp. elect instrum for break,connect/protect elec	564 563	1 446 353	5 912 843	19 408 582
8537209000	Oth board for elect. control for voltage> 1000 volt	966 685	4 196 885	12 849 266	115 862 769
8538101100	Parts of programmable logic controllers,<=1000V;for semiconductor	2 656	30 146	50 621	544 158
8538101200	Oth part of programable logic controller used in radio equipment,<	0	509	0	88 597
8538101900	Oth part of programable logic controller used in other equipment,	77 483	1 213 316	593 416	5 271 731
8538102100	Parts of programmable logic controllers,>1000V;for semiconductor	525	26 844	60 171	1 946 240
8538102200	Oth part of programable logic controller used in radio equipment,>	0	9	0	2 606
8538102900	Oth part of programable logic controller used in other equipment,	71 345	517 783	1 209 647	8 954 225
8538901100	Part incl. printed circuit assemblies of telp plug;connect&contact;<=	41 554	268 392	1 814 515	11 049 771
8538901200	Part of switch,socket&plug for coaxial cable,and oth apparatus,<=1	92 765	498 333	2 783 431	15 815 985
8538901300	Part of distribution boards, <=1000V	68	1 398	4 910	110 028
8538901900	Oth part of electric switch,socket&plug,<= 1000V	187 305	1 220 376	3 619 276	26 231 441
8538902100	Part incl. printed circuit assemblies of telp plug;connect&contact;>1	5 370	31 541	68 042	436 483
8538902900	Oth part incl. printed circuit assemblies of telp plug;connect&contac	865 624	4 066 174	19 634 360	103 543 783
8539101000	Sealed beam lamp units for motor vehicles	92 764	785 234	1 008 061	3 934 166
8539109000	Sealed beam lamp units for others	11 625	159 295	79 014	998 325
8539212000	Tungsten halogen used in medical equipment	138	1 397	1 327	69 588
8539213000	Tungsten halogen used for motor vehicles	137 137	650 447	2 179 183	11 569 956
8539214000	Other reflector lamp bulbs of tungsten halogen	7 862	51 941	88 844	518 473
8539219000	Other tungsten halogen	67 711	233 080	686 618	2 749 579

**I.3. IM POR MENURUT KOMODITI / IM PORT BY HS COM M ODITY**  
**\*\*\* JULI / JULY 2013 \*\*\***

HS	Uraian Komoditi Commodity Description	Berat Bersih / Net Weight (Kg)		Nilai / Value C.I.F (US\$)	
		Bulan ini Current Month	Kumulatif Cum.Jan. to date	Bulan ini Current Month	Kumulatif Cum.Jan. to date
8539222000	Oth filament lamp,not tungsten halogen,pwer<=200W & >100V,fo	0	987	0	12 109
8539223000	Oth reflector lamp bulbs,not tungstenhalogen, power <=200W & v	2 192	36 633	42 359	543 881
8539229000	Oth filament lamp,not tungsten halogen,power<=200W & voltage:	46 239	539 936	380 778	2 906 405
8539291000	Other filament lamps, excl UV/infraredlamps,for medical equipme	752	7 273	8 071	137 208
8539292000	Other filament lamps, excl UV/infraredlamps,for motor vehicles	152 203	694 619	2 133 542	13 094 386
8539293000	Other reflector lamp bulbs,excl UV/infrared lamps,for oth purpose	2 789	173 926	73 378	1 106 642
8539294100	Flashlight bulb;miniature indictor bulb, rated <=2,25V, for medical	8	471	979	22 034
8539294900	Flashlight bulb;miniature indictor bulb, rated <=2,25V, for other pu	7 951	42 781	143 872	888 627
8539295000	Oth filament lamp excl UV/ Infrared lamp, capacity >200W & <=300	866	53 765	18 586	343 495
8539296000	Oth filament lamp excl UV/ Infrared lamp, capacity <=200W, voltaç	1 713	8 301	34 981	321 811
8539299000	Other filament lamps, excluding UV orinfra-red lamps	130 476	771 049	730 086	6 126 556
8539311000	Tubes for compact fluorescent lamps offluorecent, hot cathode, nç	52 603	401 493	332 536	2 818 980
8539319010	Tube lamps of fluorecent, hot cathode,not UV lamps	64 436	389 006	396 574	2 925 793
8539319020	Compact fluorescent lamps of fluorecent, hot cathode, not UV lam	1 678 095	7 823 050	20 951 060	88 620 419
8539319090	Oth discharge lamps excl UV lamps offluorecent, hot cathode	12 628	1 560 764	182 705	26 974 770
8539320000	Mercury/sodium vapour lamps;metal halidelamps excl UV lamps	49 653	220 321	819 849	4 884 944
8539391000	Tubes for compact fluorescent lamps,coldcathode types, not UV la	93 140	347 929	145 132	817 993
8539393000	Discharge lamps other fluorescent lamp,cold cathode types, not U	889	8 224	6 754	116 808
8539399000	Other discharge lamps, other than UVlamps, cold cathode types	175 406	1 046 787	912 959	8 895 940
8539410000	Arc lamps	254	1 177	14 002	666 572
8539490000	Ultra-violet/infra-red lamps	79 363	370 550	2 125 728	10 467 309
8539901000	Aluminium end cap for fluoresc lamp;alum screw caps for incande:	246 991	1 446 643	1 009 978	5 602 383
8539902000	Parts of elect filament/ discharge lampsof kind used for motor vehi	12 469	88 523	105 145	479 420
8539909000	Oth part of elect filament/ dischargelamps; part of arc-lamps	739 531	4 027 087	3 386 738	23 615 289
8540110000	Color cathode-ray television picturtube incl video monitor cathoc	2 087 114	9 837 179	4 913 248	21 447 480
8540200000	TV camera tubes; image converters andintensifiers; other photo-cç	1	5 533	490	149 253
8540401000	Data/ graphic display tubes,color, used for articles of heading 85.2ç	2	96	1 260	5 691
8540409000	Data/ graphic display tubes,monochrome,used for articles of headi	11	5 196	450	43 328
8540600000	Other cathode-ray tubes	0	1 533	0	55 352
8540710000	Magnetrons	224	1 102	83 180	249 144
8540790000	Microwave tubes, not magnetrons, exclgrid-controlled tubes	4	482	356	60 164
8540810000	Receiver/ amplifier valves and tubes	892	24 109	41 864	313 852
8540890000	Other valves and tubes	15 381	60 060	128 751	1 200 479
8540910000	Parts of cathode-ray tubes	65 498	378 945	795 596	4 412 198
8540991000	Parts of microwave tubes	9 862	25 583	45 005	596 364
8540999000	Other parts of thermionic,cold cathodeor photo cathode valves an	2 081	27 494	69 181	376 703
8541100000	Diodes, other than photosensitive/lightemitting diodes	166 090	2 332 247	14 896 152	77 188 885
8541210000	Transistor oth than photosensitivewith a dissipation rate of <1 W	31 874	2 712 310	1 973 124	14 100 990
8541290000	Transistor oth than photosensitivewith a dissipation rate of >=1 W	153 660	1 090 528	6 486 246	52 447 035
8541300000	Thyristors,diacs and triacs, other thanphotosesintive devices	10 813	213 036	632 818	11 422 687
8541401000	Light emitting diodes	74 651	433 457	6 381 242	62 291 833
8541402100	Photovoltaic cells, not assembled	30 658	63 652	191 651	989 531
8541402200	Photovoltaic cells, assembled in modulesor made up into panels	79 502	262 372	377 929	1 968 350
8541402900	Oth photocells, including photodiodes & phototransistors	4 890	87 533	511 250	3 974 861
8541409000	Oth photosensitive semiconductor devices	81 758	478 863	1 544 924	18 618 979
8541500000	Other semiconductor devices	24 289	273 828	3 140 868	23 604 818
8541600000	Mounted piezo-electric crystals	15 789	129 876	1 145 875	8 956 666
8541900000	Parts of diodes,transistors & similar;photosensitives semiconduct	13 120	78 108	868 073	3 536 426
8542310000	Processor & controller of electronicsintegrated circuits	304 673	1 681 569	33 765 458	178 861 024
8542320000	Memories of electronic integratedcircuits	55 544	435 115	6 320 878	49 504 440
8542330000	Amplifiers of electronic integratedcircuits	16 771	251 572	363 534	4 334 653
8542390000	Other electronic integrated circuits	271 606	5 769 111	93 993 226	684 712 987
8542900000	Parts of electronic integrated circuits	83 388	681 846	4 604 370	38 753 014
8543100000	Particle accelerators	1 029	2 397	1 837	19 007
8543200000	Signal generators	1 638	20 479	112 170	478 598
8543302000	Wet processing equip. for the applic. by immersion of chemical/elç	932	361 614	21 925	5 549 634
8543309000	Oth machine&apparatus for electroplating,electrolysis/ electropho	183 719	911 168	5 003 695	22 880 630
8543701000	Electric fence energisers	5 375	103 778	118 711	515 464
8543702000	Remote control apparatus, other thanradio remote control appara	253 512	1 135 970	3 623 917	19 329 867
8543703000	Electrical machines with translation ordictionary functions	1 507	23 019	131 987	1 893 991
8543704000	Equip/ machine for removal dust particle& curing material by UV liç	7 283	242 065	288 128	3 600 855
8543705000	Integrated receiver/ decoder (IRD) fordirect broadcast multimedia	194 814	1 856 201	1 717 912	10 149 620
8543709000	Oth electrical machines & apparatus,having individual fuctions	620 595	4 286 480	9 979 115	60 706 305
8543901000	Parts of particle accelerators orsignal generators	237	259	7 862	18 109
8543902000	Part of wet processing equip for applic.by immersion of chemical/elç	33	19 332	1 010	32 728
8543903000	Parts of electrical machines withtranslation or dictionary functions	0	23 873	0	643 355
8543904000	Part of equip/ machine for removal dustparticle & curing material	4	4	959	959
8543905000	Part of Integrate receiver/ decoder (IRD)for direct broadcast multir	17 134	157 883	41 699	637 012
8543909000	Parts of oth electrical machines andapparatus,having individual fuç	70 854	687 983	2 063 111	14 098 208
8544111000	Winding wire of copper,w/ an outercoating of lacquer or enamel	533 415	2 555 442	4 081 272	24 627 458
8544112000	Winding wire of copper,w/ an outer coat/cover w/ paper, textile m	105 246	487 545	1 278 151	5 475 904





**I.3. IM POR MENURUT KOM ODITI / IM PORT BY HS COM M ODITY**  
**\*\*\* JULI / JULY 2013 \*\*\***

HS	Uraian Komoditi Commodity Description	Berat Bersih / Net Weight (Kg)		Nilai / Value C.I.F (US\$)	
		Bulan ini Current Month	Kumulatif Cum.Jan. to date	Bulan ini Current Month	Kumulatif Cum.Jan. to date
8548901000	Image sensors contact type comprising a photo-conductive sensor	65 098	294 367	1 528 717	8 393 001
8548902000	Printed circuit assemblies including such assemblies for external connection	42	12 400	8 151	1 453 859
8548909000	Other waste & scrap of primary cells; primary batteries	76 586	461 365	1 314 408	12 024 656
8601200000	Rail locomotives powered by electric accumulators	0	21 719	0	184 046
8602100000	Diesel-electric locomotives	772 198	8 386 619	24 455 344	263 046 394
8603100000	Self-propelled railway/tramway coaches, van & truck power by external	2 200 000	5 061 981	6 787 500	15 690 377
8603900000	Self-propelled railway/tramway coaches, van & truck power by internal	0	51 475	0	581 249
8604000000	Railway/tramway maintenance/service vehicles, whether or not self-propelled	129	187 608	252	4 047 049
8606100000	Tank wagons and the like	248	15 547	1 717	50 099
8606300000	Self-discharging vans, wagons, other than those of subheading 8606.1	1 225	1 225	2 965	2 965
8606910000	Other railway/tramway goods vans & wagon, not self-propelled, covered	0	1 415	0	2 991
8606920000	Other railway/tramway goods vans & wagon, not self-propelled, open, nonrefrigerated	0	2 992	0	6 416
8606990000	Other railway/tramway goods vans & wagon, not self-propelled, open, nonrefrigerated	0	10 331	0	97 481
8607110000	Driving bogies and bissel-bogies	254 662	2 071 433	6 356 344	43 408 091
8607120000	Other bogies and bissel-bogies	0	19 121	0	165 280
8607190000	Axles & wheels, and parts thereof	95 629	297 859	296 042	3 914 830
8607210000	Air brakes and parts thereof	8 000	40 322	596 040	1 733 438
8607290000	Brakes and parts thereof other than airbrakes	1 811	263 924	9 622	761 153
8607300000	Hooks & other coupling devices, buffers, and parts thereof	837	83 651	34 427	458 636
8607910000	Other parts of locomotives	315 708	617 659	13 058 289	25 957 937
8607990000	Other part of trolley stock	39 633	68 746	30 223	669 644
8608002000	Electromechanical equipment of railway/tramway track fixtures, fitting, maintenance	14 333	86 124	546 823	6 836 951
8608009000	Non-electromechanical equipment of railway/tramway track fixtures, fitting, maintenance	2 592	322 509	16 661	1 528 370
8609000010	Containers of metal, design & equipment for carriage by one or more modes of transport	226 469	2 784 056	829 511	7 061 906
8609000020	Containers of wood, design & equipment for carriage by one or more modes of transport	0	178	0	27 000
8609000090	Container of other material, design & equipment for carriage by one or more modes of transport	73 126	873 854	1 413 013	7 289 312
8701101100	Pedestrian controlled tractors, power <= 22.5 kW, for agricultural use	25 479	137 341	73 975	262 708
8701101900	Pedestrian controlled tractors, power <= 22.5 kW other than for agricultural use	61 008	124 625	236 160	482 054
8701109100	Pedestrian controlled tractors, power > 22.5 kW for agricultural use	0	8 042	0	48 952
8701201000	Road tractors for semi-trailers, ckd	0	10 000	0	55 943
8701209000	Road tractors for semi-trailers, not ckd	441 365	7 642 471	1 570 745	32 165 600
8701300000	Track-laying tractors	0	1	0	188
8701901000	Agriculture tractors	629 911	3 970 372	4 677 545	27 691 748
8701909000	Other tractors (other than tractors of heading 87.09)	65 709	417 876	404 018	3 456 203
8702104920	Motor coach, bus/ minibus, for >= 10 p.g.v.w. > 18 t but <= 24 t, ckd, diesel	32 954	242 509	415 470	2 237 085
8702108100	Other motor coach, bus/ minibus, for >= 10 p.g.v.w. >= 6 t but <= 18 t, not ckd, diesel	0	137 083	0	580 000
8702108910	Other motor coach, bus/ minibus, for >= 10 p.g.v.w. < 6 t, not ckd, diesel	47 568	1 674 313	703 017	21 883 143
8702109000	Other motor vehicles for the transport >= 10 p; not ckd, diesel	0	228 029	0	3 451 126
8702901420	Other motor coaches, buses/ minibuses, non diesel, transport >= 30 p, ckd	8	8	138	138
8702909420	Motor vehicle, non diesel, transport >= 30 p, not ckd, g.v.w. > 24 t, not ckd	0	1 204 000	0	10 105 000
8703101000	Golf cars, including golf buggies	27 220	111 371	24 257	227 124
8703109000	Vehicle specially design for travel on snow other than golf cars	0	6 108	0	20 789
8703212200	Motor cars excluding vans, <= 1,000 cc, ckd, 4 WD, internal combustion reciprocating	0	24 865	0	37 975
8703212300	Motor car excluding vans, <= 1,000 cc, ckd, not 4 WD, internal combustion reciprocating	526	912	2 483	18 487
8703212910	Sedan/ station wagon, <= 1,000 cc, not ckd, not 4 WD, internal combustion reciprocating	0	2 423	0	24 706
8703212990	Other motor car, <= 1,000 cc, not ckd, not 4 WD, internal combustion reciprocating	7 199	75 212	99 431	968 396
8703213900	Other vehicles, <= 1,000 cc, ckd, not 4 WD, drive, internal combustion reciprocating	0	11 400	0	58 501
8703221190	Other motor car, no sedan, 1000-1500 cc, ckd, internal combustion reciprocating	452 262	759 203	4 541 628	7 597 645
8703221910	Sedan/ station wagon, 1000-1500 cc, not ckd, internal combustion reciprocating	2 529 596	11 681 052	25 486 177	110 667 157
8703221990	Other motor car, no sedan, 1000-1500 cc, not ckd, internal combustion reciprocating	5 828 872	43 986 774	55 448 379	429 635 909
8703229900	Other vehicles, 1000-1500 cc, not ckd, internal combustion reciprocating piston	405 735	2 109 055	3 606 272	21 203 890
8703233900	Prison van, 1500-3000 cc, not ckd, internal combustion reciprocating piston	0	1 950	0	8 870
8703235110	Sedan/ station wagons, 1500-1800 cc, ckd, internal combustion reciprocating piston	0	3 955	0	105 234
8703235210	Sedan/ station wagons, 1800-2000 cc, ckd, internal combustion reciprocating piston	139 930	1 866 889	1 493 618	21 633 665
8703235290	Other motor car excluding van, no sedan, ckd, 1800-2000 cc, internal combustion reciprocating piston	847 086	15 316 304	8 953 697	177 717 822
8703235390	Other motor car excluding van, no sedan, ckd, 2000-2500 cc, internal combustion reciprocating piston	0	242 930	0	1 514 441
8703236110	Sedan/ station wagon, 1500-1800 cc, not ckd, internal combustion reciprocating piston	523 995	4 508 173	5 710 901	59 499 125
8703236191	Other motor car excluding van, 1500-1800 cc, not ckd, 2 WD, internal combustion reciprocating piston	315 705	2 724 009	2 974 265	27 543 705
8703236192	Other motor car excluding van, 1500-1800 cc, not ckd, 4 WD, internal combustion reciprocating piston	0	11 880	0	94 265
8703236210	Sedan/ station wagon, 1800-2000 cc, not ckd, internal combustion reciprocating piston	121 128	1 061 993	1 733 628	15 851 057
8703236291	Other motor car excluding van, 1800-2000 cc, not ckd, 2 WD, internal combustion reciprocating piston	786 083	3 735 467	6 502 398	40 043 565
8703236292	Other motor car excluding van, 1800-2000 cc, not ckd, 4 WD, internal combustion reciprocating piston	146 584	1 703 915	1 537 899	14 919 055
8703236310	Sedan/ station wagon, 2000-2500 cc, not ckd, internal combustion reciprocating piston	1 059 919	5 541 660	17 592 743	94 296 836
8703236391	Other motor car excluding van, 2000-2500 cc, not ckd, 2 WD, internal combustion reciprocating piston	2 468 633	13 996 140	29 494 403	127 015 763
8703236392	Other motor car excluding van, 2000-2500 cc, not ckd, 4 WD, internal combustion reciprocating piston	13 864	76 701	114 626	706 390
8703236410	Sedan/ station wagon, 2500-3000 cc, not ckd, internal combustion reciprocating piston	64 270	392 160	1 484 712	9 021 660
8703236491	Other motor car excluding van, 2500-3000 cc, not ckd, 2 WD, internal combustion reciprocating piston	337 751	1 866 266	5 541 914	28 050 687
8703236492	Other motor car excluding van, 2500-3000 cc, not ckd, 4 WD, internal combustion reciprocating piston	61 842	441 424	1 172 931	8 362 643
8703239210	Other vehicle, 1800-2000 cc, not ckd, 2 WD, internal combustion reciprocating piston	0	7 254	0	88 350
8703239390	Other vehicle, 2000-2500 cc, not ckd, 4 WD, internal combustion reciprocating piston	4 500	4 500	77 145	77 145
8703239410	Other vehicle, 2500-3000 cc, not ckd, 2 WD, internal combustion reciprocating piston	0	3 583	0	104 895

**I.3. IMPOR MENURUT KOMODITI / IMPORT BY HS COMMODITY**  
**\*\*\* JULI/ JULY 2013 \*\*\***

HS	Uraian Komoditi Commodity Description	Berat Bersih / Net Weight (Kg)		Nilai / Value C.I.F (US\$)	
		Bulan ini Current Month	Kumulatif Cum.Jan. to date	Bulan ini Current Month	Kumulatif Cum.Jan. to date
8703239490	Oth vehicle,2500-3000cc,not ckd,4 WD,internal combust recipo p	0	39 675	0	733 809
8703245110	Sedan/ station wagon,>3000 cc,4 WD,notckd,internal combust reci	49 045	191 947	1 764 780	8 110 921
8703245190	Oth motor car,no sedan,>3000cc,not ckd,4 WD,internal combust r	384 915	2 559 107	6 941 209	44 549 904
8703245910	Sedan/ station wagon,>3000 cc,not 4 WD,not ckd,intern combust r	91 807	704 144	3 379 556	25 749 835
8703245990	Oth mtor car,no sedan,> 3000cc,not ckd,not 4 WD,intern combust	32 464	314 454	1 985 196	9 067 818
8703314000	Ambulances,<=1500 cc,diesel/ semi-diesel	0	4 530	0	211
8703318900	Other vehicles,<=1500 cc, ckd, diesel,not 4 WD	0	1	0	10
8703319900	Other vehicles,<=1500 cc,not ckd,diesel,not 4 WD	0	1 240	0	11 550
8703321000	Ambulances, 1500-2500 cc, diesel	0	4 238	0	330 661
8703324290	Oth motor car,no sedan,1500-2000cc,ckd,4 WD, diesel	14 796	14 796	246 000	246 000
8703324310	Sedan/ station wagon, 1500-2000 cc, ckd,not 4 WD, diesel	0	240 760	0	2 752 620
8703324390	Oth motor car,no sedan,1500-2000cc,ckd,not 4 WD, diesel	46 756	46 756	516 337	516 337
8703324990	Oth motor cars,no sedan, 2000-2500 cc,not ckd,diesel	0	1 762 075	0	13 770 901
8703325300	Motor car excl van,1500-2000cc,not ckd,not 4 WD,diesel	714 033	1 986 805	7 512 267	21 404 180
8703325400	Motor cars excl van, 1500-2500 cc,notckd,4 WD,diesel	246 215	2 254 491	2 545 805	24 372 616
8703325900	Motor car excl van,1500-2500cc,not ckd,not 4 WD,diesel	2 110 029	12 794 604	22 036 456	142 063 278
8703329200	Oth vehicle,1500-2000 cc,not ckd,diesel,4 WD	13 752	32 106	129 475	293 380
8703329300	Oth vehicle,1500-2000 cc,not ckd,diesel,oth than 4 WD	0	22 592	0	221 856
8703329400	Oth vehicle,1500-2500 cc,not ckd,diesel,4 WD	12 804	21 901	115 250	217 253
8703329900	Oth vehicle,1500-2500 cc,not ckd,diesel,oth than 4 WD	2 000	3 629	26 363	51 731
8703331000	Ambulances, 2500-3000 cc, diesel	0	2 800	0	101 712
8703335300	Other motor cars, 2500-3000 cc, not ckd, 4WD, diesel	24 337	158 637	355 016	1 781 583
8703335400	Other motor cars, 2500-3000 cc, not ckd, oth than 4 WD,diesel	72 930	172 369	819 863	2 074 625
8703335500	Other motor cars, > 3000 cc, not ckd,4 WD, diesel	70 116	970 058	1 092 123	25 915 993
8703335900	Other motor cars, > 3000 cc,not ckd,oththan 4 WD, diesel	20 520	29 404	700 400	1 248 593
8703337000	Motor-homes, >2500 cc, ckd/ not ckd,diesel	0	33 296	0	187 250
8703338900	Other vehicles, > 2500 cc, ckd,oth than4 WD, diesel	0	156	0	2 573
8703339900	Other vehicles, > 2500 cc, not ckd,oththan 4 WD, diesel	1 900	1 900	66 870	66 870
8703901200	Gokart,electrically-powered vehicles	0	310	0	852
8703901300	Oth electrically-powered vehicles,fortransport of persons, CKD	4 050	5 568	26 650	40 904
8703901900	Oth electrically-powered vehicles,fortransport of persons, not CKD	0	4 562	0	43 779
8703907000	Motor cars excl vans, not elect-powered,for transport of persons, i	0	1 276	0	7 850
8704101500	Damper,designed for-off highway,CKD,g.v.w. < 10 t but >= 20 t	0	67 663	0	200 870
8704101700	Damper,designed for-off highway,CKD,g.v.w. < 24 t but >= 45 t	0	162 775	0	583 618
8704101800	Damper,designed for-off highway,CKD,g.v.w. > 45 t	0	4 965 717	0	77 614 607
8704102300	Damper,designed for-off highway,not CKD, g.v.w. <= 5 t	0	498	0	1 783
8704102400	Damper,designed for-off highway,not CKD, g.v.w. < 5 t but >= 10 t	0	3 802	0	130 852
8704102700	Damper,designed for-off highway,not CKD, g.v.w. < 24 t but >= 45	715 490	4 588 539	7 642 900	45 415 687
8704102800	Damper,designed for-off highway,not CKD, g.v.w. > 45 t	1 239 985	3 539 710	14 299 085	46 489 739
8704211900	Oth motor vehicles,for transport goods, g.v.w. <= 5 t,ckd, diesel	1 398	128 793	6 730	3 080 097
8704212200	Refuse collection vehicle have a refusecompres device,g.v.w.<=5t,)	0	8 010	0	2 624
8704212900	Oth motor vehicles,for transport goods,g.v.w. <= 5 t, not ckd, dies	2 369 606	19 697 210	19 533 857	172 033 991
8704221900	Oth motor vehicles,for transport goods,g.v.w. <5 t but >= 6 t, ckd, )	0	2 171 682	0	56 033 209
8704222300	Tanker vehicles;bulk cement truck,g.v.w. 5-6 t, not ckd, diesel	0	27 131	0	88 364
8704222900	Oth motor vehicles,for transport goods,g.v.w. 5-6 t, not ckd, diesel	2 040	6 490	8 694	53 694
8704223900	Oth motor vehicles,for transport goods, g.v.w. 6-20 t,ckd, diesel	0	1 440 827	0	11 644 861
8704225900	Other vehicles for the transport ofgoods,10-20 t, not ckd, diesel	38 292	96 050	320 989	731 870
8704235900	Other lorries (trucks), 25-45 t,ckd, diesel	0	2 370 779	0	20 009 240
8704236100	Refrigerated lorries (trucks), 25-45 t,not ckd, diesel	31 955	53 575	52 692	88 923
8704236300	Tanker vehicles; bulk-cement lorries,25-45 t, not ckd, diesel	48 704	185 398	84 717	366 662
8704236500	Hooklift lorries (trucks), 25-45 t,not ckd, diesel	10 800	96 725	12 696	161 552
8704236600	Dumpers, 24-45 t, not ckd,diesel	986 650	4 128 827	3 264 570	15 505 193
8704236900	Other lorries (trucks), 25-45 t,not ckd, diesel	2 789 335	11 461 873	15 382 703	66 793 645
8704238300	Tanker vehicles; bulk-cement lorries(trucks) ,g.v.w > 45 t, not ckd,)	0	25 162	0	376 520
8704238500	Hooklift lorries (trucks), g.v.w > 45 t, not ckd,diesel	0	186	0	745
8704238600	Dumpers, g.v.w.> 45 t, not ckd, diesel	46	141	8 296	19 236
8704238900	Other lorries (trucks), > 45 t, not ckd, diesel	304 874	2 768 985	3 190 878	19 264 147
8704312900	Other lorries (trucks), <= 5 t, not ckdinternal combustion piston er	424 834	5 875 541	2 905 808	39 947 164
8704324300	Tanker vhcls;bulk-cement lorries 6-20 t,not ckd,internal combust p	0	23 648	0	81 108
8704328100	Refrigerated lorries (trucks), 24-45 t,not ckd,internal combust pist	11 421	11 421	18 790	18 790
8704328300	Tanker vhcls;bulk-cement lorries, 24-45t,not ckd,internal combust	0	45 995	0	224 500
8704328600	Dumpers, g.v.w. 24-45 t, not ckd,internal combustion piston engin	0	43 025	0	210 000
8704329800	Dumpers, g,v,w , > 45 t, not ckd,internal combustion piston engine	0	7 572	0	7 769
8704329900	Other lorries (trucks), > 45 t, not ckd,internal combustion piston er	0	94 229	0	403 810
8704901000	Motor vehicles for the transport ofgoods, ckd	0	10 010	0	56 780
8705100000	Crane lorries	339 526	4 274 294	2 640 821	24 057 546
8705200000	Mobile drilling derricks	0	5 888	0	6 060
8705300000	Fire fighting vehicles	14 800	1 755 990	74 000	41 570 408
8705400000	Concrete-mixer lorries	1 072 737	5 250 453	3 189 483	15 687 638
8705905000	Street clean vhcl, cesspool emptiermobile clinic;spray lorries of all	32 393	75 956	427 357	1 176 125
8705909000	Other special purpose motor vehicles	699 915	3 958 332	5 738 799	25 831 453

**I.3. IM POR MENURUT KOM ODITI / IM PORT BY HS COM M ODITY**  
**\*\*\* JULI / JULY 2013 \*\*\***

HS	Uraian Komoditi Commodity Description	Berat Bersih / Net Weight (Kg)		Nilai / Value C.I.F (US\$)	
		Bulan ini Current Month	Kumulatif Cum. Jan. to date	Bulan ini Current Month	Kumulatif Cum. Jan. to date
8706001100	Chasis fitted with engines of agriculturtractors	27	7 982	2 869	81 838
8706001910	Chasis fitted with engines of pedestriancontrolled tractors, not agr	0	293	0	177
8706001920	Chasis fitted w/ engines of road tractorfor semi-trailers,track-layin	0	1 590	0	82 414
8706001930	Oth chasis fitted with engines for othertractors	0	774	0	7 680
8706002910	Chasis fitted with engines for vehicles< 10 person, for cars <=24 t	5 800	168 750	13 065	401 951
8706002920	Chasis fitted with engines for vehicles< 10 person, for cars > 24	0	155 380	0	2 246 343
8706003100	Chasis fitted with engines for vehiclesfor go-karts;golf cars(incl gol	0	6 330	0	66 832
8706003900	Oth chasis fitted with engines for vhclosof designed for transport of	0	13 998	0	103 977
8706005000	Chasis fitted with engines for specialpurposes motor vehicles	0	8 445	0	45 676
8707101000	Bodies for the vehicles transport ofpersons; go-karts;golf cars;golf	88	737	1 595	3 450
8707109000	Other bodies for the vehicletransport of persons	36 241	727 305	378 897	5 824 090
8707901010	Bodies for road tractors semi-trailersor track-laying tractors	876	21 330	8 050	55 620
8707901020	Bodies for other tractor	1 164	2 211	10 778	27 455
8707903000	Bodies for special purpose motorvehicles	21 866	54 669	313 662	1 008 358
8707909010	Bodies for dumpers off highway use,not ckd, g.v.w > 45 t	732 562	2 267 763	6 119 670	17 096 317
8707909020	Other Bodies for the vehiclesof g.v.w .<= 24 t	5 801	42 326	4 739	35 362
8707909030	Other Bodies for the vehiclesof g.v.w .> 24 t	21 961	942 973	816 898	1 410 298
8708101000	Bumper and parts for tractors	1 468	18 279	21 066	122 811
8708109000	Bumper and parts for other tractors	336 950	2 402 276	3 430 675	22 603 576
8708210000	Safety seat belt for parts andaccessories	174 198	1 152 669	2 215 966	12 635 515
8708291100	Component of door trim assembly fortractors	3 862	9 127	32 010	87 286
8708291200	Component of door trimassembly fortransport of persons	288 961	2 294 665	3 494 306	32 297 754
8708291400	Component of door trim assembly fortransport>= 10 persons or tansp	68 449	404 752	336 848	2 039 228
8708291900	Component of door trim assembly forspecial purpose motor vehic	327 888	1 572 255	3 322 019	15 394 890
8708292000	Parts of safety seat belts	376 781	1 955 392	3 955 039	19 939 466
8708299200	Oth parts, access for vehicles oftractors	10 828	59 208	183 667	973 233
8708299300	Interior trim fitting; mudguards fortransport of persons	1 102 608	6 304 989	10 504 448	60 030 400
8708299400	Hood rods for vehiclestransport of persons	2 040	4 592	18 856	43 912
8708299500	Oth parts and accessoriesfor transport of person	920 512	6 859 595	8 789 114	65 531 848
8708299600	Interior trim fitting; mudguards fortransp>= 10 persons or tanspor	19 759	142 027	307 012	2 113 738
8708299700	Hood rods for transport>= 10 persons or transport of goods	200	2 720	1 370	8 649
8708299800	Oth parts, access for transport>= 10 persons or transport of goods	12 495	224 905	194 388	1 455 576
8708299900	Other parts and access. Of motorvehicles of heading 8701-8705	723 802	5 236 953	6 910 435	53 073 843
8708301000	Brakes,servo-brakes; parts thereof fortractors	29 984	211 560	469 418	2 952 824
8708302100	Brake drums, brake disc or brake pipes for transport of persons	111 150	613 327	1 065 892	5 560 253
8708302900	Oth brake drums, brake disc or brakepipes for transport of person;	787 437	4 091 064	9 099 566	48 363 028
8708303000	Brake drums, brake disc or brake pipesof >= 10 persons/ transport	77 773	207 110	874 426	3 028 535
8708309000	Oth brakes,servo-brakes; parts thereoffor transport of persons	723 880	4 179 221	4 259 848	35 146 186
8708401100	Gear boxes, unassembled fortransport of persons	10 845	180 629	40 636	1 568 356
8708401300	Gear boxes, unassembled for special purpose vehicles or transport	1 479	11 402	17 626	141 810
8708401400	Gear boxes, unassembled for vehicletractors	853	3 500	10 108	58 522
8708401900	Gear boxes, unassembled fortransport vehicles , >= 10 person	172 941	2 276 523	2 505 995	27 281 634
8708402500	Gear boxes, assembled fortractors	297	5 611	9 604	111 812
8708402600	Gear boxes, assembled fortransport of persons	1 107 105	6 596 988	25 801 113	151 892 388
8708402710	Gear boxes, assembled; dumpers not ckd>= 1.2 t for goods/ special	1 043	24 456	2 072	84 838
8708402790	Gear boxes, assembled; dumpers not ckd< 1.2 t for goods/ special p	14 882	59 383	341 968	1 421 783
8708402900	Gear boxes, assembled fortransport vehicles , >= 10 person	320 567	2 176 269	3 116 285	33 461 724
8708409100	Parts of gear boxes and parts thereoftractors	3 352	66 819	20 526	2 483 170
8708409200	Parts of gear boxes and parts thereoftransport of persons	1 052 835	5 406 013	14 821 201	83 537 703
8708409900	Oth parts of gear boxes for vehiclesof heang 8701-8705	237 874	1 623 555	2 399 330	20 866 069
8708501100	Drive-axles with differential, unassemblfor transport of persons	1 462 057	9 955 349	10 933 969	85 275 855
8708501300	Drive-axles with differential, unassemblfor for goods/special purp	39 197	162 728	459 636	1 178 392
8708501500	Drive-axles with differential, unassembltractors	37 234	41 671	60 093	164 605
8708501900	Drive-axles with differential, unassemblfor transport ,>=10 person	155 843	654 019	518 551	2 134 362
8708502500	Drive-axles with differential, assambledfor tractors	41 711	196 877	717 096	3 543 244
8708502600	Drive-axles with differential, assambledfor transport of persons	1 024 049	7 430 123	12 193 092	80 106 591
8708502710	Drive-axles for damper,not ckd dmtr >=120 mm for goods/ special	413	23 981	6 624	538 353
8708502790	Drive-axles for damper,not ckd dmtr <120 mmfor goods/ special p	23 173	148 951	616 457	3 634 505
8708502900	Drive-axles with differential, assambledfor transport of persons	333 423	1 835 152	1 455 289	6 850 160
8708509100	Parts crown wheels&pinion of drive axleswith diff. for tractors	438	33 143	23 831	88 074
8708509200	Oth parts crown wheels&pinion of driveaxl with diff. for tractors	1 030	5 431	16 675	143 063
8708509300	Parts of drive-axles with differential,for transport of person	35 777	244 589	538 450	3 131 487
8708509900	Oth parts of drive-axles withdifferential, for vehicles 8701-8705	264 982	1 406 365	1 845 170	11 386 302
8708701500	Road wheels of hub-caps for tractors	1 058	33 061	13 425	74 445
8708701600	Road wheels of hub-caps for transportof person	96 442	469 523	324 242	1 827 264
8708701700	Road wheels of hub-caps for vehicles>= 10 persons or transport of	803	100 960	15 392	123 544
8708701900	Road wheels of hub-caps forspecial purpose motor vehicles	10 008	424 488	211 688	1 145 594
8708702100	Road wheels of wheels fitted with tyresfor tractors	0	1 717	0	5 262
8708702200	Road wheels of wheels fitted with tyresfor transport of person	1 086	6 252	25 752	125 573
8708702900	Road wheels of wheels fitted with tyresfor transp person;goods;sp	0	8 855	0	173 309
8708703100	Road wheels of wheels not fitted withtyres for tractors	0	129 675	0	173 923

I.3. IMPOR MENURUT KOMODITI / IMPORT BY HS COMMODITY  
 \*\*\* JULI/ JULY 2013 \*\*\*

HS	Uraian Komoditi Commodity Description	Berat Bersih / Net Weight (Kg)		Nilai / Value C.I.F (US\$)	
		Bulan ini Current Month	Kumulatif Cum.Jan. to date	Bulan ini Current Month	Kumulatif Cum.Jan. to date
8708703200	Road wheels of wheels not fitted withtyres for transport of person	363 201	1 134 732	1 479 197	4 394 306
8708703910	Road wheels of wheels not fitted withtyres of damper,not ckd dmt	0	28 374	0	128 659
8708703990	Road wheels of wheels not fitted withtyres of damper,not ckd dmt	2 096 489	5 264 512	1 074 313	4 067 310
8708709500	Other road wheel and parts for tractors	4 530	20 537	61 451	237 190
8708709600	Other road wheel and parts for vehicles>= 10 persons or tansport	15 915	516 295	11 406	656 356
8708709700	Other road wheel and parts for vehiclestransport of person	152 672	554 238	817 571	4 249 713
8708709900	Other road wheel and parts forspecial purpose motor vehicles	34 627	3 460 512	141 772	3 656 551
8708801500	Suspension systems for tractors	6 975	63 820	72 325	217 545
8708801600	Suspension systems forfor transport of person	258 911	1 130 357	1 993 167	11 152 851
8708801700	Suspension systems for damper off higwayuse or special purpose r	31 309	188 969	79 560	510 287
8708801900	Suspension systems for transport ,>=10 person	268 770	1 109 276	591 500	3 229 501
8708809100	Parts suspension systems fortractors	102	2 983	3 710	84 909
8708809200	Parts suspension systems fortransport of persons	327 469	2 076 679	2 548 693	16 928 197
8708809900	Parts suspension systems for transportof person or special purpos	235 021	1 347 533	2 446 744	12 567 226
8708911500	Radiators for tractors	1 049	22 546	27 239	351 978
8708911600	Radiators for transport of person	103 738	369 412	1 119 609	4 191 047
8708911700	Radiators for vehicles>= 10 persons or tansport of goods	89 504	553 632	735 067	4 403 960
8708911900	Radiators for special pupose vehicles	50 163	317 956	664 762	4 356 473
8708919100	Parts of radiators for tractors	483	11 643	12 706	756 122
8708919200	Parts of radiators for transportof person	31 037	496 224	478 041	5 315 237
8708919900	Parts of radiators for vehicles ofperson;goods;special purpose	195 961	1 099 084	2 154 508	15 586 336
8708921000	Silencers (mufflers),exhaust pipe;parts for vehicles tractors	7 110	8 364	6 083	40 677
8708922000	Silencers (mufflers),exhaust pipe;parts for transport of persons	319 609	1 450 055	3 813 575	18 794 755
8708924000	Silencers (mufflers),exhaust pipe;partsfor vhlcs>= 10 persons/ tans	68 007	374 037	720 667	3 903 098
8708929000	Silencers (mufflers),exhaust pipe;partsfor special purpose motor v	127 413	421 134	1 228 430	4 715 868
8708935000	Clutches and parts thereof for vehiclestractors	1 400	11 146	25 748	195 580
8708936000	Clutches and parts thereof for vehiclestransport of persons	411 748	3 142 957	5 712 774	41 767 286
8708937000	Clutches and parts thereof for vehiclestransport of goods/special p	34 710	984 295	494 386	2 620 033
8708939000	Clutches and parts thereof for vehicles transport ,>=10 person	319 456	1 922 074	1 904 868	9 858 722
8708941000	Steering wheels with airbag assemblies	5 697	41 302	48 863	373 421
8708949400	Oth steering wheels with airbagassemblies for tractors	1 827	9 734	44 863	173 742
8708949500	Oth steering wheels with airbagassemblies for trasnport of person	1 325 953	9 243 372	12 539 675	85 617 737
8708949900	Oth steering wheels with airbag assembliof vhlcs persons;goods;sp	564 588	3 478 567	7 287 390	44 192 487
8708951000	Safety airbags with inflater systemfor vehicles	147 870	810 191	2 758 188	12 642 239
8708959000	Parts safety airbags with inflaterssystem	92 907	395 867	1 958 393	10 503 933
8708991000	Other parts & acces. for other vehiclesof tractors	62 954	302 536	1 452 026	7 450 754
8708992100	Fuel tanks for vehicles transportpersons or goods	338 634	3 202 312	4 352 156	34 359 507
8708992300	Parts of fuel tanks for vehiclestransport of persons or goods	61 314	324 795	1 122 998	6 112 477
8708993000	Accelerator,brake or clutch padals forvehicles transport of persons	43 105	265 526	627 666	4 602 159
8708994000	Battery carriers or trays & brackets forvehicles transport of person	7 610	17 417	132 908	547 004
8708995000	Radiator shrouds for vehiclestransport of persons or goods	24	3 633	2 141	37 703
8708996100	Chasis frames for vehiclesfor transport ,>=10 person	32 367	197 261	322 429	2 157 308
8708996200	Chasis frames for vehiclestransport of persons	816 410	5 662 271	7 631 848	51 012 422
8708996310	Chasis frames for vehicles <= 24 ttransport of goods	10 102	40 945	43 446	214 109
8708996320	Chasis frames for vehicles > 24 ttransport of goods	11	46 748	211	855 971
8708997000	Other chasis frames or parts	4 374 409	36 137 375	48 263 436	373 288 807
8708999000	Other parts,acces for other vehicles ofheading 8701- 8705	4 198 360	27 732 748	28 932 520	178 262 776
8709110000	Electrical vehicles, works trucks,self-propelled,not fiited with lifti	36 312	110 879	224 238	721 512
8709190000	Non electrical vehicles,works truckself-propelled,not fiited with li	71 787	860 221	288 406	4 067 699
8709900000	Parts of work trucks,self-propelled,notfitted with lift/handl equip,	1 245	115 033	13 393	287 420
8710000000	Tanks, other armoured fighting vehicles,motorised, with weapons/	91 306	558 862	4 232 412	69 323 209
8711101300	Other motorcycle and scooters, recipoint combust piston engine .	0	7 749	0	27 691
8711101900	Other motorcycles, reciprocating inter.combust. piston engine < 5l	314	22 198	11 291	87 873
8711109300	Other motorcycle and scooters, reciproin combust piston engine < :	12 229	12 351	27 210	27 562
8711109900	Other motorcycles, reciprocating inter.combust. piston engine < 5l	0	282 007	0	222 921
8711201010	Motocross motorcycles, with recipoint combust pist engine, 50-2l	2 270	39 021	22 590	128 244
8711201090	Motocross motorcycles, with recipo intcombust pist engine, 50-2l	17 763	119 290	150 406	1 278 123
8711202000	Moped and motorised bicycles with recipint combust piston engine, l	3 096	46 442	38 400	773 141
8711203100	Motorcycles of cylinder capacity150-200 cc, ckd	13 050	790 274	35 400	1 005 010
8711203200	Motorcycles of cylinder capacity200-250 cc, ckd	0	6 447	0	193 821
8711203900	Motorcycles of cylinder capacity> 250 cc, ckd	4 175	19 640	54 360	274 830
8711204500	Motorcycles of cylinder capacity<= 200 cc, not ckd	102 337	512 852	299 755	1 403 412
8711204900	Motorcycles of cylinder capacity> 200 cc, not ckd	0	836	0	4 649
8711205100	Motorcycles (not side-cars)incl.Scootersof cylinder capacity 150-2l	170 346	551 075	1 584 917	6 465 599
8711205200	Motorcycles (not side-cars)incl.Scootersof cylinder capacity 200-2l	864 039	3 524 343	15 481 750	66 820 540
8711205900	Motorcycles (not side-cars)incl.Scootersof cylinder capacity > 250	326 942	1 736 053	4 940 846	26 683 404
8711209000	Other motorcycles (not side-cars)include Scooters	21 201	102 851	45 769	286 721
8711301090	Motocross motorcycles with recipo intcombust piston engine 250	531	2 365	12 795	54 374
8711309000	Oth motocross motorcycles with recipoint combustion piston eng	0	1 258	0	19 456
8711401090	Motocross motorcycles, with recipo intcombust pist engine, 500-1	850	3 833	22 002	95 493
8711402000	Other motorcycles, with recipo intcombust piston engine, 500-80	0	2 380	0	65 470

**I.3. IM POR MENURUT KOMODITI / IM PORT BY HS COMMODITY**  
**\*\*\* JULI / JULY 2013 \*\*\***

HS	Uraian Komoditi Commodity Description	Berat Bersih / Net Weight (Kg)		Nilai / Value C.I.F (US\$)	
		Bulan ini Current Month	Kumulatif Cum.Jan. to date	Bulan ini Current Month	Kumulatif Cum.Jan. to date
8711409000	Other motorcycles, with recipro intcombust piston engine,500-800	8 390	168 801	137 616	3 957 926
8711502000	Other motorcycles, recipro int combustpiston engine, > 800 cc, ckd	7 123	46 897	110 417	941 206
8711509000	Other motorcycles, recipro int combustpiston engine, > 800 cc, no	52 121	160 240	2 436 882	5 511 715
8711905100	Electrical powered motorcycles, ckd	104 918	568 767	121 099	667 857
8711905400	Other motorcycles of cylinder capacity> 500 cc, ckd	0	4 084	0	3 465
8711909100	Electrical powered motorcycles, not ckd	1 944	9 709	39 172	84 312
8711909900	Other electrical powered motorcycles not ckd	500	13 005	9 500	349 155
8712001000	Racing bicycles	425 644	1 193 688	431 543	1 469 457
8712002000	Bicycles designed to be riddenby children	2 296 506	17 928 988	1 826 113	14 271 389
8712003000	Other bicycles	5 552 062	17 876 785	4 013 850	15 919 553
8712009000	Other cycles	589 900	1 519 140	4 421 944	11 684 590
8713100000	Carriages for disabled persons,not mechanically propelled	74 328	252 820	252 837	809 606
8713900000	Carriages for disabled persons,mechanically propelled	128 686	539 377	314 179	1 550 171
8714101000	Saddles of motorcycles (incl. mopeds)	10 213	64 623	10 444	96 217
8714102000	Spokes/nipples of motorcycles(including mopeds)	49 284	474 648	84 037	830 736
8714109010	Frame and forks(incl. Telescopic fork,rear suspension and parts the	321 295	1 945 289	1 588 400	9 999 909
8714109020	Gearing,gearbox,clucth and othertransmission equip. and part the	454 951	2 848 959	4 515 563	23 701 581
8714109030	Wheel rims	1 965 230	11 293 585	10 122 918	60 991 722
8714109040	Brakes and parts thereof	174 564	939 601	537 910	3 213 098
8714109050	Silencers (mufflers) and parts thereoffor vehicles of heading 8711-	20 030	125 532	235 080	980 360
8714109090	Oth parts and accessories of vehiclesof heading 8711- 8713	8 225 702	37 664 509	21 143 288	117 817 514
8714201100	Castors of a dmm (incl. tyres) 75-100 mmthat the wheel width > 30	0	245	0	5 783
8714201900	Castors of a dmm (incl. tyres) > 250 mmthat the wheel width > 30 r	21 992	28 283	11 369	163 665
8714209000	Other parts of carriages fordisabled persons	7 384	37 039	11 197	364 518
8714911000	Frame and forks for bicycles designetto be ridden by children	225 643	2 267 056	215 663	2 436 309
8714919100	Parts for forks	18 166	119 881	15 514	109 272
8714919900	Other parts for forks	115 766	1 342 798	1 052 116	10 148 975
8714921000	Wheel rims and spokes for bicyclesdesignet to be ridden by childre	97 462	705 357	133 114	933 025
8714929000	Other wheel rims and spokes	100 646	897 744	315 884	2 391 104
8714931000	Hubs,(exlc coaster brake hub, hub brakefree/ sprocket-wheel),bicy	34 888	320 649	71 394	531 434
8714939000	Oth hubs, (exlc coaster braking hub,hub brake, free/ sprocket-wher	297 024	1 908 294	833 106	5 820 589
8714941000	Brakes,(incl coast brake hub,hub brake)for bicycles to be ridden by	52 882	534 379	88 042	1 263 078
8714949000	Oth brakes, (incl coaster braking hubs,hub brakes)	186 558	1 490 646	1 014 865	7 743 663
8714951000	Saddles for bicycles designetto be ridden by children	23 001	481 220	34 319	762 694
8714959000	Other saddles	75 022	559 131	145 063	1 493 257
8714961000	Pedals and crank-gear,& parts thrf forbicycles to be ridden by chilc	109 330	716 715	169 252	1 000 417
8714969000	Other pedals and crank-gear,and parts thereof	314 602	2 121 802	615 810	4 825 565
8714991100	Handle,bars,pillars or parts & access.of bicycle to be ridden by chil	241 954	1 791 978	232 072	1 740 787
8714991200	Chain wheels and cranks for bicyclesdesignet to be ridden by childi	51 965	327 373	52 044	314 169
8714999100	Oth handle,bars,pillars or parts andaccessories	3 965 448	25 432 288	11 243 668	97 842 985
8714999200	Other chain wheels and cranks	249 234	1 208 027	255 102	2 144 151
8715000000	Baby carriages and parts thereof	205 220	1 478 392	656 168	4 812 674
8716100000	Trailers & semi-trailers of the caravantype, for housing/camping	0	9 357	0	49 832
8716200000	Self-loading/self-unloading trailers & semi-trailers for agricultural p	0	93 891	0	364 404
8716310000	Tanker trailers,tanker semi-trailersfor the transport of goods	0	469 256	0	4 689 904
8716394000	Agricultural trailers and semi-trailers	0	106 868	0	350 811
8716399100	Oth agricul. trailers and semi-trailerscarrying capacity > 200 t	310 636	1 861 297	1 656 476	7 596 835
8716399900	Oth agricul. trailers and semi-trailerscarrying capacity < 200 t	12 248	1 756 243	55 091	3 529 867
8716400000	Other trailers and semi-trailers	52 269	1 356 987	279 813	1 959 877
8716801000	Cart,wagon,sack truck,hand trolleys & similar hand-propelled vhcl t	31 960	310 040	156 726	1 106 113
8716802000	Wheelbarrows	257 114	854 016	167 584	648 102
8716809000	Oth vehicles not mechanically propelled	68 923	276 119	414 733	1 604 009
8716901300	Parts for trailer and semi-trailers forgoods of agricultural puposes	834 718	4 688 975	1 039 663	3 768 316
8716901900	Other parts for trailer andsemi-trailer	160 160	5 196 053	665 672	12 418 271
8716909200	Castors of a dmm (incl. tyres) 100-250mmthat the wheel width > 30	120 900	490 331	282 393	1 385 076
8716909300	Other parts for other vehicles	210 076	619 536	648 648	1 295 971
8716909400	Spokes and nipples	9	118	110	1 618
8716909500	Castors for goods of sbhd 8716.80.90 dmmincl tyres 100-250mm v	11 422	38 018	129 371	411 048
8716909600	Other castor	2 123	19 519	27 110	91 413
8716909900	Oth trailer and semi-trailers,oth vhclsnot mechanically propelled	673 187	4 333 521	1 764 083	8 626 129
8801000000	Balloon,dirigibles,glider, hang glidersand other non-powered aircra	16	1 326	111	611 257
8802110000	Helicopters of an unladenweight <= 2,000 kg	0	2 000	0	2 298 050
8802120000	Helicopters of an unladenweight > 2,000 kg	0	5 398	0	10 849 180
8802201000	Aeroplane of an unladenweight <= 2,000 kg	0	26 369	0	7 931 539
8802209000	Aeroplane of an unladenweight > 2,000 kg	10 292	12 151	7 431 434	8 347 738
8802301000	Aeroplane of an unladenweight >2,000 kg and <= 15,000 kg	0	118 127	0	173 176 540
8802401000	Aeroplanes of an unladenweight > 15,000 kg	49 000	546 814	3 375 000	271 226 216
8803100000	Propellers, rotors, parts thereofheading 8801 or 8802	1 199	40 243	154 640	1 999 018
8803200000	Under-carriages, parts thereofheading 8801 or 8802	1 985	25 003	60 413	6 773 261
8803300000	Other parts of aeroplanes/helicoptersheading 8801 or 8802	72 717	757 413	101 801 924	580 850 704
8803901000	Parts of telecommunication satellites	0	196	0	9 355

## I.3. IMPOR MENURUT KOMODITI / IMPORT BY HS COMMODITY

\*\*\* JULI / JULY 2013 \*\*\*

HS	Uraian Komoditi Commodity Description	Berat Bersih / Net Weight (Kg)		Nilai / Value C.I.F (US\$)	
		Bulan ini Current Month	Kumulatif Cum.Jan. to date	Bulan ini Current Month	Kumulatif Cum.Jan. to date
8803902000	Parts of balloons, gliders/kites	0	1 290	0	1 602
8803909000	Other parts of goods of ballon,dirigibles and other aircraft	527	16 184	533 920	5 504 160
8804001000	Parachutes (incl dirigible parachutes,paragliders)& rotochutes,part	0	717	0	14 567
8804009000	Oth parachutes (incl dirigible parachut,paragliders)& rotochutes,pa	877	3 323	46 856	482 189
8805100000	Aircraft launching gear, part thereof,deck arrestor/similar gear,par	3 620	5 802	84 913	479 752
8805210000	Air combat simulators and parts thereof	4 289	5 819	146 411	5 600 959
8805291000	Ground flying trainers	0	3 947	0	388 001
8805299000	Parts of ground flying trainers	2 165	29 843	31 441	2 182 337
8901102000	Cruise ships,excursion boats,ferry-boatsof gross tonnage>26 but<=	0	388 000	0	3 145 800
8901106000	Cruise ships,excursion boats,ferry-boats of gross tonnage>500 but	0	995 000	0	3 069 999
8901107000	Cruise ships,excursion boats,ferry-boats of gross tonnage>1000bu	0	1 533 534	0	5 517 892
8901205000	Tankers of gross tonnage <= 5000 ton	6 184 000	17 280 096	9 265 732	28 557 817
8901207000	Tankers of gross tonnage> 5000 ton but <= 50000 ton	0	24 086 700	0	15 217 335
8901901100	Other vessels,for transp. not motorisedof gross tonnage <= 26 ton	5 000	11 000	9 922	14 692
8901901200	Other vessels,for transp. not motorisedof gross tonnage > 26 but <	0	2 051 000	0	3 598 920
8901901400	Other vessels,for transp. not motorisedof gross tonnage > 500 ton	33 742 000	115 926 152	19 926 528	112 240 904
8901903100	Other vessels,for transp. motorisedof gross tonnage <= 26 ton	0	106 184	0	1 394 758
8901903200	Other vessels for transport, motorisedof gross tonnage > 26 but <=	1 327 000	16 341 858	954 772	28 938 719
8901903300	Other vessels,for transp. motorisedof gross tonnage > 500 but <=	638 000	2 310 000	300 000	4 991 300
8901903400	Other vessels,for transp. motorisedof gross tonnage >1000 but <=	15 434 114	47 758 044	20 499 123	95 337 680
8901903500	Other vessels,for transp. motorisedof gross tonnage >4000 but <=	4 862 000	34 462 000	4 778 000	31 956 578
8901903600	Other vessels,for transp. motorisedof gross tonnage >5000 but <=	20 907 000	115 360 000	13 300 000	89 400 109
8901903700	Other vessels,for transp. motorisedof gross tonnage > 50000 ton	0	1 718 000	0	11 800 000
8902002300	Fishing vessels of gross tonnage > 40 but <= 250 ton	0	1 129 000	0	1 533 330
8902002400	Fishing vessels of gross tonnage > 250 but <= 1000 ton	0	3 237 180	0	1 643 175
8903100000	Yachts& oth vessels for pleasure/ sportsrowing boats& canoes, infla	10 223	28 746	578 889	711 719
8903910000	Sailboats, with/ without auxiliary motor, not inflatable	570	28 636	1 828	130 717
8903920000	Motorboats, other than outboardmotor, not inflatable	8 870	43 897	140 707	609 334
8903990000	Other vessels for pleasure/ sports;canoes, not inflatable	262	161 696	3 995	2 379 194
8904001000	Tugs and pusher craft of gross tonnage <= 26 ton	0	825 783	0	1 586 086
8904003100	Tugs and pusher craft, power <= 4000 hp of gross tonnage <= 26 t	1 168 000	3 095 468	4 224 375	19 772 968
8904003900	Tugs and pusher craft, power > 4000 hp of gross tonnage <= 26 to	1 543 886	8 855 007	23 048 781	100 878 290
8905100000	Dredgers	0	1 219 360	0	9 659 144
8905200000	Floating/submersible drilling/production platforms	2 514 000	16 221 142	5 930 000	8 944 961
8905901000	Floating docks	0	105 238	0	532 374
8905909000	Oth vessels w/ navigability of which issubsidiary to their main funct	784 171	5 416 888	533 902	30 228 087
8906901000	Lifeboats oth than rowing boats,oth vessels of displacement <= 30	28 116	97 246	152 052	455 078
8906902000	Lifeboats oth than rowing boats,oth vessels of displace.> 30 but<=	0	24 680	0	116 120
8906909000	Lifeboats oth than rowing boats,oth vessels of displacement > 300	9 091	4 029 739	41 815	43 310 641
8907100000	Floating structures, inflatable rafts	35 479	535 965	335 550	5 122 617
8907901000	Buoys	38 018	831 865	258 339	2 749 016
8907909000	Other floating structures	2 083 926	3 448 090	27 174 071	39 122 656
8908000000	Vessel and oth floating structuresfor breaking up	0	7	0	32
9001101000	Optical fibres ,optical fibre bundles&cables for telecom.& oth elect	44 132	236 461	4 367 693	18 704 763
9001109000	Optical fibres, optical fibre bundles&cables for other purpose	4 662	36 915	66 205	312 231
9001200000	Sheets and platesof polarising material	273	436	741	12 468
9001300000	Contact lenses	40 660	229 813	7 695 094	43 574 324
9001400000	Spectacle lenses of glass	227	878	3 883	6 871
9001500000	Spectacle lenses of other materials	11 283	122 411	421 665	4 135 661
9001901000	Lenses & optic elements for photograpor cinematographic camera	3 382	59 596	402 921	5 808 785
9001909000	Other elements of glass notoptically worked	121 618	346 409	2 605 110	12 690 617
9002111000	Objective lenses for cinematographicprojector	878	11 626	69 237	578 535
9002119000	Objective lenses for cameras andother projector	23 234	192 561	1 138 124	13 594 162
9002190000	Objective lenses for otherinstruments & apparatus	17 298	212 544	631 214	5 977 141
9002201000	Filters for cinematographic projectors	0	3 817	0	3 935
9002202000	Filters for cinematographic cameras,photographic cameras & oth p	875	2 372	855	3 449
9002203000	Filters for telescopes/ microscopes	374	1 026	1 624	6 570
9002209000	Filters for oth instruments& apparatus	20 744	235 180	110 145	1 161 303
9002903000	Lenses&prisms for cinematographic,photographic cameras & oth p	2 223	20 557	77 021	1 260 728
9002909000	Other Lenses & prisms	994	10 259	232 015	2 641 964
9003110000	Frames & mountings for spectacles,goggles of plastics	7 272	46 706	129 791	565 038
9003190000	Frames & mountings for spectacles,goggles of other materials	29 380	175 840	405 539	1 989 411
9003900000	Parts for spectacles,goggles	6 861	65 084	187 131	2 145 155
9004100000	Sunglasses	205 682	772 048	1 727 972	6 626 427
9004901000	Corrective spectacles	39 178	171 406	272 955	1 043 112
9004905000	Protective goggles	9 557	58 740	57 536	647 919
9004909000	Other spectacles & goggles	141 613	820 485	787 921	4 551 810
9005100000	Binoculars	7 538	25 335	28 472	126 178
9005801000	Astronomical instrumens, excludinginstruments for radio-astronor	0	634	0	4 198
9005809000	Monoculars & oth optical telescopes	12 170	45 538	29 702	157 456
9005901000	Part&acc (incl mountings) for astronomicalinstruments excl for radic	0	41	0	171

I.3. IM POR MENURUT KOM ODITI / IM PORT BY HS COM M ODITY  
 \*\*\* JULI / JULY 2013 \*\*\*

H S	Uraian Komoditi Commodity Description	Berat Bersih / Net Weight (Kg)		Nilai / Value C.I.F (US\$)	
		Bulan ini Current Month	Kumulatif Cum.Jan. to date	Bulan ini Current Month	Kumulatif Cum.Jan. to date
9005909000	Parts&accessories (include mountings)for oth optical telescopes	5 812	19 152	42 738	223 442
9006109000	Oth laser photoplotter,cameras of a kind used for preparing print f	8 914	21 994	23 732	81 115
9006300000	Cameras specially design for under wateruse for aerial survey, mec	588	2 871	136 991	2 827 255
9006400000	Instant print cameras	0	11 010	0	1 649 825
9006510000	Oth cameras w/ a through-the lens viewfinder(slr),for roll film of w	86 962	507 143	230 362	2 766 767
9006530000	Oth cameras for roll film of width=35mm	11	11	519	519
9006591000	Lasers photo plotters/ imagesetters withraster image processor	0	984	0	11 302
9006599000	Lasers photo plotters/ imagesetterswithout raster image processor	1	7 798	1 523	217 398
9006610000	Discharge lamp ("electronic") flashlightapparatus	0	7 913	0	64 425
9006690000	Photographic flashbulbs apparatus	17	1 425	342	48 767
9006911000	Parts & accessories for laser photoplotters of subheading 9006101	0	5	0	2 644
9006913000	Parts & accessories for instan printcamera,w/ slr,roll film a width<	326	3 599	512	62 879
9006919000	Other parts & accessories for cameras	97 149	180 531	249 234	539 367
9006991000	Parts & accessories for photographicflash-light apparatus	6 021	11 948	15 701	1 985 453
9006999000	Parts & accessories oth than forphotograp flash-light apparatus	9 356	26 306	119 588	217 630
9007100000	Cinematographic cameras	5 732	53 025	107 929	519 772
9007209000	Cinematographic projectors for film ofmore than 16 mm in width	12 750	173 533	1 276 761	6 358 439
9007910000	Parts and accessories forcinematographic cameras	1 788	22 206	199 442	606 666
9007920000	Parts and accessories forcinematographic projectors	365	33 874	74 851	4 561 826
9008501000	Projector,enlarge/ reducer,microfilm/fiche/ form whether/not capa	11 239	29 493	34 256	92 426
9008509000	Projector,enlarge/ reducer,oth microfilm/fiche/ form whether/not i	77 793	303 780	169 546	773 205
9008902000	Part&accessories for image projectorof fotografic, enlarge & red	2	262	288	12 275
9008909000	Part&accessories for image projectoroth of fotografic, enlarge &	39	3 658	5 227	170 017
9010100000	App & equipment for automaticallydevelope/expose photographic	7 750	37 934	66 532	837 453
9010501000	App for the projec/draw of circ patternon sensitized substrates,ma	0	6 141	0	372 594
9010509000	Oth app&equip for photograph laboratorie(inc cinematographic); i	12 012	13 048	131 211	141 973
9010601000	Projection screens of 300 inches or more	17 757	349 164	516 391	1 911 757
9010609000	Projection screens of 300 inches or less	12 780	117 879	80 545	536 661
9010901000	Parts&accessores of apparatus& equipmentsfor automatically deve	92	1 391	761	33 599
9010903000	Parts&acc of app for the projection/drawing of circuit patterns of p	156	192	2 608	7 381
9010909000	Parts&accessoris of other apparatus&equipment for photographic	446	10 255	73 407	272 029
9011100000	Stereoscopic microscopes	3 063	25 332	95 558	2 010 014
9011200000	Oth microscopes for photomicrography, cinephotomicrography or	1 735	55 629	96 478	1 486 763
9011800000	Other optical microscopes	3 883	37 961	485 732	2 309 074
9011900000	Parts and accessories of compoundoptical microscopes	4	63	540	27 888
9012100000	Microscopes oth than optical microscope diffraction apparatus	345	4 501	75 805	614 451
9012900000	Parts and accessories for microscopeoth than optical microscope	169	1 150	19 979	62 965
9013100000	Telescopic sights for fitting to armsperiscopes,telescopes to part o	606	5 379	68 908	5 104 512
9013200000	Lasers, other than laser diodes	3 075	12 804	276 382	1 764 595
9013801000	Optical error verifications& repairapp for pcb/ pwb&pca	66	3 157	2 757	359 118
9013802000	Liquid crystal devices	14 337	154 584	1 596 909	12 259 065
9013809000	Other devices, appliances& instrumentsof other optical appliances	7 075	130 331	414 191	6 225 304
9013901000	Parts & accessories of lasers oth thanlaser diodes (sub head 90132	3	341	66	36 848
9013909000	Parts & accessories of oth than goods oflasers,liquid crystal,oth de	64	2 325	32 573	286 577
9014100000	Direction finding compasses	16 374	50 627	61 607	760 710
9014200000	Instrum&appl for aeronautical/ spacenavigation (other than compa	88 974	93 711	1 014 231	3 503 640
9014801000	Oth navigation instrum&appl of used onship work with an automa	3 025	10 913	2 258	6 924 869
9014809000	Oth navigation instrum&appl of oth used on ships	334 145	376 605	1 722 698	10 843 757
9014901000	Parts&acc of navigation instrum&app ofon ships,with automatic di	5	1 287	9 439	75 720
9014909000	Parts & accessories of other navigationinstruments & appliances	607	127 244	19 997	2 122 099
9015101000	Rangefinders of used in photography or cinematography	0	1 225	0	9 944
9015109000	Rangefinders other than of used inphotography or cinematograph	44 462	162 759	208 669	598 305
9015200000	Theodolites & tachymeters (tacheometers)	2 384	13 243	294 710	1 098 684
9015300000	Levels [measuring higher of ground]	2 885	55 489	71 082	619 357
9015400000	Photogrammetrical surveying instrumentsand appliances	2 048	13 445	339 564	1 640 081
9015801000	Radio sonde and radio wind apparatus	1 772	45 585	9 467	152 544
9015809000	Other instruments& appliances oth thanRadio sonde and radio win	15 379	778 822	2 100 549	44 851 792
9015900000	Parts & accessories of surveyinginstruments & appliances	38 330	303 464	4 746 386	26 523 727
9016000000	Balances of a sensitivity of 5 cg orbetter, w/without their weights	11 752	155 444	202 121	1 678 285
9017101000	Plotters,drafting tables and machines,whether not automatic	1 455	4 835	14 187	125 978
9017109000	Drafting tables and machines,whether not automatic other than pl	3 295	62 971	11 714	378 376
9017201000	Rulers,drawing,marking out,ormathematical calculating instrumen	41 843	227 742	52 130	338 864
9017203000	App for the project/draw of circ patternon sens'zed subs's for mfc	1	2 442	1	31 015
9017205000	Oth Plotter, drawing,marking out,ormathematical calculating instr	0	2 349	0	14 132
9017209000	Other drawing,marking-out/mathematical calculating instruments	133 284	591 500	187 814	1 474 119
9017300000	Micrometers, callipers and gauges	118 319	505 325	1 606 204	10 604 526
9017800000	Oth instruments for measuring lengthfor use in hand, rods and tap	290 645	1 777 767	520 439	4 656 596
9017902000	Parts&acc of app for the project/draw ofcirc pattern,sens substrat	1 203	9 919	88 515	1 040 993
9017903000	Parts&acc of photoplotters for themanufac of pcb/pwb	1	135	1 173	2 223
9017904000	Parts&accessories,incl printed circuitsassemblies of other plotters	2	123	909	1 218
9017909000	Parts & accessories of oth instrumentsfor measuring length for use	18 380	51 751	113 980	1 223 576

**I.3. IMPOR M ENURUT KOM ODITI / IM PORT BY HS COM M ODITY**  
**\*\*\* JULI / JULY 2013 \*\*\***

HS	Uraian Komoditi Commodity Description	Berat Bersih / Net Weight (Kg)		Nilai / Value C.I.F (US\$)	
		Bulan ini Current Month	Kumulatif Cum.Jan. to date	Bulan ini Current Month	Kumulatif Cum.Jan. to date
9018110000	Electro-cardiographs,used in medical	4 569	25 357	435 355	1 895 666
9018120000	Ultrasonic scanning apparatus,used in medical	10 831	76 682	2 514 978	13 033 860
9018130000	Magnetic resonance imaging apparatusused in medical	36 026	75 241	2 039 232	4 664 413
9018140000	Scintigraphic apparatusused in medical	268	2 292	98 939	268 414
9018190000	Other electro-diagnostic apparatusused in medical	21 522	131 249	1 322 286	7 409 713
9018200000	Ultra-violet/ infra-red ray apparatusused in medical	2 907	7 459	59 538	470 088
9018311000	Disposable syringes, with or withoutneedles	225 601	895 047	1 530 704	7 477 155
9018319000	Syringes, with/without needlesother than disposable syringes	70 198	238 222	1 203 451	4 010 278
9018320000	Tubular metal needles and needlesfor sutures	44 848	246 000	873 191	4 177 398
9018391000	Catheters	85 770	820 602	2 124 141	8 337 325
9018399000	Cannulae and the like	51 706	283 992	1 129 429	5 249 758
9018410000	Dental drill eng,whether/ not combinedon a single base with oth d	125	477	903	96 564
9018490000	Oth instruments and appliances,used in dental sciences	6 189	44 015	98 316	373 462
9018500000	Oth ophthalmic instruments& appliances	3 569	20 029	1 098 753	4 881 760
9018902000	Intravenous administration set	168 606	808 917	2 134 907	12 289 886
9018903000	Electronic instruments and appliances,used in medical	492 253	2 067 810	4 144 147	20 154 352
9018909000	Other instruments and appliances,used in medical	642 378	2 741 839	8 694 470	64 560 391
9019101000	Electronic,mechano-therapy appliancesmassage,psycho aptitude-t	22 625	152 338	155 216	1 372 976
9019109000	Mechano-therapy appliance massage,psycho aptitude-test appara	30 473	284 636	538 996	4 116 604
9019200000	Ozone therapy,oxygen therapy, aerosoltherapy, artificial respiratic	49 055	320 803	1 784 875	15 170 964
9020000000	Breath appl,gas masks,excl protec maskshave neither mech part,rs	31 100	248 263	2 143 556	17 279 564
9021100000	Orthopaedic or fracture appliances	2 996	87 853	298 450	809 972
9021210000	Artificial teeth,orthopaedic appliances	0	554	0	3 066
9021290000	Dental fittings,orthopaedic appliances	103	111	36 467	37 279
9021310000	Artificial joints,orthopaedic appliances	189	1 002	226 596	836 915
9021390000	Other artificial parts of the body	56	117	8 469	23 594
9021400000	Hearing aids, excluding partsand accessories	196	949	352 249	2 003 102
9021500000	Pacemakers for stimulating heartmuscles,excluding parts& accesso	255	255	3 873	3 873
9021900000	Oth appl.which are worn/ carried/implanin the body,to compensat	31 358	183 292	11 359 211	74 502 580
9022120000	Computed tomography apparatus	20 604	58 216	1 718 393	5 764 947
9022130000	X-ray app for dental uses	1 538	10 819	131 257	746 552
9022140000	X-ray app for medical,surgical orveterinary uses	35 590	222 589	1 950 150	13 074 869
9022191000	X-ray app for the physical inspectionof solder joints on pcb/pwb as	5 794	77 236	472 690	3 075 175
9022199000	X-ray For radiografi or radiotherapy apparatus	23 107	52 983	824 722	5 425 936
9022210000	Alpha,beta/ gamma radiations,for medicalsurgical,dental/ veterinar	0	4	0	1 365
9022290000	Alpha,beta/ gamma radiations,forradiography or radiotherapy app.	18 907	121 399	1 914 486	4 625 230
9022300000	X-ray tubes	272	2 188	68 865	710 593
9022901000	Parts& acc of x-ray app for the physicalinspection of solder joints o	41	7 316	4 634	2 201 685
9022909000	Part&acc oth of x-ray app for the physicinspection of solder joints	728	25 722	118 910	1 761 698
9023000000	Instruments app& model,for demonstrapurposes(in education/exh	31 445	212 924	566 413	8 290 125
9024101000	Machines& appliances for testing metals,electrically operated	16 651	229 470	937 804	10 685 447
9024102000	Machines& appliances for testing metals,not-electrically operated	848	5 450	11 669	194 574
9024801000	Oth mach& appliances for testing wood,textiles,paper,plastics,elec	28 685	284 370	1 600 223	13 865 985
9024802000	Oth mach& appliances for testing wood,textiles,paper,plastic,not e	323	17 622	12 834	785 969
9024901000	Parts& acc for elect operated mach& appfor test mechanical propel	4 515	39 348	314 407	1 911 419
9024902000	Parts& acc for non elect operated mach& app for test mechan prop	183	20 926	14 969	828 357
9025110000	Thermometers& pyrometers,liquid filled,for direct reading	11 489	78 064	174 913	611 605
9025191100	Thermometers& pyrometers,elect operated,temperature gauges f	7 900	2 398 069	93 771	3 076 712
9025191900	Thermometers& pyrometers,elect operated,oth temperature gaug	25 635	90 803	531 304	3 718 524
9025192000	Thermometers& pyrometers notelectrically operated	1 422	13 519	29 926	547 086
9025802000	Oth instruments of oth than thermometers& pyrometers, electrica	15 908	84 979	257 487	3 474 857
9025803000	Oth instruments of oth than thermometers& pyrometers, not elect	40 062	136 912	95 541	504 238
9025901000	Parts& acces of hidrometer,termometer/ similar instrument, electri	11 957	94 347	197 948	1 435 299
9025902000	Parts& acces of hidrometer,termometer/ similar instrument, non el	6 819	43 999	154 513	1 279 259
9026101000	Level gauges for motor vehicleselectrically operated	15 313	94 708	312 512	1 846 158
9026102000	Level gauges for motor vehiclesnot electrically operated	23 535	98 358	407 500	1 857 742
9026103000	Oth measuring/ check the flow/level of liquid, electrically operated	34 864	335 137	1 668 904	19 979 876
9026109000	Oth measuring/ check the flow/level of liquid,not electrically opera	30 724	405 389	1 544 681	7 574 303
9026201000	Presure gauges for motor vehicles,electrically operated	34 694	227 506	1 022 175	6 775 433
9026202000	Presure gauges for motor vehicles, not electrically operated	4 863	66 421	120 735	1 927 985
9026203000	Other measuring/ checking pressureinstruments, electrically opera	26 183	239 461	1 974 506	12 785 158
9026204000	Other measuring/ checking pressureinstruments,not electrically op	64 115	400 612	731 792	6 837 432
9026801000	Oth instruments/ app for measuring/ checkthe flow/level/ press,ele	30 368	539 385	1 924 975	24 045 638
9026802000	Oth instruments/ app for measuring/ check,flow/level/ press,not ele	9 894	136 810	259 621	3 048 806
9026901000	Part& acc for electric operate instrument& app,measure/ check the	76 302	436 016	4 680 420	21 453 906
9026902000	Part& acc for non electric operate instru& app,measure/ check the f	14 728	77 843	419 761	3 933 155
9027101000	Gas/ smoke analysis apparatus, electrically operated	6 271	90 963	85 970	4 423 229
9027102000	Gas/ smoke analysis apparatus, not electrically operated	25 637	74 113	1 115 393	7 833 746
9027201000	Chromatographs& elektrophoresisinstruments, electrically operate	779	35 738	191 884	6 699 579
9027202000	Chromatographs& elektrophoresisinstruments,not electrically opei	69	100	48 497	52 778
9027301000	Spectro/ spectrophotometers& spectrograph use optic radiat,elect	10 821	54 450	1 398 460	7 126 596



**I.3. IM POR MENURUT KOMODITI / IM PORT BY HS COM M ODITY**  
**\*\*\* JULI / JULY 2013 \*\*\***

H S	Uraian Komoditi Commodity Description	Berat Bersih / Net Weight (Kg)		Nilai / Value C.I.F (US\$)	
		Bulan ini Current Month	Kumulatif Cum.Jan. to date	Bulan ini Current Month	Kumulatif Cum.Jan. to date
9027302000	Spectro/spectrophotometers&spectrograph use optic radiat,not e	6 137	27 758	887 748	3 369 515
9027501000	Oth instrum&app using optic radiations(uv, visible, ir),electrically c	8 313	72 113	1 300 781	10 660 152
9027502000	Oth instrum&app using optic radiations(uv, visible, ir),not electric i	4 731	12 264	401 017	1 131 672
9027801000	Oth instruments&app,exposure meters	3 563	108 754	721 698	5 882 743
9027803000	Oth instruments&app oth thanexposure meters,electrically operat	12 347	64 531	2 955 881	10 706 006
9027804000	Oth instruments&app oth thanexposure meters,not electric opera	258	6 415	23 345	664 387
9027901000	Parts&acc incl pca of head 9027,oth thanfor gas/ smoke analysis ap	116	1 453	38 669	246 046
9027909100	Microtomes, electrically operated	2 117	45 318	104 066	1 310 261
9027909900	Microtomes,not electrically operated	6 639	40 996	337 689	2 835 889
9028101000	Gas meters of a kind mounted ingas containers	15 275	64 154	239 338	1 348 114
9028109000	Other gas meters	2 384	25 839	135 545	1 052 904
9028202000	Liquid meters, water meters	37	122 132	565	1 023 807
9028209000	Other liquid meters	696	9 267	23 437	331 522
9028301000	Electricity meters,kilowatt hour meters(kwh)	26 229	192 234	1 011 902	7 028 610
9028309000	Other Electricity meters	168 488	1 522 350	3 789 970	29 586 622
9028901000	Part&accessories,water meter housingsor bodies	148 116	731 624	1 421 776	6 803 416
9028909000	Part&accessories,oth water meterhousings or bodies	340 931	1 034 602	3 692 991	12 214 755
9029102000	Taximeters	68	2 524	2 391	31 655
9029109000	Mileometers, pedometers and the like	15 504	151 695	750 998	6 554 546
9029201000	Speedometer for motor vehicles	79 772	480 824	1 414 548	11 359 695
9029202000	Tachometers for motor vehicles	63 803	319 230	1 126 755	5 082 897
9029209000	Oth speed indicators&tachometers; stroboscopes	141 457	1 012 011	4 280 352	23 581 664
9029901000	Parts&acc of revolution counter&the likeor of stroboscopes of sub	23 907	195 878	868 450	7 673 843
9029902000	Parts and accessories of othergoods of speed indicators & tachom	162 367	1 005 956	5 203 615	30 820 463
9030100000	Instruments & apparatus for measuring/ detecting ionising radiatic	2 317	34 418	354 554	6 161 509
9030200000	Oscilloscope and oscillographs	10 030	43 372	388 253	962 926
9030310000	Multimeters without a recording device	5 141	67 812	176 905	1 060 179
9030320000	Multimeters with a recording device	7 289	59 137	52 368	481 116
9030331000	Instruments and apparatus for measuring/check voltage without a	6 405	98 401	640 276	3 537 809
9030332000	Impedance-measuring instruments&apparatus designed to provid	251	30 238	35 536	594 132
9030333000	Ammeters and voltmeters for motorvehicles without a record dev	15 849	46 813	26 422	167 792
9030339000	Oth instruments&apparatus for measuring/check voltage without	13 794	158 165	229 681	2 965 698
9030390000	Oth Instruments&apparatus for measuring/ check voltage with a re	3 564	94 358	389 034	3 132 997
9030400000	Other instruments and apparatus,designed for telecommunication	19 051	82 976	1 213 191	9 590 056
9030821000	Wafer probers for measuring/ checksemiconductor wafers	260	2 198	27 347	43 711
9030829000	Oth instrum&app for measuring/check semiconducto wafer/ devic	1 168	30 459	55 054	1 550 385
9030841000	Instruments & app with a recording formeasure/ check elect quant	805	8 777	191 129	838 659
9030849000	Oth instru&app with a record for measure,check electrical quantiti	5 098	26 185	43 684	10 527 844
9030891000	Instru&app,w/o recording device for goods other than subheading	99	5 548	41 346	292 798
9030899000	Oth instruments & apparatus,without recording device	8 546	104 219	788 201	3 737 631
9030901000	Parts&accessories incl pca of goodsgoods of subhead 903040 & 90	3 241	43 704	152 134	1 489 019
9030903000	Parts&acc of optic instrum&appliance formeasuring/check pcb/pw	705	6 858	113 051	1 632 345
9030904000	Parts&acc of instrum&app for measure/check elect quantities on p	280	3 696	19 911	494 914
9030909000	Other parts&accessories ofgoods of head 9030	30 706	113 155	476 413	9 252 683
9031101000	Machines for balancing mechanical parts,electrically operated	65 753	297 514	1 357 600	8 054 994
9031102000	Machines for balancing mechanical parts,not electrically operated	10 799	17 647	521 786	906 964
9031201000	Test benches, electrically operated	18 892	158 177	1 255 870	7 622 727
9031202000	Test benches,not electrically operated	2 858	44 520	27 055	608 003
9031410000	Oth optic instrum&appl for inspect semiconduct wafer/ device/ phc	0	4 956	0	953 398
9031491000	Optic instrum&appl for measur surfaceparticulate contamination,s	40	2 693	16 433	269 762
9031492000	Optical error verification&repair appfor pca/pwb and pca	0	203	0	93 670
9031493000	Optical instrum&appl for measuring/checking pcb/pwb&pca	581	2 764	25 476	382 178
9031499000	Other optical instruments andappliances for other purposes	22 178	133 731	1 280 632	8 094 407
9031801000	Cable tester	9 617	40 337	563 249	2 407 907
9031809000	Oth instruments,appliances and machines,other cable tester	401 759	1 848 264	13 607 552	80 659 655
9031901100	Parts&acc incl pca of optical instrum&appl,inspect semicon wafer,	13 414	32 177	413 533	901 987
9031901200	Parts&acc of optic error verific&repairapparatus for pcb/pwb&pca	37	267	2 679	22 141
9031901300	Parts&acc of oth optic instruments&appl,measuring/chek pcb/pwt	9 937	52 709	193 850	1 507 601
9031901900	Oth parts&acc oth than inspect wafer/ repair/ measure pcb,pwb,pw	21 190	165 512	1 195 862	9 505 892
9031902000	Oth part&acc for measure/chek instrumentappliance&mach,not el	3 490	80 189	196 090	2 156 122
9032101000	Thermostats, electrically operated	264 144	1 604 753	3 171 739	20 374 441
9032102000	Thermostats, not electrically operated	9 023	44 872	233 711	1 016 522
9032201000	Manostats, electrically operated	2 641	21 208	260 622	545 825
9032202000	Manostats, not electrically operated	1 514	27 862	35 599	252 259
9032810000	Hydraulic or pneumatic	28 543	845 406	924 536	26 404 099
9032891000	Instru&app,automatic data process machfor controll,cargo handlir	156 270	761 729	3 316 680	22 785 567
9032892000	Automatic instrum&app for controllchem/ elec-chem solutions in p	1 292	91 536	58 430	3 731 761
9032893100	Automatic regulating voltage units(stabilizers),electrically operat	154 799	1 018 455	293 527	2 329 220
9032893900	Instrument&apparatus oth than(stabilizers),electrically operated	74 416	755 700	3 303 831	19 367 971
9032899000	Oth automatic regulating/ controllinstrum&app not electrically ope	427 755	2 128 976	10 022 367	71 640 470
9032901000	Parts&accessories of automatic dataprocess mach,cargo handl syt	2 218	37 162	37 344	1 402 184

**I.3. IMPOR M ENURUT KOM ODITI / IM PORT BY HS COM M ODITY**  
**\*\*\* JULI/ JULY 2013 \*\*\***

HS	Uraian Komoditi Commodity Description	Berat Bersih / Net Weight (Kg)		Nilai / Value C.I.F (US\$)	
		Bulan ini Current Month	Kumulatif Cum.Jan. to date	Bulan ini Current Month	Kumulatif Cum.Jan. to date
9032902000	Part&acc automatic instr& app, controllchem/ elec-chem solutions	3	321	208	8 033
9032903000	Part&acc automatic, regulating/ controllinstruments& apparatus,el	6 312	52 861	93 873	1 423 352
9032909000	Part&acc automatic, regulating/ controllinstruments& apparatus,nc	59 801	508 453	3 236 265	16 858 808
9033001000	Parts&acc for mach,appl,instrum ofchap 90 for electric operated e	45 936	403 868	1 526 438	7 901 508
9033002000	Parts&acc for mach,appl,instrum ofchap 90 for not electric operati	10 989	118 748	316 897	2 902 956
9101110000	Wrist-watch of metal,w/ not stopwatchw/ mech display only,elect	0	1 153	0	96 645
9101190000	Wrist-watch of metal,w/ not stopwatchoth w/ mech display only,el	544	2 086	149 143	246 695
9101210000	Oth wrist-watch,whether/ not stopwatchw/ automatic winding of r	84	84	40 142	40 142
9101290000	Oth wrist-watch,whether/ not stopwatchoth than automatic windi	5 247	41 571	91 537	654 390
9101990000	Pocket&oth watch inc stopwatch of metal/of w/ precious metal,n	1 235	25 720	316 683	1 033 871
9102110000	Wrist-watch,whether/ not stopwatchw/ mech display only,elect op	23 018	126 515	1 080 496	6 684 503
9102120000	Wrist-watch,whether/ not stopwatchw/ opto-elect display only,ele	704	3 058	90 996	381 102
9102190000	Wrist-watch,whether/ not stopwatchoth than mech&opto,elect op	119 113	647 696	334 044	3 292 984
9102210000	Oth wrist-watch,whether/ not stopwatchw/ automatic winding	31	350	11 948	55 061
9102290000	Oth wrist-watch,whether/ not stopwatchoth than automatic windi	68 124	373 525	892 387	3 990 808
9102911000	Stop-watches, electrically operated	2 234	11 320	15 059	38 360
9102919000	Pocket-watch&oth watch, electricallyoperated	20 794	58 940	405 699	623 755
9102990000	Pocket-watch&oth watch inc stopwatchnot electrically operated	23 803	159 447	601 057	1 183 459
9103100000	Clocks with watch movements,excl clocks ofh9104 elect operated	0	1 231	0	5 300
9103900000	Clocks with watch movements,excl clocks ofh9104 not elect opera	8 805	44 656	68 474	359 771
9104001000	Instrument panel clocks & clocks ofa similar type, for vehicles	2 918	18 302	132 669	1 010 056
9104002000	Instrument panel clocks & clocks ofa similar type, for aircraft	4	5	2 072	2 982
9104003000	Instrument panel clocks & clocks ofa similar type, for vessels	10	1 159	22 052	37 176
9104009000	Instrument panel clocks & clocks ofa similar type, for spacecraft	13	145	405	1 247
9105110000	Alarm clocks, electrically operated	12 831	42 072	29 050	100 309
9105190000	Alarm clocks,not electrically operated	132 121	626 533	276 341	1 270 017
9105210000	Wall clocks, electrically operated	37 696	151 324	155 700	551 640
9105290000	Wall clocks, not electrically operated	8 155	205 551	21 118	384 712
9105911000	Marine chronometers,electrically operated	5	5	292	292
9105919000	Oth clocks, oth than Marine chronometerselectrically operated	2 636	15 609	15 509	55 487
9105991000	Marine chronometers,not electrically operated	99	99	316	316
9105999000	Oth clocks, oth than Marine chronometersnot electrically operate	2 980	28 554	31 193	121 994
9106100000	Time-registers,time-recorders	4 416	31 236	27 119	388 803
9106901000	Parking meters	6 796	31 253	37 076	129 680
9106909000	Oth time of day recording&measuring apoth than parking meter	12 282	123 631	152 513	1 399 330
9107000000	Time switches with clock/ watchmovement/ with synchronous mot	40 486	221 945	434 186	2 593 491
9108110000	Watch move comp&assem w/mechanical display only, electrically	29	4 236	113	5 629
9108200000	Watch move comp&assem withautomatic winding	0	222	0	3 665
9108900000	Oth watch movements complete andassembled	0	636	0	12 183
9109100000	Clock movements,complete andassembled, electrically operated	2 006	26 593	17 220	74 675
9109900000	Clock movements,complete andassembled,not electrically operate	6 973	23 515	25 692	132 867
9110110000	Complete movements,unassem/partly assem(movement sets) of \	15 526	56 700	148 530	371 015
9110120000	Incomplete movements, assembled of watches	0	728	0	1 439
9110190000	Rough movements of watches	1 021	1 078	1 651	1 970
9110900000	Oth complete watch or clock movements	330	19 174	1 080	30 750
9111200000	Watch cases of base metal, whether or not gold/silver-plated	863	898	2 888	3 213
9111800000	Other watch cases	208	6 890	870	22 322
9111900000	Parts of watch cases	457	24 149	570	109 411
9112200000	Clock cases and cases of a similartype for other goods of this chap	199	22 881	319	60 470
9112900000	Part of clock cases&cases of a similartype for other goods of this cl	22	4 236	1 249	11 542
9113100000	Watch straps,bands&bracelets of preciousmetal/of metal clad w/ p	10	6 526	16	7 603
9113200000	Watch straps,bands&bracelets of basemetal,whether or not gold/	507	2 269	12 466	44 898
9113900000	Oth watch straps,bands&braceletsand parts thereof	18 691	55 353	70 063	292 701
9114100000	Springs, including hair-springsof clock or watch parts	128	604	3 530	8 539
9114300000	Dials of clock or watch parts	4 666	11 164	15 111	40 144
9114400000	Plates and bridges of clock/watch parts	857	2 053	16 185	71 949
9114900000	Oth clock or watch part oth than spring,hair springs,dials,plate&br	42 160	220 666	718 284	3 149 438
9201100000	Upright pianos	10 436	127 904	52 424	270 547
9201200000	Grand pianos	5 713	40 322	94 623	506 882
9201900000	Oth pianos,incl automatic pianosharpsichord&oth keybrd string in:	0	88 773	0	390 797
9202100000	String musical instrument(violins,harps), played with a bow	5 364	24 241	106 641	365 723
9202900000	Oth string musical instruments(guitars)not played with a bow	23 772	179 774	308 167	2 019 522
9205100000	Brass-wind instruments	2 278	47 109	57 410	1 598 439
9205901000	Keyboard pipe organ,harmonium & similarkeyboard instruments w/	24 121	132 373	40 796	303 432
9205909000	Other wind musical instruments	82 025	575 850	139 063	1 238 316
9206000000	Percussion musical instruments(exp, drm,xylophones,cymbals,cast	160 369	514 940	535 026	1 964 304
9207100000	Keyboard instruments,oth than accordions	15 191	64 526	260 032	1 100 023
9207900000	Oth musical instruments,the sound isproduced must be amplified,	26 311	113 204	200 340	832 627
9208100000	Musical boxes	24 297	62 648	394 474	748 008
9208901000	Decoy calls,whistles,call horns & othmouth blown sound signalling	1 791	10 907	2 508	17 835
9208909000	Fairground,mech street organ,sing bird,musical saw,oth musical in	0	16 690	0	28 607

**I.3. IMPOR MENURUT KOMODITI / IMPORT BY HS COMMODITY**  
**\*\*\* JULI / JULY 2013 \*\*\***

HS	Uraian Komoditi Commodity Description	Berat Bersih / Net Weight (Kg)		Nilai / Value C.I.F (US\$)	
		Bulan ini Current Month	Kumulatif Cum.Jan. to date	Bulan ini Current Month	Kumulatif Cum.Jan. to date
9209300000	Musical instrument strings	12 169	75 183	252 820	1 501 411
9209911000	Part&accessories, strung backs,keyboards& metal frames for uprig	53 284	495 377	163 088	1 277 868
9209919000	Other parts and accessories for pianos	544 735	4 379 199	4 911 027	34 657 212
9209920000	Parts & accessories for the musicalinstrument of string musical ins	109 318	719 945	1 325 205	9 650 224
9209940000	Parts&acc,the music instrument of soundof which is prod/must be	236 850	1 241 838	3 705 250	22 815 986
9209990000	Parts & accessories for oth musicalinstruments	106 391	651 410	2 994 529	19 324 330
9301100000	Artillery weapons(guns,howitzer&mortars)	0	5 657	0	2 268 478
9301200000	Rocket launchers;flame-throwers;grenadelaunchers;torpedo tubes&	0	2 776	0	2 896 382
9301900000	Oth military weapons,oth than revolvers,pistols & the arms of hea	2 541	25 127	1 672 880	11 798 349
9302000000	Revolvers and pistols, other than thoseof heading 9303/9304	26	782	3 184	348 882
9303100000	Muzzle-loading firearms	0	907	0	795 003
9303300000	Oth sport/hunting/target-shoot shotguns,excluding combination s	0	1 708	0	1 194
9303900000	Oth firearm&similar device which operateby the firing of an explos	0	17	0	676
9304009000	Oth arms(spring,air/gas guns&pistols)excluding those of heading 9	632	2 658	33 724	138 469
9305200000	Parts and accessories of shotguns orrifles of heading 9303	436	673	39 087	49 990
9305911000	Parts&accessories of military weapons of heading 9301 of leather/	0	11	0	748
9305919000	Parts&acc of military weapons of head 9301,of oth than leath/tex	0	225	0	52 072
9305991100	Part&acc of goods of oth arm of head 93040090 of leather/textile	136	136	4 338	4 338
9305999900	Parts and accessories of revolver&pistolof heading 9302 of oth lea	0	18 443	0	682 279
9306210000	Cartridges	0	3 251	0	1 382 149
9306290000	Parts of cartridges, gun pellets	16 995	20 854	93 636	1 001 705
9306301900	Oth cartridges oth than 22 calibrecartridges of heading 9302	0	72 791	0	116 003
9306302000	Cartridges for riveting/similar tool/forcaptive-bolt humane killer&	315	1 434	10 677	45 650
9306309900	Oth cartridges oth than 22 calibrecartridges of oth heading 9302	0	321	0	82 536
9306900000	Bombs,grenades,torpedoes,mines,missiles,similar munitions of wa	7	239 536	7 258	51 141 085
9401100000	Seats of a kind used for aircraft	4 021	8 119	24 177	274 814
9401201000	Seats of a kind used for motor vehiclesof heading 8702/8703/8704	8 312	116 677	83 803	986 685
9401209000	Seats of a kind used for motor vehiclesoth than of heading 8702/8	10 637	95 935	124 309	803 589
9401300000	Swivel seats with variable heightadjustment	743 375	3 412 565	2 275 996	10 458 844
9401400000	Seats oth than garden seats/ campingequpment,convertible into	13 146	54 841	34 773	159 151
9401510010	Seat of rattan	18	368	723	2 571
9401510020	Seat of bamboo	0	785	0	48
9401590000	Seat of cane,osier or similar material	1 900	16 567	12 961	70 198
9401610000	Oth seats,with wooden frames,upholstered	837 888	2 461 924	3 128 780	9 544 546
9401690010	Oth seats,with wooden frames,combinedwith rattan	0	631	0	3 852
9401690090	Oth seats,with wooden frames,combinedwith other than rattan	112 751	327 793	301 149	1 123 054
9401710000	Other seats, with metal frames, upholste	892 981	3 794 668	2 869 305	11 670 072
9401790010	Other seats, with metal frames,combinedwith rattan	663	30 042	397	97 901
9401790090	Other seats, with metal frames,combinedwith other than rattan	845 986	4 687 014	1 864 326	10 023 934
9401800000	Oth seats(oth than those of head 9402)	353 174	2 085 321	882 365	5 540 586
9401901000	Parts of aircraft seats (head 94011000)	39 815	149 125	64 294	419 374
9401903100	headrest stiffeners for seats ofsubheading 94012010,	18 265	151 969	210 883	1 921 648
9401903900	Parts of other seats	905 386	6 771 018	7 884 135	58 384 426
9401904000	Parts of seats of subheading 94013000	31 991	373 624	226 681	2 295 685
9401909200	Parts of seats of plastics	474 072	3 004 641	636 746	2 940 617
9401909900	Parts of seats of other than plastics	951 509	5 126 296	2 669 446	16 251 671
9402101000	Medis furniture,dentists chair & partsthereof	59 054	267 653	599 144	3 083 547
9402103000	Medis furniture,barbers chairs&similarchairs thereof & thereof	31 301	150 561	57 615	680 294
9402109000	Other dentists,barbers or similar chairsof medis furniture	82	55 437	1 619	977 659
9402901000	Furniture designed for medical,surgical/veterinary purposes&part	86 509	536 578	641 238	6 504 908
9402909000	Oth furniture designed for medical,surgical/veterinary purpose&p	95 977	427 525	537 540	2 713 607
9403100000	Metal furniture of a kind used in office	493 259	2 477 818	960 784	5 302 373
9403201000	Oth metal furniture, fume cupboards	8 237	104 785	15 346	252 813
9403209000	Oth metal furniture, other thanfume cupboards	3 931 076	17 951 456	6 477 232	30 100 535
9403300000	Wooden furniture of a kindused in offices	783 172	2 742 166	1 175 920	5 703 543
9403400000	Wooden furniture of a kind usedin the kitchen	99 696	1 063 567	178 197	1 547 199
9403500000	Wooden furniture of a kind usedin the bedroom	1 322 951	5 875 057	2 117 876	8 993 865
9403601000	Oth wooden furniture,fume cupboard	25 293	83 432	46 720	118 426
9403609000	Oth wooden furniture,oth thanfume cupboard	2 283 666	9 677 376	4 222 662	16 531 630
9403701000	Furniture of plastics for baby walker	22 442	178 873	52 589	1 061 306
9403702000	Furniture of plastics for fume cupboard	0	2 504	0	5 016
9403709000	Furniture of plastics oth than forbaby walker,fume cupboard	299 844	1 233 109	766 040	3 218 174
9403810010	Bedroom, dining room or living room setsof rattan	393	5 534	503	10 957
9403810020	Bedroom, dining room or living room setsof bamboo	27 245	79 241	23 646	81 327
9403810030	Furniture,of kind used in parks&gardens/ vestibules of rattan/bamb	0	2 991	0	4 893
9403810090	Other furniture of bamboo or rattan	0	1 540	0	20 469
9403891000	Other furniture of other materials,fume cupboards	0	6 921	0	10 107
9403899010	Bedroom, dining room/ livingroom sets of other materials	164 719	903 788	169 883	958 744
9403899020	Oth furniture of a kind used in parks,garden/ vestibules of oth mat	7 010	11 306	16 357	28 070
9403899090	Other furniture of cane, osier, bamboor similar materials	130 688	276 623	228 014	549 266
9403901000	Part of baby walkers of furnitureof platic (sub heading 94037010)	2 724	4 778	57 542	82 408

**I.3. IMPOR MENURUT KOMODITI / IMPORT BY HS COMMODITY**  
**\*\*\* JULI / JULY 2013 \*\*\***

HS	Uraian Komoditi Commodity Description	Berat Bersih / Net Weight (Kg)		Nilai / Value C.I.F (US\$)	
		Bulan ini Current Month	Kumulatif Cum.Jan. to date	Bulan ini Current Month	Kumulatif Cum.Jan. to date
9403909000	Parts of other furniture	632 058	3 050 652	1 764 574	8 640 965
9404100000	Mattress supports	22 340	163 490	86 844	722 344
9404210000	Mattresses of cellular rubber or plastics, whether or not covered	39 788	292 741	191 923	974 537
9404291000	Mattress springs of other materials	87 309	546 991	414 873	2 282 626
9404292000	Mattress of hyperthermia or hypothermia type of other materials	1 130	1 900	1 560	4 442
9404299000	Mattress of other materials	210 607	1 182 647	195 144	1 099 154
9404300000	Sleeping bags	158	36 631	2 229	343 751
9404901000	Quilts,bedspreads & mattress protectors	6 308	24 495	20 877	86 179
9404909000	Other articles of bedding& similar furnishing	212 346	1 145 359	822 119	3 533 825
9405102000	Lamps for operating rooms	2 553	2 759	4 900	27 098
9405103000	Spotlight	127 356	659 696	570 323	2 716 607
9405104000	Fluorescent lamps and lighting fittings	255 751	1 513 488	1 628 545	8 861 583
9405109000	Other chandeliers&other elec ceiling/wall lighting fitting	140 389	911 415	1 055 077	8 609 132
9405201000	Lamps for operating rooms	5 600	36 520	106 854	1 259 013
9405209000	Lamps of electric table,desk, bedside/ floor-standing lamps	381 842	1 819 915	1 085 890	5 716 751
9405300000	Lighting sets of a kind used for Christmas trees	44 378	119 130	87 236	203 689
9405402000	Searchlights	28 207	146 243	100 997	733 757
9405404000	Other electr lamps of spotlights	78 116	447 186	503 439	2 613 586
9405405000	Other electr lamps,of a kind used for lighting public open space/thoro	489 155	3 270 555	3 582 204	19 216 162
9405406000	Other exterior lighting	29 328	282 460	152 044	2 310 318
9405407000	Non-flashing aerodrome beacons;lamps for railway loc.aircraft,ship	11 491	45 980	213 605	715 707
9405408000	Pilot lamp with fitting for electro-thermic domestic applic of headi	1 717	14 528	5 767	97 781
9405409100	Fibre optic headband lamps of kind designed for medical use	0	649	0	7 510
9405409900	Other lighting fittings	291 546	1 248 723	1 286 285	8 990 646
9405501100	Non elect. Lamps of oil-burning, of brass for religious rites	3 970	15 345	3 178	12 080
9405501900	Other non elect. Lamps of oil-burning	123 180	600 536	208 429	1 297 786
9405504000	Hurricane lamps	0	389 601	0	643 736
9405509010	Non elect lighting fittings of plastics,stone, ceramics, glass	7 005	12 042	19 949	33 990
9405509090	Other non elect lighting fittings	2 274	63 828	12 280	378 882
9405601000	Warning signs, street name signs, road & traffic signs	1 805	29 586	39 986	401 707
9405609000	Others illuminated signs	40 588	323 820	488 954	2 681 404
9405911000	Parts of glass for lamps for operating room	2	7	7	2 148
9405912000	Parts of glass for spotlights	0	3 421	0	106 407
9405914000	Parts of globes and chimneys	0	1 440	0	1 917
9405915000	Parts of glass for searchlights	555	562	3 732	3 952
9405919000	Other parts of glass	160 437	891 281	208 215	1 137 286
9405921000	Parts of plastics for lamps for operating rooms	0	72	0	5 037
9405922000	Parts of plastics for spotlights	358	2 774	452	7 182
9405929000	Other parts of plastics	101 959	897 571	361 535	2 668 323
9405991000	Parts Lampshades of textile material	1 309	2 609	28 774	78 466
9405992000	Parts Lampshades of other material	15 360	106 334	69 485	589 839
9405993000	Parts of lamp of subheading 9405.50.11 or 9405.50.19	121	6 525	10 119	165 610
9405994000	Parts for searchlights or spotlights	408	8 298	2 988	47 905
9405999000	Other parts	218 917	1 174 346	658 121	5 658 393
9406001100	Greenhouses fitted with mechanical/thermal equipment of plastic	2 931	2 931	470	470
9406001900	Greenhouses fitted with mechanical/thermal equipment other plasti	22 929	281 761	50 680	592 902
9406009200	Other prefabricated buildings of wood	663 426	776 391	748 143	1 018 922
9406009400	Other prefabricated buildings of iron/steel	3 007 648	12 451 004	6 177 473	23 030 819
9406009500	Other prefabricated buildings of plastics/ of aluminium	216 026	283 034	1 325 806	1 483 053
9406009600	Other prefabricated buildings of concrete/ of artificial stone	0	1 370	0	5 682
9406009900	Other prefabricated buildings other of wood,iron, plastics, aluminium,	1 550 535	11 026 831	2 857 283	23 295 735
9503001000	Tricycles, scooters, pedal cars and similar wheeled toys; dolls carriage	583 158	3 047 565	1 672 484	8 809 007
9503002100	Dolls, whether/ not dressed	156 830	643 799	664 004	2 701 901
9503002200	Garments and accessories for dolls; footwear and headgear of dolls	5 231	26 960	241 589	1 437 044
9503002900	Other parts and accessories for dolls	34 696	104 019	184 467	1 152 205
9503003000	Electric trains toys, including tracks,signals and other accessories ther	86 248	319 585	278 974	1 314 658
9503004010	Reduces size model aircraft assembly kits, working or not	8 412	18 093	120 725	265 502
9503004090	Other reduced size ("scale") models and similar recreational models	273 409	1 297 443	1 479 811	9 047 381
9503005000	Other construction sets & constructional toys, of materials other than	746	26 847	9 137	102 990
9503006000	Stuffed toys representing animals or non-human creatures	3 562	99 852	29 152	1 598 577
9503007000	Puzzles of all kinds	29 718	200 677	122 857	1 698 757
9503009100	Numerical/ alphabetical/ animal blocks or cut-out; word builders/ models	74 023	373 305	157 616	1 144 789
9503009200	Skipping ropes	5 743	13 613	27 631	49 349
9503009300	Marbles	1 023 583	4 176 719	280 297	1 169 968
9503009900	Other toys or parts	2 999 586	12 136 993	8 963 732	43 958 970
9504202000	Tables for billiards of all kinds	3 869	15 361	9 146	25 336
9504203000	Billiard chucks	0	3 130	0	4 925
9504209000	Other articles & accessories for billiards of all kinds	5 089	237 763	15 291	308 215
9504301000	Pintables or slot machines, operated by coins and by other means of	0	2 477	0	26 054
9504302000	Parts of other games of wood, paper or plastics	246	14 818	7 829	545 549
9504309000	Other games, operated by coins and by other means of payment	180 646	678 946	1 381 886	3 588 494

**I.3. IMPOR MENURUT KOMODITI / IMPORT BY HS COMMODITY**  
**\*\*\* JULI / JULY 2013 \*\*\***

HS	Uraian Komoditi Commodity Description	Berat Bersih / Net Weight (Kg)		Nilai / Value C.I.F (US\$)	
		Bulan ini Current Month	Kumulatif Cum.Jan. to date	Bulan ini Current Month	Kumulatif Cum.Jan. to date
9504400000	Playing cards	515 209	2 324 508	245 377	1 465 019
9504500000	Video games consoles and machines,oth than those sub heading 9	136 139	424 833	472 765	1 523 329
9504901000	Bowling requisites of all kind	36	3 200	508	34 703
9504902000	Darts and parts and accesories therefor	7 254	38 054	14 499	105 352
9504903100	Tables designed fo use with casino game	62	62	40	40
9504903900	Other gambling equipment & paraphernaliaequipment	704	4 953	545	3 838
9504909200	Tables designed for game of wood/plasticnot gambling equipment	4 333	8 081	3 896	7 028
9504909300	Tables designed for games not of wood/plastics, not gambling equ	0	4 024	0	17 204
9504909400	Other table disigned for games of wood/plastics	15 094	15 098	12 895	13 289
9504909900	other table designed for games not wood/plastics	99 217	428 436	233 101	1 687 616
9505100000	Articles for christmas festivities	67 810	125 682	206 551	428 433
9505900000	Festive,carnival/ oth entertn.articlesincl conjuring tricks & novelty j	117 502	467 187	322 716	1 218 714
9506190000	Other snow-ski equipment	14 124	56 648	189 196	436 735
9506210000	Sailboards	1 115	2 615	11 141	23 113
9506290000	Oth water-skis, surf-boards, sailboards& oth water-sport equipmei	19 175	82 380	182 259	516 345
9506310000	Golf clubs, complete	22 252	75 342	1 026 798	3 502 254
9506320000	Balls for golf	5 239	60 426	55 412	606 078
9506390000	Other golf equipment	4 115	21 679	27 951	154 265
9506401000	Tables tennis	151 088	597 137	170 830	623 094
9506409000	Oth articles & equip for table-tennis	55 398	244 581	103 611	524 885
9506510000	Lawn-tennis rackets, whether/not strung	7 748	29 366	87 785	599 432
9506590000	Badminton or similar rackets, whether/not strung	92 988	400 603	400 562	1 499 441
9506610000	Lawn-tennis balls	4 411	22 790	10 645	40 703
9506620000	Inflatable balls	16 609	248 201	199 119	2 717 639
9506690000	Other balls	41 014	141 023	134 595	380 633
9506700000	Ice skates & roller skates, incl skatingboots with skates attached	55 653	134 783	147 051	412 182
9506910000	Artic and equip for general physicsexercise, gymnastics or athletic	862 342	5 342 374	3 581 455	20 024 676
9506990010	Bows and arrows for archery; crossbows	0	21	0	1 019
9506990020	Nets, cricket pads and shin guards	4 453	57 008	54 738	327 705
9506990030	Shuttlecocks	2 743	8 367	21 610	77 867
9506990090	Other articles and equipment for generalphysical exercise	72 995	466 939	319 618	1 849 392
9507100000	Fishing rods	198 905	739 129	422 763	3 364 026
9507200000	Fish-hooks, whether/not snelled	47 769	392 150	351 572	3 104 619
9507300000	Fishing reels	107 357	354 549	225 395	1 077 657
9507900000	Oth fishing rods,hooks/ reels,oth heading92.08/97.05	14 759	235 209	118 431	1 860 116
9508900000	Roundabouts,swings,shooting galleries&oth fairground amusemer	101 328	777 438	464 037	6 374 570
9601901010	Worked mother-of pearl/ tortoise- shell & articles of the foregoing	0	68	0	31 770
9601901090	Other worked mother-of pearl/tortoise-shell & articles of the fore	0	3 402	0	25 502
9601909900	Other ornamental article	0	5	0	279
9602001000	Gelatin capsules for pharmaceuticalproducts	8 202	45 282	223 913	1 205 499
9602002000	Cigar/ cigarette cases, tobacco jars andhousehold ornamental artic	7	545	111	8 486
9602009000	Oth worked veget/ minerl carving material&articles of these mater	2 489	9 147	8 226	129 616
9603101000	Brushes consisting of twig/oth vegetablematerials bound together	34 110	87 334	48 618	328 186
9603102000	Brooms consisting of twig/oth vegetablematerials bound together	1 274	44 662	6 303	45 421
9603210000	Tooth brushes, incl dental-plate brushes	241 923	1 123 993	2 072 702	9 677 085
9603290000	Shaving brushes,hair brush,nail brush,eyelash &oth brush for use c	90 353	277 493	263 659	1 124 155
9603300000	Artists' brushes,writing brush &similarbrushes for the application c	138 255	698 150	399 889	2 471 842
9603400000	Paint,distemper, varnish/ similar brushes oth than 9603.30; Paint p	426 313	2 324 800	670 072	3 604 134
9603500000	Oth brushes constituting part of machine, appliances or vehicles	29 004	345 746	273 007	1 702 623
9603901000	Prepared knots and tufts for broom orbrush making	136 658	369 639	135 983	396 992
9603902000	Hand-operated mechanical floor sweepers,not motorised	34 712	250 074	110 000	788 337
9603904000	Other brushes	431 526	2 169 266	857 435	3 893 196
9603909000	Mops and feather dusters; squeegees (oththan roller squeegees)	766 113	4 019 115	1 737 536	9 534 978
9604001000	Hand sieves and hand riddles of metal	19	53 047	259	254 083
9604009000	Hand sieves and hand riddles of othermaterial	2 208	10 243	19 592	143 169
9605000000	Travel sets for personal toilet, sewing or shoe or clothes cleaning	2 618	28 826	13 973	271 299
9606101000	Press-fasteners, snap-fasteners andpress-studs and part therefor c	22 009	149 987	172 746	2 163 307
9606109000	Press-fasteners, snap-fasteners andpress-studs and part therefor c	51 744	474 155	556 469	6 619 297
9606210000	Buttons of plastics, not covered withtextile material	239 589	1 621 187	2 674 246	25 358 241
9606220000	Buttons of base metal, not covered withtextile material	89 877	976 742	1 102 231	12 092 622
9606290000	Other buttons	110 214	1 394 909	1 255 195	13 733 781
9606301000	Button moulds & other parts of buttons;button blanks, of plastics	1 560	22 018	39 514	510 714
9606309000	Button moulds & other parts of buttons;button blanks, of other m	7 261	55 282	108 383	691 121
9607110000	Side fasteners fitted with chain scoopsof base metal	235 000	1 334 139	2 107 929	15 211 654
9607190000	Other slide fasteners	336 256	2 361 431	3 676 984	30 011 455
9607200000	Parts of slide fasteners	377 669	2 427 403	1 717 801	14 922 799
9608101000	Ball point pens of plastics	74 454	452 442	221 464	1 577 385
9608109000	Ball point pens of other materialOth. ball point pens of plastics	140 874	1 120 902	429 246	2 825 229
9608200000	Felt tipped & other porous-tipped pens and markers	45 694	276 056	189 118	1 269 091
9608301000	Indian ink drawing pens	3	3 238	64	15 819
9608309000	Oth fountain pens, stylograph pens andother pens	90 723	446 873	152 826	821 277

**I.3. IMPOR MENURUT KOMODITI / IMPORT BY HS COMMODITY**  
**\*\*\* JULI / JULY 2013 \*\*\***

HS	Uraian Komoditi Commodity Description	Berat Bersih / Net Weight (Kg)		Nilai / Value C.I.F (US\$)	
		Bulan ini Current Month	Kumulatif Cum.Jan. to date	Bulan ini Current Month	Kumulatif Cum.Jan. to date
9608400000	Propelling or sliding pencils	13 539	100 754	30 275	587 849
9608500000	Sets of articles from two or more of the foregoing subheadings	11 147	112 365	29 724	282 334
9608601000	Refills for ball point pens, comprising the ball point & ink-reservoir c	4 635	7 909	16 751	60 226
9608609000	Refills for ball point pens, comprising the ball point & ink-reservoir c	77 112	206 283	230 372	1 242 503
9608919000	Pen nibs and nib points of oth material	19 778	105 399	251 412	1 901 194
9608991000	Duplicating stylos	643	19 895	7 861	35 167
9608999100	Parts of ball point pens of plastics	52 259	312 158	150 800	924 385
9608999900	Penholders,pencil-holders&similar holder;parts of ball point of oth	58 239	455 084	363 621	3 388 544
9609101000	Black pencils, with lead encased in a rigid sheath	83 696	600 101	128 894	1 198 372
9609109000	Crayons & oth pencils with lead encased in a rigid sheath	128 329	989 556	242 500	2 297 415
9609200000	Pencil leads, black or coloured	133 739	1 162 716	780 520	3 620 965
9609901000	Slate pencils for school slates	38 044	79 600	129 148	280 222
9609903000	Pencils & crayons other than those of subheading 9609.10	224 818	563 740	378 645	909 915
9609909100	Writing or drawing chalks	16 995	79 305	5 420	101 667
9609909900	Pastels, drawing charcoals, tailors' cha and other pencils	120 513	753 744	332 393	1 724 956
9610001000	School slates, with writing or drawing surfaces	8 196	28 738	19 529	66 071
9610009000	Boards and oth slates, with writing or drawing surfaces	21 141	153 644	62 057	492 340
9611000000	Date, seal/ numbering stamps & the like, in the hand operatd; hand	23 175	91 298	213 301	883 659
9612101000	Ribbons of textile fabric	17 864	160 839	191 380	1 772 137
9612109000	Ribbons of other materials or similarribbons	98 203	554 689	1 404 284	6 843 330
9612200000	Ink-pads	1 342	24 215	16 689	62 170
9613101000	Pocket lighters, gas fuelled, non-refillable of plastics	879 559	5 952 918	1 746 563	12 107 011
9613109000	Pocket lighters, gas fuelled, non-refillable of other materials	0	32 320	0	24 100
9613201000	Pocket lighters, gas fuelled, refillable of plastics	126 534	497 374	124 537	569 369
9613801000	Piezo-electric lighters for stoves and ranges	24 058	90 038	86 694	402 627
9613802000	Cigarette lighters or table lighter of plastics	0	1	0	113
9613803000	Cigarette lighters or table lighter of other materials	0	7	0	129
9613809000	Other lighters	3 513	34 823	109 122	875 735
9613901000	Refilled cartridge or oth receptacles part of mechncd lighter, cont li	1	10 671	9	206 836
9613909000	Other parts of lighters	143 490	996 418	966 881	7 154 146
9614001000	Roughly shaped blocks of wood or root for the manufacture of pipe	0	6 409	0	1 855
9614009000	Smoking pipes and cigar or cigarette holder and parts thereof	51	6 094	120	67 144
9615112000	Combs, hair-slides and the like of hard rubbers	6 872	35 042	26 066	107 042
9615113000	Combs, hair-slides and the like of plastics	176 309	948 974	407 825	2 281 689
9615190000	Combs, hair-slides and the like other than hard rubbers or plastics	312 886	1 688 934	598 421	3 533 832
9615901100	Decorative hair pins of aluminium	1 808	5 049	17 717	44 583
9615901200	Decorative hair pins of iron or steel	3 444	10 267	15 219	73 537
9615901300	Decorative hair pins of plastics	220	1 855	2 134	13 094
9615901900	Other decorative hair pins Oth. decorative hair pins	7 155	114 969	11 636	239 547
9615902100	Parts of combs, hair pins and the like of aluminium	0	16	0	1 664
9615902200	Parts of combs, hair pins and the like of iron or steel	1	5	61	84
9615902300	Parts of combs, hair pins and the like of plastics	0	15	0	1 026
9615902900	Other parts of combs, hair pins, and the like	39	22 318	40	35 929
9615909100	Curling grips, hair-curlers and the like of aluminium	4 942	67 836	12 720	119 839
9615909200	Curling grips, hair-curlers and the like of iron or steel	449	1 796	6 711	31 844
9615909300	Curling grips, hair-curlers and the like of plastics	4	42 096	53	70 242
9615909900	Other curling grips, hair-curlers and the like	7 589	58 447	13 470	154 086
9616101000	Scent sprays and similar toilet sprays	185 113	994 506	1 329 279	7 985 239
9616102000	Mounts and heads of scent sprays and similar toilet sprays	206 706	1 029 908	1 012 957	4 328 806
9616200000	Powder-puffs & pads for the application of cosmetics or toilet prep	84 854	279 023	550 547	3 334 465
9617001000	Vacuum flasks and other vacuum vessels	282 742	1 204 220	752 086	2 899 590
9617002000	Parts of vacuum flasks or vacuum vessels	191	14 588	726	79 736
9618000000	Tailor' dummies, oth lay figure; automata & animated displ. shop w	44 902	184 811	345 871	1 793 119
9619001100	Disposable sanitary towel, tampon, napkin with an absorbent core of	75 471	520 747	213 932	1 419 006
9619001900	Oth disposable sanitary towel, tampons, napkins and napkins liners	4 558 398	18 785 395	17 379 460	70 223 353
9619009110	Sanitary towel, tampon, napkin, knitted or crocheted with an absort	0	35	0	361
9619009190	Sanitary towel, tampon, napkin, knitted or crocheted with an absort	0	941	0	5 234
9619009910	Oth sanitary towel, tampons, napkins, with an absorbent core of w	0	9 704	0	23 948
9619009990	Oth sanitary towel, tampons, napkins, with an absorbent core of w	1	18 983	1	29 815
9701100000	Paintings, drawings and pastels, executed entirely by hand	18 456	59 250	131 470	524 038
9701900000	Colleges & similar decorative plaques executed entirely by hand	562	53 243	3 623	418 538
9702000000	Original engravings, prints & lithographs	542	8 262	867	34 782
9703001000	Original sculptures & statuary of metal sculptures and statuary, in a	645	17 698	11 560	205 619
9703002000	Original sculptures & statuary of stone sculptures and statuary, in a	28 795	228 616	23 995	88 123
9703003000	Original sculptures & statuary of plastic sculptures and statuary, in a	453	6 522	2 365	15 111
9703004000	Original sculptures & statuary of wood sculptures and statuary, in a	0	168	0	1 185
9703005000	Original sculptures & statuary of clay sculptures and statuary, in an	0	20 414	0	6 182
9703009000	Original sculptures & statuary of other sculptures and statuary, in a	546	138 496	4 803	95 567
9704000000	Postage/ revenue stamps, stamp postmark, first-day covers, stamp	0	2	0	920
9705000020	Collection and collectors pieces of archaeological interest	66	66	11 000	11 000
9705000090	Collection and collectors pieces of other interest	0	5	0	431

**I.3. IMPOR MENURUT KOMODITI / IMPORT BY HS COMMODITY**  
**\*\*\* JULI / JULY 2013 \*\*\***

HS	Uraian Komoditi Commodity Description	Berat Bersih / Net Weight (Kg)		Nilai / Value C.I.F (US\$)	
		Bulan ini Current Month	Kumulatif Cum. Jan. to date	Bulan ini Current Month	Kumulatif Cum. Jan. to date
9801101000	Sedan of head 8703 with cylinder cap <1500 cc, incompletely knoc	1	1 688	320	123 462
9801102000	Oth vhcl of head 8703 with (4x2) system incompletely knocked dov	1 240 193	7 880 308	12 228 894	89 033 824
9801201000	Vhcls of head 8704 with gross weight <=5 ton, incompletely knocke	194 954	1 835 703	2 421 328	23 204 815
9801202000	Vhcls of head 8704 with 5 ton < grossweight <= 24 ton, incmpltly k	5 099 429	34 238 171	55 653 735	391 382 616
9801203000	Vhcls of head 8704 with gross weight >24 ton, incmpltly knocked dc	5 505 858	24 069 800	58 315 741	268 782 855
9801302000	Vhcls of head 8702 with 5 tons < grosweight <= 24 ton, incmpltly k	412 788	5 549 115	3 820 955	58 332 801
9802100000	Rotary internal/spark-ignition combustcomprsn-ignition pist engin	83 099	715 514	1 429 423	13 667 208
9802200000	Gear boxes, of incomplete knocked down	213 783	1 545 305	3 039 094	22 602 987
9802300000	Drive-axes, of incomplete knocked down	29 190	299 700	380 147	3 929 991
9803000000	Blank for motor vehicles component, made from base metal	1 007 905	6 853 848	3 790 811	25 988 195
<b>TOTAL IMPORT</b>		<b>13 229 872 058</b>	<b>83 823 990 901</b>	<b>17 416 991 671</b>	<b>111 827 636 968</b>

<http://www.bps.go.id>

**I.4. IM POR M ENURUT NEGARA ASAL / IMPORT BY COUNTRY OF ORIGIN**  
**\*\*\* JULI/ JULY 2013 \*\*\***

Country Code	Negara Asal Country of origin	Berat bersih / Net weight (Kg)		Nilai / Value C.I.F (U S \$)	
		Bulan ini Current month	Kumulatif Cum. Jan. to date	Bulan ini Current month	Kumulatif Cum. Jan. to date
111	JP Japan	512 267 338	3 210 014 020	1 772 803 010	11 665 762 197
112	HK Hong Kong	25 000 833	221 039 516	163 554 747	1 172 089 978
113	KP Korea, Democratic People's Republic	120 345	10 445 625	88 076	12 933 837
114	KR Korea, Republic Of	646 275 998	4 231 523 695	943 319 726	7 026 213 994
115	TW Taiwan	377 082 662	1 608 794 563	530 433 067	2 756 077 222
116	CN China	1 472 948 042	8 285 688 460	3 041 203 290	17 601 175 449
117	MN Mongolia	310	20 628 666	16 629	2 926 702
118	MO Macau	48 021	355 343	331 885	2 895 852
120	PG Papua New Guinea	1 792 472	30 888 114	1 672 923	67 737 828
121	TH Thailand	595 492 907	4 452 783 043	1 000 574 557	6 800 163 508
122	SG Singapore	1 799 775 593	11 492 299 429	2 389 925 467	15 068 484 438
123	PH Philippines	16 671 158	129 121 561	66 024 236	467 496 471
124	MY Malaysia	1 733 646 191	7 874 798 665	1 663 075 077	7 987 535 257
125	MM Myanmar (form. Burma)	6 362 428	57 239 107	10 382 180	52 249 882
126	KH Cambodia	801 220	1 351 612	3 838 614	9 892 750
127	BN Brunei Darussalam	232 427	329 177 924	53 841	267 202 653
128	LA Lao People's Democratic Republic	15	1 045 770	641	4 625 306
129	NP Nepal	1 523	2 847	12 638	72 523
131	VN Viet Nam	268 270 756	1 960 276 134	275 182 608	1 580 032 403
132	MV Maldives	0	309	0	5 382
133	IN India	357 277 757	3 253 025 024	301 292 935	2 530 247 112
134	PK Pakistan	7 180 074	101 352 190	6 564 319	115 497 350
135	BD Bangladesh	23 441 624	46 219 855	23 918 048	56 225 266
136	LK Sri Lanka	1 170 094	47 303 018	3 262 495	33 836 222
137	AF Afghanistan	67	392	9 493	14 025
138	ID Indonesia	2 915 956	19 332 279	23 544 389	97 938 505
141	IQ Iraq	106	112	192	574
142	IR Iran (islamic Republic Of)	2 304 732	108 488 118	1 330 788	81 882 395
143	SA Saudi Arabia	716 054 591	3 719 417 119	641 443 037	3 453 430 230
144	IL Israel	148 480	742 256	1 271 794	7 903 870
145	KW Kuwait	144 564 435	796 873 346	119 938 807	723 024 882
146	JO Jordan	89 454 774	615 864 305	26 694 557	226 725 780
148	LB Lebanon	36 906	315 433	111 478	600 483
149	PN Palestina	67	65 673	19 935	178 082
151	YE Yemen	62 000	2 434 523	168 400	1 538 660
152	OM Oman	15 286 507	138 011 520	16 937 156	141 810 170
153	SY Syria Arab Republic	23 306	539 172	220 018	1 476 248
154	TR Turkey	148 736 639	1 143 881 942	127 832 976	991 006 457
155	AE United Arab Emirates	82 539 133	1 030 066 550	82 810 460	1 048 447 362
156	QA Qatar	175 178 371	1 091 626 964	153 796 471	1 000 620 483
157	BH Bahrain	1 837 946	76 373 826	3 898 616	72 908 711
158	CY Cyprus	279 103	1 193 554	376 408	3 647 790
159	OD Oth.west Asia	7	7	14 239	14 239
211	EG Egypt	57 944 110	460 331 794	7 792 623	83 674 810
212	LY Libyan Arab Jamahiriya	94	345 284 848	3 202	299 266 737
213	MA Morocco	53 803 399	253 446 522	17 721 555	85 554 904
214	TN Tunisia	2 356 219	12 171 675	2 817 981	20 501 213
215	DZ Algeria	172 101 822	432 748 164	141 151 080	356 491 807
216	SD Sudan	848 364	3 393 638	831 564	3 485 146
217	ER Eritrea	2	42	82	1 021
219	NA Namibia	0	34 222	0	57 348
220	EH Western Sahara	0	112	0	2 385
221	ET Ethiopia	1 143 089	13 111 486	1 249 921	8 359 196
222	TZ Tanzania, United Republic Of	1 672 870	12 940 350	1 197 622	23 460 627
223	MG Madagascar	162 844	524 180	648 648	5 663 705
225	KE Kenya	1 412 699	11 472 617	993 248	8 244 944
226	RE Reunion	1 969 810	7 593 821	347 719	1 521 083
227	MZ Mozambique	5 778 702	22 306 797	6 978 172	34 710 742
228	BW Botswana	22	109	88	1 947
230	TG Togo	1 753 231	8 242 933	2 284 043	8 725 405
231	GH Ghana	658 734	7 326 863	1 519 842	17 783 430
233	GN Guinea	0	80 500	0	163 817
234	AO Angola	218 275	125 254 385	1 029 726	106 329 824
235	CG Congo	179 878	275 106	177 663	285 579
236	CM Cameroon	992 231	6 238 595	2 083 785	10 559 906
237	NG Nigeria	1 335 519	2 058 362 652	2 809 540	1 744 434 315
238	SL Sierra Leone	26	21 241	137	51 359
239	GA Gabon	0	113	0	6 399
240	CI Cote D'ivoire	3 239 503	11 908 237	6 853 356	26 360 367
241	SN Senegal	1 055 346	2 377 731	1 476 617	2 607 352
242	MR Mauritania	0	1 549 544	0	636 283
243	ML Mali	1 790 340	10 624 461	3 620 630	21 015 829
244	BJ Benin	1 690 936	8 648 095	3 436 785	15 427 019
245	BF Burkina Faso	4 448 109	22 138 559	8 979 387	42 580 946
246	GW Guinea Bissau	0	16 845	0	18 530
247	GM Gambia	0	3	0	31



**I.4. IMPOR MENURUT NEGARA ASAL / IMPORT BY COUNTRY OF ORIGIN**  
**\*\*\* JULI / JULY 2013 \*\*\***

Country Code	Negara Asal Country of origin	Berat bersih / Net weight (Kg)		Nilai / Value C.I.F (U S \$)	
		Bulan ini Current month	Kumulatif Cum. Jan. to date	Bulan ini Current month	Kumulatif Cum. Jan. to date
248	VI U.s. Virgin Islands	204 094	204 112	1 011 438	1 013 713
249	SC Seychelles	44 051	63 728	664 378	784 466
251	UG Uganda	1 875 520	8 681 388	3 983 731	16 939 953
252	CF Central African Republic	623 895	4 701 701	1 378 348	9 313 346
253	NE Niger	5 525	21 887	16 607	233 765
254	TD Chad	20 240	1 693 464	40 159	3 391 685
255	DJ Djibouti	120 000	474 000	84 420	329 961
256	SH Saint Helena	11 460	96 271	10 473	151 104
257	ST Sao Tome And Principe	105	106	3 377	3 417
260	SZ Swaziland	8 894	972 421	645 375	2 443 986
261	ZA South Africa	47 782 206	333 732 925	58 668 157	364 320 994
262	ZW Zimbabwe	337 620	4 142 743	2 165 913	13 859 558
263	ZM Zambia	73 045	1 943 753	188 413	3 560 793
264	MW Malawi	351	2 051 459	2 728	4 338 805
265	KM Comoros	4 193	4 193	49 687	49 687
267	MU Mauritius	16 099	177 867	446 692	2 013 461
268	RW Rwanda	0	36 015	0	78 872
298	VG Virgin Islands (british)	12 953	381 972	64 277	614 696
299	OF Other Africa	23	1 391	4 567	13 478
311	AU Australia	894 741 346	5 384 214 966	447 165 136	2 843 463 693
312	NZ New Zealand	62 112 329	382 111 622	70 657 094	470 299 478
318	FM Micronesia, Federated States Of	0	693	0	2 469
319	GU Guam	0	1	0	30
321	NR Nauru	0	784	0	14 913
322	NC New Caledonia	240	206 166	3 020	142 954
323	NU Niue	0	3	0	315
325	VC Saint Vincent And The Grenadines	0	20 978 034	0	1 471 890
327	WF Wallis And Futuna Islands	0	1	0	1
331	AS American Samoa	184 435	1 187 384	278 221	2 525 210
332	CK Cook Islands	0	542 947	0	397 779
333	FJ Fiji	121 620	1 674 927	115 539	1 912 367
335	MH Marshall Islands	29	1 594 055	522	2 403 598
336	WS Samoa	93 892	242 282	75 195	623 703
337	SB Solomon Islands	190 000	805 000	404 553	1 729 820
340	CX Christmas Islands	0	13 000 040	0	2 145 188
342	CC Cocos (keeling) Islands	29	20 888	290	33 157
343	TK Tokelau	16 904	20 719	60 767	124 087
391	TL East Timor	14 400	244 102	4 432	63 106
411	US United States	537 219 880	3 443 230 481	821 219 596	5 419 857 323
412	CA Canada	428 758 996	2 249 641 371	226 809 232	1 312 573 411
421	MX Mexico	47 422 296	223 515 963	71 885 263	389 390 774
422	GT Guatemala	93	5 011 411	2 991	2 652 360
423	HN Honduras	369 770	640 828	161 443	651 943
424	NI Nicaragua	15 269	24 014	622 688	814 764
425	PA Panama	1 666 414	49 162 981	1 056 162	11 674 094
426	CU Cuba	954	3 005	4 011	11 223
428	SR Suriname	12	12	1 203	1 203
431	CL Chile	15 179 146	360 681 638	23 301 065	132 704 195
432	VE Venezuela	53 721	140 100	73 428	467 653
433	AR Argentina	547 805 606	1 811 220 171	259 498 452	986 399 379
434	BR Brazil	160 416 875	1 892 006 146	130 607 985	1 127 148 996
435	CO Colombia	425 283	4 056 968	1 164 456	10 922 518
436	BO Bolivia	10	421	279	21 144
437	UY Uruguay	3 721 491	20 795 311	2 499 551	14 832 695
438	PY Paraguay	41 683 176	73 192 576	23 271 218	41 281 457
441	EC Ecuador	141 770	1 743 624	901 674	5 062 048
442	PE Peru	1 565 326	90 402 449	4 488 489	33 524 387
443	GY Guyana	0	710 471	0	437 159
444	TT Trinidad And Tobago	515 779	923 494	165 254	350 334
445	BS Bahamas	1 299	4 834 869	4 968	6 467 743
446	JM Jamaica	161	106 978	680	454 774
447	PR Puerto Rico	3 138 612	3 175 163	1 372 386	8 753 939
448	BZ Belize	11 500	303 070	150 794	1 282 470
449	DO Dominican Republic	327 490	3 210 722	287 733	1 998 725
450	SV El Salvador	1 496	50 042 076	18 979	26 560 288
451	CR Costa Rica	289 938	2 123 351	964 217	4 252 603
452	HT Haiti	133	421	5 071	20 230
453	BB Barbados	251	643	1 884	7 998
454	AG Antigua And Barbuda	19	70	1 020	8 047
455	AI Anguilla	9	244	441	2 648
456	AW Aruba	3	4	214 200	214 202
457	BM Bermuda	44 559 436	282 882 098	36 839 851	231 271 892
458	CV Cape Verde	46	1 089	52	13 230
459	KY Cayman Islands	0	7	0	5 641
460	DM Dominica	370 368	370 841	92 611	108 296
461	FK Falkland Islands (malvinas)	30	96	1 508	2 854

**I.4. IM POR M ENURUT NEGARA ASAL / IMPORT BY COUNTRY OF ORIGIN**  
**\*\*\* JULI / JULY 2013 \*\*\***

Country Code	Negara Asal Country of origin	Berat bersih / Net weight (Kg)		Nilai / Value C.I.F ( U S \$ )	
		Bulan ini Current month	Kumulatif Cum. Jan. to date	Bulan ini Current month	Kumulatif Cum. Jan. to date
463	PF French Polynesia	0	39 725	0	19 962
464	GL Greenland	39 733	278 036	126 722	583 263
465	GD Grenada	0	35 626	0	55 300
466	MQ Martinique	0	1	0	19
467	AN Netherlands Antilles	83 355	166 057	981 336	3 698 533
468	NF Norfolk Islands	19 200	131 218	109 488	594 352
470	SM San Marino	0	652	0	17 185
471	TC Turks And Caicos Islands	8	8	107	107
472	GP Guadeloupe	0	2	0	406
473	KN Saint Kitts And Nevis	0	3 900	0	18 552
511	GB United Kingdom	55 479 416	345 375 880	104 959 000	631 963 876
512	NL Netherlands	25 840 668	151 726 684	84 626 810	521 419 448
513	FR France	36 487 665	312 078 570	122 238 461	970 491 534
514	DE Germany, Fed. Rep. Of	73 561 512	741 233 110	306 042 321	2 759 447 445
515	AT Austria	5 788 797	32 048 245	36 212 067	233 147 808
516	BE Belgium	29 529 520	209 950 603	58 309 833	381 838 451
517	CH Switzerland	3 034 317	27 818 696	48 726 011	406 266 852
518	LU Luxembourg	431 211	2 407 794	2 223 025	12 320 183
520	MC Monaco	234	15 816	91 952	840 738
521	DK Denmark	3 897 450	18 435 903	23 677 996	126 371 549
522	NO Norway	12 231 563	101 701 305	19 480 580	120 115 798
523	SE Sweden	21 787 421	137 234 863	113 895 510	594 173 916
524	FI Finland	7 335 579	50 007 493	31 773 065	263 816 542
525	IE Ireland	1 216 461	13 562 200	12 315 909	65 038 150
526	IT Italy	30 285 347	295 137 380	140 972 897	1 009 379 850
527	ES Spain	7 891 003	60 001 109	109 555 268	388 258 377
528	PT Portugal	189 359	7 573 161	1 972 615	26 244 287
529	IS Iceland	39	2 121	1 514	75 382
530	MS Montserrat	802	805	1 837	2 278
531	GR Greece	11 885 822	97 168 445	8 086 663	61 766 563
532	VA Vatican City State (holy See)	0	1	0	1
533	AD Andorra	0	1 028	0	715
534	LI Liechtenstein	1 670	23 687	59 851	451 731
540	CD Democratic Republic Of The Congo	220 397	852 634	532 997	2 102 605
542	HU Hungary	403 409	3 237 738	11 164 925	75 585 699
543	PL Poland	7 082 639	31 215 635	17 263 888	84 285 764
544	RO Romania	495 239	1 683 505	3 951 747	20 187 686
545	BG Bulgaria	2 787 476	19 606 466	3 641 904	25 804 436
547	YU Yugoslavia	250	2 445	2 558	539 173
548	AL Albania	439 197	1 241 511	169 905	379 178
549	AM Armenia	0	1 026	0	19 118
550	AZ Azerbaijan	132 899 348	1 359 210 648	105 721 554	1 074 970 161
551	BY Belarus	88 582 000	262 524 059	39 291 997	122 501 271
552	KZ Kazakhstan	393 233	5 702 755	869 989	12 997 539
553	KG Kyrgyzstan	17 169	439 304	78 497	841 230
554	MD Moldova, Republic Of	7 822	55 895	152 238	772 789
555	TJ Tajikistan	0	17	0	875
556	TM Turkmenistan	162	1 546 716	6 290	2 805 204
557	UA Ukraine	69 739 882	633 189 091	41 627 297	352 138 010
558	UZ Uzbekistan	475 560	1 103 028	3 268 978	11 081 054
559	LT Lithuania	220 916	1 830 903	336 395	3 035 109
560	LV Latvia	196 112	4 932 779	615 603	3 152 203
561	EE Estonia	523 795	697 096	702 578	2 073 471
562	GE Georgia	624 390	1 614 090	403 380	3 981 417
563	HR Croatia	183 732	1 108 504	663 194	5 851 489
564	BA Bosnia And Herzegovina	83	45 583	5 823	141 951
565	MT Malta	2 692	1 018 719	401 577	1 436 510
566	SK Slovakia	191 330	793 347	1 037 294	6 268 593
567	SI Slovenia	263 676	1 421 551	2 347 821	10 584 562
568	CZ Czech Republic	7 826 565	61 189 256	16 281 922	102 296 685
569	GS South Georgia And The South Sa	53	95	540	1 858
570	MK Rep. Of Macedonia	952	6 492	29 088	175 521
571	FO Faeroe Islands	0	9	0	49
572	RU Russia Federation	203 156 569	2 134 126 539	130 118 909	1 737 453 142
573	RS Serbia	2 014	3 347	22 362	49 779
574	ME Montenegro	0	20 986	0	157 012
<b>TOTAL IM PORT</b>		<b>13 229 872 058</b>	<b>83 823 990 901</b>	<b>17 416 991 671</b>	<b>111 827 636 968</b>

**I.5. IM POR M ENURUT PROPINSI DAN PELABUHAN BONGKAR**  
**IM PORT BY PROVINCE AND PORT OF IM PORTATION**  
**\*\*\* JULI/ JULY 2013 \*\*\***

Kode	Pelabuhan Bongkar Port of Importation	Berat bersih / Net weight (Kg)		Nilai / Value C.I.F (U S \$)	
		Bulan ini Current month	Kumulatif Cum. Jan. to	Bulan ini Current month	Kumulatif Cum. Jan. to
	<b>ACEH</b>	<b>1 137 354</b>	<b>39 177 920</b>	<b>868 024</b>	<b>8 251 668</b>
108 IDMEQ	Meulaboh	1 137 354	1 644 972	868 024	1 508 624
117 IDKRU	Krueng R. Malahayati	0	6 834 747	0	4 592 423
118 IDKLS	Kuala Langsa	0	998 201	0	1 632 052
119 IDLHK	Lhok Nga	0	29 700 000	0	518 569
	<b>SUM ATERA UTARA</b>	<b>701 436 029</b>	<b>4 174 809 029</b>	<b>491 406 429</b>	<b>3 097 442 674</b>
144 IDBLW	Belawan	606 711 104	3 745 473 872	458 717 327	2 925 223 844
145 IDTJB	Tanjung Balai Asahan	3 806 630	27 919 568	2 000 682	14 251 429
166 IDMES	Medan / Polonia (u)	129 612	488 891	3 095 626	12 900 867
167 IDMDN	Medan (ptt)	4 173	4 173	30 992	30 992
170 IDKTJ	Kuala Tanjung	90 784 510	400 922 525	27 561 802	145 035 542
	<b>SUM ATERA BARAT</b>	<b>123 491 031</b>	<b>737 706 281</b>	<b>82 957 318</b>	<b>581 363 038</b>
191 IDTBY	Padang/tl.bayur	123 491 031	737 706 265	82 957 318	581 355 339
192 IDPDG	Padang / Tabing (u)	0	16	0	7 699
	<b>RIAU</b>	<b>199 360 348</b>	<b>1 583 919 527</b>	<b>153 326 415</b>	<b>1 099 973 029</b>
225 IDDUM	Dumai	128 522 755	1 015 375 648	98 034 863	673 572 584
228 IDBLS	Bengkalis	166 986	1 590 565	110 111	897 248
230 IDSPA	Selat Panjang	55 468	202 540	95 222	238 589
231 IDSSI	Siak Sri Indrapura	3 064 623	4 242 017	2 231 231	2 880 493
233 IDPEK	Pekanbaru (rumbai)	970 546	8 585 715	985 137	8 417 793
235 IDSUQ	Sungai Guntung	499 600	10 664 820	1 997 629	20 399 477
242 IDTEM	Tembilahan	397 733	3 692 547	1 024 401	10 797 207
243 IDKEN	Kuala Enok	0	25	0	2 488
244 IDRGA	Pengat	1 072 689	11 121 488	129 923	3 671 982
261 IDPKU	Simpang Tiga (u)	2 257	10 704	269 667	1 429 626
273 IDPAK	Pekan Baru	9 361 323	40 185 826	10 727 102	78 580 845
277 IDBUN	Buatan	4 331 710	16 154 759	1 194 210	5 776 254
278 IDPWG	Perawang, Sumatra	50 914 658	472 092 873	36 526 919	293 308 443
	<b>JAM BI</b>	<b>24 335 866</b>	<b>115 018 608</b>	<b>38 846 682</b>	<b>101 634 562</b>
291 IDKTK	Kuala Tungkal	21 272 664	97 024 749	15 752 486	61 293 844
292 IDMSA	Muara Sabak	1 761 318	8 301 360	1 140 130	5 487 468
293 IDDJM	Jambi	1 301 884	9 692 499	21 954 066	34 853 250
	<b>SUM ATERA SELATAN</b>	<b>64 873 876</b>	<b>393 591 104</b>	<b>50 753 571</b>	<b>311 777 816</b>
326 IDPLA	Palembang - Plaju	212 979	348 630	420 666	1 705 613
334 IDPLM	Sm.badaruddin (u)	3 400	123 083	53 025	12 706 919
340 IDMRI	Musi River/boom Baru	64 657 497	393 119 391	50 279 880	297 365 284
	<b>BENGGULU</b>	<b>12 150 879</b>	<b>37 064 548</b>	<b>3 404 668</b>	<b>14 277 305</b>
361 IDBKU	Bengkulu	12 150 879	37 064 548	3 404 668	14 277 305
	<b>LAM PUNG</b>	<b>438 739 283</b>	<b>2 260 030 881</b>	<b>316 847 712</b>	<b>1 925 495 475</b>
364 IDKTA	Kota Agung	188 943 366	1 036 919 500	156 325 692	912 555 134
395 IDPJG	Panjang	249 795 917	1 223 111 381	160 522 020	1 012 940 341
	<b>BANGKA BELITUNG</b>	<b>3 802 374</b>	<b>30 830 236</b>	<b>10 895 446</b>	<b>33 252 250</b>
321 IDMUO	Muntok	0	428 722	0	2 218 606
323 IDPGX	Pangkal Balam	2 814 374	24 244 193	8 185 062	21 995 433
328 IDTPD	Tanjung Pandan	988 000	6 157 321	2 710 384	9 038 211
	<b>KEPULAUAN RIAU</b>	<b>543 360 548</b>	<b>4 244 240 388</b>	<b>973 577 331</b>	<b>7 652 557 969</b>
248 IDTBK	Tg Balai Karimun	515 611	52 023 061	995 527	156 433 271
250 IDTAN	Tanjung Uban	177 506 804	1 554 187 082	182 197 943	1 535 536 357
251 IDTPN	Tanjung Pinang	738 512	6 972 113	833 626	25 995 266
252 IDTER	Terempa	63 386	9 238 030	316 439	29 339 279
254 IDTBT	Tanjung Batu, Riau	894 155	3 458 939	6 359 018	22 852 568
257 IDBPD	Belakang Padang	0	1	0	327
258 IDBTU	Batu Ampar	199 752 103	1 387 932 040	446 459 393	3 054 447 654
262 IDTNJ	Kijang (u)	0	1 967	0	5 296
263 IDPAS	Pasir Panjang	0	105 461	0	501 935
265 IDSKP	Sekupang	33 214 593	278 604 344	245 135 881	1 865 172 511
266 IDNON	Nongsa	0	3 306 380	0	34 088
267 IDKAB	Kabil/panau	130 566 777	947 780 924	64 452 692	761 548 283
271 IDBTH	Hang Nadim (u)	108 607	630 046	26 826 812	200 691 134
	<b>DKI JAKARTA</b>	<b>3 410 226 964</b>	<b>22 351 579 750</b>	<b>8 578 001 759</b>	<b>54 362 097 834</b>
431 IDTPP	Tanjung Priok	3 370 869 639	22 158 746 020	7 316 707 169	46 722 743 277
432 IDKLB	Kalibaru	24 725 001	102 672 593	18 729 364	123 542 378
433 IDJKT	Jakarta / Pasar Ikan	2 937 924	13 788 795	10 989 311	70 244 916
434 IDCGK	Sukarno Hatta (u)	11 489 696	75 339 209	1 216 186 585	7 312 901 056

**I.5. IMPOR MENURUT PROPINSI DAN PELABUHAN BONGKAR**  
**IMPORT BY PROVINCE AND PORT OF IMPORTATION**  
**\*\*\* JULI/ JULY 2013 \*\*\***

Kode	Pelabuhan Bongkar Port of Importation	Berat bersih / Net weight (Kg)		Nilai / Value C.I.F ( U S \$ )	
		Bulan ini Current month	Kumulatif Cum. Jan. to	Bulan ini Current month	Kumulatif Cum. Jan. to
436	IDHLP Hlm. Perdana Kusuma	204 704	1 033 133	15 389 330	132 666 207
	<b>JAWA BARAT</b>	<b>229 626 715</b>	<b>1 274 457 334</b>	<b>252 078 626</b>	<b>1 190 765 673</b>
463	IDCBN Cirebon/pengguna	21 358 210	87 695 764	7 564 794	14 791 060
464	IDERT Eretan	0	2 808 075	0	3 017 120
466	IDBDO Husein Sastranegara	73 304	393 156	747 766	4 241 637
467	IDBLG Balongan	208 168 991	1 183 377 847	173 126 331	1 097 583 913
468	IDBND Bandung(ptt/gd Bage)	26 210	182 492	70 639 735	71 131 943
	<b>JAWA TENGAH</b>	<b>1 543 979 410</b>	<b>9 357 014 832</b>	<b>1 575 678 683</b>	<b>9 234 238 868</b>
494	IDTES Tanjung Emas	422 132 463	2 583 006 838	616 286 933	3 291 324 387
495	IDCXP Cilacap	1 118 640 991	6 745 604 260	956 659 035	5 910 885 032
496	IDSRG Achmad Yani (u)	31 314	154 921	504 818	2 250 193
497	IDSMR Semarang (ptt)	3 173 297	28 224 174	2 047 754	28 985 809
498	IDSOC Jebres/adi Sumarmo	1 345	24 639	180 143	793 447
	<b>D I YOGYAKARTA</b>	<b>3 299</b>	<b>17 166</b>	<b>137 921</b>	<b>704 321</b>
531	IDJOG Adi Sucipto (u)	2 435	16 302	115 873	682 273
532	IDJOK Yogyakarta (ptt)	864	864	22 048	22 048
	<b>JAWA TIM UR</b>	<b>2 896 589 589</b>	<b>16 324 932 638</b>	<b>2 434 499 824</b>	<b>14 328 573 908</b>
561	IDTUB Tuban	487 289 377	1 967 439 552	432 622 181	1 804 900 627
562	IDGRE Gresik	492 341 760	2 472 833 083	205 328 603	1 147 785 040
563	IDTPE Tanjung Perak	1 914 199 722	11 082 090 211	1 745 339 496	10 344 883 069
564	IDPAZ Pasuruan	0	41 654 310	0	38 953 641
566	IDPRN Panarukan	0	470 021 847	0	458 766 971
567	IDBJU Banyuwangi	0	264 333 705	0	228 221 336
573	IDPAC Pacitan	0	14 880 000	0	13 000 000
576	IDKLG Kalianget	1 016 000	1 016 000	1 124 385	1 124 385
587	IDSJB Surabaya /juanda (u)	1 007 026	6 607 120	46 692 107	279 248 975
588	IDSUR Surabaya (ptt)	735 704	4 056 810	3 393 052	11 689 864
	<b>BANTEN</b>	<b>1 519 073 992</b>	<b>11 279 016 729</b>	<b>1 036 078 812</b>	<b>7 697 144 505</b>
461	IDMRK Merak	772 824 013	4 511 078 530	643 944 282	4 011 791 485
473	IDCGD Cigading	595 351 033	5 824 494 591	249 993 924	2 748 749 176
471	IDTLN Tanjung Leneng	150 898 946	943 443 608	142 140 606	936 603 844
	<b>B A L I</b>	<b>4 413 483</b>	<b>38 879 547</b>	<b>9 376 131</b>	<b>107 871 130</b>
613	IDBOA Benoa/loloan	4 294 703	28 922 163	5 804 752	33 002 735
618	IDCBW Celukan Bawang	0	7 238 502	0	8 914 129
620	IDDPS Ngurah Rai (u)	118 780	2 718 882	3 571 379	65 954 266
	<b>NUSA TENGGARA BARAT</b>	<b>11 116 785</b>	<b>99 061 638</b>	<b>17 229 593</b>	<b>114 836 268</b>
655	IDBMU Bima	2 002 809	24 609 724	13 977 042	99 678 420
660	IDLEM Lembar	4 931 642	61 039 580	476 386	8 763 294
663	IDBDS Badas Sumbawa	1 169 000	8 099 000	796 405	2 822 044
665	IDLKS Lombok	3 013 334	5 313 334	1 979 760	3 572 510
	<b>NUSA TENGGARA TIM UR</b>	<b>999 922</b>	<b>55 471 376</b>	<b>687 376</b>	<b>21 019 972</b>
681	IDKOE Kupang / El-tari (u)	0	24 489	0	72 935
683	IDM OF Maumere	999 922	4 999 456	687 376	3 604 556
685	IDWGP Waingapu	0	50 217 901	0	17 284 451
686	IDATA Atapupu	0	229 530	0	58 030
	<b>KALIMATAN BARAT</b>	<b>73 830 404</b>	<b>348 903 636</b>	<b>55 999 510</b>	<b>297 489 227</b>
714	IDPON Pontianak	60 971 019	306 707 103	41 133 964	253 355 626
715	IDKTG Ketapang K. Barat	0	4 633	0	65 600
721	IDKDW Kendawangan	9 388 695	29 580 762	11 625 267	32 253 066
722	IDPNK Supadio (u)	0	1 968	0	9 964
723	IDTKA Telok Air	3 470 690	12 609 170	3 240 279	11 804 971
	<b>KALIMANTAN TENGAH</b>	<b>8 925 078</b>	<b>34 234 778</b>	<b>18 207 812</b>	<b>59 404 963</b>
744	IDKUM Kumai	3 233 776	3 715 525	5 140 625	7 854 942
746	IDSMQ Sampit	2 447 979	23 568 388	3 555 664	32 726 558
750	IDPPS Pulang Pisau	3 243 323	6 950 865	9 511 523	18 823 463
	<b>KALIMANTAN SELATAN</b>	<b>386 161 591</b>	<b>2 032 852 717</b>	<b>382 247 769</b>	<b>1 938 391 847</b>
771	IDBAN Banjarmasin	24 605 485	132 722 896	59 439 178	206 031 810
773	IDKTB Kotabaru	361 556 106	1 900 118 491	322 808 591	1 732 305 091
775	IDBLC Batu Licin	0	11 277	0	39 276
777	IDBDJ Samsudin Noor (u)	0	53	0	15 670
	<b>KALIMANTAN TIM UR</b>	<b>768 022 906</b>	<b>5 691 684 432</b>	<b>770 174 721</b>	<b>5 862 882 191</b>
803	IDBPP Balikpapan	561 898 643	4 548 084 295	560 014 672	4 559 337 557

**I.5. IM POR M ENURUT PROPINSI DAN PELABUHAN BONGKAR**  
**IM PORT BY PROVINCE AND PORT OF IM PORTATION**  
**\*\*\* JULI / JULY 2013 \*\*\***

Kode	Pelabuhan Bongkar Port of Importation	Berat bersih / Net weight (Kg)		Nilai / Value C.I.F (U S \$)	
		Bulan ini Current month	Kumulatif Cum. Jan. to	Bulan ini Current month	Kumulatif Cum. Jan. to
805	IDSRD Samarinda	20 224 929	224 220 781	28 486 197	262 854 094
806	IDTRD Tanjung Redep	999 922	65 214 311	800 038	11 145 895
807	IDTJS Tanjung Selor	17 199 999	51 299 999	108 564	331 626
808	IDLIN Lingkas Tarakan	46 002 421	150 548 183	17 025 844	62 655 772
809	IDNNX Nunukan	14 904 998	100 241 435	118 372	1 104 523
812	IDBYQ Bunyu	3 000	18 907 005	22 821	645 840
813	IDTSG Tanjung Sangata	98 494 063	505 936 315	95 325 505	592 964 130
814	IDBPN Sepinggau (u)	335 515	2 110 933	19 779 842	123 310 957
815	IDTRK Tarakan (u)	0	2 862	0	21 425
817	IDBTG Bontang	7 959 416	24 418 648	48 492 866	245 167 301
826	IDSKI Sangkulirang	0	638 500	0	2 675 015
996	IDBEJ Berau	0	61 165	0	668 056
	<b>SULAWESI UTARA</b>	<b>58 562 980</b>	<b>98 420 548</b>	<b>14 288 767</b>	<b>70 944 392</b>
835	IDBIT Bitung	58 560 283	98 408 481	14 020 274	70 301 172
843	IDMDC Sam Ratulangi (u)	2 697	12 067	268 493	643 220
	<b>SULAWESI TENGAH</b>	<b>1 750 000</b>	<b>4 512 791</b>	<b>1 172 500</b>	<b>8 882 186</b>
877	IDPAT Pantoloan	1 750 000	4 512 791	1 172 500	8 882 186
	<b>SULAWESI SELATAN</b>	<b>138 637 229</b>	<b>691 753 182</b>	<b>72 535 434</b>	<b>937 807 961</b>
892	IDPAP Pare-pare	0	3 601 040	0	6 394 255
893	IDUJU Ujungpandang	101 902 438	499 510 225	41 945 108	581 501 019
897	IDMLI Malili, Sulawesi	36 734 618	188 573 466	30 580 346	213 343 699
904	IDUPG Hasanuddin (u)	173	68 451	9 980	136 568 988
	<b>SULAWESI TENGGARA</b>	<b>30 499 673</b>	<b>222 143 467</b>	<b>41 065 536</b>	<b>244 168 414</b>
921	IDBUW Bau-bau	30 499 673	214 191 545	41 065 536	227 515 030
922	IDKDR Kendari	0	7 951 922	0	16 653 384
	<b>GORONTALO</b>	<b>0</b>	<b>19 854 000</b>	<b>0</b>	<b>13 515 550</b>
841	IDGOR Gorontalo	0	19 854 000	0	13 515 550
	<b>SULAWESI BARAT</b>	<b>0</b>	<b>548 430</b>	<b>0</b>	<b>4 492 551</b>
899	IDMJU Mamuju	0	548 430	0	4 492 551
	<b>MALUKU</b>	<b>34 633 799</b>	<b>208 994 968</b>	<b>34 351 684</b>	<b>212 584 645</b>
946	IDAMB Ambon	34 633 116	208 648 829	34 230 798	211 572 181
949	IDLUV Tual	0	341 116	0	883 078
954	IDAMQ Pattimura/laha (u)	683	5 023	120 886	129 386
	<b>MALUKU UTARA</b>	<b>29 969</b>	<b>4 374 172</b>	<b>199 832</b>	<b>2 431 519</b>
941	IDTOB Tobelo	0	1 499 960	0	1 060 847
942	IDTTE Ternate	29 969	2 838 131	199 832	1 118 487
962	IDOBI Obi Island	0	36 081	0	252 185
	<b>PAPUA BARAT</b>	<b>99 122</b>	<b>7 367 104</b>	<b>95 255</b>	<b>24 915 546</b>
971	IDSOR Sorong	99 122	7 361 088	95 255	24 354 786
977	IDKNG Kaimana	0	3 818	0	7 135
982	IDSQO Sorong / Jefman (u)	0	113	0	540 400
985	IDNTI Bintuni, Irian Jaya	0	2 085	0	13 225
	<b>PAPUA</b>	<b>1 560</b>	<b>61 527 144</b>	<b>530</b>	<b>266 447 711</b>
979	IDMKQ Merauke	0	690 072	0	900 743
980	IDTIM Amamapare	0	60 830 712	0	265 532 599
983	IDDJ Jayapura / Sentani	1 560	1 560	530	530
989	IDKMM Kimam, Irian Jaya	0	4 800	0	13 839
	<b>TOTAL IMPORT</b>	<b>13 229 872 058</b>	<b>83 823 990 901</b>	<b>17 416 991 671</b>	<b>111 827 636 968</b>

**I.6 IM POR KOM ODITI MENURUT NEGARA ASAL / IMPORT BY COUNTRY OF ORIGIN  
DAN LIM A GOLONGAN BARANG (SITC) UTAMA / AND FIVE MAJOR SITC COMMODITY GROUP  
\*\* JULI / JULY 2013 \*\***

Negara Asal/ SITC/ Uraian Golongan Barang <i>Country of Origin/ SITC/ group Description</i>	Berat Bersih / <i>Net Weight (Kg)</i>		Nilai CIF / <i>CIF Value (US\$)</i>	
	Bulan ini <i>Current month</i>	Kumulatif <i>Cum. Jan to date</i>	Bulan ini <i>Current month</i>	Kumulatif <i>Cum. Jan to date</i>
<b>JAPAN</b>				
782 Motor Vehicle For The Transportation Of Goods	13 930 966	81 235 368	134 958 740	833 761 116
784 Parts And Accessories Of The Motor Vehicles	9 180 733	57 805 502	127 383 425	833 111 141
673 Flat Rolled Products, Not Clad	131 991 059	814 441 985	106 730 807	650 079 579
713 Internal Combustion Piston Engines And Parts	6 610 552	39 574 652	83 806 016	533 932 299
781 Passengger Motor Cars	5 164 080	41 300 529	62 433 003	479 644 055
LAINNYA	345 389 948	2 175 655 984	1 257 491 019	8 335 234 007
<b>SUB TOTAL</b>	<b>512 267 338</b>	<b>3 210 014 020</b>	<b>1 772 803 010</b>	<b>11 665 762 197</b>
<b>HONG KONG</b>				
655 Knitted Or Crocheted Fabrics	2 478 389	16 053 851	21 346 722	138 949 428
652 Cotton Fabrics, Woven	1 579 617	10 877 873	15 284 024	111 289 879
764 Telecommunication Equipments And Parts	531 307	2 672 866	16 638 993	90 954 984
772 Electrical Apparatus For Making And Breaking Electrical Circuits	198 745	1 530 857	9 736 263	63 394 932
776 Thermionic, Cold Cathode, And Photo Cathode Valves/tubes	49 301	468 910	7 156 168	58 295 229
LAINNYA	20 163 474	189 435 159	93 392 577	709 205 526
<b>SUB TOTAL</b>	<b>25 000 833</b>	<b>221 039 516</b>	<b>163 554 747</b>	<b>1 172 089 978</b>
<b>KOREA, DEM. PEOPLE'S REP.</b>				
335 Residual Petroleum Products, And Related Materials	0	5 464 439	0	6 696 540
334 Petroleum Products, Refined	0	2 817 464	0	3 302 030
512 Alcohols,phenols,phenol-alcohols And Their Halogenated	0	1 048 380	0	1 436 281
511 Hydrocarbon And Their Halogenated, Nitrated Derivatives	0	519 562	0	727 536
679 Tubes, Pipes, Hollow Profile, Pipe Fitting Of Iron/steel	0	13 601	0	186 790
LAINNYA	120 345	582 179	88 076	584 660
<b>SUB TOTAL</b>	<b>120 345</b>	<b>10 445 625</b>	<b>88 076</b>	<b>12 933 837</b>
<b>KOREA, REPUBLIC OF</b>				
334 Petroleum Products, Refined	54 809 287	1 422 487 865	52 244 266	1 306 897 742
673 Flat Rolled Products, Not Clad	109 096 503	646 127 140	76 565 531	446 838 454
655 Knitted Or Crocheted Fabrics	3 463 942	28 415 430	32 020 700	259 254 759
333 Petroleum Oil, Crude	114 308 359	274 157 074	94 278 470	238 825 670
232 Synthetic Rubber Latex, Synthetic/ reclaimed Rubber	10 081 041	73 841 668	23 617 803	180 950 246
LAINNYA	354 516 866	1 786 494 518	664 592 956	4 593 447 123
<b>SUB TOTAL</b>	<b>646 275 998</b>	<b>4 231 523 695</b>	<b>943 319 726</b>	<b>7 026 213 994</b>
<b>TAIWAN</b>				
334 Petroleum Products, Refined	128 151 319	253 538 313	110 783 904	254 918 229
673 Flat Rolled Products, Not Clad	39 028 193	261 056 133	27 808 958	176 415 759
764 Telecommunication Equipments And Parts	198 438	2 653 047	28 260 222	163 445 816
655 Knitted Or Crocheted Fabrics	1 526 351	12 041 138	13 923 693	114 515 659
653 Fabrics, Woven, Of Man-made Fibres	1 234 692	8 603 967	12 413 917	103 569 089
LAINNYA	206 943 669	1 070 901 965	337 242 373	1 943 212 670
<b>SUB TOTAL</b>	<b>377 082 662</b>	<b>1 608 794 563</b>	<b>530 433 067</b>	<b>2 756 077 222</b>
<b>CHINA</b>				
764 Telecommunication Equipments And Parts	8 713 437	50 400 247	376 305 887	2 035 231 760
752 Automatic Data Processing Machines And Their Units	2 651 331	27 261 077	134 473 570	1 057 579 170
676 Iron/steel Bars, Rods, Angels, Shaped And Sections	127 090 098	859 501 231	81 876 201	555 556 194
778 Electrical Machinery And Apparatus	11 746 639	67 402 348	88 177 912	458 794 133
741 Heating And Cooling Equipments And Parts	11 254 675	77 831 839	60 446 324	366 373 307
LAINNYA	1 311 491 862	7 203 291 718	2 299 923 396	13 127 640 885
<b>SUB TOTAL</b>	<b>1 472 948 042</b>	<b>8 285 688 460</b>	<b>3 041 203 290</b>	<b>17 601 175 449</b>
<b>MONGOLIA</b>				
793 Ships, Boats, And Floating Structures	0	20 625 000	0	2 837 340
687 Tin	0	3 355	0	64 333
551 Essential Oils, Perfumes, And Flavour Materials	310	310	16 629	16 629
742 Pumps For Liquid And Parts	0	1	0	8 400
LAINNYA	0	0	0	0
<b>SUB TOTAL</b>	<b>310</b>	<b>20 628 666</b>	<b>16 629</b>	<b>2 926 702</b>
<b>MACAU</b>				
652 Cotton Fabrics, Woven	26 851	273 975	209 998	2 025 624

**I.6 IM POR KOM ODITI M ENURUT NEGARA ASAL / IM PORT BY COUNTRY OF ORIGIN  
DAN LIMA GOLONGAN BARANG (SITC) UTAMA / AND FIVE MAJOR SITC COMMODITY GROUP  
\*\* JULI / JULY 2013 \*\***

Negara Asal/ SITC/ Uraian Golongan Barang <i>Country of Origin/ SITC/ group Description</i>	Berat Bersih / <i>Net Weight (Kg)</i>		Nilai CIF / <i>CF Value (US\$)</i>	
	Bulan ini <i>Current month</i>	Kumulatif <i>Cum. Jan to date</i>	Bulan ini <i>Current month</i>	Kumulatif <i>Cum. Jan to date</i>
851 Footwears	1 524	14 663	25 582	252 315
651 Textile Yarns	0	16 168	0	131 243
655 Knitted Or Crocheted Fabrics	49	15 857	875	113 124
682 Copper	17 788	17 788	70 000	70 000
LAINNYA	1 809	16 892	25 430	303 546
<b>SUB TOTAL</b>	<b>48 021</b>	<b>355 343</b>	<b>331 885</b>	<b>2 895 852</b>
<b>PAPUA NEW GUINEA</b>				
283 Copper Ores And Concentrates	0	21 662 000	0	57 094 365
072 Cocoa	375 000	2 340 000	914 884	5 695 206
282 Waste And Scrap Metal Of Iron/steel	1 279 058	5 997 880	512 589	2 490 066
223 Oil Seeds Use For Extraction Of Other Fixed Vegetable Oils	862	5 034	121 550	765 337
716 Rotating Electric Plants And Parts	0	28 635	0	318 397
LAINNYA	137 552	854 565	123 900	1 374 457
<b>SUB TOTAL</b>	<b>1 792 472</b>	<b>30 888 114</b>	<b>1 672 923</b>	<b>67 737 828</b>
<b>THAILAND</b>				
781 Passengger Motor Cars	10 362 560	67 239 719	117 212 627	766 154 774
784 Parts And Accessories Of The Motor Vehicles	9 881 742	72 784 389	92 661 406	660 990 037
061 Sugar, Molasses, And Honey	81 087 400	1 060 108 585	42 863 520	557 715 647
511 Hydrocarbon And Their Halogenated, Nitrated Derivatives	27 689 989	255 556 974	34 671 553	343 003 722
741 Heating And Cooling Equipments And Parts	7 690 411	40 158 403	50 850 134	279 254 416
LAINNYA	458 780 805	2 956 934 973	662 315 317	4 193 044 912
<b>SUB TOTAL</b>	<b>595 492 907</b>	<b>4 452 783 043</b>	<b>1 000 574 557</b>	<b>6 800 163 508</b>
<b>SINGAPORE</b>				
334 Petroleum Products, Refined	1 433 588 681	8 825 950 526	1 404 191 388	8 703 959 803
772 Electrical Apparatus For Making And Breaking Electrical Circuits	1 628 464	10 435 831	61 626 882	401 071 433
776 Thermionic, Cold Cathode, And Photo Cathode Valves/tubes	565 912	3 699 981	56 714 277	353 915 227
511 Hydrocarbon And Their Halogenated, Nitrated Derivatives	22 114 677	219 504 090	30 411 903	317 007 821
575 Other Plastics In Primary Forms	24 320 898	169 264 736	42 275 261	287 396 874
LAINNYA	317 556 961	2 263 444 265	794 705 756	5 005 133 280
<b>SUB TOTAL</b>	<b>1 799 775 593</b>	<b>11 492 299 429</b>	<b>2 389 925 467</b>	<b>15 068 484 438</b>
<b>PHILIPPINES</b>				
784 Parts And Accessories Of The Motor Vehicles	540 255	4 349 933	6 079 309	50 416 407
122 Tobacco, Manufactured	313 642	3 541 023	2 472 357	27 189 258
682 Copper	499 014	3 490 028	3 553 215	27 127 102
593 Explosive And Pyrotechnic Products	117 840	1 176 548	2 586 871	21 996 029
776 Thermionic, Cold Cathode, And Photo Cathode Valves/tubes	14 727	86 793	2 099 155	20 609 193
LAINNYA	15 185 680	116 477 236	49 233 329	320 158 482
<b>SUB TOTAL</b>	<b>16 671 158</b>	<b>129 121 561</b>	<b>66 024 236</b>	<b>467 496 471</b>
<b>MALAYSIA</b>				
334 Petroleum Products, Refined	819 852 569	3 686 644 809	758 278 384	3 506 641 001
333 Petroleum Oil, Crude	387 303 244	910 155 050	312 793 761	739 710 470
575 Other Plastics In Primary Forms	17 128 468	95 560 712	26 558 813	150 884 101
511 Hydrocarbon And Their Halogenated, Nitrated Derivatives	14 694 435	101 814 235	19 080 779	139 091 661
512 Alcohols,phenols,phenol-alcohols And Their Halogenated	25 821 069	156 802 377	21 909 920	130 497 909
LAINNYA	468 846 406	2 923 821 482	524 453 420	3 320 710 115
<b>SUB TOTAL</b>	<b>1 733 646 191</b>	<b>7 874 798 665</b>	<b>1 663 075 077</b>	<b>7 987 535 257</b>
<b>MYANMAR</b>				
054 Vegetables, Fresh, Chilled, Frozen Or Simply Preserved	5 321 593	42 284 400	5 158 840	39 171 676
682 Copper	699 582	699 582	4 964 269	4 964 269
042 Rice	0	8 225 000	0	2 842 750
222 Oil Seeds Use For Extraction Ofsoft Fixed Vegetable Oils	182 278	1 158 251	168 250	1 558 965
763 Sound Recorders Or Reproducers	0	971 770	0	1 222 210
LAINNYA	158 975	3 900 104	90 821	2 490 012
<b>SUB TOTAL</b>	<b>6 362 428</b>	<b>57 239 107</b>	<b>10 382 180</b>	<b>52 249 882</b>
<b>CAMBODIA</b>				
121 Tobacco, Unmanufactured And Refused	712 010	1 009 010	2 282 614	3 532 984

**I.6 IM POR KOM ODITI MENURUT NEGARA ASAL / IMPORT BY COUNTRY OF ORIGIN  
DAN LIMA GOLONGAN BARANG (SITC) UTAMA / AND FIVE MAJOR SITC COMMODITY GROUP  
\*\* JULI / JULY 2013 \*\***

Negara Asal/ SITC/ Uraian Golongan Barang <i>Country of Origin/ SITC/ group Description</i>	Berat Bersih / Net Weight (Kg)		Nilai CIF/ CIF Value (US\$)	
	Bulan ini <i>Current month</i>	Kumulatif <i>Cum. Jan to date</i>	Bulan ini <i>Current month</i>	Kumulatif <i>Cum. Jan to date</i>
841 Men's Coats/jackets, Not Knitted	11 744	51 437	306 636	1 423 990
845 Articles Of Apparel	5 947	32 402	210 411	1 331 970
851 Footwears	4 870	27 763	149 642	722 364
652 Cotton Fabrics, Woven	35 203	71 594	323 025	694 000
LAINNYA	31 446	159 406	566 286	2 187 442
<b>SUB TOTAL</b>	<b>801 220</b>	<b>1 351 612</b>	<b>3 838 614</b>	<b>9 892 750</b>
<b>BRUNEI DARUSSALAM</b>				
333 Petroleum Oil, Crude	0	317 499 000	0	262 407 545
512 Alcohols,phenols,phenol-alcohols And Their Halogenated	0	7 507 636	0	2 930 632
282 Waste And Scrap Metal Of Iron/steel	0	3 338 610	0	1 342 197
562 Fertilizers, Manufactured	0	400 000	0	206 000
251 Pulp And Waste Paper	227 480	315 280	42 766	66 358
LAINNYA	4 947	117 398	11 075	249 921
<b>SUB TOTAL</b>	<b>232 427</b>	<b>329 177 924</b>	<b>53 841</b>	<b>267 202 653</b>
<b>LAO PEOPLE'S DEM. REP.</b>				
122 Tobacco, Manufactured	0	411 300	0	2 360 879
121 Tobacco, Unmanufactured And Refused	0	316 800	0	1 520 640
071 Coffee And Coffee Substitutes	0	288 000	0	642 552
892 Printed Matter	0	110	0	23 871
042 Rice	0	23 000	0	18 975
LAINNYA	15	6 560	641	58 389
<b>SUB TOTAL</b>	<b>15</b>	<b>1 045 770</b>	<b>641</b>	<b>4 625 306</b>
<b>NEPAL</b>				
642 Paper And Paperboard Cut To Size/shape And Article Of Papers	0	1 195	0	35 881
831 Travel Goods	0	5	0	12 477
895 Office And Stationery Supplies	1 418	1 418	11 130	11 130
846 Clothing Accessories Of Textiles Fabrics	0	29	0	10 886
882 Photographic And Chinematographic Supplies	50	50	1 179	1 179
LAINNYA	55	150	329	970
<b>SUB TOTAL</b>	<b>1 523</b>	<b>2 847</b>	<b>12 638</b>	<b>72 523</b>
<b>VIET NAM</b>				
764 Telecommunication Equipments And Parts	187 412	953 017	64 200 758	297 793 897
752 Automatic Data Processing Machines And Their Units	263 509	1 254 914	59 434 816	206 881 427
674 Flat Rolled Products, Clad Or Plated	24 033 843	137 053 273	22 145 176	127 769 300
661 Lime,cement And Fabricated Construction Materials	175 952 609	1 292 982 729	12 274 351	102 965 228
042 Rice	2 150 000	96 339 575	886 740	52 855 414
LAINNYA	65 683 383	431 692 626	116 240 767	791 767 137
<b>SUB TOTAL</b>	<b>268 270 756</b>	<b>1 960 276 134</b>	<b>275 182 608</b>	<b>1 580 032 403</b>
<b>MALDIVES</b>				
896 Works Of Art, Collectors Pieces And Antiques	0	306	0	5 262
122 Tobacco, Manufactured	0	3	0	120
LAINNYA	0	0	0	0
<b>SUB TOTAL</b>	<b>0</b>	<b>309</b>	<b>0</b>	<b>5 382</b>
<b>INDIA</b>				
044 Maize, Unmilled	160 080 835	1 331 457 596	45 569 366	399 106 297
764 Telecommunication Equipments And Parts	98 889	1 051 584	8 089 310	279 824 205
222 Oil Seeds Use For Extraction Ofsoft Fixed Vegetable Oils	26 779 553	146 649 834	31 035 945	170 396 962
511 Hydrocarbon And Their Halogenated, Nitrated Derivatives	15 656 275	96 837 812	21 299 753	148 906 703
334 Petroleum Products, Refined	1 075 412	106 686 549	1 433 001	113 822 220
LAINNYA	153 586 793	1 570 341 649	193 865 560	1 418 190 725
<b>SUB TOTAL</b>	<b>357 277 757</b>	<b>3 253 025 024</b>	<b>301 292 935</b>	<b>2 530 247 112</b>
<b>PAKISTAN</b>				
042 Rice	4 420 000	63 448 000	1 620 440	25 297 495
288 Non-ferrous Base Metal Waste And Scraps	0	3 347 678	0	24 611 962
263 Cotton	636 530	8 883 230	1 186 641	15 013 513
652 Cotton Fabrics, Woven	43 236	1 680 526	234 575	11 635 015



**I.6 IMPOR KOMODITI MENURUT NEGARA ASAL / IMPORT BY COUNTRY OF ORIGIN  
DAN LIMA GOLONGAN BARANG (SITC) UTAMA / AND FIVE MAJOR SITC COMMODITY GROUP  
\*\* JULI / JULY 2013 \*\***

Negara Asal/ SITC/ Uraian Golongan Barang <i>Country of Origin/ SITC/ group Description</i>	Berat Bersih / <i>Net Weight (Kg)</i>		Nilai CIF / <i>CF Value (US\$)</i>	
	Bulan ini <i>Current month</i>	Kumulatif <i>Cum. Jan to date</i>	Bulan ini <i>Current month</i>	Kumulatif <i>Cum. Jan to date</i>
611 Leathers	31 476	205 803	762 930	6 234 471
LAINNYA	2 048 832	23 786 953	2 759 733	32 704 894
SUB TOTAL	7 180 074	101 352 190	6 564 319	115 497 350
<b>BANGLADESH</b>				
334 Petroleum Products, Refined	18 997 282	18 997 282	16 847 360	16 847 360
651 Textile Yarns	2 084 018	11 696 771	1 855 956	10 492 409
658 Made-up Articles, Wholly/ chiefly Of Textile Materials	774 993	6 777 388	672 977	5 826 523
673 Flat Rolled Products, Not Clad	996 890	5 983 145	805 013	4 661 236
121 Tobacco, Unmanufactured And Refused	255 420	890 417	1 270 092	3 946 375
LAINNYA	333 021	1 874 852	2 466 650	14 451 363
SUB TOTAL	23 441 624	46 219 855	23 918 048	56 225 266
<b>SRI LANKA</b>				
046 Meal And Flour Of Wheat And Flour Of Meslin	892 500	45 331 500	375 368	21 364 874
121 Tobacco, Unmanufactured And Refused	15 781	42 210	520 218	3 416 578
792 Aircraft And Associated Equipments And Parts	19 000	19 011	1 200 000	1 200 150
845 Articles Of Apparel	3 373	27 619	150 827	1 123 870
074 Tea And Mate	32 511	105 561	130 136	1 058 096
LAINNYA	206 929	1 777 117	885 946	5 672 654
SUB TOTAL	1 170 094	47 303 018	3 262 495	33 836 222
<b>AFGHANISTAN</b>				
743 Pumps, Compressors, Fans, Blowers, Centrifuges, And Parts	67	67	9 493	9 493
773 Equipment For Distributing Electricity	0	192	0	2 824
695 Tools For Used In The Hand Or In Machines	0	125	0	1 460
749 Non-electric Parts And Accessories Of Machineries	0	4	0	154
845 Articles Of Apparel	0	3	0	67
LAINNYA	0	1	0	27
SUB TOTAL	67	392	9 493	14 025
<b>INDONESIA</b>				
851 Footwears	313 676	1 012 784	3 472 757	11 249 006
778 Electrical Machinery And Apparatus	44 474	424 958	4 333 633	8 303 678
772 Electrical Apparatus For Making And Breaking Electrical Circuits	114 929	285 209	3 366 839	7 912 494
763 Sound Recorders Or Reproducers	242	28 734	48 117	4 937 615
676 Iron/ steel Bars, Rods, Angels, Shaped And Sections	477 471	2 942 607	675 662	4 189 847
LAINNYA	1 965 164	14 637 987	11 647 381	61 345 865
SUB TOTAL	2 915 956	19 332 279	23 544 389	97 938 505
<b>IRAQ</b>				
333 Petroleum Oil, Crude	0	6	0	382
663 Mineral Manufactures	106	106	192	192
LAINNYA	0	0	0	0
SUB TOTAL	106	112	192	574
<b>IRAN (ISLAMIC REPUBLIC OF)</b>				
522 Inorganic Chemical Elements, Oxides And Halogen Salts	0	70 795 226	0	33 928 749
714 Engines And Motors, Non-electric And Parts	0	81 427	0	22 229 545
335 Residual Petroleum Products, And Related Materials	546 955	16 478 866	391 834	9 608 008
278 Other Crude Minerals	1 026 740	9 092 004	554 440	4 889 004
334 Petroleum Products, Refined	0	3 256 845	0	4 733 891
LAINNYA	731 037	8 783 750	384 514	6 493 198
SUB TOTAL	2 304 732	108 488 118	1 330 788	81 882 395
<b>SAUDI ARABIA</b>				
333 Petroleum Oil, Crude	501 236 930	2 542 550 097	418 827 807	2 204 796 594
334 Petroleum Products, Refined	83 928 744	431 479 736	74 613 850	421 273 261
511 Hydrocarbon And Their Halogenated, Nitrated Derivatives	44 966 420	215 506 001	58 840 104	283 945 618
342 Liquefied Propane And Butane	46 653 820	277 516 046	38 470 047	250 984 543
575 Other Plastics In Primary Forms	14 704 130	71 314 778	20 913 739	101 072 450
LAINNYA	24 564 547	181 050 461	29 777 490	191 357 764
SUB TOTAL	716 054 591	3 719 417 119	641 443 037	3 453 430 230

**I.6 IM POR KOM ODITI MENURUT NEGARA ASAL / IMPORT BY COUNTRY OF ORIGIN  
DAN LIM A GOLONGAN BARANG (SITC) UTAMA / AND FIVE MAJOR SITC COMMODITY GROUP  
\*\* JULI / JULY 2013 \*\***

Negara Asal/ SITC/ Uraian Golongan Barang Country of Origin/ SITC/ group Description	Berat Bersih / Net Weight (Kg)		Nilai CIF / CIF Value (US\$)	
	Bulan ini Current month	Kumulatif Cum. Jan to date	Bulan ini Current month	Kumulatif Cum. Jan to date
<b>ISRAEL</b>				
695 Tools For Used In The Hand Or In Machines	1 363	6 084	384 170	2 040 850
726 Printing/book Binding Machinery And Parts	6 509	86 153	78 280	1 274 847
515 Organo-inorganic And Heterocyclic Compounds	299	1 717	199 020	1 104 322
533 Pigments, Paints, Varnishes, And Related Materials	4 223	26 400	145 769	930 198
759 Parts And Accessories For Machine Of Heading 751 Or 752	477	15 053	38 833	393 094
LAINNYA	135 609	606 849	425 722	2 160 559
<b>SUB TOTAL</b>	<b>148 480</b>	<b>742 256</b>	<b>1 271 794</b>	<b>7 903 870</b>
<b>KUWAIT</b>				
334 Petroleum Products, Refined	93 705 000	450 153 830	81 045 836	387 264 978
511 Hydrocarbon And Their Halogenated, Nitrated Derivatives	14 283 000	72 309 500	20 511 139	112 830 772
342 Liquefied Propane And Butane	0	79 694 613	0	73 735 855
333 Petroleum Oil, Crude	0	80 117 443	0	68 953 280
335 Residual Petroleum Products, And Related Materials	32 198 000	64 396 000	13 637 383	30 841 366
LAINNYA	4 378 435	50 201 960	4 744 449	49 398 631
<b>SUB TOTAL</b>	<b>144 564 435</b>	<b>796 873 346</b>	<b>119 938 807</b>	<b>723 024 882</b>
<b>JORDAN</b>				
562 Fertilizers, Manufactured	43 819 040	293 066 190	18 745 358	132 269 833
522 Inorganic Chemical Elements, Oxides And Halogen Salts	63 000	56 304 369	63 630	47 008 504
272 Fertilizers, Crude	45 080 000	264 830 000	7 528 360	46 262 110
251 Pulp And Waste Paper	462 715	1 447 495	98 095	311 055
591 Disinfectants, Insecticides, And Fungicides Put In Forms	0	33 165	0	302 273
LAINNYA	30 019	183 086	259 114	572 005
<b>SUB TOTAL</b>	<b>89 454 774</b>	<b>615 864 305</b>	<b>26 694 557</b>	<b>226 725 780</b>
<b>LEBANON</b>				
892 Printed Matter	29 313	256 207	48 465	410 277
771 Electric Power Machinery And Parts	7 591	7 591	63 000	63 000
121 Tobacco, Unmanufactured And Refused	0	45 000	0	47 249
073 Chocolate And Other Food Preparations Containing Cocoa	0	1 356	0	31 064
821 Furnitures And Parts	0	5 200	0	25 332
LAINNYA	2	79	13	23 561
<b>SUB TOTAL</b>	<b>36 906</b>	<b>315 433</b>	<b>111 478</b>	<b>600 483</b>
<b>PALESTINA</b>				
057 Fruit And Nut; Fresh Or Dried	0	20 000	0	149 000
874 Measuring, Checking, Analysing, And Controlling Instrument And Appar	37	37	18 863	18 863
661 Lime,cement And Fabricated Construction Materials	0	45 600	0	7 887
844 Women's Coats/jackets, Knitted	2	7	67	1 176
842 Women's Coats/jacket, Not Knitted	28	28	1 005	1 005
LAINNYA	0	1	0	151
<b>SUB TOTAL</b>	<b>67</b>	<b>65 673</b>	<b>19 935</b>	<b>178 082</b>
<b>YEMEN</b>				
034 Fish, Fresh, Chilled Or Frozen	54 000	1 135 200	37 800	766 206
211 Hides And Skins, Raw	8 000	25 000	130 600	397 860
251 Pulp And Waste Paper	0	1 229 280	0	276 660
685 Lead	0	44 710	0	95 903
893 Article Of Plastics	0	128	0	780
LAINNYA	0	205	0	1 251
<b>SUB TOTAL</b>	<b>62 000</b>	<b>2 434 523</b>	<b>168 400</b>	<b>1 538 660</b>
<b>OMAN</b>				
511 Hydrocarbon And Their Halogenated, Nitrated Derivatives	9 594 626	60 189 550	13 720 315	94 583 465
684 Aluminium	472 862	11 771 934	1 006 959	26 332 211
671 Pig Iron,spiegeleisen,sponge Iron, And Ferro-alloys	0	43 005 113	0	11 611 381
512 Alcohols,phenols,phenol-alcohols And Their Halogenated	5 032 440	22 497 277	2 068 572	8 863 855
034 Fish, Fresh, Chilled Or Frozen	183 600	516 915	110 700	314 550
LAINNYA	2 979	30 731	30 610	104 708
<b>SUB TOTAL</b>	<b>15 286 507</b>	<b>138 011 520</b>	<b>16 937 156</b>	<b>141 810 170</b>

**I.6 IM POR KOM ODITI M ENURUT NEGARA ASAL / IM PORT BY COUNTRY OF ORIGIN  
DAN LIMA GOLONGAN BARANG (SITC) UTAMA / AND FIVE MAJOR SITC COMMODITY GROUP  
\*\* JULI / JULY 2013 \*\***

Negara Asal/ SITC/ Uraian Golongan Barang <i>Country of Origin/ SITC/ group Description</i>	Berat Bersih / <i>Net Weight (Kg)</i>		Nilai CIF / <i>CF Value (US\$)</i>	
	Bulan ini <i>Current month</i>	Kumulatif <i>Cum. Jan to date</i>	Bulan ini <i>Current month</i>	Kumulatif <i>Cum. Jan to date</i>
<b>SYRIA ARAB REPUBLIC</b>				
263 Cotton	0	481 828	0	956 024
211 Hides And Skins, Raw	23 306	57 344	220 018	520 224
LAINNYA	0	0	0	0
SUB TOTAL	23 306	539 172	220 018	1 476 248
<b>TURKEY</b>				
333 Petroleum Oil, Crude	133 115 716	1 010 678 527	104 708 682	829 880 465
121 Tobacco, Unmanufactured And Refused	1 036 854	5 185 752	7 461 080	40 119 836
672 Ingots And Other Iron/steel In Primary Forms	0	29 110 450	0	17 219 159
772 Electrical Apparatus For Making And Breaking Electrical Circuits	42 089	332 863	795 015	6 586 886
523 Metallicsalts And Peroxysalts	2 352 000	9 818 249	1 378 560	6 135 247
LAINNYA	12 189 980	88 756 101	13 489 639	91 064 864
SUB TOTAL	148 736 639	1 143 881 942	127 832 976	991 006 457
<b>UNITED ARAB EMIRATES</b>				
342 Liquefied Propane And Butane	44 833 000	597 402 999	36 827 583	554 419 425
334 Petroleum Products, Refined	236 526	237 355 927	467 481	247 059 469
684 Aluminium	4 095 386	28 787 595	10 513 831	68 491 589
511 Hydrocarbon And Their Halogenated, Nitrated Derivatives	15 349 362	44 575 445	20 023 860	58 730 797
571 Polymers Of Ethylene In Primary Forms	2 498 763	9 356 678	3 718 455	14 414 635
LAINNYA	15 526 096	112 587 906	11 259 250	105 331 447
SUB TOTAL	82 539 133	1 030 066 550	82 810 460	1 048 447 362
<b>QATAR</b>				
342 Liquefied Propane And Butane	134 091 392	504 845 693	111 016 038	434 999 308
334 Petroleum Products, Refined	35 815 423	404 839 171	33 045 457	423 848 889
684 Aluminium	2 897 935	21 785 908	6 595 362	51 134 710
598 Miscellaneous Chemical Products	0	16 899 237	0	32 578 308
571 Polymers Of Ethylene In Primary Forms	1 503 500	10 536 597	2 046 850	13 200 338
LAINNYA	870 121	132 720 358	1 092 764	44 858 930
SUB TOTAL	175 178 371	1 091 626 964	153 796 471	1 000 620 483
<b>BAHRAIN</b>				
334 Petroleum Products, Refined	0	56 314 085	0	53 845 539
684 Aluminium	1 773 447	6 962 034	3 852 724	15 962 527
522 Inorganic Chemical Elements, Oxides And Halogen Salts	0	5 798 144	0	997 281
274 Sulphur And Unroasted Iron Pyrites	0	4 199 831	0	825 267
282 Waste And Scrap Metal Of Iron/steel	0	2 215 630	0	747 308
LAINNYA	64 499	884 102	45 892	530 789
SUB TOTAL	1 837 946	76 373 826	3 898 616	72 908 711
<b>CYPRUS</b>				
716 Rotating Electric Plants And Parts	0	15 712	0	1 504 106
745 Other Non-electical Machinery, Tools, And Mechanical Apparatus	0	13 120	0	1 031 339
287 Ores And Concentrates Of Basemetals	140 000	252 000	203 102	365 583
771 Electric Power Machinery And Parts	0	8 539	0	244 068
251 Pulp And Waste Paper	0	669 560	0	146 728
LAINNYA	139 103	234 623	173 306	355 966
SUB TOTAL	279 103	1 193 554	376 408	3 647 790
<b>OTHER WEST ASIA</b>				
874 Measuring, Checking, Analysing, And Controlling Instrument And Appai	5	5	12 040	12 040
699 Manufactures Of Base Metals	2	2	2 199	2 199
LAINNYA	0	0	0	0
SUB TOTAL	7	7	14 239	14 239
<b>EGYPT</b>				
562 Fertilizers, Manufactured	56 461 157	228 474 998	6 091 858	25 838 199
272 Fertilizers, Crude	0	169 670 000	0	23 641 443
522 Inorganic Chemical Elements, Oxides And Halogen Salts	0	18 499 669	0	13 689 755
057 Fruit And Nut; Fresh Or Dried	702 755	9 552 163	667 298	8 736 891
061 Sugar, Molasses, And Honey	0	30 673 198	0	6 688 736

**I.6 IM POR KOM ODITI MENURUT NEGARA ASAL / IMPORT BY COUNTRY OF ORIGIN  
DAN LIMA GOLONGAN BARANG (SITC) UTAMA / AND FIVE MAJOR SITC COMMODITY GROUP  
\*\* JULI / JULY 2013 \*\***

Negara Asal/ SITC/ Uraian Golongan Barang <i>Country of Origin/ SITC/ group Description</i>	Berat Bersih / <i>Net Weight (Kg)</i>		Nilai CIF / <i>CIF Value (US\$)</i>	
	Bulan ini <i>Current month</i>	Kumulatif <i>Cum. Jan to date</i>	Bulan ini <i>Current month</i>	Kumulatif <i>Cum. Jan to date</i>
LAINNYA	780 198	3 461 766	1 033 467	5 079 786
SUB TOTAL	57 944 110	460 331 794	7 792 623	83 674 810
<b>LIBYAN ARAB JAM AHIRIYA</b>				
333 Petroleum Oil, Crude	0	345 155 704	0	298 986 077
685 Lead	0	129 050	0	277 458
874 Measuring, Checking, Analysing, And Controlling Instrument And Appar	86	86	2 945	2 945
679 Tubes, Pipes, Hollow Profile, Pipe Fitting Of Iron/steel	8	8	257	257
LAINNYA	0	0	0	0
SUB TOTAL	94	345 284 848	3 202	299 266 737
<b>MOROCCO</b>				
272 Fertilizers, Crude	43 692 000	209 551 000	7 223 598	36 995 084
522 Inorganic Chemical Elements, Oxides And Halogen Salts	10 044 004	40 518 391	8 035 203	34 652 325
842 Women's Coats/jacket, Not Knitted	22 808	108 988	1 509 893	7 344 404
562 Fertilizers, Manufactured	0	3 000 000	0	1 722 500
841 Men's Coats/jackets, Not Knitted	4 892	24 067	274 133	1 525 756
LAINNYA	39 695	244 076	678 728	3 314 835
SUB TOTAL	53 803 399	253 446 522	17 721 555	85 554 904
<b>TUNISIA</b>				
057 Fruit And Nut; Fresh Or Dried	302 553	4 207 230	992 274	13 208 081
523 Metallicaalts And Peroxysalts	2 037 000	6 013 000	1 276 190	3 805 790
772 Electrical Apparatus For Making And Breaking Electrical Circuits	10 546	40 332	286 199	1 042 252
061 Sugar, Molasses, And Honey	0	1 542 374	0	858 316
251 Pulp And Waste Paper	0	224 000	0	435 936
LAINNYA	6 120	144 739	263 318	1 150 838
SUB TOTAL	2 356 219	12 171 675	2 817 981	20 501 213
<b>ALGERIA</b>				
333 Petroleum Oil, Crude	172 101 822	427 989 766	141 151 080	355 389 731
251 Pulp And Waste Paper	0	4 741 370	0	1 051 277
057 Fruit And Nut; Fresh Or Dried	0	17 000	0	50 388
713 Internal Combustion Piston Engines And Parts	0	6	0	389
893 Article Of Plastics	0	19	0	19
LAINNYA	0	3	0	3
SUB TOTAL	172 101 822	432 748 164	141 151 080	356 491 807
<b>SUDAN</b>				
222 Oil Seeds Use For Extraction Ofsoft Fixed Vegetable Oils	848 000	3 362 500	830 029	3 331 591
211 Hides And Skins, Raw	0	8 000	0	71 946
263 Cotton	0	19 091	0	36 617
723 Civil Engineering And Contractor Plants And Equipments/parts	0	187	0	27 943
273 Stone, Sand And Gravel	364	3 803	1 535	15 461
LAINNYA	0	57	0	1 588
SUB TOTAL	848 364	3 393 638	831 564	3 485 146
<b>ERITREA</b>				
784 Parts And Accessories Of The Motor Vehicles	2	42	82	1 021
LAINNYA	0	0	0	0
SUB TOTAL	2	42	82	1 021
<b>NAMIBIA</b>				
411 Animal Oils And Fats	0	30 400	0	52 288
699 Manufactures Of Base Metals	0	3 286	0	2 111
641 Papers And Paperboards	0	12	0	1 740
748 Transmission Shafts And Cranks	0	19	0	753
744 Mechanical Handling Equipments And Parts	0	473	0	316
LAINNYA	0	32	0	140
SUB TOTAL	0	34 222	0	57 348
<b>WESTERN SAHARA</b>				

**I.6 IM POR KOM ODITI M ENURUT NEGARA ASAL / IMPORT BY COUNTRY OF ORIGIN  
DAN LIMA GOLONGAN BARANG (SITC) UTAMA / AND FIVE MAJOR SITC COMMODITY GROUP  
\*\* JULI / JULY 2013 \*\***

Negara Asal/ SITC/ Uraian Golongan Barang <i>Country of Origin/ SITC/ group Description</i>	Berat Bersih / <i>Net Weight (Kg)</i>		Nilai CIF / <i>CF Value (US\$)</i>	
	Bulan ini <i>Current month</i>	Kumulatif <i>Cum. Jan to date</i>	Bulan ini <i>Current month</i>	Kumulatif <i>Cum. Jan to date</i>
699 Manufactures Of Base Metals	0	112	0	2 385
LAINNYA	0	0	0	0
<b>SUB TOTAL</b>	<b>0</b>	<b>112</b>	<b>0</b>	<b>2 385</b>
<b>ETHIOPIA</b>				
054 Vegetables, Fresh, Chilled, Frozen Or Simply Preserved	1 100 000	8 394 000	982 281	4 643 169
222 Oil Seeds Use For Extraction Ofsoft Fixed Vegetable Oils	0	4 436 000	0	1 878 480
611 Leathers	2 559	21 883	190 570	1 373 454
075 Spices	0	165 000	0	282 600
263 Cotton	40 529	80 989	77 066	154 670
LAINNYA	1	13 614	4	26 823
<b>SUB TOTAL</b>	<b>1 143 089</b>	<b>13 111 486</b>	<b>1 249 921</b>	<b>8 359 196</b>
<b>TANZANIA, UNITED REP. OF</b>				
263 Cotton	240 472	9 663 198	55 405	17 730 916
121 Tobacco, Unmanufactured And Refused	4 051	661 979	31 066	3 472 899
222 Oil Seeds Use For Extraction Ofsoft Fixed Vegetable Oils	1 428 187	2 468 994	1 107 990	1 905 990
292 Crude Vegetable Materials	0	100 000	0	160 000
778 Electrical Machinery And Apparatus	0	26	0	120 782
LAINNYA	160	46 153	3 161	70 040
<b>SUB TOTAL</b>	<b>1 672 870</b>	<b>12 940 350</b>	<b>1 197 622</b>	<b>23 460 627</b>
<b>MADAGASCAR</b>				
551 Essential Oils, Perfumes, And Flavour Materials	20 002	243 837	255 415	3 619 141
075 Spices	20 795	117 598	246 421	1 691 282
841 Men's Coats/jackets, Not Knitted	181	2 224	9 039	118 737
222 Oil Seeds Use For Extraction Ofsoft Fixed Vegetable Oils	114 000	114 000	109 800	109 800
036 Crustaceans, Molluscs, And Aquatic Invertebrates	0	6 337	0	31 104
LAINNYA	7 866	40 184	27 973	93 641
<b>SUB TOTAL</b>	<b>162 844</b>	<b>524 180</b>	<b>648 648</b>	<b>5 663 705</b>
<b>KENYA</b>				
074 Tea And Mate	167 306	832 927	410 388	2 568 492
523 Metallicsalts And Peroxysalts	1 145 510	9 229 595	213 406	1 735 092
611 Leathers	31 900	159 211	261 848	1 728 193
292 Crude Vegetable Materials	0	614 239	0	999 773
263 Cotton	0	181 686	0	361 495
LAINNYA	67 983	454 959	107 606	851 899
<b>SUB TOTAL</b>	<b>1 412 699</b>	<b>11 472 617</b>	<b>993 248</b>	<b>8 244 944</b>
<b>REUNION</b>				
251 Pulp And Waste Paper	1 468 188	6 225 205	278 831	1 212 785
745 Other Non-electical Machinery, Tools, And Mechanical Apparatus	0	761	0	105 352
727 Food Processing Machines And Parts	0	313	0	66 435
232 Synthetic Rubber Latex, Synthetic/ reclaimed Rubber	501 108	1 366 763	18 541	57 623
747 Taps, Cocks, And Valves For Pipes	212	248	35 249	39 493
LAINNYA	302	531	15 098	39 395
<b>SUB TOTAL</b>	<b>1 969 810</b>	<b>7 593 821</b>	<b>347 719</b>	<b>1 521 083</b>
<b>MOZAMBIQUE</b>				
263 Cotton	1 064 005	13 831 439	2 143 080	26 034 735
222 Oil Seeds Use For Extraction Ofsoft Fixed Vegetable Oils	4 683 897	8 227 521	4 653 200	8 356 854
121 Tobacco, Unmanufactured And Refused	30 800	32 887	181 892	192 730
251 Pulp And Waste Paper	0	198 550	0	109 203
074 Tea And Mate	0	16 400	0	17 220
LAINNYA	0	0	0	0
<b>SUB TOTAL</b>	<b>5 778 702</b>	<b>22 306 797</b>	<b>6 978 172</b>	<b>34 710 742</b>
<b>BOTSWANA</b>				
658 Made-up Articles, Wholly/ chiefly Of Textile Materials	0	87	0	1 859
699 Manufactures Of Base Metals	7	7	65	65
656 Tulle,lace,embroidery,ribbons,trimmings And Other Small Wares	8	8	14	14
892 Printed Matter	6	6	8	8

**I.6 IM POR KOM ODITI MENURUT NEGARA ASAL / IMPORT BY COUNTRY OF ORIGIN  
DAN LIMA GOLONGAN BARANG (SITC) UTAMA / AND FIVE MAJOR SITC COMMODITY GROUP  
\*\* JULI / JULY 2013 \*\***

Negara Asal/ SITC/ Uraian Golongan Barang <i>Country of Origin/ SITC/ group Description</i>	Berat Bersih / <i>Net Weight (Kg)</i>		Nilai CIF / <i>CIF Value (US\$)</i>	
	Bulan ini <i>Current month</i>	Kumulatif <i>Cum. Jan to date</i>	Bulan ini <i>Current month</i>	Kumulatif <i>Cum. Jan to date</i>
893 Article Of Plastics LAINNYA	1 0	1 0	1 0	1 0
<b>SUB TOTAL</b>	<b>22</b>	<b>109</b>	<b>88</b>	<b>1 947</b>
<b>TOGO</b>				
263 Cotton	969 291	3 572 519	1 974 387	6 930 271
282 Waste And Scrap Metal Of Iron/steel	783 940	4 670 100	309 656	1 789 539
001 Live Animals Other Than Fish	0	296	0	4 467
772 Electrical Apparatus For Making And Breaking Electrical Circuits LAINNYA	0 0	18 0	0 0	1 128 0
<b>SUB TOTAL</b>	<b>1 753 231</b>	<b>8 242 933</b>	<b>2 284 043</b>	<b>8 725 405</b>
<b>GHANA</b>				
072 Cocoa	375 000	5 650 000	947 485	14 404 859
263 Cotton	283 733	1 347 372	572 355	2 680 599
685 Lead	0	296 380	0	647 075
288 Non-ferrous Base Metal Waste And Scraps	0	22 030	0	35 248
248 Wood, simply Worked And Railway Sleeper Of Wood LAINNYA	0 1	11 000 81	0 2	9 947 5 702
<b>SUB TOTAL</b>	<b>658 734</b>	<b>7 326 863</b>	<b>1 519 842</b>	<b>17 783 430</b>
<b>GUINEA</b>				
685 Lead LAINNYA	0 0	80 500 0	0 0	163 817 0
<b>SUB TOTAL</b>	<b>0</b>	<b>80 500</b>	<b>0</b>	<b>163 817</b>
<b>ANGOLA</b>				
333 Petroleum Oil, Crude	0	124 777 000	0	104 384 500
744 Mechanical Handling Equipments And Parts	153 127	381 387	719 557	1 526 145
737 Metalworking Machinery And Parts	28 167	44 567	132 360	190 310
679 Tubes, Pipes, Hollow Profile, Pipe Fitting Of Iron/steel	11 708	11 708	55 012	55 012
743 Pumps, Compressors, Fans, Blowers, Centrifuges, And Parts LAINNYA	1 368 23 905	7 078 32 645	6 426 116 371	26 602 147 255
<b>SUB TOTAL</b>	<b>218 275</b>	<b>125 254 385</b>	<b>1 029 726</b>	<b>106 329 824</b>
<b>CONGO</b>				
248 Wood, simply Worked And Railway Sleeper Of Wood	179 788	250 138	172 314	225 272
685 Lead	0	24 850	0	53 428
874 Measuring, Checking, Analysing, And Controlling Instrument And Appar	90	90	5 349	5 349
743 Pumps, Compressors, Fans, Blowers, Centrifuges, And Parts	0	22	0	1 346
892 Printed Matter LAINNYA	0 0	5 1	0 0	148 36
<b>SUB TOTAL</b>	<b>179 878</b>	<b>275 106</b>	<b>177 663</b>	<b>285 579</b>
<b>CAMEROON</b>				
072 Cocoa	296 682	1 782 275	736 697	4 318 565
263 Cotton	614 903	2 169 100	1 247 106	4 223 209
248 Wood, simply Worked And Railway Sleeper Of Wood	80 287	2 046 956	95 817	1 599 091
685 Lead	0	101 220	0	220 559
653 Fabrics, Woven, Of Man-made Fibres LAINNYA	320 39	9 205 129 839	3 548 617	97 711 100 771
<b>SUB TOTAL</b>	<b>992 231</b>	<b>6 238 595</b>	<b>2 083 785</b>	<b>10 559 906</b>
<b>NIGERIA</b>				
333 Petroleum Oil, Crude	0	2 013 064 533	0	1 688 968 238
342 Liquefied Propane And Butane	0	32 108 887	0	31 620 832
263 Cotton	917 784	10 434 782	1 847 082	17 989 265
684 Aluminium	201 887	1 197 354	411 850	2 157 538
611 Leathers LAINNYA	19 923 195 925	125 477 1 431 619	210 450 340 158	1 239 742 2 458 700
<b>SUB TOTAL</b>	<b>1 335 519</b>	<b>2 058 362 652</b>	<b>2 809 540</b>	<b>1 744 434 315</b>

**I.6 IMPOR KOMODITI MENURUT NEGARA ASAL / IMPORT BY COUNTRY OF ORIGIN  
DAN LIMA GOLONGAN BARANG (SITC) UTAMA / AND FIVE MAJOR SITC COMMODITY GROUP  
\*\* JULI / JULY 2013 \*\***

Negara Asal/ SITC/ Uraian Golongan Barang <i>Country of Origin/ SITC/ group Description</i>	Berat Bersih / <i>Net Weight (Kg)</i>		Nilai CIF / <i>CIF Value (US\$)</i>	
	Bulan ini <i>Current month</i>	Kumulatif <i>Cum. Jan to date</i>	Bulan ini <i>Current month</i>	Kumulatif <i>Cum. Jan to date</i>
<b>SIERRA LEONE</b>				
248 Wood, simply Worked And Railway Sleeper Of Wood	0	20 680	0	25 179
772 Electrical Apparatus For Making And Breaking Electrical Circuits	0	399	0	16 677
759 Parts And Accessories For Machine Of Heading 751 Or 752	0	107	0	7 950
746 Ball Or Roller Bearings	0	5	0	933
778 Electrical Machinery And Apparatus	0	21	0	440
LAINNYA	26	29	137	180
<b>SUB TOTAL</b>	<b>26</b>	<b>21 241</b>	<b>137</b>	<b>51 359</b>
<b>GABON</b>				
743 Pumps, Compressors, Fans, Blowers, Centrifuges, And Parts	0	108	0	6 336
716 Rotating Electric Plants And Parts	0	4	0	36
694 Nails, Screws, Nuts, Bolts, Rivets Of Iron/ steel Or Copper	0	1	0	27
LAINNYA	0	0	0	0
<b>SUB TOTAL</b>	<b>0</b>	<b>113</b>	<b>0</b>	<b>6 399</b>
<b>COTE D'IVOIRE</b>				
263 Cotton	2 838 135	7 861 279	5 914 294	15 893 219
072 Cocoa	401 368	4 005 316	939 062	10 328 235
081 Feeding Stuff For Animals	0	5 000	0	82 500
248 Wood, simply Worked And Railway Sleeper Of Wood	0	36 576	0	34 683
764 Telecommunication Equipments And Parts	0	66	0	21 730
LAINNYA	0	0	0	0
<b>SUB TOTAL</b>	<b>3 239 503</b>	<b>11 908 237</b>	<b>6 853 356</b>	<b>26 360 367</b>
<b>SENEGAL</b>				
263 Cotton	647 738	896 679	1 319 504	1 846 452
282 Waste And Scrap Metal Of Iron/ steel	407 600	1 465 705	156 926	563 147
716 Rotating Electric Plants And Parts	0	12 860	0	180 000
764 Telecommunication Equipments And Parts	0	33	0	12 506
743 Pumps, Compressors, Fans, Blowers, Centrifuges, And Parts	0	2 157	0	3 184
LAINNYA	8	297	187	2 063
<b>SUB TOTAL</b>	<b>1 055 346</b>	<b>2 377 731</b>	<b>1 476 617</b>	<b>2 607 352</b>
<b>MAURITANIA</b>				
282 Waste And Scrap Metal Of Iron/ steel	0	1 549 535	0	635 731
776 Thermionic, Cold Cathode, And Photo Cathode Valves/ tubes	0	8	0	550
893 Article Of Plastics	0	1	0	2
LAINNYA	0	0	0	0
<b>SUB TOTAL</b>	<b>0</b>	<b>1 549 544</b>	<b>0</b>	<b>636 283</b>
<b>MALI</b>				
263 Cotton	1 790 260	10 624 062	3 615 126	20 869 356
726 Printing/ book Binding Machinery And Parts	0	180	0	133 300
772 Electrical Apparatus For Making And Breaking Electrical Circuits	54	164	3 738	10 032
682 Copper	25	25	1 754	1 754
776 Thermionic, Cold Cathode, And Photo Cathode Valves/ tubes	0	27	0	1 312
LAINNYA	1	3	12	75
<b>SUB TOTAL</b>	<b>1 790 340</b>	<b>10 624 461</b>	<b>3 620 630</b>	<b>21 015 829</b>
<b>BENIN</b>				
263 Cotton	1 690 936	7 355 509	3 436 785	14 603 435
057 Fruit And Nut; Fresh Or Dried	0	505 020	0	517 646
282 Waste And Scrap Metal Of Iron/ steel	0	787 440	0	303 165
845 Articles Of Apparel	0	123	0	2 725
844 Women's Coats/ jackets, Knitted	0	3	0	48
LAINNYA	0	0	0	0
<b>SUB TOTAL</b>	<b>1 690 936</b>	<b>8 648 095</b>	<b>3 436 785</b>	<b>15 427 019</b>
<b>BURKINA FASO</b>				
263 Cotton	4 448 109	22 138 497	8 979 387	42 579 563
694 Nails, Screws, Nuts, Bolts, Rivets Of Iron/ steel Or Copper	0	2	0	957
741 Heating And Cooling Equipments And Parts	0	60	0	426
LAINNYA	0	0	0	0

**I.6 IM POR KOM ODITI MENURUT NEGARA ASAL / IMPORT BY COUNTRY OF ORIGIN  
DAN LIMA GOLONGAN BARANG (SITC) UTAMA / AND FIVE MAJOR SITC COMMODITY GROUP  
\*\* JULI / JULY 2013 \*\***

Negara Asal/ SITC/ Uraian Golongan Barang <i>Country of Origin/ SITC/ group Description</i>	Berat Bersih / <i>Net Weight (Kg)</i>		Nilai CIF / <i>CIF Value (US\$)</i>	
	Bulan ini <i>Current month</i>	Kumulatif <i>Cum. Jan to date</i>	Bulan ini <i>Current month</i>	Kumulatif <i>Cum. Jan to date</i>
SUB TOTAL	4 448 109	22 138 559	8 979 387	42 580 946
<b>GUINEA BISSAU</b>				
222 Oil Seeds Use For Extraction Ofsoft Fixed Vegetable Oils LAINNYA	0 0	16 845 0	0 0	18 530 0
SUB TOTAL	0	16 845	0	18 530
<b>GAMBIA</b>				
695 Tools For Used In The Hand Or In Machines LAINNYA	0 0	3 0	0 0	31 0
SUB TOTAL	0	3	0	31
<b>U.S. VIRGIN ISLANDS</b>				
682 Copper	203 325	203 325	965 795	965 795
582 Plates, Sheets, And Film Of Plastics	664	664	40 706	40 706
851 Footwears	45	45	2 070	2 070
642 Paper And Paperboard Cut To Size/shape And Article Of Papers	0	8	0	1 158
813 Lighting Fixtures And Fittings LAINNYA	23 37	23 47	1 105 1 762	1 105 2 879
SUB TOTAL	204 094	204 112	1 011 438	1 013 713
<b>SEYCHELLES</b>				
733 Machine Tool For Working Metals	27 371	27 371	411 747	411 747
731 Machine Tools By Removing Metal	12 480	12 481	187 750	187 956
872 Medical Instruments And Appliances	0	444	0	75 365
741 Heating And Cooling Equipments And Parts	3 736	3 736	56 203	56 203
112 Alcoholic Beverages LAINNYA	0 464	5 280 14 416	0 8 678	16 956 36 239
SUB TOTAL	44 051	63 728	664 378	784 466
<b>UGANDA</b>				
263 Cotton	1 853 538	8 619 719	3 770 191	16 320 930
611 Leathers	21 982	61 242	213 540	613 993
728 Other Machines And Equipment Specialized For Particular Industry	0	423	0	5 025
772 Electrical Apparatus For Making And Breaking Electrical Circuits LAINNYA	0 0	4 0	0 0	5 0
SUB TOTAL	1 875 520	8 681 388	3 983 731	16 939 953
<b>CENTRAL AFRICAN REPUBLIC</b>				
263 Cotton	623 895	4 605 661	1 378 348	9 231 760
248 Wood,simply Worked And Railway Sleeper Of Wood LAINNYA	0 0	96 040 0	0 0	81 586 0
SUB TOTAL	623 895	4 701 701	1 378 348	9 313 346
<b>NIGER</b>				
773 Equipment For Distributing Electricity	0	3 240	0	156 668
071 Coffee And Coffee Substitutes	0	11 743	0	37 856
778 Electrical Machinery And Apparatus	5 525	5 529	16 607	26 284
673 Flat Rolled Products, Not Clad	0	956	0	5 569
723 Civil Engineering And Contractor Plants And Equipments/parts LAINNYA	0 0	148 271	0 0	4 708 2 680
SUB TOTAL	5 525	21 887	16 607	233 765
<b>CHAD</b>				
263 Cotton	20 240	1 688 713	40 159	3 380 734
292 Crude Vegetable Materials	0	3 000	0	9 420
676 Iron/steel Bars, Rods, Angels, Shaped And Sections LAINNYA	0 0	1 751 0	0 0	1 531 0
SUB TOTAL	20 240	1 693 464	40 159	3 391 685



**I.6 IM POR KOM ODITI M ENURUT NEGARA ASAL / IMPORT BY COUNTRY OF ORIGIN  
DAN LIMA GOLONGAN BARANG (SITC) UTAMA / AND FIVE MAJOR SITC COMMODITY GROUP  
\*\* JULI / JULY 2013 \*\***

Negara Asal/ SITC/ Uraian Golongan Barang <i>Country of Origin/ SITC/ group Description</i>	Berat Bersih / <i>Net Weight (Kg)</i>		Nilai CIF / <i>CF Value (US\$)</i>	
	Bulan ini <i>Current month</i>	Kumulatif <i>Cum. Jan to date</i>	Bulan ini <i>Current month</i>	Kumulatif <i>Cum. Jan to date</i>
<b>DJIBOUTI</b>				
054 Vegetables, Fresh, Chilled, Frozen Or Simply Preserved	120 000	474 000	84 420	329 961
LAINNYA	0	0	0	0
SUB TOTAL	120 000	474 000	84 420	329 961
<b>SAINT HELENA</b>				
334 Petroleum Products, Refined	0	84 000	0	136 080
725 Papermill/pulpmill Machinery And Paper Cutting Machines	11 460	11 460	10 473	10 473
582 Plates, Sheets, And Film Of Plastics	0	24	0	1 824
899 Other Miscellaneous Manufactured Articles	0	528	0	1 338
699 Manufactures Of Base Metals	0	230	0	530
LAINNYA	0	29	0	859
SUB TOTAL	11 460	96 271	10 473	151 104
<b>SAO TOME AND PRINCIPE</b>				
899 Other Miscellaneous Manufactured Articles	97	97	3 313	3 313
699 Manufactures Of Base Metals	8	8	64	64
784 Parts And Accessories Of The Motor Vehicles	0	1	0	40
LAINNYA	0	0	0	0
SUB TOTAL	105	106	3 377	3 417
<b>SWAZILAND</b>				
724 Textile/leather Machinery And Parts	9	127 738	4 778	455 768
726 Printing/book Binding Machinery And Parts	2 900	2 900	420 612	420 612
778 Electrical Machinery And Apparatus	2	1 618	223	383 143
733 Machine Tool For Working Metals	0	10 055	0	306 297
731 Machine Tools By Removing Metal	2 950	3 820	61 161	143 735
LAINNYA	3 033	826 290	158 601	734 431
SUB TOTAL	8 894	972 421	645 375	2 443 986
<b>SOUTH AFRICA</b>				
251 Pulp And Waste Paper	30 182 612	194 888 549	26 589 564	166 730 200
684 Aluminium	9 833 431	42 862 529	20 869 797	92 307 502
522 Inorganic Chemical Elements, Oxides And Halogen Salts	38 000	29 494 039	109 672	26 256 556
282 Waste And Scrap Metal Of Iron/steel	2 598 570	35 590 465	1 058 078	14 708 981
263 Cotton	699 580	4 469 045	1 463 100	8 783 267
LAINNYA	4 430 013	26 428 298	8 577 946	55 534 488
SUB TOTAL	47 782 206	333 732 925	58 668 157	364 320 994
<b>ZIMBABWE</b>				
121 Tobacco, Unmanufactured And Refused	337 620	1 278 110	2 165 913	8 515 489
263 Cotton	0	2 864 633	0	5 344 069
LAINNYA	0	0	0	0
SUB TOTAL	337 620	4 142 743	2 165 913	13 859 558
<b>ZAMBIA</b>				
263 Cotton	73 045	1 943 753	188 413	3 560 793
LAINNYA	0	0	0	0
SUB TOTAL	73 045	1 943 753	188 413	3 560 793
<b>MALAWI</b>				
263 Cotton	0	1 850 092	0	3 178 704
121 Tobacco, Unmanufactured And Refused	351	201 367	2 728	1 160 101
LAINNYA	0	0	0	0
SUB TOTAL	351	2 051 459	2 728	4 338 805
<b>COMOROS</b>				
075 Spices	4 193	4 193	49 687	49 687
LAINNYA	0	0	0	0
SUB TOTAL	4 193	4 193	49 687	49 687

**I.6 IM POR KOM ODITI MENURUT NEGARA ASAL / IMPORT BY COUNTRY OF ORIGIN  
DAN LIM A GOLONGAN BARANG (SITC) UTAMA / AND FIVE MAJOR SITC COMMODITY GROUP  
\*\* JULI / JULY 2013 \*\***

Negara Asal/ SITC/ Uraian Golongan Barang <i>Country of Origin/ SITC/ group Description</i>	Berat Bersih / Net Weight (Kg)		Nilai CIF / CIF Value (US\$)	
	Bulan ini <i>Current month</i>	Kumulatif <i>Cum. Jan to date</i>	Bulan ini <i>Current month</i>	Kumulatif <i>Cum. Jan to date</i>
<b>MAURITIUS</b>				
075 Spices	0	74 404	0	669 636
776 Thermionic, Cold Cathode, And Photo Cathode Valves/tubes	1 834	6 480	259 106	511 034
845 Articles Of Apparel	3 321	14 027	107 718	472 817
844 Women's Coats/ jackets, Knitted	837	4 677	31 173	156 832
874 Measuring, Checking, Analysing, And Controlling Instrument And Appar	127	913	22 832	118 942
LAINNYA	9 980	77 366	25 863	84 200
<b>SUB TOTAL</b>	<b>16 099</b>	<b>177 867</b>	<b>446 692</b>	<b>2 013 461</b>
<b>RWANDA</b>				
071 Coffee And Coffee Substitutes	0	36 000	0	78 840
655 Knitted Or Crocheted Fabrics	0	14	0	29
759 Parts And Accessories For Machine Of Heading 751 Or 752	0	1	0	3
LAINNYA	0	0	0	0
<b>SUB TOTAL</b>	<b>0</b>	<b>36 015</b>	<b>0</b>	<b>78 872</b>
<b>VIRGIN ISLANDS (BRITISH)</b>				
232 Synthetic Rubber Latex, Synthetic/ reclaimed Rubber	0	67 200	0	168 840
273 Stone, Sand And Gravel	0	244 920	0	133 492
231 Natural Rubber Latex;natural Rubber And Similar Natural Gums	0	40 320	0	113 702
657 Special Yarns,textile Fabrics	57	8 140	652	88 057
655 Knitted Or Crocheted Fabrics	2 191	2 647	25 056	33 738
LAINNYA	10 705	18 745	38 569	76 867
<b>SUB TOTAL</b>	<b>12 953</b>	<b>381 972</b>	<b>64 277</b>	<b>614 696</b>
<b>OTHER AFRICA</b>				
874 Measuring, Checking, Analysing, And Controlling Instrument And Appar	0	1 267	0	8 193
551 Essential Oils, Perfumes, And Flavour Materials	23	23	4 567	4 567
893 Article Of Plastics	0	101	0	718
LAINNYA	0	0	0	0
<b>SUB TOTAL</b>	<b>23</b>	<b>1 391</b>	<b>4 567</b>	<b>13 478</b>
<b>AUSTRALIA</b>				
041 Wheat And Meslin, Unmilled	442 192 340	2 590 063 740	160 687 809	959 717 155
684 Alumunium	11 997 127	72 930 143	27 031 388	167 912 677
061 Sugar, Molasses, And Honey	11 250 204	281 070 184	6 053 058	156 450 271
001 Live Animals Other Than Fish	10 856 025	55 141 029	27 850 624	151 746 296
282 Waste And Scrap Metal Of Iron/steel	15 454 959	265 002 169	5 794 286	110 836 498
LAINNYA	402 990 691	2 120 007 701	219 747 971	1 296 800 796
<b>SUB TOTAL</b>	<b>894 741 346</b>	<b>5 384 214 966</b>	<b>447 165 136</b>	<b>2 843 463 693</b>
<b>NEW ZEALAND</b>				
022 Milk,cream, And Milk Products Other Than Butter Or Cheese	3 694 532	41 257 277	18 287 921	156 487 321
251 Pulp And Waste Paper	27 865 951	160 744 468	12 873 191	66 971 679
081 Feeding Stuff For Animals	12 218 114	61 625 339	8 410 787	45 355 602
023 Butter And Other Fats From Milk	1 397 755	7 919 229	6 750 885	33 851 200
024 Cheese And Curds	196 702	7 726 123	974 903	32 108 328
LAINNYA	16 739 275	102 839 186	23 359 407	135 525 348
<b>SUB TOTAL</b>	<b>62 112 329</b>	<b>382 111 622</b>	<b>70 657 094</b>	<b>470 299 478</b>
<b>MICRONESIA, FED. STATES OF</b>				
292 Crude Vegetable Materials	0	689	0	2 461
057 Fruit And Nut; Fresh Or Dried	0	4	0	8
LAINNYA	0	0	0	0
<b>SUB TOTAL</b>	<b>0</b>	<b>693</b>	<b>0</b>	<b>2 469</b>
<b>GUAM</b>				
122 Tobacco, Manufactured	0	1	0	30
LAINNYA	0	0	0	0
<b>SUB TOTAL</b>	<b>0</b>	<b>1</b>	<b>0</b>	<b>30</b>
<b>NAURU</b>				
741 Heating And Cooling Equipments And Parts	0	784	0	14 913

**I.6 IMPOR KOMODITI MENURUT NEGARA ASAL / IMPORT BY COUNTRY OF ORIGIN  
DAN LIMA GOLONGAN BARANG (SITC) UTAMA / AND FIVE MAJOR SITC COMMODITY GROUP  
\*\* JULI / JULY 2013 \*\***

Negara Asal/ SITC/ Uraian Golongan Barang <i>Country of Origin/ SITC/ group Description</i>	Berat Bersih / <i>Net Weight (Kg)</i>		Nilai CIF / <i>CF Value (US\$)</i>	
	Bulan ini <i>Current month</i>	Kumulatif <i>Cum. Jan to date</i>	Bulan ini <i>Current month</i>	Kumulatif <i>Cum. Jan to date</i>
LAINNYA	0	0	0	0
SUB TOTAL	0	784	0	14 913
<b>NEW CALEDONIA</b>				
282 Waste And Scrap Metal Of Iron/steel	0	202 340	0	80 936
874 Measuring, Checking, Analysing, And Controlling Instrument And Appa	0	329	0	18 129
694 Nails, Screws, Nuts, Bolts, Rivets Of Iron/steel Or Copper	0	225	0	7 496
728 Other Machines And Equipment Specialized For Particular Industry	0	152	0	5 144
893 Article Of Plastics	0	172	0	3 545
LAINNYA	240	2 948	3 020	27 704
SUB TOTAL	240	206 166	3 020	142 954
<b>NIUE</b>				
772 Electrical Apparatus For Making And Breaking Electrical Circuits	0	3	0	315
LAINNYA	0	0	0	0
SUB TOTAL	0	3	0	315
<b>SAINT VINCENT AND THE GRENADINES</b>				
661 Lime,cement And Fabricated Construction Materials	0	20 978 000	0	1 468 460
771 Electric Power Machinery And Parts	0	34	0	3 430
LAINNYA	0	0	0	0
SUB TOTAL	0	20 978 034	0	1 471 890
<b>WALLISAND FUTUNA ISLANDS</b>				
723 Civil Engineering And Contractor Plants And Equipments/parts	0	1	0	1
LAINNYA	0	0	0	0
SUB TOTAL	0	1	0	1
<b>AMERICAN SAMOA</b>				
081 Feeding Stuff For Animals	183 653	691 735	220 384	835 986
263 Cotton	0	239 916	0	455 745
344 Petroleum Gases And Other Gas	773	6 110	57 078	409 059
723 Civil Engineering And Contractor Plants And Equipments/parts	0	33 342	0	344 277
592 Starches, Inulin, And Wheat Glutenal Buminoidal Substances; Glues	0	9 286	0	121 200
LAINNYA	9	206 995	759	358 943
SUB TOTAL	184 435	1 187 384	278 221	2 525 210
<b>COOK ISLANDS</b>				
662 Clay And Refactory Construction Materials	0	537 131	0	381 952
663 Mineral Manufactures	0	375	0	7 324
653 Fabrics, Woven, Of Man-made Fibres	0	289	0	4 823
699 Manufactures Of Base Metals	0	3 904	0	2 761
523 Metallicalts And Peroxysalts	0	1 247	0	869
LAINNYA	0	1	0	50
SUB TOTAL	0	542 947	0	397 779
<b>FIJI</b>				
034 Fish, Fresh, Chilled Or Frozen	0	261 927	0	880 838
081 Feeding Stuff For Animals	121 620	729 960	115 539	636 328
282 Waste And Scrap Metal Of Iron/steel	0	318 788	0	122 353
111 Non-alcoholic Beverages, Nes	0	115 500	0	116 985
685 Lead	0	43 960	0	95 627
LAINNYA	0	204 792	0	60 236
SUB TOTAL	121 620	1 674 927	115 539	1 912 367
<b>MARSHALL ISLANDS</b>				
793 Ships, Boats, And Floating Structures	0	1 594 000	0	2 400 000
772 Electrical Apparatus For Making And Breaking Electrical Circuits	0	26	0	3 076
893 Article Of Plastics	29	29	522	522
LAINNYA	0	0	0	0
SUB TOTAL	29	1 594 055	522	2 403 598
<b>SAMOA</b>				
728 Other Machines And Equipment Specialized For Particular Industry	0	47 584	0	209 250

**I.6 IM POR KOM ODITI MENURUT NEGARA ASAL / IMPORT BY COUNTRY OF ORIGIN**  
**DAN LIM A GOLONGAN BARANG (SITC) UTAMA / AND FIVE MAJOR SITC COMMODITY GROUP**  
**\*\* JULI / JULY 2013 \*\***

Negara Asal/ SITC/ Uraian Golongan Barang <i>Country of Origin/ SITC/ group Description</i>	Berat Bersih / <i>Net Weight (Kg)</i>		Nilai CIF / <i>CIF Value (US\$)</i>	
	Bulan ini <i>Current month</i>	Kumulatif <i>Cum. Jan to date</i>	Bulan ini <i>Current month</i>	Kumulatif <i>Cum. Jan to date</i>
651 Textile Yarns	0	43 092	0	121 520
731 Machine Tools By Removing Metal	0	18 702	0	82 242
579 Waste And Scrap Of Plastics	93 888	93 888	75 092	75 092
034 Fish, Fresh, Chilled Or Frozen	0	14 872	0	70 642
LAINNYA	4	24 144	103	64 957
<b>SUB TOTAL</b>	<b>93 892</b>	<b>242 282</b>	<b>75 195</b>	<b>623 703</b>
<b>SOLOMON ISLANDS</b>				
072 Cocoa	150 000	630 000	353 353	1 511 859
081 Feeding Stuff For Animals	40 000	175 000	51 200	217 961
LAINNYA	0	0	0	0
<b>SUB TOTAL</b>	<b>190 000</b>	<b>805 000</b>	<b>404 553</b>	<b>1 729 820</b>
<b>CHRISTMAS ISLANDS</b>				
562 Fertilizers, Manufactured	0	13 000 000	0	2 145 000
851 Footwears	0	28	0	134
653 Fabrics, Woven, Of Man-made Fibres	0	6	0	27
656 Tulle,lace,embroidery,ribbons,trimmings And Other Small Wares	0	6	0	27
LAINNYA	0	0	0	0
<b>SUB TOTAL</b>	<b>0</b>	<b>13 000 040</b>	<b>0</b>	<b>2 145 188</b>
<b>COCOS (KEELING) ISLANDS</b>				
821 Furnitures And Parts	0	20 855	0	32 800
874 Measuring, Checking, Analysing, And Controlling Instrument And Appar	29	29	290	290
748 Transmission Shafts And Cranks	0	4	0	67
LAINNYA	0	0	0	0
<b>SUB TOTAL</b>	<b>29</b>	<b>20 888</b>	<b>290</b>	<b>33 157</b>
<b>TOKELAU</b>				
772 Electrical Apparatus For Making And Breaking Electrical Circuits	0	2 986	0	60 028
232 Synthetic Rubber Latex, Synthetic/ reclaimed Rubber	16 800	16 800	55 944	55 944
844 Women's Coats/ jackets, Knitted	95	95	4 486	4 486
784 Parts And Accessories Of The Motor Vehicles	0	717	0	1 083
713 Internal Combustion Piston Engines And Parts	0	39	0	805
LAINNYA	9	82	337	1 741
<b>SUB TOTAL</b>	<b>16 904</b>	<b>20 719</b>	<b>60 767</b>	<b>124 087</b>
<b>EAST TIMOR</b>				
071 Coffee And Coffee Substitutes	0	200 402	0	43 886
223 Oil Seeds Use For Extraction Of Other Fixed Vegetable Oils	14 400	29 928	4 432	16 584
057 Fruit And Nut; Fresh Or Dried	0	13 600	0	1 992
269 Old Clothing And Other Old Textile Articles; Rags	0	172	0	644
LAINNYA	0	0	0	0
<b>SUB TOTAL</b>	<b>14 400</b>	<b>244 102</b>	<b>4 432</b>	<b>63 106</b>
<b>UNITED STATES</b>				
222 Oil Seeds Use For Extraction Of soft Fixed Vegetable Oils	158 984 869	990 320 582	97 255 926	610 133 329
791 Railway Vehicles And Associated Equipments	1 290 105	10 277 426	43 024 371	331 125 942
081 Feeding Stuff For Animals	85 948 216	462 087 655	61 603 387	317 510 893
792 Aircraft And Associated Equipments And Parts	28 370	458 000	12 674 927	182 478 629
263 Cotton	14 913 177	86 498 538	32 545 325	176 118 557
LAINNYA	276 055 143	1 893 588 280	574 115 660	3 802 489 973
<b>SUB TOTAL</b>	<b>537 219 880</b>	<b>3 443 230 481</b>	<b>821 219 596</b>	<b>5 419 857 323</b>
<b>CANADA</b>				
562 Fertilizers, Manufactured	265 651 000	985 882 955	111 573 420	427 008 526
041 Wheat And Meslin, Unmilled	100 517 000	868 718 815	45 588 233	361 122 758
251 Pulp And Waste Paper	35 055 977	266 914 152	25 040 554	182 178 105
792 Aircraft And Associated Equipments And Parts	72	70 616	10 176	81 742 082
723 Civil Engineering And Contractor Plants And Equipments/parts	58 978	2 640 630	2 270 192	59 757 934
LAINNYA	27 475 969	125 414 203	42 326 657	200 764 006
<b>SUB TOTAL</b>	<b>428 758 996</b>	<b>2 249 641 371</b>	<b>226 809 232</b>	<b>1 312 573 411</b>
<b>MEXICO</b>				

**I.6 IMPOR KOMODITI MENURUT NEGARA ASAL / IMPORT BY COUNTRY OF ORIGIN  
DAN LIMA GOLONGAN BARANG (SITC) UTAMA / AND FIVE MAJOR SITC COMMODITY GROUP  
\*\* JULI / JULY 2013 \*\***

Negara Asal/ SITC/ Uraian Golongan Barang <i>Country of Origin/ SITC/ group Description</i>	Berat Bersih / <i>Net Weight (Kg)</i>		Nilai CIF / <i>CF Value (US\$)</i>	
	Bulan ini <i>Current month</i>	Kumulatif <i>Cum. Jan to date</i>	Bulan ini <i>Current month</i>	Kumulatif <i>Cum. Jan to date</i>
764 Telecommunication Equipments And Parts	36 718	250 599	36 141 353	191 927 413
672 Ingots And Other Iron/steel In Primary Forms	0	99 815 525	0	51 090 726
282 Waste And Scrap Metal Of Iron/steel	44 304 540	86 258 510	18 699 300	37 033 185
579 Waste And Scrap Of Plastics	491 841	19 448 106	361 913	15 168 049
743 Pumps, Compressors, Fans, Blowers, Centrifuges, And Parts LAINNYA	139 099 2 450 098	725 912 17 017 311	1 928 860 14 753 837	9 876 136 84 295 265
<b>SUB TOTAL</b>	<b>47 422 296</b>	<b>223 515 963</b>	<b>71 885 263</b>	<b>389 390 774</b>
<b>GUATEMALA</b>				
061 Sugar, Molasses, And Honey	0	5 000 000	0	2 539 500
292 Crude Vegetable Materials	0	6 000	0	36 000
845 Articles Of Apparel	52	643	1 803	29 130
551 Essential Oils, Perfumes, And Flavour Materials	1	67	6	12 348
844 Women's Coats/jackets, Knitted LAINNYA	14 26	226 4 475	459 723	10 327 25 055
<b>SUB TOTAL</b>	<b>93</b>	<b>5 011 411</b>	<b>2 991</b>	<b>2 652 360</b>
<b>HONDURAS</b>				
554 Soap,cleansing And Polishing Preparations	0	21 007	0	216 133
773 Equipment For Distributing Electricity	2 099	6 378	68 454	198 150
251 Pulp And Waste Paper	367 649	612 369	91 912	153 092
845 Articles Of Apparel	8	688	678	51 482
764 Telecommunication Equipments And Parts LAINNYA	0 14	12 374	0 399	18 473 14 613
<b>SUB TOTAL</b>	<b>369 770</b>	<b>640 828</b>	<b>161 443</b>	<b>651 943</b>
<b>NICARAGUA</b>				
791 Railway Vehicles And Associated Equipments	15 233	15 233	621 635	621 635
121 Tobacco, Unmanufactured And Refused	0	6 390	0	140 587
845 Articles Of Apparel	0	679	0	45 889
621 Materials Of Rubber	0	199	0	2 390
811 Prefabricated Buildings LAINNYA	0 36	1 437 76	0 1 053	2 226 2 037
<b>SUB TOTAL</b>	<b>15 269</b>	<b>24 014</b>	<b>622 688</b>	<b>814 764</b>
<b>PANAMA</b>				
793 Ships, Boats, And Floating Structures	0	43 590 001	0	8 440 023
282 Waste And Scrap Metal Of Iron/steel	1 251 330	4 570 110	504 641	1 831 440
081 Feeding Stuff For Animals	402 270	908 430	483 003	1 005 740
713 Internal Combustion Piston Engines And Parts	0	7 800	0	143 930
288 Non-ferrous Base Metal Waste And Scraps LAINNYA	0 12 814	24 980 61 660	0 68 518	40 468 212 493
<b>SUB TOTAL</b>	<b>1 666 414</b>	<b>49 162 981</b>	<b>1 056 162</b>	<b>11 674 094</b>
<b>CUBA</b>				
112 Alcoholic Beverages	954	2 990	4 011	11 014
121 Tobacco, Unmanufactured And Refused LAINNYA	0 0	15 0	0 0	209 0
<b>SUB TOTAL</b>	<b>954</b>	<b>3 005</b>	<b>4 011</b>	<b>11 223</b>
<b>SURINAME</b>				
074 Tea And Mate	5	5	985	985
784 Parts And Accessories Of The Motor Vehicles	6	6	199	199
749 Non-electric Parts And Accessories Of Machineries LAINNYA	1 0	1 0	19 0	19 0
<b>SUB TOTAL</b>	<b>12</b>	<b>12</b>	<b>1 203</b>	<b>1 203</b>
<b>CHILE</b>				
281 Iron Ore And Concentrates	0	304 632 000	0	50 474 613
682 Copper	1 495 294	4 341 483	10 960 034	33 269 562
251 Pulp And Waste Paper	7 355 280	26 511 030	5 029 318	17 146 463
057 Fruit And Nut; Fresh Or Dried	223 368	2 998 195	500 365	6 695 442
411 Animal Oils And Fats	1 188 115	3 064 930	1 963 266	5 582 924

**I.6 IMPOR KOMODITI MENURUT NEGARA ASAL / IMPORT BY COUNTRY OF ORIGIN  
DAN LIMA GOLONGAN BARANG (SITC) UTAMA / AND FIVE MAJOR SITC COMMODITY GROUP  
\*\* JULI / JULY 2013 \*\***

Negara Asal/ SITC/ Uraian Golongan Barang <i>Country of Origin/ SITC/ group Description</i>	Berat Bersih / <i>Net Weight (Kg)</i>		Nilai CIF / <i>CIF Value (US\$)</i>	
	Bulan ini <i>Current month</i>	Kumulatif <i>Cum. Jan to date</i>	Bulan ini <i>Current month</i>	Kumulatif <i>Cum. Jan to date</i>
LAINNYA	4 917 089	19 134 000	4 848 082	19 535 191
SUB TOTAL	15 179 146	360 681 638	23 301 065	132 704 195
<b>VENEZUELA</b>				
541 Medicinal And Pharmaceutical Products	535	2 933	34 680	172 299
728 Other Machines And Equipment Specialized For Particular Industry	0	4 027	0	140 300
611 Leathers	0	79 120	0	82 594
893 Article Of Plastics	0	666	0	20 061
699 Manufactures Of Base Metals	703	703	15 731	15 731
LAINNYA	52 483	52 651	23 017	36 668
SUB TOTAL	53 721	140 100	73 428	467 653
<b>ARGENTINA</b>				
081 Feeding Stuff For Animals	321 996 571	1 482 430 560	168 392 077	816 642 392
044 Maize, Unmilled	164 057 579	220 769 268	49 035 863	66 703 351
222 Oil Seeds Use For Extraction Ofsoft Fixed Vegetable Oils	59 558 130	72 499 270	36 280 219	43 810 499
022 Milk,cream, And Milk Products Other Than Butter Or Cheese	450 000	3 875 000	1 360 188	12 404 800
679 Tubes, Pipes, Hollow Profile, Pipe Fitting Of Iron/steel	621	7 364 813	2 243	11 738 716
LAINNYA	1 742 705	24 281 260	4 427 862	35 099 621
SUB TOTAL	547 805 606	1 811 220 171	259 498 452	986 399 379
<b>BRAZIL</b>				
061 Sugar, Molasses, And Honey	33 245 841	630 552 841	16 864 137	330 215 749
081 Feeding Stuff For Animals	58 464 010	338 963 710	31 780 185	182 423 717
263 Cotton	7 971 840	80 789 161	16 498 962	158 409 598
672 Ingots And Other Iron/steel In Primary Forms	40 887 069	165 035 506	24 414 611	90 850 177
281 Iron Ore And Concentrates	0	452 596 523	0	82 271 413
LAINNYA	19 848 115	224 068 405	41 050 090	282 978 342
SUB TOTAL	160 416 875	1 892 006 146	130 607 985	1 127 148 996
<b>COLOMBIA</b>				
542 Medicaments, Including Veterinary Medicaments	0	7 966	0	4 755 165
591 Disinfectants, Insecticides, And Fungicides Put In Forms	108 000	304 949	493 560	1 721 925
575 Other Plastics In Primary Forms	87 000	408 000	349 022	1 181 873
513 Carboxylic Acids,and Their Anhydrides,halides,peroxides	20 000	285 600	30 000	628 376
325 Coke And Semi Coke Of Coal/ lignite/ peat	0	1 330 375	0	538 802
LAINNYA	210 283	1 720 078	291 874	2 096 377
SUB TOTAL	425 283	4 056 968	1 164 456	10 922 518
<b>BOLIVIA</b>				
634 Veneers,plywood,improved/ reconstituted Wood Worked	0	275	0	10 586
746 Ball Or Roller Bearings	0	128	0	8 787
893 Article Of Plastics	0	4	0	1 474
771 Electric Power Machinery And Parts	10	10	279	279
642 Paper And Paperboard Cut To Size/shape And Article Of Papers	0	4	0	18
LAINNYA	0	0	0	0
SUB TOTAL	10	421	279	21 144
<b>URUGUAY</b>				
251 Pulp And Waste Paper	1 486 472	13 370 698	1 022 382	9 160 242
248 Wood, simply Worked And Railway Sleeper Of Wood	632 750	3 330 481	372 746	1 847 847
222 Oil Seeds Use For Extraction Ofsoft Fixed Vegetable Oils	1 497 720	2 817 990	915 384	1 715 258
575 Other Plastics In Primary Forms	0	154 450	0	676 014
531 Synthetic Organic; Colouring Matter	0	139 403	0	466 791
LAINNYA	104 549	982 289	189 039	966 543
SUB TOTAL	3 721 491	20 795 311	2 499 551	14 832 695
<b>PARAGUAY</b>				
081 Feeding Stuff For Animals	38 724 370	59 488 355	21 241 647	33 392 789
044 Maize, Unmilled	0	8 500 000	0	2 723 250
263 Cotton	176 490	1 178 274	353 993	2 140 498
222 Oil Seeds Use For Extraction Ofsoft Fixed Vegetable Oils	2 758 438	3 262 528	1 627 936	1 922 023
611 Leathers	23 116	741 105	31 669	981 019

**I.6 IMPOR KOMODITI MENURUT NEGARA ASAL / IMPORT BY COUNTRY OF ORIGIN  
DAN LIMA GOLONGAN BARANG (SITC) UTAMA / AND FIVE MAJOR SITC COMMODITY GROUP  
\*\* JULI / JULY 2013 \*\***

Negara Asal/ SITC/ Uraian Golongan Barang <i>Country of Origin/ SITC/ group Description</i>	Berat Bersih / <i>Net Weight (Kg)</i>		Nilai CIF / <i>CF Value (US\$)</i>	
	Bulan ini <i>Current month</i>	Kumulatif <i>Cum. Jan to date</i>	Bulan ini <i>Current month</i>	Kumulatif <i>Cum. Jan to date</i>
LAINNYA	762	22 314	15 973	121 878
SUB TOTAL	41 683 176	73 192 576	23 271 218	41 281 457
<b>ECUADOR</b>				
072 Cocoa	100 050	901 278	217 809	2 029 088
121 Tobacco, Unmanufactured And Refused	7 152	50 237	603 292	1 911 065
081 Feeding Stuff For Animals	0	260 555	0	560 721
747 Taps, Cocks, And Valves For Pipes	0	462	0	129 783
641 Papers And Paperboards	31 589	146 151	25 523	116 027
LAINNYA	2 979	384 941	55 050	315 364
SUB TOTAL	141 770	1 743 624	901 674	5 062 048
<b>PERU</b>				
562 Fertilizers, Manufactured	0	80 384 000	0	11 734 821
081 Feeding Stuff For Animals	1 035 208	5 783 243	2 044 250	10 991 743
057 Fruit And Nut; Fresh Or Dried	2 364	2 376 756	8 933	5 059 377
682 Copper	277 287	277 287	2 033 115	2 033 115
523 Metallicsalts And Peroxysalts	0	650 000	0	1 569 880
LAINNYA	250 467	931 163	402 191	2 135 451
SUB TOTAL	1 565 326	90 402 449	4 488 489	33 524 387
<b>GUYANA</b>				
278 Other Crude Minerals	0	710 470	0	436 939
892 Printed Matter	0	1	0	220
LAINNYA	0	0	0	0
SUB TOTAL	0	710 471	0	437 159
<b>TRINIDAD AND TOBAGO</b>				
282 Waste And Scrap Metal Of Iron/steel	515 750	840 440	154 725	252 132
288 Non-ferrous Base Metal Waste And Scraps	0	45 560	0	72 153
699 Manufactures Of Base Metals	29	29	10 529	10 529
579 Waste And Scrap Of Plastics	0	36 931	0	9 233
655 Knitted Or Crocheted Fabrics	0	347	0	3 778
LAINNYA	0	187	0	2 509
SUB TOTAL	515 779	923 494	165 254	350 334
<b>BAHAMAS</b>				
793 Ships, Boats, And Floating Structures	0	4 832 000	0	6 452 500
112 Alcoholic Beverages	1 299	2 857	4 968	11 228
892 Printed Matter	0	12	0	4 015
LAINNYA	0	0	0	0
SUB TOTAL	1 299	4 834 869	4 968	6 467 743
<b>JAMAICA</b>				
743 Pumps, Compressors, Fans, Blowers, Centrifuges, And Parts	0	6 309	0	422 115
251 Pulp And Waste Paper	0	99 425	0	21 874
112 Alcoholic Beverages	160	1 237	674	9 493
551 Essential Oils, Perfumes, And Flavour Materials	0	3	0	1 271
892 Printed Matter	0	3	0	15
LAINNYA	1	1	6	6
SUB TOTAL	161	106 978	680	454 774
<b>PUERTO RICO</b>				
515 Organo-inorganic And Heterocyclic Compounds	0	138	0	2 640 326
542 Medicaments, Including Veterinary Medicaments	196	8 095	13 406	1 990 292
541 Medicinal And Pharmaceutical Products	0	3 301	0	1 358 089
282 Waste And Scrap Metal Of Iron/steel	3 136 543	3 136 543	1 301 301	1 301 301
514 Nitrogen-function Compounds	0	100	0	521 416
LAINNYA	1 873	26 986	57 679	942 515
SUB TOTAL	3 138 612	3 175 163	1 372 386	8 753 939
<b>BELIZE</b>				
655 Knitted Or Crocheted Fabrics	4 399	71 330	71 158	769 494

**I.6 IM POR KOM ODITI MENURUT NEGARA ASAL / IMPORT BY COUNTRY OF ORIGIN  
DAN LIMA GOLONGAN BARANG (SITC) UTAMA / AND FIVE MAJOR SITC COMMODITY GROUP  
\*\* JULI / JULY 2013 \*\***

Negara Asal/ SITC/ Uraian Golongan Barang <i>Country of Origin/ SITC/ group Description</i>	Berat Bersih / <i>Net Weight (Kg)</i>		Nilai CIF / <i>CIF Value (US\$)</i>	
	Bulan ini <i>Current month</i>	Kumulatif <i>Cum. Jan to date</i>	Bulan ini <i>Current month</i>	Kumulatif <i>Cum. Jan to date</i>
686 Zinc	0	41 197	0	89 414
651 Textile Yarns	0	6 269	0	85 045
267 Other Man-made Fibres Suitable For Spinning And Waste	6 901	6 901	78 709	78 709
652 Cotton Fabrics, Woven	0	8 872	0	71 328
LAINNYA	200	168 501	927	188 480
<b>SUB TOTAL</b>	<b>11 500</b>	<b>303 070</b>	<b>150 794</b>	<b>1 282 470</b>
<b>DOMINICAN REPUBLIC</b>				
282 Waste And Scrap Metal Of Iron/steel	232 990	3 060 380	94 827	1 310 604
121 Tobacco, Unmanufactured And Refused	246	12 084	4 021	319 815
211 Hides And Skins, Raw	70 610	70 610	154 940	154 940
288 Non-ferrous Base Metal Waste And Scraps	0	18 790	0	38 520
872 Medical Instruments And Appliances	0	238	0	33 380
LAINNYA	23 644	48 620	33 945	141 466
<b>SUB TOTAL</b>	<b>327 490</b>	<b>3 210 722</b>	<b>287 733</b>	<b>1 998 725</b>
<b>EL SALVADOR</b>				
061 Sugar, Molasses, And Honey	0	50 000 000	0	25 394 999
121 Tobacco, Unmanufactured And Refused	0	38 855	0	1 113 334
001 Live Animals Other Than Fish	0	890	0	16 259
292 Crude Vegetable Materials	227	227	9 408	9 408
892 Printed Matter	19	188	2 583	9 366
LAINNYA	1 250	1 916	6 988	16 922
<b>SUB TOTAL</b>	<b>1 496</b>	<b>50 042 076</b>	<b>18 979</b>	<b>26 560 288</b>
<b>COSTA RICA</b>				
759 Parts And Accessories For Machine Of Heading 751 Or 752	225	4 692	195 527	1 787 613
223 Oil Seeds Use For Extraction Of Other Fixed Vegetable Oils	733	2 579	154 770	541 696
034 Fish, Fresh, Chilled Or Frozen	75 000	75 000	367 500	367 500
251 Pulp And Waste Paper	159 752	1 420 417	35 145	328 602
611 Leathers	0	15 401	0	313 747
LAINNYA	54 228	605 262	211 275	913 445
<b>SUB TOTAL</b>	<b>289 938</b>	<b>2 123 351</b>	<b>964 217</b>	<b>4 252 603</b>
<b>HAITI</b>				
551 Essential Oils, Perfumes, And Flavour Materials	0	233	0	12 493
851 Footwears	126	126	4 806	4 806
845 Articles Of Apparel	0	41	0	2 497
843 Men's Coats/jackets, Knitted	7	7	265	265
695 Tools For Used In The Hand Or In Machines	0	14	0	169
LAINNYA	0	0	0	0
<b>SUB TOTAL</b>	<b>133</b>	<b>421</b>	<b>5 071</b>	<b>20 230</b>
<b>BARBADOS</b>				
112 Alcoholic Beverages	231	591	970	4 345
759 Parts And Accessories For Machine Of Heading 751 Or 752	0	22	0	2 583
772 Electrical Apparatus For Making And Breaking Electrical Circuits	20	20	914	914
874 Measuring, Checking, Analysing, And Controlling Instrument And Appar	0	10	0	156
LAINNYA	0	0	0	0
<b>SUB TOTAL</b>	<b>251</b>	<b>643</b>	<b>1 884</b>	<b>7 998</b>
<b>ANTIGUA AND BARBUDA</b>				
746 Ball Or Roller Bearings	0	48	0	5 740
773 Equipment For Distributing Electricity	0	3	0	1 287
748 Transmission Shafts And Cranks	19	19	1 020	1 020
LAINNYA	0	0	0	0
<b>SUB TOTAL</b>	<b>19</b>	<b>70</b>	<b>1 020</b>	<b>8 047</b>
<b>ANGUILLA</b>				
893 Article Of Plastics	0	235	0	2 207
784 Parts And Accessories Of The Motor Vehicles	9	9	441	441
LAINNYA	0	0	0	0
<b>SUB TOTAL</b>	<b>9</b>	<b>244</b>	<b>441</b>	<b>2 648</b>



**I.6 IMPOR KOMODITI MENURUT NEGARA ASAL / IMPORT BY COUNTRY OF ORIGIN  
DAN LIMA GOLONGAN BARANG (SITC) UTAMA / AND FIVE MAJOR SITC COMMODITY GROUP  
\*\* JULI / JULY 2013 \*\***

Negara Asal/ SITC/ Uraian Golongan Barang <i>Country of Origin/ SITC/ group Description</i>	Berat Bersih / <i>Net Weight (Kg)</i>		Nilai CIF / <i>CIF Value (US\$)</i>	
	Bulan ini <i>Current month</i>	Kumulatif <i>Cum. Jan to date</i>	Bulan ini <i>Current month</i>	Kumulatif <i>Cum. Jan to date</i>
<b>ARUBA</b>				
892 Printed Matter	3	3	214 200	214 200
694 Nails, Screws, Nuts, Bolts, Rivets Of Iron/ steel Or Copper	0	1	0	2
LAINNYA	0	0	0	0
<b>SUB TOTAL</b>	<b>3</b>	<b>4</b>	<b>214 200</b>	<b>214 202</b>
<b>BERMUDA</b>				
342 Liquefied Propane And Butane	44 559 000	282 881 595	36 742 486	231 174 004
776 Thermionic, Cold Cathode, And Photo Cathode Valves/tubes	147	147	47 916	47 916
884 Optical Goods	59	59	19 247	19 247
772 Electrical Apparatus For Making And Breaking Electrical Circuits	31	31	9 929	9 929
743 Pumps, Compressors, Fans, Blowers, Centrifuges, And Parts	31	31	9 927	9 927
LAINNYA	168	235	10 346	10 869
<b>SUB TOTAL</b>	<b>44 559 436</b>	<b>282 882 098</b>	<b>36 839 851</b>	<b>231 271 892</b>
<b>CAPE VERDE</b>				
653 Fabrics, Woven, Of Man-made Fibres	0	464	0	5 491
764 Telecommunication Equipments And Parts	0	388	0	5 244
713 Internal Combustion Piston Engines And Parts	46	237	52	2 495
LAINNYA	0	0	0	0
<b>SUB TOTAL</b>	<b>46</b>	<b>1 089</b>	<b>52</b>	<b>13 230</b>
<b>CAYMAN ISLANDS</b>				
749 Non-electric Parts And Accessories Of Machineries	0	2	0	4 605
792 Aircraft And Associated Equipments And Parts	0	1	0	941
665 Glassware	0	4	0	95
LAINNYA	0	0	0	0
<b>SUB TOTAL</b>	<b>0</b>	<b>7</b>	<b>0</b>	<b>5 641</b>
<b>DOMINICA</b>				
251 Pulp And Waste Paper	370 360	370 360	92 590	92 590
841 Men's Coats/jackets, Not Knitted	0	108	0	6 345
842 Women's Coats/jacket, Not Knitted	0	68	0	5 167
874 Measuring, Checking, Analysing, And Controlling Instrument And Appai	0	34	0	3 028
743 Pumps, Compressors, Fans, Blowers, Centrifuges, And Parts	2	53	17	749
LAINNYA	6	218	4	417
<b>SUB TOTAL</b>	<b>370 368</b>	<b>370 841</b>	<b>92 611</b>	<b>108 296</b>
<b>FALKLAND ISLANDS</b>				
699 Manufactures Of Base Metals	30	30	1 508	1 508
629 Articles Of Rubbers	0	42	0	861
741 Heating And Cooling Equipments And Parts	0	24	0	485
LAINNYA	0	0	0	0
<b>SUB TOTAL</b>	<b>30</b>	<b>96</b>	<b>1 508</b>	<b>2 854</b>
<b>FRENCH POLYNESIA</b>				
291 Crude Animal Materials	0	39 725	0	19 962
LAINNYA	0	0	0	0
<b>SUB TOTAL</b>	<b>0</b>	<b>39 725</b>	<b>0</b>	<b>19 962</b>
<b>GREENLAND</b>				
036 Crustaceans, Molluscs, And Aquatic Invertebrates	39 245	245 729	125 641	518 377
034 Fish, Fresh, Chilled Or Frozen	0	31 586	0	63 172
531 Synthetic Organic; Colouring Matter	488	488	1 081	1 081
232 Synthetic Rubber Latex, Synthetic/reclaimed Rubber	0	233	0	633
LAINNYA	0	0	0	0
<b>SUB TOTAL</b>	<b>39 733</b>	<b>278 036</b>	<b>126 722</b>	<b>583 263</b>
<b>GRENADA</b>				
657 Special Yarns, textile Fabrics	0	35 378	0	50 782
743 Pumps, Compressors, Fans, Blowers, Centrifuges, And Parts	0	241	0	2 554
772 Electrical Apparatus For Making And Breaking Electrical Circuits	0	4	0	1 853

**I.6 IM POR KOM ODITI MENURUT NEGARA ASAL / IMPORT BY COUNTRY OF ORIGIN  
DAN LIMA GOLONGAN BARANG (SITC) UTAMA / AND FIVE MAJOR SITC COMMODITY GROUP  
\*\* JULI / JULY 2013 \*\***

Negara Asal/ SITC/ Uraian Golongan Barang <i>Country of Origin/ SITC/ group Description</i>	Berat Bersih / <i>Net Weight (Kg)</i>		Nilai CIF / <i>CIF Value (US\$)</i>	
	Bulan ini <i>Current month</i>	Kumulatif <i>Cum. Jan to date</i>	Bulan ini <i>Current month</i>	Kumulatif <i>Cum. Jan to date</i>
524 Other Inorganic Chemicals;chemical Compound Of Precious Metals LAINNYA	0 0	3 0	0 0	111 0
SUB TOTAL	0	35 626	0	55 300
<b>MARTINIQUE</b>				
748 Transmission Shafts And Cranks LAINNYA	0 0	1 0	0 0	19 0
SUB TOTAL	0	1	0	19
<b>NETHERLANDS ANTILLES</b>				
892 Printed Matter	0	81	0	2 489 903
737 Metalworking Machinery And Parts	83 339	83 482	978 782	979 528
597 Additive For Mineral Oils	0	33 946	0	97 053
334 Petroleum Products, Refined	0	33 203	0	87 724
641 Papers And Paperboards LAINNYA	0 16	1 714 13 631	0 2 554	20 852 23 473
SUB TOTAL	83 355	166 057	981 336	3 698 533
<b>NORFOLK ISLANDS</b>				
598 Miscellaneous Chemical Products	19 200	94 800	109 488	583 524
248 Wood, simply Worked And Railway Sleeper Of Wood LAINNYA	0 0	36 418 0	0 0	10 828 0
SUB TOTAL	19 200	131 218	109 488	594 352
<b>SAN MARINO</b>				
778 Electrical Machinery And Apparatus	0	592	0	15 467
721 Agricultural Machinery And Parts LAINNYA	0 0	60 0	0 0	1 718 0
SUB TOTAL	0	652	0	17 185
<b>TURKS AND CAICOS ISLANDS</b>				
773 Equipment For Distributing Electricity LAINNYA	8 0	8 0	107 0	107 0
SUB TOTAL	8	8	107	107
<b>GUADELOUPE</b>				
747 Taps, Cocks, And Valves For Pipes LAINNYA	0 0	2 0	0 0	406 0
SUB TOTAL	0	2	0	406
<b>SAINT KITTS AND NEVIS</b>				
531 Synthetic Organic; Colouring Matter	0	3 131	0	13 838
641 Papers And Paperboards LAINNYA	0 0	769 0	0 0	4 714 0
SUB TOTAL	0	3 900	0	18 552
<b>UNITED KINGDOM</b>				
251 Pulp And Waste Paper	28 456 788	200 747 826	5 437 693	41 616 244
282 Waste And Scrap Metal Of Iron/steel	13 200 100	67 456 529	5 463 897	29 060 884
781 Passenger Motor Cars	270 725	1 289 772	6 870 774	27 614 468
553 Perfumery, Cosmetics, And Toilet Preparations	155 891	901 809	3 620 407	24 686 476
542 Medicaments, Including Veterinary Medicaments LAINNYA	22 067 13 373 845	149 299 74 830 645	2 500 239 81 065 990	21 075 086 487 910 718
SUB TOTAL	55 479 416	345 375 880	104 959 000	631 963 876
<b>NETHERLANDS</b>				
793 Ships, Boats, And Floating Structures	19 633	4 190 856	35 274	47 208 006
022 Milk, cream, And Milk Products Other Than Butter Or Cheese	1 824 425	12 599 057	5 596 955	44 286 988
098 Edible Products And Preparations	621 684	4 275 164	3 080 109	26 398 514
759 Parts And Accessories For Machine Of Heading 751 Or 752	11 244	62 211	6 404 196	22 336 045
782 Motor Vehicle For The Transportation Of Goods LAINNYA	281 175 23 082 507	1 082 539 129 516 857	2 311 478 67 198 798	20 138 468 361 051 427
SUB TOTAL	25 840 668	151 726 684	84 626 810	521 419 448

**I.6 IMPOR KOM ODITI MENURUT NEGARA ASAL / IMPORT BY COUNTRY OF ORIGIN  
DAN LIMA GOLONGAN BARANG (SITC) UTAMA / AND FIVE MAJOR SITC COMMODITY GROUP  
\*\* JULI / JULY 2013 \*\***

Negara Asal/ SITC/ Uraian Golongan Barang Country of Origin/ SITC/ group Description	Berat Bersih / Net Weight (Kg)		Nilai CIF / CIF Value (US\$)	
	Bulan ini Current month	Kumulatif Cum. Jan to date	Bulan ini Current month	Kumulatif Cum. Jan to date
<b>FRANCE</b>				
792 Aircraft And Associated Equipments And Parts	2 177	258 996	553 837	127 836 429
251 Pulp And Waste Paper	15 726 341	123 827 768	9 512 795	70 384 762
679 Tubes, Pipes, Hollow Profile, Pipe Fitting Of Iron/steel	4 045 052	24 702 119	9 878 206	60 765 776
553 Perfumery, Cosmetics, And Toilet Preparations	93 084	776 711	5 905 064	50 005 441
022 Milk,cream, And Milk Products Other Than Butter Or Cheese	2 549 013	21 077 325	6 836 346	46 605 784
LAINNYA	14 071 998	141 435 651	89 552 213	614 893 342
SUB TOTAL	36 487 665	312 078 570	122 238 461	970 491 534
<b>GERMANY, FED. REP. OF</b>				
679 Tubes, Pipes, Hollow Profile, Pipe Fitting Of Iron/steel	467 020	247 803 063	3 207 801	404 423 911
728 Other Machines And Equipment Specialized For Particular Industry	1 148 830	6 171 853	20 389 068	215 561 610
745 Other Non-electrical Machinery, Tools, And Mechanical Apparatus	136 278	1 809 723	6 144 328	111 092 540
781 Passenger Motor Cars	830 160	6 580 453	11 345 313	91 409 531
744 Mechanical Handling Equipments And Parts	414 642	8 546 787	5 365 146	88 455 015
LAINNYA	70 564 582	470 321 231	259 590 665	1 848 504 838
SUB TOTAL	73 561 512	741 233 110	306 042 321	2 759 447 445
<b>AUSTRIA</b>				
776 Thermionic, Cold Cathode, And Photo Cathode Valves/tubes	13 051	98 906	4 585 856	35 205 337
716 Rotating Electric Plants And Parts	24 820	900 387	681 912	25 783 731
641 Papers And Paperboards	2 055 940	15 474 894	3 276 202	24 565 237
872 Medical Instruments And Appliances	32	93 464	590	19 810 450
728 Other Machines And Equipment Specialized For Particular Industry	98 558	532 972	3 204 597	15 734 953
LAINNYA	3 596 396	14 947 622	24 462 910	112 048 100
SUB TOTAL	5 788 797	32 048 245	36 212 067	233 147 808
<b>BELGIUM</b>				
515 Organo-inorganic And Heterocyclic Compounds	2 958 168	15 320 270	9 958 027	52 347 369
022 Milk,cream, And Milk Products Other Than Butter Or Cheese	2 325 000	9 514 975	9 093 993	31 754 054
251 Pulp And Waste Paper	11 954 600	81 340 260	2 338 091	16 679 716
541 Medicinal And Pharmaceutical Products	30 247	180 074	2 169 494	15 458 532
673 Flat Rolled Products, Not Clad	3 305	24 335 630	15 776	14 911 562
LAINNYA	12 258 200	79 259 394	34 734 452	250 687 218
SUB TOTAL	29 529 520	209 950 603	58 309 833	381 838 451
<b>SWITZERLAND</b>				
714 Engines And Motors, Non-electric And Parts	14 895	123 202	4 157 277	60 159 702
533 Pigments, Paints, Varnishes, And Related Materials	42 934	679 731	1 274 176	21 205 370
515 Organo-inorganic And Heterocyclic Compounds	14 713	306 101	2 026 967	20 236 840
542 Medicaments, Including Veterinary Medicaments	32 371	173 988	3 219 953	20 052 239
551 Essential Oils, Perfumes, And Flavour Materials	162 294	811 006	3 656 206	19 683 241
LAINNYA	2 767 110	25 724 668	34 391 432	264 929 460
SUB TOTAL	3 034 317	27 818 696	48 726 011	406 266 852
<b>LUXEMBOURG</b>				
723 Civil Engineering And Contractor Plants And Equipments/parts	0	1 322 280	0	5 775 679
676 Iron/steel Bars, Rods, Angels, Shaped And Sections	392 415	807 738	581 633	1 253 269
657 Special Yarns,textile Fabrics	6 564	68 829	89 857	929 735
772 Electrical Apparatus For Making And Breaking Electrical Circuits	17 136	17 176	825 273	827 185
749 Non-electric Parts And Accessories Of Machineries	1 663	9 272	117 942	687 262
LAINNYA	13 433	182 499	608 320	2 847 053
SUB TOTAL	431 211	2 407 794	2 223 025	12 320 183
<b>MONACO</b>				
542 Medicaments, Including Veterinary Medicaments	60	310	83 465	420 725
775 Household Type, Electrical/non-electrical Equipments	0	7 842	0	223 620
553 Perfumery, Cosmetics, And Toilet Preparations	147	886	7 099	60 180
514 Nitrogen-function Compounds	0	1 901	0	48 629
523 Metallicsalts And Peroxysalts	0	1 366	0	31 678
LAINNYA	27	3 511	1 388	55 906
SUB TOTAL	234	15 816	91 952	840 738
<b>DENMARK</b>				

**I.6 IM POR KOM ODITI MENURUT NEGARA ASAL / IMPORT BY COUNTRY OF ORIGIN  
DAN LIM A GOLONGAN BARANG (SITC) UTAMA / AND FIVE MAJOR SITC COMMODITY GROUP  
\*\* JULI / JULY 2013 \*\***

Negara Asal/ SITC/ Uraian Golongan Barang <i>Country of Origin/ SITC/ group Description</i>	Berat Bersih / <i>Net Weight (Kg)</i>		Nilai CIF/ <i>CIF Value (US\$)</i>	
	Bulan ini <i>Current month</i>	Kumulatif <i>Cum. Jan to date</i>	Bulan ini <i>Current month</i>	Kumulatif <i>Cum. Jan to date</i>
542 Medicaments, Including Veterinary Medicaments	5 311	50 369	2 837 286	21 292 983
598 Miscellaneous Chemical Products	401 056	891 908	10 176 495	15 136 862
792 Aircraft And Associated Equipments And Parts	0	18 912	0	10 965 947
022 Milk,cream, And Milk Products Other Than Butter Or Cheese	204 475	2 112 547	946 278	9 502 736
728 Other Machines And Equipment Specialized For Particular Industry LAINNYA	33 224 3 253 384	408 595 14 953 572	177 915 9 540 022	7 422 538 62 050 483
<b>SUB TOTAL</b>	<b>3 897 450</b>	<b>18 435 903</b>	<b>23 677 996</b>	<b>126 371 549</b>
<b>NORWAY</b>				
562 Fertilizers, Manufactured	4 440 183	51 984 683	2 279 689	28 881 151
251 Pulp And Waste Paper	5 515 140	38 281 149	2 406 570	15 550 319
793 Ships, Boats, And Floating Structures	0	2 757 121	0	11 850 441
723 Civil Engineering And Contractor Plants And Equipments/parts	27 562	284 533	2 071 181	9 941 421
695 Tools For Used In The Hand Or In Machines LAINNYA	11 338 2 237 340	330 030 8 063 789	584 217 12 138 923	4 781 532 49 110 934
<b>SUB TOTAL</b>	<b>12 231 563</b>	<b>101 701 305</b>	<b>19 480 580</b>	<b>120 115 798</b>
<b>SWEDEN</b>				
764 Telecommunication Equipments And Parts	46 850	738 042	61 833 045	276 202 176
251 Pulp And Waste Paper	8 749 991	72 683 752	7 281 689	68 530 474
782 Motor Vehicle For The Transportation Of Goods	830 004	3 960 224	8 334 039	42 501 621
641 Papers And Paperboards	5 423 105	30 702 558	6 084 911	34 595 551
334 Petroleum Products, Refined LAINNYA	3 955 869 2 781 602	9 982 887 19 167 400	5 562 285 24 799 541	13 748 106 158 595 988
<b>SUB TOTAL</b>	<b>21 787 421</b>	<b>137 234 863</b>	<b>113 895 510</b>	<b>594 173 916</b>
<b>FINLAND</b>				
764 Telecommunication Equipments And Parts	24 978	124 488	6 494 019	88 867 865
741 Heating And Cooling Equipments And Parts	26 894	1 772 979	219 501	19 534 284
641 Papers And Paperboards	3 372 984	19 547 139	3 363 487	18 821 585
759 Parts And Accessories For Machine Of Heading 751 Or 752	3 040	10 976	3 716 930	16 974 101
575 Other Plastics In Primary Forms LAINNYA	54 000 3 853 683	6 438 712 22 113 199	174 990 17 804 138	16 920 807 102 697 900
<b>SUB TOTAL</b>	<b>7 335 579</b>	<b>50 007 493</b>	<b>31 773 065</b>	<b>263 816 542</b>
<b>IRELAND</b>				
551 Essential Oils, Perfumes, And Flavour Materials	224 325	870 290	3 092 522	10 735 323
022 Milk,cream, And Milk Products Other Than Butter Or Cheese	373 500	2 869 993	1 516 319	8 811 686
515 Organo-inorganic And Heterocyclic Compounds	260	3 283	401 577	8 718 349
542 Medicaments, Including Veterinary Medicaments	1 517	16 612	1 562 443	6 808 823
752 Automatic Data Processing Machines And Their Units LAINNYA	6 870 609 989	21 260 9 780 762	1 307 113 4 435 935	4 778 527 25 185 442
<b>SUB TOTAL</b>	<b>1 216 461</b>	<b>13 562 200</b>	<b>12 315 909</b>	<b>65 038 150</b>
<b>ITALY</b>				
728 Other Machines And Equipment Specialized For Particular Industry	617 564	5 200 588	22 941 977	152 306 792
745 Other Non-electical Machinery, Tools, And Mechanical Apparatus	86 637	1 004 135	10 416 871	71 212 110
747 Taps, Cocks, And Valves For Pipes	132 922	1 437 722	4 300 675	54 036 121
679 Tubes, Pipes, Hollow Profile, Pipe Fitting Of Iron/steel	1 403 132	15 744 318	5 313 547	39 827 462
716 Rotating Electric Plants And Parts LAINNYA	23 729 28 021 363	148 257 271 602 360	403 270 97 596 557	36 227 107 655 770 258
<b>SUB TOTAL</b>	<b>30 285 347</b>	<b>295 137 380</b>	<b>140 972 897</b>	<b>1 009 379 850</b>
<b>SPAIN</b>				
792 Aircraft And Associated Equipments And Parts	38 560	50 875	71 567 651	79 260 841
679 Tubes, Pipes, Hollow Profile, Pipe Fitting Of Iron/steel	125 382	4 382 660	1 368 522	46 936 186
741 Heating And Cooling Equipments And Parts	6 263	1 312 804	107 039	25 282 489
533 Pigments, Paints, Varnishes, And Related Materials	1 912 886	11 288 381	2 318 453	15 551 049
778 Electrical Machinery And Apparatus LAINNYA	4 943 5 802 969	1 108 350 41 858 039	211 576 33 982 027	13 219 537 208 008 275
<b>SUB TOTAL</b>	<b>7 891 003</b>	<b>60 001 109</b>	<b>109 555 268</b>	<b>388 258 377</b>

**I.6 IMPOR KOMODITI MENURUT NEGARA ASAL / IMPORT BY COUNTRY OF ORIGIN  
DAN LIMA GOLONGAN BARANG (SITC) UTAMA / AND FIVE MAJOR SITC COMMODITY GROUP  
\*\* JULI / JULY 2013 \*\***

Negara Asal/ SITC/ Uraian Golongan Barang <i>Country of Origin/ SITC/ group Description</i>	Berat Bersih / <i>Net Weight (Kg)</i>		Nilai CIF / <i>CF Value (US\$)</i>	
	Bulan ini <i>Current month</i>	Kumulatif <i>Cum. Jan to date</i>	Bulan ini <i>Current month</i>	Kumulatif <i>Cum. Jan to date</i>
<b>PORTUGAL</b>				
511 Hydrocarbon And Their Halogenated, Nitrated Derivatives	0	4 756 029	0	6 843 926
772 Electrical Apparatus For Making And Breaking Electrical Circuits	1 091	65 352	20 782	3 132 725
845 Articles Of Apparel	8 705	53 080	460 308	3 010 886
724 Textile/leather Machinery And Parts	842	15 509	200 063	1 555 414
842 Women's Coats/jacket, Not Knitted	2 266	13 607	210 470	1 223 289
LAINNYA	176 455	2 669 584	1 080 992	10 478 047
<b>SUB TOTAL</b>	<b>189 359</b>	<b>7 573 161</b>	<b>1 972 615</b>	<b>26 244 287</b>
<b>ICELAND</b>				
723 Civil Engineering And Contractor Plants And Equipments/parts	0	185	0	42 255
411 Animal Oils And Fats	0	760	0	8 607
743 Pumps, Compressors, Fans, Blowers, Centrifuges, And Parts	0	87	0	5 318
581 Tubes, Pipes, And Hoses Of Plastics	0	480	0	4 848
431 Animal And Vegetable Oil; Fat Processed And Their Wax	0	396	0	3 212
LAINNYA	39	213	1 514	11 142
<b>SUB TOTAL</b>	<b>39</b>	<b>2 121</b>	<b>1 514</b>	<b>75 382</b>
<b>MONTSERRAT</b>				
784 Parts And Accessories Of The Motor Vehicles	802	802	1 837	1 837
776 Thermionic, Cold Cathode, And Photo Cathode Valves/tubes	0	3	0	441
LAINNYA	0	0	0	0
<b>SUB TOTAL</b>	<b>802</b>	<b>805</b>	<b>1 837</b>	<b>2 278</b>
<b>GREECE</b>				
263 Cotton	129 973	17 072 322	257 402	32 082 678
251 Pulp And Waste Paper	8 807 185	68 256 842	1 769 463	14 191 641
121 Tobacco, Unmanufactured And Refused	790 020	1 385 330	5 031 180	7 437 245
522 Inorganic Chemical Elements, Oxides And Halogen Salts	0	800 000	0	1 424 800
273 Stone, Sand And Gravel	1 799 260	6 076 335	472 835	1 310 814
LAINNYA	359 384	3 577 616	555 783	5 319 385
<b>SUB TOTAL</b>	<b>11 885 822</b>	<b>97 168 445</b>	<b>8 086 663</b>	<b>61 766 563</b>
<b>VATICAN CITY STATE</b>				
747 Taps, Cocks, And Valves For Pipes	0	1	0	1
LAINNYA	0	0	0	0
<b>SUB TOTAL</b>	<b>0</b>	<b>1</b>	<b>0</b>	<b>1</b>
<b>ANDORRA</b>				
723 Civil Engineering And Contractor Plants And Equipments/parts	0	963	0	615
893 Article Of Plastics	0	9	0	47
771 Electric Power Machinery And Parts	0	50	0	32
657 Special Yarns, textile Fabrics	0	4	0	19
656 Tulle, lace, embroidery, ribbons, trimmings And Other Small Wares	0	1	0	1
LAINNYA	0	1	0	1
<b>SUB TOTAL</b>	<b>0</b>	<b>1 028</b>	<b>0</b>	<b>715</b>
<b>LIECHTENSTEIN</b>				
772 Electrical Apparatus For Making And Breaking Electrical Circuits	1 420	8 447	52 240	346 309
533 Pigments, Paints, Varnishes, And Related Materials	250	15 207	7 611	102 557
699 Manufactures Of Base Metals	0	12	0	964
682 Copper	0	19	0	956
583 Monofilament And Rod Of Plastics	0	2	0	945
LAINNYA	0	0	0	0
<b>SUB TOTAL</b>	<b>1 670</b>	<b>23 687</b>	<b>59 851</b>	<b>451 731</b>
<b>DEMOCRATIC REP. OF THE CONGO</b>				
292 Crude Vegetable Materials	195 644	825 738	513 565	2 077 906
248 Wood, simply Worked And Railway Sleeper Of Wood	24 753	24 753	19 432	19 432
723 Civil Engineering And Contractor Plants And Equipments/parts	0	2 143	0	5 267
LAINNYA	0	0	0	0

**I.6 IM POR KOM ODITI MENURUT NEGARA ASAL / IMPORT BY COUNTRY OF ORIGIN  
DAN LIMA GOLONGAN BARANG (SITC) UTAMA / AND FIVE MAJOR SITC COMMODITY GROUP  
\*\* JULI / JULY 2013 \*\***

Negara Asal/ SITC/ Uraian Golongan Barang <i>Country of Origin/ SITC/ group Description</i>	Berat Bersih / <i>Net Weight (Kg)</i>		Nilai CIF / <i>CIF Value (US\$)</i>	
	Bulan ini <i>Current month</i>	Kumulatif <i>Cum. Jan to date</i>	Bulan ini <i>Current month</i>	Kumulatif <i>Cum. Jan to date</i>
SUB TOTAL	220 397	852 634	532 997	2 102 605
<b>HUNGARY</b>				
764 Telecommunication Equipments And Parts	2 965	63 320	1 737 526	48 808 705
752 Automatic Data Processing Machines And Their Units	19 915	27 292	4 174 487	5 470 148
778 Electrical Machinery And Apparatus	23 484	148 451	474 534	3 536 045
541 Medicinal And Pharmaceutical Products	2 537	17 453	635 648	3 455 452
714 Engines And Motors, Non-electric And Parts	1 511	1 548	1 798 286	1 820 495
LAINNYA	352 997	2 979 674	2 344 444	12 494 854
SUB TOTAL	403 409	3 237 738	11 164 925	75 585 699
<b>POLAND</b>				
022 Milk,cream, And Milk Products Other Than Butter Or Cheese	1 558 300	9 285 500	3 161 921	15 959 038
713 Internal Combustion Piston Engines And Parts	161 444	353 616	3 820 894	8 120 303
778 Electrical Machinery And Apparatus	133 260	1 034 049	1 098 123	7 417 532
792 Aircraft And Associated Equipments And Parts	0	11 709	0	7 000 000
515 Organo-inorganic And Heterocyclic Compounds	501 552	2 756 786	1 198 402	6 678 750
LAINNYA	4 728 083	17 773 975	7 984 548	39 110 141
SUB TOTAL	7 082 639	31 215 635	17 263 888	84 285 764
<b>ROMANIA</b>				
764 Telecommunication Equipments And Parts	0	6 802	0	3 422 174
728 Other Machines And Equipment Specialized For Particular Industry	0	63 711	0	2 304 285
786 Trailers And Other Vehicles, Not Motorized	0	5 900	0	1 762 748
711 Steam And Other Vapour Generating Boilers And Parts	115 276	115 276	1 671 000	1 671 000
842 Women's Coats/ jacket, Not Knitted	6 827	32 886	299 286	1 492 422
LAINNYA	373 136	1 458 930	1 981 461	9 535 057
SUB TOTAL	495 239	1 683 505	3 951 747	20 187 686
<b>BULGARIA</b>				
121 Tobacco, Unmanufactured And Refused	83 160	998 963	776 546	4 838 309
772 Electrical Apparatus For Making And Breaking Electrical Circuits	22 129	99 524	650 450	3 093 670
891 Arms And Ammunitions	0	4 145	0	3 027 484
075 Spices	137 000	5 267 605	48 193	2 388 093
737 Metalworking Machinery And Parts	54 600	261 470	305 223	1 669 354
LAINNYA	2 490 587	12 974 759	1 861 492	10 787 526
SUB TOTAL	2 787 476	19 606 466	3 641 904	25 804 436
<b>SERBIA</b>				
891 Arms And Ammunitions	0	1 618	0	535 710
748 Transmission Shafts And Cranks	165	373	2 395	2 721
746 Ball Or Roller Bearings	85	454	163	742
LAINNYA	0	0	0	0
SUB TOTAL	250	2 445	2 558	539 173
<b>ALBANIA</b>				
251 Pulp And Waste Paper	388 900	1 190 740	87 503	263 941
671 Pig Iron,spiegeleisen,sponge Iron, And Ferro-alloys	50 000	50 000	75 175	75 175
845 Articles Of Apparel	2	217	186	13 078
842 Women's Coats/ jacket, Not Knitted	10	59	930	10 165
841 Men's Coats/jackets, Not Knitted	71	122	4 372	7 749
LAINNYA	214	373	1 739	9 070
SUB TOTAL	439 197	1 241 511	169 905	379 178
<b>ARMENIA</b>				
899 Other Miscellaneous Manufactured Articles	0	159	0	11 700
112 Alcoholic Beverages	0	724	0	6 082
061 Sugar, Molasses, And Honey	0	143	0	1 336
LAINNYA	0	0	0	0
SUB TOTAL	0	1 026	0	19 118
<b>AZERBAIJAN</b>				
333 Petroleum Oil, Crude	132 899 348	1 359 210 648	105 721 554	1 074 970 161

**I.6 IM POR KOM ODITI M ENURUT NEGARA ASAL / IMPORT BY COUNTRY OF ORIGIN  
DAN LIMA GOLONGAN BARANG (SITC) UTAMA / AND FIVE MAJOR SITC COMMODITY GROUP  
\*\* JULI / JULY 2013 \*\***

Negara Asal/ SITC/ Uraian Golongan Barang <i>Country of Origin/ SITC/ group Description</i>	Berat Bersih / <i>Net Weight (Kg)</i>		Nilai CIF / <i>CF Value (US\$)</i>	
	Bulan ini <i>Current month</i>	Kumulatif <i>Cum. Jan to date</i>	Bulan ini <i>Current month</i>	Kumulatif <i>Cum. Jan to date</i>
LAINNYA	0	0	0	0
SUB TOTAL	132 899 348	1 359 210 648	105 721 554	1 074 970 161
<b>BELARUS</b>				
562 Fertilizers, Manufactured	88 496 687	261 948 631	38 754 522	117 280 431
625 Rubber Tyre, tyre Cases, tyre Treads, inner Tubes, And Tyre Flaps	84 088	572 091	309 913	4 522 804
713 Internal Combustion Piston Engines And Parts	0	109	0	206 300
891 Arms And Ammunitions	235	235	192 000	192 000
743 Pumps, Compressors, Fans, Blowers, Centrifuges, And Parts	0	47	0	80 936
LAINNYA	990	2 946	35 562	218 800
SUB TOTAL	88 582 000	262 524 059	39 291 997	122 501 271
<b>KAZAKHSTAN</b>				
686 Zinc	99 063	3 312 346	201 445	7 109 584
685 Lead	294 059	2 390 276	667 984	5 880 192
778 Electrical Machinery And Apparatus	0	16	0	6 656
121 Tobacco, Unmanufactured And Refused	46	51	508	975
764 Telecommunication Equipments And Parts	1	2	2	82
LAINNYA	64	64	50	50
SUB TOTAL	393 233	5 702 755	869 989	12 997 539
<b>KYRGYZSTAN</b>				
598 Miscellaneous Chemical Products	0	10 552	0	142 805
291 Crude Animal Materials	0	20 925	0	137 776
641 Papers And Paperboards	0	155 293	0	130 446
575 Other Plastics In Primary Forms	0	43 030	0	112 737
772 Electrical Apparatus For Making And Breaking Electrical Circuits	35	2 692	16 161	75 935
LAINNYA	17 134	206 812	62 336	241 531
SUB TOTAL	17 169	439 304	78 497	841 230
<b>MOLDOVA, REPUBLIC OF</b>				
893 Article Of Plastics	5 764	40 553	45 068	340 889
842 Women's Coats/jacket, Not Knitted	518	2 743	18 252	98 707
845 Articles Of Apparel	568	3 063	16 387	89 968
831 Travel Goods	232	4 331	12 710	83 065
844 Women's Coats/jackets, Knitted	173	2 231	4 624	64 655
LAINNYA	567	2 974	55 197	95 505
SUB TOTAL	7 822	55 895	152 238	772 789
<b>TAJIKISTAN</b>				
772 Electrical Apparatus For Making And Breaking Electrical Circuits	0	17	0	875
LAINNYA	0	0	0	0
SUB TOTAL	0	17	0	875
<b>TURKMENISTAN</b>				
263 Cotton	0	1 545 213	0	2 743 333
841 Men's Coats/jackets, Not Knitted	37	1 084	1 457	42 677
842 Women's Coats/jacket, Not Knitted	105	390	4 086	16 240
874 Measuring, Checking, Analysing, And Controlling Instrument And Appai	0	7	0	2 137
845 Articles Of Apparel	20	20	747	747
LAINNYA	0	2	0	70
SUB TOTAL	162	1 546 716	6 290	2 805 204
<b>UKRAINE</b>				
672 Ingots And Other Iron/steel In Primary Forms	49 978 549	427 000 089	27 165 493	233 488 624
673 Flat Rolled Products, Not Clad	17 945 554	127 253 089	12 415 855	86 944 917
671 Pig Iron, spiegeleisen, sponge Iron, And Ferro-alloys	725 000	23 117 000	423 375	10 389 327
061 Sugar, Molasses, And Honey	0	30 850 000	0	5 836 275
522 Inorganic Chemical Elements, Oxides And Halogen Salts	0	6 074 579	0	4 039 595
LAINNYA	1 090 779	18 894 334	1 622 574	11 439 272
SUB TOTAL	69 739 882	633 189 091	41 627 297	352 138 010
<b>UZBEKISTAN</b>				

**I.6 IM POR KOM ODITI MENURUT NEGARA ASAL / IMPORT BY COUNTRY OF ORIGIN  
DAN LIMA GOLONGAN BARANG (SITC) UTAMA / AND FIVE MAJOR SITC COMMODITY GROUP  
\*\* JULI / JULY 2013 \*\***

Negara Asal/ SITC/ Uraian Golongan Barang <i>Country of Origin/ SITC/ group Description</i>	Berat Bersih / <i>Net Weight (Kg)</i>		Nilai CIF / <i>CIF Value (US\$)</i>	
	Bulan ini <i>Current month</i>	Kumulatif <i>Cum. Jan to date</i>	Bulan ini <i>Current month</i>	Kumulatif <i>Cum. Jan to date</i>
713 Internal Combustion Piston Engines And Parts	217 696	829 445	2 768 310	10 547 260
251 Pulp And Waste Paper	156 900	156 900	289 637	289 637
263 Cotton	100 580	100 580	181 827	181 827
784 Parts And Accessories Of The Motor Vehicles	278	278	21 335	21 335
292 Crude Vegetable Materials	0	11 740	0	21 132
LAINNYA	106	4 085	7 869	19 863
<b>SUB TOTAL</b>	<b>475 560</b>	<b>1 103 028</b>	<b>3 268 978</b>	<b>11 081 054</b>
<b>LITHUANIA</b>				
022 Milk,cream, And Milk Products Other Than Butter Or Cheese	199 000	1 649 000	264 275	2 296 061
842 Women's Coats/ jacket, Not Knitted	274	1 371	40 570	185 578
288 Non-ferrous Base Metal Waste And Scraps	0	67 040	0	109 494
792 Aircraft And Associated Equipments And Parts	0	201	0	105 000
512 Alcohols,phenols,phenol-alcohols And Their Halogenated	0	25 600	0	104 960
LAINNYA	21 642	87 691	31 550	234 016
<b>SUB TOTAL</b>	<b>220 916</b>	<b>1 830 903</b>	<b>336 395</b>	<b>3 035 109</b>
<b>LATVIA</b>				
282 Waste And Scrap Metal Of Iron/ steel	0	4 699 180	0	2 040 718
263 Cotton	194 061	194 061	412 858	412 858
764 Telecommunication Equipments And Parts	524	1 304	142 352	319 540
784 Parts And Accessories Of The Motor Vehicles	998	4 826	34 037	106 108
728 Other Machines And Equipment Specialized For Particular Industry	160	803	8 458	51 009
LAINNYA	369	32 605	17 898	221 970
<b>SUB TOTAL</b>	<b>196 112</b>	<b>4 932 779</b>	<b>615 603</b>	<b>3 152 203</b>
<b>ESTONIA</b>				
641 Papers And Paperboards	519 124	544 680	563 754	586 627
764 Telecommunication Equipments And Parts	1 469	13 114	42 178	533 330
728 Other Machines And Equipment Specialized For Particular Industry	0	13 365	0	253 613
773 Equipment For Distributing Electricity	1 050	3 549	29 439	92 927
894 Baby Carriages, Toys, Games, And Sporting Goods	0	1 164	0	80 214
LAINNYA	2 152	121 224	67 207	526 760
<b>SUB TOTAL</b>	<b>523 795</b>	<b>697 096</b>	<b>702 578</b>	<b>2 073 471</b>
<b>GEORGIA</b>				
523 Metallicsalts And Peroxysalts	0	507 500	0	2 283 750
685 Lead	0	194 100	0	424 395
672 Ingots And Other Iron/ steel In Primary Forms	501 646	501 646	280 922	280 922
222 Oil Seeds Use For Extraction Ofsoft Fixed Vegetable Oils	0	201 677	0	222 954
728 Other Machines And Equipment Specialized For Particular Industry	0	1 768	0	161 800
LAINNYA	122 744	207 399	122 458	607 596
<b>SUB TOTAL</b>	<b>624 390</b>	<b>1 614 090</b>	<b>403 380</b>	<b>3 981 417</b>
<b>CROATIA</b>				
791 Railway Vehicles And Associated Equipments	0	2 400	0	1 365 913
121 Tobacco, Unmanufactured And Refused	59 400	297 000	284 328	1 364 372
663 Mineral Manufactures	0	234 790	0	1 183 708
737 Metalworking Machinery And Parts	37 427	156 078	242 936	1 126 568
248 Wood, simply Worked And Railway Sleeper Of Wood	1 280	160 372	16 570	191 137
LAINNYA	85 625	257 864	119 360	619 791
<b>SUB TOTAL</b>	<b>183 732</b>	<b>1 108 504</b>	<b>663 194</b>	<b>5 851 489</b>
<b>BOSNIA AND HERZEGOVINA</b>				
851 Footwears	26	561	4 427	98 081
248 Wood, simply Worked And Railway Sleeper Of Wood	0	44 600	0	27 590
699 Manufactures Of Base Metals	0	119	0	8 780
694 Nails, Screws, Nuts, Bolts, Rivets Of Iron/ steel Or Copper	46	202	1 076	4 193
743 Pumps, Compressors, Fans, Blowers, Centrifuges, And Parts	8	54	229	1 588
LAINNYA	3	47	91	1 719
<b>SUB TOTAL</b>	<b>83</b>	<b>45 583</b>	<b>5 823</b>	<b>141 951</b>



**I.6 IMPOR KOMODITI MENURUT NEGARA ASAL / IMPORT BY COUNTRY OF ORIGIN  
DAN LIMA GOLONGAN BARANG (SITC) UTAMA / AND FIVE MAJOR SITC COMMODITY GROUP  
\*\* JULI / JULY 2013 \*\***

Negara Asal/ SITC/ Uraian Golongan Barang <i>Country of Origin/ SITC/ group Description</i>	Berat Bersih / <i>Net Weight (Kg)</i>		Nilai CIF / <i>CIF Value (US\$)</i>	
	Bulan ini <i>Current month</i>	Kumulatif <i>Cum. Jan to date</i>	Bulan ini <i>Current month</i>	Kumulatif <i>Cum. Jan to date</i>
<b>MALTA</b>				
542 Medicaments, Including Veterinary Medicaments	1 412	2 523	318 972	715 380
778 Electrical Machinery And Apparatus	357	1 173	50 712	170 656
579 Waste And Scrap Of Plastics	0	219 168	0	151 226
251 Pulp And Waste Paper	0	759 970	0	149 947
592 Starches, Inulin, And Wheat Glutenal Buminoidal Substances; Glues	0	30 720	0	132 403
LAINNYA	923	5 165	31 893	116 898
<b>SUB TOTAL</b>	<b>2 692</b>	<b>1 018 719</b>	<b>401 577</b>	<b>1 436 510</b>
<b>SLOVAKIA</b>				
773 Equipment For Distributing Electricity	390	93 678	14 302	713 845
778 Electrical Machinery And Apparatus	3 128	40 333	90 962	576 147
772 Electrical Apparatus For Making And Breaking Electrical Circuits	2 658	9 637	114 821	557 692
764 Telecommunication Equipments And Parts	2	2 522	4	436 176
784 Parts And Accessories Of The Motor Vehicles	12 532	48 599	95 940	405 437
LAINNYA	172 620	598 578	721 265	3 579 296
<b>SUB TOTAL</b>	<b>191 330</b>	<b>793 347</b>	<b>1 037 294</b>	<b>6 268 593</b>
<b>SLOVENIA</b>				
737 Metalworking Machinery And Parts	182 300	592 777	917 408	2 427 592
541 Medicinal And Pharmaceutical Products	6 301	17 981	699 750	1 955 350
542 Medicaments, Including Veterinary Medicaments	683	5 289	230 610	1 955 231
676 Iron/steel Bars, Rods, Angels, Shaped And Sections	1 486	199 186	4 500	695 094
699 Manufactures Of Base Metals	20 826	53 433	92 269	594 892
LAINNYA	52 080	552 885	403 284	2 956 403
<b>SUB TOTAL</b>	<b>263 676</b>	<b>1 421 551</b>	<b>2 347 821</b>	<b>10 584 562</b>
<b>CZECH REPUBLIC</b>				
251 Pulp And Waste Paper	6 669 191	53 693 264	6 023 173	46 555 084
744 Mechanical Handling Equipments And Parts	174 027	495 333	2 219 800	7 096 739
514 Nitrogen-function Compounds	259 960	2 659 861	524 320	5 296 410
743 Pumps, Compressors, Fans, Blowers, Centrifuges, And Parts	32 037	292 535	619 086	5 072 711
772 Electrical Apparatus For Making And Breaking Electrical Circuits	31 258	130 539	1 074 321	4 639 789
LAINNYA	660 092	3 917 724	5 821 222	33 635 952
<b>SUB TOTAL</b>	<b>7 826 565</b>	<b>61 189 256</b>	<b>16 281 922</b>	<b>102 296 685</b>
<b>SOUTH GEORGIA AND THE SOUTH SA</b>				
682 Copper	0	15	0	983
899 Other Miscellaneous Manufactured Articles	53	53	540	540
784 Parts And Accessories Of The Motor Vehicles	0	7	0	272
635 Wood Manufactures	0	16	0	47
772 Electrical Apparatus For Making And Breaking Electrical Circuits	0	4	0	16
LAINNYA	0	0	0	0
<b>SUB TOTAL</b>	<b>53</b>	<b>95</b>	<b>540</b>	<b>1 858</b>
<b>REP. OF MACEDONIA</b>				
791 Railway Vehicles And Associated Equipments	0	1 531	0	75 614
842 Women's Coats/jacket, Not Knitted	49	256	16 524	35 827
121 Tobacco, Unmanufactured And Refused	840	4 274	7 249	29 035
841 Men's Coats/jackets, Not Knitted	4	139	288	18 093
845 Articles Of Apparel	15	97	3 101	9 105
LAINNYA	44	195	1 926	7 847
<b>SUB TOTAL</b>	<b>952</b>	<b>6 492</b>	<b>29 088</b>	<b>175 521</b>
<b>FAEROE ISLANDS</b>				
653 Fabrics, Woven, Of Man-made Fibres	0	8	0	39
743 Pumps, Compressors, Fans, Blowers, Centrifuges, And Parts	0	1	0	10
LAINNYA	0	0	0	0
<b>SUB TOTAL</b>	<b>0</b>	<b>9</b>	<b>0</b>	<b>49</b>
<b>RUSSIA FEDERATION</b>				
672 Ingots And Other Iron/steel In Primary Forms	101 123 015	1 473 875 205	53 964 661	759 278 498
792 Aircraft And Associated Equipments And Parts	379	365 787	9 723	428 965 562

**I.6 IM POR KOM ODITI MENURUT NEGARA ASAL / IMPORT BY COUNTRY OF ORIGIN  
DAN LIMA GOLONGAN BARANG (SITC) UTAMA / AND FIVE MAJOR SITC COMMODITY GROUP  
\*\* JULI / JULY 2013 \*\***

Negara Asal/ SITC/ Uraian Golongan Barang <i>Country of Origin/ SITC/ group Description</i>	Berat Bersih / <i>Net Weight (Kg)</i>		Nilai CIF / <i>CIF Value (US\$)</i>	
	Bulan ini <i>Current month</i>	Kumulatif <i>Cum. Jan to date</i>	Bulan ini <i>Current month</i>	Kumulatif <i>Cum. Jan to date</i>
333 Petroleum Oil, Crude	0	166 653 675	0	207 210 648
334 Petroleum Products, Refined	38 770 897	117 553 737	36 237 219	112 365 459
278 Other Crude Minerals	10 286 678	74 380 878	6 649 020	46 359 035
LAINNYA	52 975 600	301 297 257	33 258 286	183 273 940
<b>SUB TOTAL</b>	<b>203 156 569</b>	<b>2 134 126 539</b>	<b>130 118 909</b>	<b>1 737 453 142</b>
<b>SERBIA</b>				
122 Tobacco, Manufactured	135	967	5 904	24 272
775 Household Type, Electrical/ non-electrical Equipments	295	295	7 699	7 699
772 Electrical Apparatus For Making And Breaking Electrical Circuits	127	127	6 149	6 149
872 Medical Instruments And Appliances	0	41	0	4 778
746 Ball Or Roller Bearings	1 436	1 798	1 711	3 239
LAINNYA	21	119	899	3 642
<b>SUB TOTAL</b>	<b>2 014</b>	<b>3 347</b>	<b>22 362</b>	<b>49 779</b>
<b>MONTENEGRO</b>				
288 Non-ferrous Base Metal Waste And Scraps	0	20 980	0	156 985
748 Transmission Shafts And Cranks	0	6	0	27
LAINNYA	0	0	0	0
<b>SUB TOTAL</b>	<b>0</b>	<b>20 986</b>	<b>0</b>	<b>157 012</b>

**I.7 IM POR KOM ODITI TERTENTU M ENURUT NEGARA ASAL UTAM A  
CERTAIN COM M ODITIES IM PORT BY MAIN COUNTRY OF ORIGIN**

\*\* JULI / JULY 2013 \*\*

Komoditi Commodity	Negara Asal Country of Origin	Berat Bersih / Net Weight (Kg)		Nilai CIF / CIF Value (US\$)	
		Bulan ini Current month	Kumulatif Cum. Jan to date	Bulan ini Current month	Kumulatif Cum. Jan to date
<b>Beras</b>					
	VIET NAM	2 150 000	96 339 575	886 740	52 855 414
	THAILAND	3 150 000	55 858 575	2 074 155	36 439 877
	PAKISTAN	4 420 000	63 448 000	1 620 440	25 297 495
	INDIA	12 433 000	40 838 278	4 977 130	17 814 038
	MYANMAR (FORM . BURMA)	0	8 225 000	0	2 842 750
	LAINNYA	919 414	2 180 194	356 181	1 950 090
	Sub Total	23 072 414	266 889 622	9 914 646	137 199 664
<b>Jagung</b>					
	INDIA	160 080 835	1 331 457 596	45 569 366	399 106 297
	ARGENTINA	164 057 579	220 769 268	49 035 863	66 703 351
	BRAZIL	0	49 795 780	0	16 206 433
	THAILAND	6 595 813	6 805 870	2 425 100	3 318 283
	PARAGUAY	0	8 500 000	0	2 723 250
	LAINNYA	277 069	4 484 150	239 703	2 393 160
	Sub Total	331 011 296	1 621 812 664	97 270 032	490 450 774
<b>Kedelai</b>					
	UNITED STATES	158 984 869	987 183 038	97 255 926	606 189 640
	ARGENTINA	59 516 530	72 364 670	36 269 819	43 692 999
	MALAYSIA	2 391 242	13 842 046	1 862 739	10 900 414
	CANADA	2 237 457	3 575 136	1 417 223	2 368 995
	PARAGUAY	2 758 438	3 262 528	1 627 936	1 922 023
	LAINNYA	2 079 084	10 198 170	1 255 493	5 393 047
	Sub Total	227 967 620	1 090 425 588	139 689 136	670 467 118
<b>Biji Gandum dan Meslin</b>					
	AUSTRALIA	442 192 340	2 590 063 740	160 687 809	959 717 155
	CANADA	100 517 000	868 718 815	45 588 233	361 122 758
	INDIA	19 094 157	270 557 804	6 142 007	87 308 458
	UNITED STATES	32 900 344	120 554 143	12 031 063	47 967 316
	SINGAPORE	7 564	30 014 192	192 317	10 070 113
	LAINNYA	1 023 120	10 338 100	365 254	3 242 742
	Sub Total	595 734 525	3 890 246 794	225 006 683	1 469 428 542
<b>Tepung terigu</b>					
	SRI LANKA	892 500	45 331 500	375 368	21 364 874
	INDIA	7 161 062	27 348 952	2 728 070	11 061 874
	UKRAINE	0	5 721 000	0	2 303 051
	TURKEY	0	5 739 600	0	2 278 645
	JAPAN	722 000	2 571 172	338 067	1 246 973
	LAINNYA	1 477 249	6 042 115	582 125	2 640 446
	Sub Total	10 252 811	92 754 339	4 023 630	40 895 863
<b>Gula Pasir</b>					
	THAILAND	15 500 000	30 500 000	8 318 200	16 385 200
	MALAYSIA	1 750 250	8 475 258	1 028 739	5 178 114
	AUSTRALIA	940 068	5 100 241	681 400	3 798 750
	KOREA, REPUBLIC OF	0	3 744 000	0	2 573 718
	NEW ZEALAND	420 000	2 840 104	293 056	2 079 597
	LAINNYA	56 000	656 204	34 988	410 012
	Sub Total	18 666 318	51 315 807	10 356 383	30 425 391
<b>Gula Tebu</b>					
	THAILAND	63 750 000	1 022 400 000	33 438 970	536 742 001
	BRAZIL	33 245 841	630 552 841	16 864 137	330 215 749
	AUSTRALIA	10 223 000	275 223 490	5 183 368	150 561 960
	EL SALVADOR	0	50 000 000	0	25 394 999
	GUATEMALA	0	5 000 000	0	2 539 500
	Sub Total	107 218 841	1 983 176 331	55 486 475	1 045 454 209

**I.7 IM POR KOM ODITI TERTENTU M ENURUT NEGARA ASAL UTAMA**  
**CERTAIN COM M ODITIES IM PORT BY MAIN COUNTRY OF ORIGIN**  
**\*\* JULI / JULY 2013 \*\***

Komoditi Commodity	Negara Asal Country of Origin	Berat Bersih / Net Weight (Kg)		Nilai CIF / CIF Value (US\$)	
		Bulan ini Current month	Kumulatif Cum. Jan to date	Bulan ini Current month	Kumulatif Cum. Jan to date
<b>Daging Sejenis Lembu</b>					
	AUSTRALIA	3 646 351	17 614 335	17 370 443	84 443 006
	NEW ZEALAND	1 237 751	4 762 311	5 557 844	22 048 239
	UNITED STATES	60 638	406 278	317 378	3 910 117
	SINGAPORE	0	14 406	0	72 324
	Sub Total	4 944 740	22 797 330	23 245 665	110 473 686
<b>Jenis Lembu</b>					
	AUSTRALIA	10 856 025	55 138 529	27 850 624	151 691 317
	Sub Total	10 856 025	55 138 529	27 850 624	151 691 317
<b>Daging Ayam</b>					
	MALAYSIA	0	10 825	0	30 259
	Sub Total	0	10 825	0	30 259
<b>Garam</b>					
	AUSTRALIA	185 920 000	965 042 023	8 675 381	44 876 431
	INDIA	0	236 250 000	0	9 863 440
	NEW ZEALAND	456 000	1 272 000	176 880	501 984
	GERMANY, FED. REP. OF	22 000	199 160	9 067	454 357
	DENMARK	66 000	176 000	25 740	70 292
	LAINNYA	247 237	808 423	50 139	205 600
	Sub Total	186 711 237	1 203 747 606	8 937 207	55 972 104
<b>Mentega</b>					
	NEW ZEALAND	1 397 755	7 919 229	6 750 885	33 851 200
	BELGIUM	0	1 652 525	0	9 130 474
	AUSTRALIA	196 075	1 114 367	848 139	4 226 124
	FRANCE	57 753	472 803	366 485	3 008 473
	NETHERLANDS	103 100	659 144	102 185	1 337 994
	LAINNYA	0	121 153	0	364 462
	Sub Total	1 754 683	11 939 221	8 067 694	51 918 727
<b>Minyak Goreng</b>					
	MALAYSIA	1 658 521	10 745 759	2 258 182	15 290 808
	INDIA	0	21 910 353	0	14 330 746
	VIETNAM	689 960	3 035 140	852 624	3 991 368
	ITALY	62 925	495 787	378 885	2 357 907
	THAILAND	186 800	970 170	286 198	1 498 410
	LAINNYA	285 477	1 395 742	703 073	3 299 534
	Sub Total	2 883 683	38 552 951	4 478 962	40 768 773
<b>Susu</b>					
	NEW ZEALAND	3 694 532	40 671 843	18 287 921	154 669 834
	UNITED STATES	6 926 425	30 488 775	24 513 411	108 412 647
	AUSTRALIA	1 554 425	14 847 461	6 659 391	54 896 702
	BELGIUM	2 325 000	9 290 975	9 093 993	31 120 604
	GERMANY, FED. REP. OF	646 600	6 082 274	2 500 375	21 202 700
	LAINNYA	4 637 652	21 866 068	19 000 827	89 064 379
	Sub Total	19 784 634	123 247 396	80 055 918	459 366 866
<b>Bawang Merah</b>					
	INDIA	1 738 809	25 324 963	598 435	9 971 809
	THAILAND	948 550	16 929 255	451 133	8 393 399
	VIETNAM	196 000	16 513 016	92 581	7 899 949
	PHILIPPINES	343 980	5 482 725	169 600	2 610 740
	CHINA	924 000	2 846 880	415 800	1 314 512
	LAINNYA	0	228 000	0	109 440
	Sub Total	4 151 339	67 324 839	1 727 549	30 299 849

**I.7 IM POR KOM ODITI TERTENTU M ENURUT NEGARA ASAL UTAM A**  
**CERTAIN COM M ODITIES IM PORT BY MAIN COUNTRY OF ORIGIN**  
**\*\* JULI / JULY 2013 \*\***

Komoditi Commodity	Negara Asal Country of Origin	Berat Bersih / Net Weight (Kg)		Nilai CIF / CIF Value (US\$)	
		Bulan ini Current month	Kumulatif Cum. Jan to date	Bulan ini Current month	Kumulatif Cum. Jan to date
<b>Bawang putih</b>					
	CHINA	103 584 366	291 195 210	91 625 607	235 860 905
	INDIA	0	198 000	0	148 500
	VIET NAM	0	57 920	0	52 128
	Sub Total	103 584 366	291 451 130	91 625 607	236 061 533
<b>Kelapa</b>					
	THAILAND	109 450	335 541	104 471	331 061
	INDONESIA	62 500	153 250	82 058	183 350
	PHILIPPINES	12 758	25 516	23 863	49 476
	SINGAPORE	0	88 906	0	44 290
	VIET NAM	0	27 080	0	43 406
	Sub Total	184 708	630 293	210 392	651 583
<b>Kelapa Sawit</b>					
	MALAYSIA	0	3 240 173	0	1 101 067
	PAPUA NEW GUINEA	862	5 034	121 550	765 337
	VIRGIN ISLANDS (BRITISH)	0	24	0	1 138
	Sub Total	862	3 245 231	121 550	1 867 542
<b>Lada</b>					
	VIET NAM	35 100	90 371	13 149	1 419 404
	MALAYSIA	0	48 010	0	343 982
	INDONESIA	0	25 668	0	180 815
	NETHERLANDS	1 500	6 456	14 970	47 015
	UNITED STATES	3 775	3 775	16 126	16 126
	LAINNYA	287	3 347	1 213	41 808
	Sub Total	40 662	177 627	45 458	2 049 150
<b>Teh</b>					
	VIET NAM	1 298 801	8 203 739	1 444 899	8 412 738
	KENYA	167 306	832 927	410 388	2 568 492
	INDIA	3	950 716	7	2 203 575
	IRAN (ISLAM IC REPUBLIC OF)	60 555	2 469 649	26 039	1 483 734
	SRI LANKA	32 511	101 121	130 136	1 011 449
	LAINNYA	70 748	692 422	462 289	2 886 446
	Sub Total	1 629 924	13 250 574	2 473 758	18 566 434
<b>Kopi</b>					
	VIET NAM	95 766	9 270 427	224 119	18 983 326
	BRAZIL	345 600	1 941 000	1 059 042	6 317 051
	INDONESIA	0	1 583 740	0	3 771 675
	ITALY	23 760	67 317	466 975	1 253 392
	UNITED STATES	33 059	220 259	143 430	1 042 298
	LAINNYA	10 498	908 377	93 107	2 140 963
	Sub Total	508 683	13 991 120	1 986 673	33 508 705
<b>Cengkeh</b>					
	MADAGASCAR	20 795	104 090	246 421	1 144 425
	MAURITIUS	0	74 404	0	669 636
	SINGAPORE	10 455	35 617	177 735	486 656
	COM OROS	4 193	4 193	49 687	49 687
	Sub Total	35 443	218 304	473 843	2 350 404
<b>Kakao</b>					
	GHANA	375 000	5 650 000	947 485	14 404 859
	COTE D'IVOIRE	401 368	4 005 316	939 062	10 328 235
	PAPUA NEW GUINEA	375 000	2 340 000	914 884	5 695 206
	CAM EROON	296 682	1 782 275	736 697	4 318 565
	MALAYSIA	126 085	850 759	320 875	2 058 667
	LAINNYA	376 344	1 700 052	893 038	3 973 105
	Sub Total	1 950 479	16 328 402	4 752 041	40 778 637

**I.7 IM POR KOM ODITI TERTENTU M ENURUT NEGARA ASAL UTAMA**  
**CERTAIN COM M ODITIES IM PORT BY MAIN COUNTRY OF ORIGIN**  
**\*\* JULI / JULY 2013 \*\***

Komoditi Commodity	Negara Asal Country of Origin	Berat Bersih / Net Weight (Kg)		Nilai CIF / CIF Value (US\$)	
		Bulan ini Current month	Kumulatif Cum. Jan to date	Bulan ini Current month	Kumulatif Cum. Jan to date
<b>Cabe (segar-dingin)</b>					
	VIET NAM	15 400	15 400	12 320	12 320
	Sub Total	15 400	15 400	12 320	12 320
<b>Cabe (kering-tumbuk)</b>					
	INDIA	1 594 035	8 138 220	1 688 083	9 584 280
	CHINA	417 750	2 402 428	510 093	3 190 105
	GERMANY, FED. REP. OF	3 322	108 658	16 467	143 594
	MALAYSIA	0	173 402	0	141 045
	SPAIN	4 700	37 581	14 231	118 573
	LAINNYA	5 901	68 056	24 004	330 788
	Sub Total	2 025 708	10 928 345	2 252 878	13 508 385
<b>Cabe (awet sementara)</b>					
	THAILAND	200 000	988 352	176 000	927 424
	CHINA	0	314 508	0	312 935
	MALAYSIA	7 645	23 485	5 015	36 497
	Sub Total	207 645	1 326 345	181 015	1 276 856
<b>Tembakau</b>					
	CHINA	4 339 622	28 974 291	21 672 987	134 390 469
	TURKEY	1 036 854	5 185 752	7 461 080	40 119 836
	BRAZIL	130 866	4 896 710	917 133	22 313 784
	UNITED STATES	1 109 810	2 494 602	6 630 936	18 487 362
	PHILIPPINES	50 233	5 011 568	234 014	17 484 723
	LAINNYA	3 474 093	18 179 059	19 505 382	98 371 850
	Sub Total	10 141 478	64 741 982	56 421 532	331 168 024
<b>Ubi Kayu</b>					
	THAILAND	0	100 798	0	38 380
	Sub Total	0	100 798	0	38 380
<b>Kentang</b>					
	AUSTRALIA	520 000	10 231 121	528 883	7 291 952
	CANADA	0	10 500 000	0	6 692 941
	CHINA	112 000	1 359 000	63 924	780 949
	UNITED KINGDOM	0	197 350	0	166 044

**K1. IM POR KAWASAN BERIKAT / BOUND ZONE IMPORT**  
**M ENURUT GOLONGAN BARANG 2 DIJIT HS / BY COMMODITY 2 DIGITSHS**  
**\*\* JULI / JULY 2013 \*\***

HS Uraian Golongan Barang Uraian Golongan Barang	Berat Bersih / Net Weight (Kg)		Nilai CIF / CIF Value (US\$)	
	Bulan ini Current month	Kumulatif Cum. Jan to date	Bulan ini Current month	Kumulatif Cum. Jan to date
02 Meat and edible meat offal	0	494	0	10 208
03 Fish and crustaceans	2 657 209	10 220 309	17 921 508	55 816 233
04 Dairy products, bird's eggs, natural honey	37 436	3 829 320	90 726	12 845 598
05 Products of animal origin	64 569	723 289	3 302 664	29 761 667
06 Live trees and other plants	162	63 110	1 830	89 249
07 Edible vegetables and certain roots and tubers	169	805	1 718	7 652
08 Edible fruits and nuts	65 596	192 401	74 107	285 200
09 Coffee, tea, mate, and spices	209 859	3 076 132	720 838	7 573 809
10 Cereals	27 507 564	218 273 236	9 238 442	74 353 921
11 Products of the milling industry; malt, starches	1 449 000	26 181 181	736 829	12 196 144
12 Oil seeds and oleaginous fruits; grains, seed, and fruits	196 265	857 290	519 823	2 310 090
13 Lac; gums; resins and other vegetable saps and extracts	2 835	30 204	11 746	273 425
14 Vegetable plaiting materials; vegetable products	0	8	0	60
15 Animal or vegetable oils/fats and their cleavage products	565 957	27 053 916	853 261	22 875 127
16 Preparations of meat/fish/crustaceans/molluscs or other aquatic inverte	23 002	174 871	216 454	860 456
17 Sugar and sugar confectionery	100 385 966	1 398 438 612	52 485 224	733 493 188
18 Cocoa and cocoa preparations	2 833	23 098	53 869	440 852
19 Preparations of cereals, flour, starch or milk; pastrycooks' products	50 963	759 900	100 448	1 517 096
20 Preparations of vegetables, fruits, nuts or other part of plants	25 653	213 914	39 506	278 946
21 Miscellaneous edible preparations	2 450	382 763	44 440	905 715
22 Beverages, spirit, and vinegar	131 875	824 536	762 778	6 236 877
23 Residues and waste from the food industries	87	14 656	411	52 208
24 Tobacco and manufactured tobacco substitutes	2 421 990	10 200 951	18 170 894	78 414 705
25 Salts; sulphur; earths and stone; plastering materials, lime and cement	23 981 054	80 636 954	5 963 940	27 117 953
26 Ores, slag, and ash	504 720	2 403 630	463 715	1 991 016
27 Mineral fuels, mineral oils and products of their distillation	36 649 694	329 286 453	37 088 409	316 595 856
28 Inorganic chemicals	9 565 221	67 306 878	16 406 842	109 386 184
29 Organic chemicals	10 786 017	87 747 114	18 552 217	138 795 155
30 Pharmaceutical products	30 488	153 484	114 312	816 004
31 Fertilizers	107 215	457 797	71 972	350 991
32 Tanning or dyeing extracts	3 027 462	18 622 494	16 612 142	98 813 224
33 Essential oils and resinoids; perfumery, cosmetic or toilet preparations	47 164	338 259	1 547 564	11 741 249
34 Soap, organic surface-active agents, washing, and lubricating preparations	1 193 893	8 281 726	3 841 245	28 977 568
35 Albuminoidal substances; modified starches; glues; enzymes	793 132	5 831 787	3 278 258	25 694 314
36 Explosives; pyrotechnic products; matches; certain combustible preparations	12	165 534	2 528	3 850 537
37 Photographic and cinematographic goods	209 377	1 186 791	668 679	3 177 242
38 Miscellaneous chemical products	7 781 137	53 109 437	17 672 569	129 623 143
39 Plastics and articles thereof	60 348 469	378 118 839	149 746 998	866 319 646
40 Rubber and articles thereof	10 769 343	71 586 275	36 125 986	240 376 434
41 Raw hides, skins, and leather	2 036 184	15 371 305	19 315 790	155 091 511
42 Articles of leather; saddlery and harness; travel goods and similar goods	50 247	423 041	1 020 018	20 910 948
43 Furskins and artificial fur; manufactures thereof	950	8 994	107 396	966 471
44 Wood and articles of wood; wood charcoal	10 022 049	67 898 920	6 702 465	45 395 855
45 Cork and articles of cork	12 349	116 493	124 034	1 171 520
46 Manufactured of straw or other plaiting materials; basketware and wicker	2 121	19 401	13 821	103 919
47 Pulp of wood or of other fibrous cellulosic material; recovered paper/paper	29 943 653	223 641 776	27 508 438	199 283 206
48 Paper and paperboard; articles of paper pulp or of paper/paperboard	7 585 546	54 427 336	25 265 400	186 604 915
49 Printed books, newspapers, pictures, and other products of printing in	80 931	468 598	1 398 305	10 968 073
50 Silk	752	24 132	20 528	384 665
51 Wool, fine or coarse animal hair; horse hair yarn, woven fabrics of paper	378 013	2 321 704	9 427 435	58 471 630
52 Cotton	15 042 096	105 417 457	93 051 529	682 590 318
53 Other vegetable textile fibres; paper yarns and woven fabrics of paper	318 146	2 051 796	714 283	5 077 830
54 Man-made filaments	5 848 435	53 077 903	52 199 381	489 772 899
55 Man-made staple fibres	16 296 449	116 660 041	57 910 897	458 216 554
56 Wadding, felt, and non-wovens	1 403 872	11 481 612	11 041 003	89 451 903
57 Carpets and other textile floor coverings	48 883	280 504	363 884	2 461 952
58 Special woven fabrics; tufted textile fabrics; lace; tapestries; embroidery	1 373 202	10 443 475	17 856 031	146 861 409
59 Impregnated, coated, covered or laminated textile fabrics	2 941 713	20 565 638	22 420 771	179 818 788
60 Knitted or crocheted fabrics	10 229 966	77 208 586	92 085 347	713 863 875
61 Articles of apparel and clothing accessories, knitted or crocheted	116 828	1 191 791	1 331 740	13 878 569
62 Articles of apparel and clothing accessories, not knitted or crocheted	192 345	1 765 506	3 900 817	33 510 984
63 Other made up textile articles; sets; worn clothing and worn textile articles	93 360	703 130	798 150	5 702 253
64 Footwear, gaiters and the like; parts of such articles	923 031	7 334 880	9 126 599	78 166 800
65 Headgear and parts thereof	7 545	74 026	205 634	1 057 984
66 Umbrellas, walking sticks, seat-sticks, whips, riding crops and parts	3	36 744	193	52 398
67 Prepared feathers and articles; artificial flowers; articles of human	13 085	118 762	776 469	5 905 687
68 Articles of stone, plaster, cement, asbestos, mica or similar material	442 165	6 956 883	2 021 785	14 360 762
69 Ceramic products	2 238 719	8 911 851	1 429 631	9 736 944
70 Glass and glassware	6 714 495	41 795 034	8 554 039	51 611 941
71 Natural and cultured pearls, precious/semi precious stones, and precious	202 063	333 512	3 420 586	24 868 958

**K1. IMPOR KAWASAN BERIKAT / BOUND ZONE IMPORT**  
**ME NURUT GOLONGAN BARANG 2 DIJT HS / BY COMMODITY 2 DIGITS HS**  
**\*\* JULI / JULY 2013 \*\***

HS Uraian Golongan Barang Uraian Golongan Barang	Berat Bersih / Net Weight (Kg)		Nilai CIF / CIF Value (US\$)	
	Bulan ini Current month	Kumulatif Cum. Jan to date	Bulan ini Current month	Kumulatif Cum. Jan to date
72 Iron and steel	129 230 708	598 407 484	94 212 242	445 136 141
73 Articles of iron and steel	6 472 565	62 258 435	31 923 412	257 720 829
74 Cooper and articles thereof	10 076 100	61 793 205	74 811 429	464 473 981
75 Nickel and articles thereof	7 566	117 041	263 002	3 828 691
76 Aluminium and articles thereof	6 800 048	37 189 704	19 172 553	124 246 930
78 Lead and articles thereof	308 160	1 924 259	934 058	4 643 654
79 Zinc and articles thereof	649 446	3 850 044	1 464 027	9 535 479
80 Tin and articles thereof	15 946	463 344	477 944	5 993 868
81 Other base metal; cermets; and articles thereof	41 768	670 815	780 253	24 722 913
82 Tools, implements, cutlery, spoon and forks, of base metal and parts thereof	164 308	1 094 200	3 477 886	21 290 131
83 Miscellaneous articles of base metal	963 187	6 980 204	8 178 146	69 419 874
84 Nuclear reactors, boilers, machinery and mechanical appliances; parts thereof	19 686 283	123 659 221	222 308 582	1 575 539 142
85 Electrical machinery and equipments; sound recorders/reproducers, visual	13 291 759	82 328 777	363 739 756	2 523 291 664
86 Railway and tramway locomotive, mechanical traffic, and all kinds thereof	126 616	524 939	1 418 557	2 133 919
87 Vehicles other than railway/tramway, and parts and accessories thereof	9 562 595	61 476 873	57 199 820	444 567 057
88 Aircraft and its components	40 796	247 206	74 593 835	209 437 022
89 Ships, boat, and floating structures	1 497	215 828	33 052	1 258 279
90 Optical, photographic, cinematographic, measuring, checking, medical instruments	600 199	3 981 521	18 135 641	136 533 905
91 Clocks and watches and parts thereof	9 756	71 728	244 292	3 241 800
92 Musical instruments; parts and accessories of such articles	599 739	5 459 670	9 536 539	71 341 989
93 Arms and ammunition; parts and accessories thereof	138	670	6 338	6 779
94 Furnitures, bedding, mattress supports, cushions and stuffed furnishings	150 904	1 223 167	673 848	5 947 953
95 Toys, games and sports requisites; parts and accessories thereof	134 963	376 588	1 530 065	6 847 021
96 Miscellaneous manufactured articles	681 124	6 114 190	11 541 022	105 513 324
97 Works of arts, collectors' pieces and antiques	1 065	10 431	13 422	126 944
98 Vehicles and their components	229 725	1 792 892	4 393 179	38 484 047
<b>TOTAL IMPORT</b>	<b>616 001 995</b>	<b>4 700 131 715</b>	<b>1 884 680 191</b>	<b>13 285 829 799</b>



**K2. IM POR KAWASAN BERIKAT / BOUND ZONE IMPORT**  
**MENURUT GOLONGAN BARANG SITC / BY SITC COMMODITY GROUP**  
**\*\* JULI / JULY 2013 \*\***

SITC Uraian Golongan Barang Group Description	Berat Bersih / Net Weight (Kg)		Nilai CIF / CIF Value (US\$)	
	Bulan ini Current month	Net Weight (Kg) Kumulatif Cum. Jan to date	Bulan ini Current month	CIF Value (US\$) Kumulatif Cum. Jan to date
<b>A. By Commodity 1 Dijit SITC</b>				
0 Food and Live Animals	130 968 790	1 636 074 999	80 987 819	889 072 404
1 Beverages and Tobacco	2 553 862	11 020 987	18 933 544	84 633 372
2 Crude Materials, Inedible	187 867 354	910 375 769	146 568 995	900 186 485
3 Mineral Fuels, Lubricants, etc.	36 648 177	329 099 727	37 083 246	316 427 145
4 Animal & Vegetable Oils/ Fats	833 572	44 570 291	1 130 180	33 268 851
5 Chemicals	90 604 802	600 605 758	204 942 377	1 251 730 478
6 Manufactured Goods	114 811 686	838 287 663	577 201 203	4 274 787 623
7 Machinery and Transportation Equipments	43 223 062	271 466 077	721 950 336	4 788 373 540
8 Miscellaneous Manufactured Articles	8 490 549	58 629 799	94 313 774	737 045 645
9 Special Commodities and Transaction	141	645	1 568 717	10 304 256
<b>B. By Commodity 2 Dijit SITC</b>				
01 Meat and meat preparations	280	75 371	4 617	91 275
02 Dairy product and eggs	37 436	3 768 914	90 726	12 813 480
03 Fish, crustaceans, molluscs and their preparations	2 679 931	10 320 303	18 133 345	56 595 622
04 Cereals and cereal preparations	27 536 233	218 717 040	9 299 041	75 191 100
05 Fruits and vegetables	74 218	316 324	98 716	469 645
06 Sugar, sugar preparations, and honey	100 385 966	1 398 519 812	52 485 224	733 651 528
07 Coffee, tea, cocoa, and spices	213 025	3 101 731	790 708	8 054 580
08 Feeding stuff for animals	87	14 656	411	52 208
09 Miscellaneous food preparations	41 614	1 240 848	85 031	2 152 966
11 Beverages	131 872	820 036	762 650	6 218 667
12 Tobacco and tobacco manufactured	2 421 990	10 200 951	18 170 894	78 414 705
21 Hides, skins and furskins	0	367	0	326 797
23 Crude rubber	9 653 089	62 266 166	21 934 536	161 616 597
24 Wood, lumber, and cork	1 838 730	23 056 078	1 857 839	16 016 904
25 Pulp and waste paper	29 943 653	223 641 776	27 508 438	199 283 206
26 Textile fibres and their waste	18 585 056	129 848 366	42 489 797	299 313 244
27 Crude fertilizers and crude minerals	22 987 258	79 610 404	5 892 779	27 122 884
28 Metalliferous ores and metal scraps	104 595 737	390 279 150	43 049 543	164 077 735
29 Crude animals and vegetable materials, nes	263 831	1 673 462	3 836 063	32 429 118
32 Coal, coke, and briquettes	0	2 072 360	0	709 182
33 Petroleum and petroleum products	36 646 398	326 947 476	37 020 900	315 157 694
34 Gas; natural and manufactured	1 779	79 891	62 346	560 269
41 Animal oils and fats	0	13 753	0	180 632
42 Fixed vegetable oils/ fats	548 338	26 160 051	804 059	21 334 530
43 Animal vegetable oils/ fats	285 234	18 396 487	326 121	11 753 689
51 Organic chemicals	10 833 756	87 862 667	17 920 252	132 320 819
52 Inorganic chemicals	9 278 864	64 820 775	16 123 534	107 080 489
53 Dyeing, tanning, and colouring materials	3 159 429	19 133 079	16 875 830	98 468 257
54 Medical and pharmaceutical products	34 916	169 941	943 195	7 845 933
55 Essential oils and perfumery materials	593 886	4 436 628	3 167 871	25 336 125
56 Manufactured fertilizers	5 215	22 278	36 370	185 858
57 Plastics in primary forms	51 470 162	326 502 261	106 671 340	572 963 871
58 Plastics in non-primary forms	5 156 978	28 495 328	20 525 778	136 961 991
59 Chemical materials and its products, nes	10 071 596	69 162 801	22 678 207	170 567 135
61 Leather, leather med, nes	2 043 122	15 464 551	19 846 462	157 205 737
62 Rubber manufactured, nes	1 078 852	9 106 421	13 799 998	76 763 108
63 Wood and cork manufactured	8 195 668	44 959 335	4 968 660	30 550 471
64 Paper, paperboard, and manufactured thereof	6 925 659	50 306 885	16 779 063	122 253 711
65 Textile yarns, fabrics, and their products	35 466 389	270 999 484	315 611 273	2 535 169 841
66 Non metallic minerals manufactured	10 602 429	60 238 111	12 163 374	75 535 065
67 Iron and steel	28 214 325	250 199 607	61 603 250	405 498 437
68 Non ferrous metals	17 473 422	101 890 927	95 613 396	618 339 152
69 Manufactured of metal, nes	4 811 820	35 122 342	36 815 727	253 472 101
71 Power generating machine and equipments	2 203 314	19 088 058	16 848 488	240 232 938
72 Machinery specialized for particular industry	9 028 225	44 475 767	112 469 507	593 668 539
73 Metalworking machinery	990 296	8 983 970	22 349 528	176 309 080
74 General industrial machinery and equipments	8 443 355	56 364 004	65 168 722	525 794 298
75 Office machinery and automatic data processing	1 751 972	12 324 673	54 653 005	392 134 943
76 Telecommunication and reproducers apparatus	2 398 573	16 721 536	54 479 749	489 974 275
77 Electrical machinery and apparatus	8 467 815	49 598 046	258 895 766	1 682 300 789
78 Road vehicles	9 896 430	63 443 981	62 443 761	477 221 442
79 Other transportation equipments	43 082	466 042	74 641 810	210 737 236
81 Sanitary, plumbing, and fittings	120 968	1 017 895	465 582	4 755 235
82 Furniture	51 896	638 594	298 029	2 801 885
83 Traveling goods	29 547	135 771	454 338	15 945 060

**K2. IMPOR KAWASAN BERIKAT / BOUND ZONE IMPORT**  
**MENURUT GOLONGAN BARANG SITC / BY SITC COMMODITY GROUP**  
**\*\* JULI / JULY 2013 \*\***

SITC Uraian Golongan Barang Group Description	Berat Bersih / Net Weight (Kg)		Nilai CIF / CIF Value (US\$)	
	Bulan ini Current month	Kumulatif Cum. Jan to date	Bulan ini Current month	Kumulatif Cum. Jan to date
84 Clothing	571 983	5 111 661	7 709 898	70 759 948
85 Footwear	923 031	7 334 880	9 126 599	78 166 800
87 Professional, scientific, and contractor instruments	437 958	2 913 672	13 173 726	88 957 878
88 Photographic apparatus, equipments and optics	395 487	2 320 451	5 831 089	52 785 949
89 Miscellaneous manufactured articles	5 959 679	39 156 875	57 254 513	422 872 890
97 Gold; non monetary	141	639	1 568 717	10 303 332
99 Gold coin and current coin	0	6	0	924
<b>C. By Commodity 3 Dijit SITC</b>				
011 Meat Of Bovine Animals Fresh, Chilled Or Frozen	0	180	0	3 527
012 Other Meat, Other Edible Meat Offal, Fresh, Chilled Or Frozen	0	82	0	471
016 Meat And Edible Meat Offal, Salted, Dried, Edible Flour Of Meat	0	232	0	6 210
017 Meat And Edible Meat Offal, Prepared Or Preserved	280	74 877	4 617	81 067
022 Milk, Cream, And Milk Products Other Than Butter Or Cheese	37 436	3 748 024	90 726	12 687 012
024 Cheese And Curds	0	96	0	246
025 Eggs, Birds, And Egg Yolks; Fresh, Dried Or Otherwise Preserved	0	20 794	0	126 222
034 Fish, Fresh, Chilled Or Frozen	987 233	5 293 469	3 436 152	17 926 242
035 Fish, Dried Salted Or In Brine; Smoked Fish	0	109	0	6 878
036 Crustaceans, Molluscs, And Aquatic Invertebrates	1 669 976	4 926 731	14 485 356	37 883 113
037 Fish, Crustaceans, Molluscs, And Other Aquatic Invertebrates; Prepa	22 722	99 994	211 837	779 389
041 Wheat And Meslin, Unmilled	27 507 564	218 273 192	9 238 442	74 353 860
044 Maize, Unmilled	0	44	0	61
048 Cereal Preparations And Preparations Of Flours/ Starchs Of Fruit	28 669	443 804	60 599	837 179
054 Vegetables, Fresh, Chilled, Frozen Or Simply Preserved	23	716	155	5 794
056 Vegetables, Roots And Tubers, Prepared Or Preserved Nes	168	84 234	1 596	83 816
057 Fruit And Nut; Fresh Or Dried	65 584	187 836	72 727	218 558
058 Fruits, Preserved And Preparations	3 697	12 449	18 340	115 609
059 Fruit And Vegetable Juices	4 746	31 089	5 898	45 868
061 Sugar, Molasses, And Honey	100 385 962	1 398 519 300	52 485 104	733 644 856
062 Sugar Confectionery	4	512	120	6 672
071 Coffee And Coffee Substitutes	355	3 799	16 042	44 672
072 Cocoa	0	1 035	0	17 626
073 Chocolate And Other Food Preparations Containing Cocoa	2 833	22 063	53 869	423 226
074 Tea And Mate	174 022	2 731 334	244 586	3 250 291
075 Spices	35 815	343 500	476 211	4 318 765
081 Feeding Stuff For Animals	87	14 656	411	52 208
091 Margarine And Shortening	0	367 583	0	427 973
098 Edible Products And Preparations	41 614	873 265	85 031	1 724 993
111 Non-Alcoholic Beverages, Nes	9 088	72 122	29 782	104 610
112 Alcoholic Beverages	122 784	747 914	732 868	6 114 057
121 Tobacco, Unmanufactured And Refused	2 015 937	9 362 048	14 994 993	68 455 118
122 Tobacco, Manufactured	406 053	838 903	3 175 901	9 959 587
211 Hides And Skins, Raw	0	62	0	487
212 Furskins, Raw	0	305	0	326 310
231 Natural Rubber Latex; Natural Rubber And Similar Natural Gums	1 040 700	8 201 757	2 046 118	18 287 562
232 Synthetic Rubber Latex, Synthetic/ Reclaimed Rubber	8 612 389	54 064 409	19 888 418	143 329 035
244 Cork, Natural, Raw And Waste	2 724	15 532	10 700	48 832
245 Fuel Wood And Wood Charcoal	2 003	7 163 215	1 627	2 459 239
246 Wood In Chips Or Particles And Waste	9	21 260	102	14 417
247 Wood In The Rough Or Roughly Squared	25 099	578 917	41 262	620 217
248 Wood, Simply Worked And Railway Sleeper Of Wood	1 808 895	15 277 154	1 804 148	12 874 199
251 Pulp And Waste Paper	29 943 653	223 641 776	27 508 438	199 283 206
261 Silk	1	1	244	244
263 Cotton	6 320 469	41 471 312	13 958 500	84 673 702
264 Jute And Other Textile Bast Fibres	292 847	1 805 438	411 479	2 262 606
265 Vegetable Textile Fibres, Raw Or Processed; Waste Of These Fibres	7 947	8 397	52 450	54 173
266 Synthetic Fibres Suitable For Spinning	5 492 802	45 930 289	13 198 388	114 556 418
267 Other Man-Made Fibres Suitable For Spinning And Waste	6 427 969	40 230 751	14 314 234	91 309 831
268 Wool And Other Animal Hair	42 998	399 750	554 364	6 422 753
269 Old Clothing And Other Old Textile Articles; Rags	23	2 428	138	33 517
272 Fertilizers, Crude	102 000	750 702	35 602	513 661
273 Stone, Sand And Gravel	613 197	7 071 182	285 775	2 313 651
274 Sulphur And Unroasted Iron Pyrites	16 794 892	49 634 047	2 346 121	8 964 156
277 Natural Abrasives	997 498	1 871 213	270 654	929 891
278 Other Crude Minerals	4 479 671	20 283 260	2 954 627	14 401 525
281 Iron Ore And Concentrates	4 282	26 108	6 183	18 366
282 Waste And Scrap Metal Of Iron/ Steel	103 744 618	384 711 056	42 210 650	158 804 004
283 Copper Ores And Concentrates	0	1	0	5
285 Aluminium Ores And Concentrates	446 309	3 006 054	390 778	2 653 651

**K2. IM POR KAWASAN BERIKAT / BOUND ZONE IMPORT**  
**MENURUT GOLONGAN BARANG SITC / BY SITC COMMODITY GROUP**  
**\*\* JULI / JULY 2013 \*\***

SITC Uraian Golongan Barang Group Description	Berat Bersih / Net Weight (Kg)		Nilai CIF / CIF Value (US\$)	
	Bulan ini Current month	Kumulatif Cum. Jan to date	Bulan ini Current month	Kumulatif Cum. Jan to date
287 Ores And Concentrates Of Basemetals	339 526	1 855 553	288 105	1 388 445
288 Non-Ferrous Base Metal Waste And Scraps	61 002	680 378	153 827	1 213 264
291 Crude Animal Materials	64 569	723 222	3 302 664	29 760 065
292 Crude Vegetable Materials	199 262	950 240	533 399	2 669 053
321 Coals, Pulverized Or Not	0	1 970 940	0	650 410
325 Coke And Semi Coke Of Coal/ Lignite/ Peat	0	101 420	0	58 772
334 Petroleum Products, Refined	36 521 105	325 994 068	36 790 155	313 549 581
335 Residual Petroleum Products, And Related Materials	125 293	953 408	230 745	1 608 113
342 Liquefied Propane And Butane	52	1 928	125	7 482
343 Natural Gas, Liquefied Or Not	8	78	55	254
344 Petroleum Gases And Other Gas	1 719	77 885	62 166	552 533
411 Animal Oils And Fats	0	13 753	0	180 632
421 Fixed Vegetable Fats And Oils Soft, Crude, Refined Or Fractioned	548 338	3 842 700	804 059	5 930 021
422 Fixed Vegetable Fats And Oils Solid, Crude, Refined Or Fractioned	0	22 317 351	0	15 404 509
431 Animal And Vegetable Oil; Fat Processed And Their Wax	285 234	18 396 487	326 121	11 753 689
511 Hydrocarbon And Their Halogenated, Nitrated Derivatives	211 000	3 060 270	544 418	6 381 126
512 Alcohols, Phenols, Phenol-Alcohols And Their Halogenated	5 220 406	47 536 687	5 004 073	36 933 245
513 Carboxylic Acids, And Their Anhydrides, Halides, Peroxides	1 953 718	12 789 110	4 036 468	27 466 514
514 Nitrogen-Function Compounds	2 455 662	14 704 984	5 870 801	34 548 591
515 Organo-Inorganic And Heterocyclic Compounds	567 137	5 978 781	1 310 611	16 193 355
516 Other Organic Chemicals	425 833	3 792 835	1 153 881	10 797 988
522 Inorganic Chemical Elements, Oxides And Halogen Salts	7 458 053	55 604 930	13 542 653	92 229 461
523 Metallicsalts And Peroxysalts	1 707 384	8 726 196	1 602 976	9 417 829
524 Other Inorganic Chemicals; Chemical Compound Of Precious Metals	95 397	430 536	838 652	4 891 298
525 Radioactive And Associated Materials	18 030	59 113	139 253	541 901
531 Synthetic Organic; Colouring Matter	1 738 144	9 083 954	9 382 630	46 186 312
532 Dyeing/ Tanning Extracts And Synthetic Tanning Materials	64 575	239 401	113 874	767 264
533 Pigments, Paints, Varnishes, And Related Materials	1 356 710	9 809 724	7 379 326	51 514 681
541 Medicinal And Pharmaceutical Products	34 915	168 054	943 191	7 516 251
542 Medicaments, Including Veterinary Medicaments	1	1 887	4	329 682
551 Essential Oils, Perfumes, And Flavour Materials	32 945	263 679	462 075	4 326 212
553 Perfumery, Cosmetics, And Toilet Preparations	14 219	74 580	1 085 489	7 415 037
554 Soap, Cleansing And Polishing Preparations	546 722	4 098 369	1 620 307	13 594 876
562 Fertilizers, Manufactured	5 215	22 278	36 370	185 858
571 Polymers Of Ethylene In Primary Forms	16 234 906	100 346 865	44 863 099	168 313 130
572 Polimers Of Styrene In Primary Forms	8 857 192	57 206 629	18 596 324	118 405 391
573 Polimers Of Vinyl Chloride In Primary Forms	318 617	2 257 579	876 075	5 804 106
574 Poliacetals And Polycarbons In Primary Forms	4 058 434	16 620 278	10 213 182	53 856 899
575 Other Plastics In Primary Forms	13 851 582	96 456 969	25 485 735	184 066 594
579 Waste And Scrap Of Plastics	8 149 431	53 613 941	6 636 925	42 517 751
581 Tubes, Pipes, And Hoses Of Plastics	169 837	1 259 302	2 942 657	21 091 117
582 Plates, Sheets, And Film Of Plastics	4 980 790	27 163 246	17 512 476	114 981 388
583 Monofilament And Rod Of Plastics	6 351	72 780	70 645	889 486
591 Disinfectants, Insecticides, And Fungicides Put In Forms	12 835	361 381	71 702	1 861 149
592 Starches, Inulin, And Wheat Glutenal Buminoidal Substances; Glues	2 209 422	31 821 381	3 851 058	37 276 715
593 Explosive And Pyrotechnic Products	0	163 155	0	3 830 238
597 Additive For Mineral Oils	558 150	4 022 173	2 072 799	15 274 666
598 Miscellaneous Chemical Products	7 291 189	32 794 711	16 682 648	112 324 367
611 Leathers	2 036 184	15 371 243	19 315 790	155 091 024
612 Manufactures And Composition Leathers	6 417	89 523	428 408	1 806 051
613 Furskins, Tanned Or Dressed	521	3 785	102 264	308 662
621 Materials Of Rubber	386 757	3 752 927	6 150 820	25 686 500
625 Rubber Tyre, Tyre Cases, Tyre Treads, Inner Tubes, And Tyre Flaps	151 842	1 436 298	342 747	3 667 450
629 Articles Of Rubbers	540 253	3 917 196	7 306 431	47 409 158
633 Cork Manufactures	9 625	100 961	113 334	1 122 688
634 Veneers, Plywood, Improved/ Reconstituted Wood Worked	7 975 714	43 646 941	4 332 476	26 071 453
635 Wood Manufactures	210 329	1 211 433	522 850	3 356 330
641 Papers And Paperboards	4 326 994	33 229 120	9 051 206	65 027 639
642 Paper And Paperboard Cut To Size/ Shape And Article Of Papers	2 598 665	17 077 765	7 727 857	57 226 072
651 Textile Yarns	5 786 861	36 131 425	28 980 513	185 733 306
652 Cotton Fabrics, Woven	6 493 693	50 798 270	70 443 849	544 592 776
653 Fabrics, Woven, Of Man-Made Fibres	6 905 187	62 351 792	66 672 361	637 879 475
654 Textile Fabrics, Woven, Other Than Of Cotton Or Man-Made Fibres	265 683	1 953 098	5 935 478	39 189 850
655 Knitted Or Crocheted Fabrics	10 229 966	77 208 586	92 085 347	713 863 875
656 Tulle, Lace, Embroidery, Ribbons, Trimmings And Other Small Wares	1 264 323	9 032 244	16 620 126	131 133 976
657 Special Yarns, Textile Fabrics	4 350 604	32 378 570	33 571 894	273 703 844
658 Made-Up Articles, Wholly/ Chiefly Of Textile Materials	95 494	723 523	812 230	5 962 798
659 Floor Coverings	74 578	421 976	489 475	3 109 941
661 Lime, Cement And Fabricated Construction Materials	1 313 805	7 126 465	217 383	1 684 593
662 Clay And Refractory Construction Materials	2 188 483	7 062 409	885 706	3 055 284

**K2. IMPOR KAWASAN BERIKAT / BOUND ZONE IMPORT**  
**MENURUT GOLONGAN BARANG SITC / BY SITC COMMODITY GROUP**  
**\*\* JULI / JULY 2013 \*\***

SITC Uraian Golongan Barang Group Description	Berat Bersih / Net Weight (Kg)		Nilai CIF / CIF Value (US\$)	
	Bulan ini Current month	Kumulatif Cum. Jan to date	Bulan ini Current month	Kumulatif Cum. Jan to date
663 Mineral Manufactures	379 832	4 564 036	2 502 095	19 633 641
664 Glass	6 469 269	40 348 055	7 540 293	45 026 677
665 Glassware	188 551	959 337	874 801	5 259 594
666 Pottery	17 184	122 549	72 564	523 896
667 Pearl, Precious And Semi Precious Stones	45 305	55 260	70 532	351 380
671 Pig Iron, Spiegeleisen, Sponge Iron, And Ferro-Alloys	331 987	2 783 089	615 320	5 878 037
672 Ingots And Other Iron/Steel In Primary Forms	560 417	14 045 118	3 420 798	26 380 584
673 Flat Rolled Products, Not Clad	9 048 722	73 453 764	8 062 676	59 162 509
674 Flat Rolled Products, Clad Or Plated	8 957 284	57 473 382	10 806 994	76 693 729
675 Flat Rolled Products And Alloy Steels	2 006 047	13 392 198	4 557 664	28 758 633
676 Iron/Steel Bars, Rods, Angels, Shaped And Sections	2 563 120	43 039 251	5 493 996	46 413 869
677 Rail/Railway And Tractor Construction Of Iron/Steel Materials	1 995	51 434	28 886	136 992
678 Wire Of Iron/Steel	2 047 740	10 480 243	19 240 561	44 601 571
679 Tubes, Pipes, Hollow Profile, Pipe Fitting Of Iron/Steel	2 697 013	35 481 128	9 376 355	117 472 513
681 Silver, Platinum, And Other Metal Of The Platinum Groups	18 028	62 892	1 170 413	8 834 165
682 Copper	9 964 701	61 047 270	73 532 084	456 624 745
683 Nickel	6 329	94 497	244 874	3 669 566
684 Aluminium	6 508 866	34 258 455	17 538 916	109 005 842
685 Lead	308 147	1 923 083	933 564	4 635 924
686 Zinc	649 445	3 849 701	1 464 013	9 528 167
687 Tin	14 604	442 353	440 855	5 632 361
689 Miscellaneous Non-Ferrous Basemetals Employed In Metallurgy	3 302	212 676	288 677	20 408 382
691 Structures And Parts Of Iron/Steel Or Aluminium	68 186	2 309 423	879 165	7 654 989
692 Metal Containers For Storage And Transportations	705 271	5 316 120	1 988 417	21 817 380
693 Wire Products And Fencing Grills	625 913	3 967 307	1 752 303	11 200 456
694 Nails, Screws, Nuts, Bolts, Rivets Of Iron/Steel Or Copper	1 281 944	7 464 359	11 517 988	63 330 204
695 Tools For Used In The Hand Or In Machines	141 209	946 350	3 284 313	20 120 507
696 Cutlery	23 099	147 836	193 573	1 169 538
697 Household Equipment Of Base Metals	1 142	50 063	10 493	400 214
699 Manufactures Of Base Metals	1 965 056	14 920 884	17 189 475	127 778 813
711 Steam And Other Vapour Generating Boilers And Parts	348 470	5 373 526	1 581 034	16 148 984
712 Steam Or Other Generating Boilers And Parts	368	84 712	32 923	801 035
713 Internal Combustion Piston Engines And Parts	1 083 645	7 921 628	3 079 245	45 263 018
714 Engines And Motors, Non-Electric And Parts	22 609	573 218	3 848 337	117 594 589
716 Rotating Electric Plants And Parts	724 566	4 923 262	7 557 127	55 803 156
718 Other Power Generating Machines And Parts	23 656	211 712	749 822	4 622 156
721 Agricultural Machinery And Parts	99 727	191 569	457 785	1 499 623
722 Tractors	0	52 053	0	594 027
723 Civil Engineering And Contractor Plants And Equipments/Parts	1 533 835	8 188 649	3 363 343	16 943 260
724 Textile/Leather Machinery And Parts	4 649 811	19 411 661	33 895 882	178 699 471
725 Papermill/Pulpmill Machinery And Paper Cutting Machines	80 255	493 363	1 117 456	5 148 211
726 Printing/Book Binding Machinery And Parts	1 195 023	6 013 591	53 156 061	239 944 832
727 Food Processing Machines And Parts	42 653	1 779 479	1 862 942	33 935 016
728 Other Machines And Equipment Specialized For Particular Industry	1 426 921	8 345 402	18 616 038	116 904 099
731 Machine Tools By Removing Metal	327 230	2 838 161	10 780 782	68 823 760
733 Machine Tool For Working Metals	249 858	3 321 920	2 442 716	69 275 806
735 Parts Of Machine Tools	49 627	668 270	2 941 252	18 436 126
737 Metalworking Machinery And Parts	363 581	2 155 619	6 184 778	19 773 388
741 Heating And Cooling Equipments And Parts	1 570 505	9 987 489	6 566 920	68 678 629
742 Pumps For Liquid And Parts	136 866	1 304 023	2 037 438	19 085 100
743 Pumps, Compressors, Fans, Blowers, Centrifuges, And Parts	2 643 832	16 770 415	12 581 113	85 460 137
744 Mechanical Handling Equipments And Parts	965 597	6 613 923	7 874 118	42 203 718
745 Other Non-Electical Machinery, Tools, And Mechanical Apparatus	144 448	1 896 147	2 612 741	26 191 768
746 Ball Or Roller Bearings	936 171	6 228 513	7 341 838	54 289 284
747 Taps, Cocks, And Valves For Pipes	154 099	1 340 709	3 762 154	28 197 855
748 Transmission Shafts And Cranks	1 241 482	8 714 836	10 050 137	94 555 702
749 Non-Electric Parts And Accessories Of Machineries	650 355	3 507 949	12 342 263	107 132 105
751 Office Machines	59 345	319 871	204 706	1 374 722
752 Automatic Data Processing Machines And Their Units	555 304	3 372 856	16 359 624	114 552 807
759 Parts And Accessories For Machine Of Heading 751 Or 752	1 137 323	8 631 946	38 088 675	276 207 414
761 Television Receivers	3 914	41 156	951 227	3 022 313
762 Radio Broadcast Receivers	309	113 114	27 268	420 191
763 Sound Recorders Or Reproducers	1 264	1 060 677	213 395	10 206 183
764 Telecommunication Equipments And Parts	2 393 086	15 506 589	53 287 859	476 325 588
771 Electric Power Machinery And Parts	329 931	3 133 328	10 103 445	74 091 020
772 Electrical Apparatus For Making And Breaking Electrical Circuits	3 113 010	13 973 441	64 696 966	428 358 643
773 Equipment For Distributing Electricity	1 741 245	11 436 962	27 612 362	171 871 991
774 Electrical Apparatus For Medical Purposes And Radiological Apparatus	2 093	22 880	75 715	1 232 104
775 Household Type, Electrical/Non-Electrical Equipments	366 155	2 543 186	1 631 788	10 502 216
776 Thermionic, Cold Cathode, And Photo Cathode Valves/Tubes	641 549	3 804 510	92 947 092	650 056 257

**K2. IM POR KAWASAN BERIKAT / BOUND ZONE IMPORT**  
**MENURUT GOLONGAN BARANG SITC / BY SITC COMMODITY GROUP**  
**\*\* JULI / JULY 2013 \*\***

SITC Uraian Golongan Barang Group Description	Berat Bersih / Net Weight (Kg)		Nilai CIF / CIF Value (US\$)	
	Bulan ini Current month	Kumulatif Cum. Jan to date	Bulan ini Current month	Kumulatif Cum. Jan to date
778 Electrical Machinery And Apparatus	2 273 832	14 683 739	61 828 398	346 188 558
781 Passengger Motor Cars	205 234	2 400 981	3 765 690	36 948 429
782 Motor Vehicle For The Transportation Of Goods	655 920	3 587 693	3 108 719	7 253 587
783 Road Motor Vehicles	26 327	171 709	87 558	263 102
784 Parts And Accessories Of The Motor Vehicles	4 488 396	38 418 399	49 109 888	409 932 922
785 Motorcycles, Scooters, And Other Cycles Motorized/Non Motorized	4 391 817	18 307 492	4 941 232	20 357 036
786 Trailers And Other Vehicles, Not Motorized	128 736	557 707	1 430 674	2 466 366
791 Railway Vehicles And Associated Equipments	789	3 008	14 923	41 935
792 Aircraft And Associated Equipments And Parts	40 796	247 206	74 593 835	209 437 022
793 Ships, Boats, And Floating Structures	1 497	215 828	33 052	1 258 279
811 Prefabricated Buildings	29 047	35 715	46 020	79 297
812 Sanitary, Plumbing, Heating, And Lighting Fixtures/Fittings	9 011	307 197	78 457	1 334 284
813 Lighting Fixtures And Fittings	82 910	674 983	341 105	3 341 654
821 Furnitures And Parts	51 896	638 594	298 029	2 801 885
831 Travel Goods	29 547	135 771	454 338	15 945 060
841 Men'S Coats/Jackets, Not Knitted	7 222	70 324	157 068	1 555 951
842 Women'S Coats/Jacket, Not Knitted	5 637	161 454	162 671	1 725 213
843 Men'S Coats/Jackets, Knitted	463	112 221	3 131	1 151 925
844 Women'S Coats/Jackets, Knitted	567	179 427	8 031	2 814 322
845 Articles Of Apparel	114 419	917 043	1 674 311	15 028 847
846 Clothing Accessories Of Textiles Fabrics	180 866	1 516 829	3 227 346	25 113 296
848 Articles Of Apparel And Clothing Accessories Of Other Than Textile F	262 809	2 154 363	2 477 340	23 370 394
851 Footwears	923 031	7 334 880	9 126 599	78 166 800
871 Optical Instrument And Apparatus	15 408	220 721	1 652 299	16 110 856
872 Medical Instruments And Appliances	28 014	46 929	238 480	954 838
873 Meters And Counters	173 601	774 314	1 818 795	9 789 188
874 Measuring, Checking, Analysing, And Controlling Instrument And Ap	220 935	1 871 708	9 464 152	62 102 996
881 Photographic Apparatus And Equipments	617	34 267	80 958	3 733 607
882 Photographic And Chinematographic Supplies	209 371	1 186 720	668 669	3 175 034
883 Cinematograph Film, Exposed And Developed	6	71	10	2 208
884 Optical Goods	175 737	1 027 665	4 837 160	42 633 300
885 Watches And Clocks	9 756	71 728	244 292	3 241 800
891 Arms And Ammunitions	138	908	6 338	10 984
892 Printed Matter	721 315	4 467 374	9 818 850	74 891 988
893 Article Of Plastics	3 572 458	21 597 416	22 414 008	144 045 022
894 Baby Carriages, Toys, Games, And Sporting Goods	134 963	382 113	1 530 065	6 976 739
895 Office And Stationery Supplies	102 034	919 242	959 117	8 315 179
896 Works Of Art, Collectors Pieces And Antiques	1 065	10 431	13 422	126 944
897 Jewellery, Goldsmith, Silversmith Wares, And Other Articles	138 589	214 303	610 924	5 371 793
898 Musical Instrument And Parts/ Accessories	614 018	5 551 448	9 928 140	74 206 705
899 Other Miscellaneous Manufactured Articles	675 099	6 013 640	11 973 649	108 927 536
971 Gold, Non-Monetary	141	639	1 568 717	10 303 332
999 Gold coin and current coin	0	6	0	924
<b>TOTAL IM PORT</b>	<b>616 001 995</b>	<b>4 700 131 715</b>	<b>1 884 680 191</b>	<b>13 285 829 799</b>

**K3. IMPOR KAWASAN BERIKAT / BOUND ZONE IMPORT  
MENURUT NEGARA ASAL / BY COUNTRY OF ORIGIN  
\*\* JULI / JULY 2013 \*\***

Kode Code	Negara Asal Country of Origin	Berat Bersih / Net Weight (Kg)		Nilai CIF / CIF Value (US\$)	
		Bulan ini Current month	Kumulatif Cum. Jan to date	Bulan ini Current month	Kumulatif Cum. Jan to date
111	JP JAPAN	81 443 611	307 336 140	327 043 688	2 273 077 193
112	HK HONG KONG	16 534 514	104 088 640	101 928 279	842 510 504
113	KP KOREA, DEM. PEOPLE'S REP.	55	182 630	552	210 510
114	KR KOREA, REPUBLIC OF	52 645 450	355 609 834	266 555 035	1 902 030 285
115	TW TAIWAN	17 904 667	120 507 873	104 391 799	745 822 273
116	CN CHINA	61 136 476	427 884 715	358 756 796	2 491 215 280
117	MN MONGOLIA	0	1	0	8 400
118	MO MACAU	46 605	332 456	312 129	2 557 550
120	PG PAPUA NEW GUINEA	942 376	5 251 315	351 152	2 294 930
121	TH THAILAND	86 910 959	1 012 835 067	113 327 372	1 056 017 347
122	SG SINGAPORE	32 025 628	355 682 388	154 033 294	900 748 050
123	PH PHILIPPINES	2 039 043	8 696 977	10 250 037	52 869 134
124	MY MALAYSIA	27 482 657	175 441 235	59 724 587	415 439 681
125	MM MYANMAR	103	2 972 564	6 739	2 317 073
126	KH CAMBODIA	49 387	141 133	432 753	1 166 358
127	BN BRUNEI DARUSSALAM	31	2 501 157	2 061	968 865
129	NP NEPAL	0	7	0	219
131	VN VIET NAM	6 179 861	56 149 150	24 680 108	217 214 783
132	MV MALDIVES	0	3	0	120
133	IN INDIA	3 317 345	56 510 201	13 477 918	101 467 181
134	PK PAKISTAN	461 064	5 830 199	1 395 747	24 571 006
135	BD BANGLADESH	36 485	277 473	31 742	1 514 576
136	LK SRI LANKA	3 483	168 387	69 310	814 473
137	AF AFGHANISTAN	0	2	0	6
138	ID INDONESIA	740 296	4 798 954	6 664 886	29 140 671
142	IR IRAN (ISLAMIC REPUBLIC OF)	29	1 173 110	287	812 758
143	SA SAUDI ARABIA	2 354 906	27 259 384	3 815 377	34 441 621
144	IL ISRAEL	5	276	400	85 929
145	KW KUWAIT	1 092 565	9 049 758	1 105 245	8 533 132
146	JO JORDAN	63 002	355 903	63 638	338 521
148	LB LEBANON	2	79	13	23 561
151	YE YEMEN	0	332	0	2 017
152	OM OMAN	0	3 923 351	0	2 466 708
154	TR TURKEY	303 024	3 405 591	2 010 259	12 336 583
155	AE UNITED ARAB EMIRATES	6 667 690	57 715 641	4 872 465	60 486 479
156	QA QATAR	6 788 240	74 266 404	8 970 916	90 845 851
157	BH BAHRAIN	0	84 922	0	189 666
158	CY CYPRUS	140 000	277 590	203 102	2 815 164
211	EG EGYPT	1 205	143 576	6 611	246 010
213	MA MOROCCO	0	9	0	811
214	TN TUNISIA	1	73	13	2 701
219	NA NAMIBIA	0	31	0	2 493
221	ET ETHIOPIA	799	17 221	71 606	430 417
222	TZ TANZANIA, UNITED REP. OF	0	1 100 052	0	2 468 329
223	MG MADAGASCAR	20 795	112 927	246 421	1 325 529
225	KE KENYA	43	45 637	558	461 264
227	MZ MOZAMBIQUE	20 395	3 596 544	41 748	6 810 796
228	BW BOTSWANA	22	22	88	88
235	CG CONGO	0	5	0	148
236	CM CAMEROON	43 010	1 692 892	42 088	1 231 819
237	NG NIGERIA	52 826	494 139	48 864	853 860
240	CI COTE D'IVOIRE	0	1 121 697	0	2 166 007
241	SN SENEGAL	8	34	187	1 895
242	MR MAURITANIA	0	1 047 095	0	439 780
243	ML MALI	80	1 211 257	5 504	2 312 898
245	BF BURKINA FASO	197 963	2 478 789	402 610	4 644 768
248	VI U.S. VIRGIN ISLANDS	709	722	42 776	44 990
249	SC SEYCHELLES	0	5 280	0	16 956
251	UG UGANDA	0	13 847	0	166 060
252	CF CENTRAL AFRICAN REPUBLIC	0	96 040	0	81 586
253	NE NIGER	0	956	0	5 569
254	TD CHAD	20 240	399 817	40 159	793 293
256	SH SAINT HELENA	0	52	0	2 659
257	ST SAO TOM E AND PRINCIPE	105	105	3 377	3 377
260	SZ SWAZILAND	30	2 483	943	122 125
261	ZA SOUTH AFRICA	19 414 160	144 034 674	18 928 830	138 874 971

**K3. IMPOR KAWASAN BERIKAT / BOUND ZONE IMPORT**  
**MENURUT NEGARA ASAL / BY COUNTRY OF ORIGIN**  
**\*\* JULI / JULY 2013 \*\***

Kode Code	Negara Asal Country of Origin	Berat Bersih / Net Weight (Kg)		Nilai CIF / CIF Value (US\$)	
		Bulan ini Current month	Kumulatif Cum. Jan to date	Bulan ini Current month	Kumulatif Cum. Jan to date
262	ZW ZIMBABWE	198 000	841 600	1 684 980	7 093 350
265	KM COMOROS	4 193	4 193	49 687	49 687
267	MU MAURITIUS	0	74 404	0	669 636
268	RW RWANDA	0	14	0	29
298	VG VIRGIN ISLANDS (BRITISH)	2 248	51 601	25 708	240 136
299	OF OTHER AFRICA	0	1 368	0	8 911
311	AU AUSTRALIA	49 901 439	457 835 618	34 668 531	294 412 163
312	NZ NEW ZEALAND	4 011 820	26 426 732	2 389 949	24 671 146
319	GU GUAM	0	1	0	30
322	NC NEW CALEDONIA	0	202 538	0	85 499
325	VC SAINT VINCENT AND THE GRENADINES	0	34	0	3 430
331	AS AMERICAN SAMOA	782	16 346	57 837	614 350
332	CK COOK ISLANDS	0	289	0	4 823
333	FJ FIJI	0	141 128	0	635 707
335	MH MARSHALL ISLANDS	29	55	522	3 598
336	WS SAMOA	93 892	204 826	75 195	520 900
340	CX CHRISTMAS ISLANDS	0	40	0	188
343	TK TOKELAU	16 800	16 857	55 944	56 087
411	US UNITED STATES	21 500 534	138 238 307	54 707 796	458 986 573
412	CA CANADA	5 068 032	11 145 254	14 052 514	75 269 873
421	MX MEXICO	42 848 855	63 145 551	18 937 778	37 508 343
422	GT GUATEMALA	8	5 000 829	48	2 550 573
423	HN HONDURAS	0	78	0	1 494
424	NI NICARAGUA	36	6 457	1 053	141 938
425	PA PANAMA	655 764	2 430 356	270 410	1 019 902
426	CU CUBA	954	2 990	4 011	11 014
431	CL CHILE	2 251 262	5 212 662	11 286 918	34 248 308
432	VE VENEZUELA	0	79 253	0	95 005
433	AR ARGENTINA	185 551	8 524 634	282 522	12 653 480
434	BR BRAZIL	37 057 123	395 958 936	22 469 277	231 412 172
435	CO COLOMBIA	6 077	22 187	52 303	178 231
436	BO BOLIVIA	0	4	0	18
437	UY URUGUAY	589 736	4 102 812	427 692	3 376 230
438	PY PARAGUAY	23 116	759 405	31 669	1 019 793
441	EC ECUADOR	6 666	49 547	595 480	1 901 204
442	PE PERU	302 658	397 996	2 102 933	2 241 611
443	GY GUYANA	0	1	0	220
444	TT TRINIDAD AND TOBAGO	0	347	0	3 778
445	BS BAHAMAS	1 299	2 869	4 968	15 243
446	JM JAMAICA	161	1 241	680	9 514
447	PR PUERTO RICO	612	4 630	10 676	53 738
448	BZ BELIZE	11 500	111 769	150 794	1 125 543
449	DO DOMINICAN REPUBLIC	232 990	244 687	94 827	404 967
450	SV EL SALVADOR	19	13 082 418	2 583	7 744 866
451	CR COSTA RICA	75 068	111 048	375 811	684 661
453	BB BARBADOS	231	591	970	4 345
454	AG ANTIGUA AND BARBUDA	19	19	1 020	1 020
455	AI ANGUILLA	9	9	441	441
457	BM BERMUDA	299	366	97 021	97 544
458	CV CAPE VERDE	0	464	0	5 491
459	KY CAYMAN ISLANDS	0	7	0	5 641
460	DM DOMINICA	6	6	4	4
464	GL GREENLAND	39 733	278 036	126 722	583 263
465	GD GRENADA	0	3	0	111
467	AN NETHERLANDS ANTILLES	0	11	0	123
473	KN SAINT KITTS AND NEVIS	0	3 900	0	18 552
511	GB UNITED KINGDOM	4 049 761	36 449 690	6 037 575	64 490 880
512	NL NETHERLANDS	1 326 478	5 521 390	1 823 012	51 800 560
513	FR FRANCE	106 465	5 402 660	3 205 569	47 891 413
514	DE GERMANY, FED. REP. OF	2 122 276	29 081 808	16 575 264	131 169 964
515	AT AUSTRIA	1 205 565	1 996 569	2 381 281	8 435 131
516	BE BELGIUM	463 685	4 187 546	2 472 983	20 209 008
517	CH SWITZERLAND	425 032	2 598 053	3 601 242	28 090 290
518	LU LUXEMBOURG	7 835	93 132	93 289	1 285 734
520	MC MONACO	4	5	180	218
521	DK DENMARK	19 473	377 160	368 890	4 680 832

**K3. IMPOR KAWASAN BERIKAT / BOUND ZONE IMPORT**  
**MENURUT NEGARA ASAL / BY COUNTRY OF ORIGIN**  
**\*\* JULI / JULY 2013 \*\***

Kode Code	Negara Asal Country of Origin	Berat Bersih / Net Weight (Kg)		Nilai CIF / CIF Value (US\$)	
		Bulan ini Current month	Kumulatif Cum. Jan to date	Bulan ini Current month	Kumulatif Cum. Jan to date
522	NO NORWAY	19 842	467 870	1 197 877	6 397 060
523	SE SWEDEN	1 407 736	12 877 144	1 461 484	13 625 533
524	FI FINLAND	338 415	3 297 656	464 245	3 687 190
525	IE IRELAND	4 489	343 273	38 084	1 721 728
526	IT ITALY	675 334	14 950 682	6 802 160	70 640 420
527	ES SPAIN	176 608	1 302 702	72 324 031	88 908 406
528	PT PORTUGAL	20 820	205 994	164 005	1 457 357
529	IS ICELAND	11	20	816	3 056
530	MS MONTSERRAT	0	3	0	441
531	GR GREECE	46 486	2 907 653	66 255	5 156 882
533	AD ANDORRA	0	15	0	68
534	LI LIECHTENSTEIN	1 420	8 419	52 240	343 809
540	CD DEMOCRATIC REP. OF THE CONGO	220 397	850 491	532 997	2 097 338
542	HU HUNGARY	26 956	1 818 441	2 049 051	4 304 725
543	PL POLAND	1 158 593	4 260 608	1 697 980	8 224 924
544	RO ROMANIA	2 449	18 757	121 266	387 182
545	BG BULGARIA	114 595	267 677	627 324	1 762 568
549	AM ARMENIA	0	1 026	0	19 118
551	BY BELARUS	0	4	0	206
552	KZ KAZAKHSTAN	1	18	2	6 738
553	KG KYRGYZSTAN	5 993	232 634	23 589	479 015
554	MD MOLDOVA, REPUBLIC OF	5 764	40 553	45 068	340 889
557	UA UKRAINE	12 212	33 240 404	32 487	7 848 201
559	LT LITHUANIA	17	501	756	140 817
560	LV LATVIA	0	3 137	0	93 295
561	EE ESTONIA	1	19 988	10	66 059
562	GE GEORGIA	0	30	0	1 744
563	HR CROATIA	1 313	11 762	16 994	133 755
565	MT MALTA	177	219 348	15 088	166 887
566	SK SLOVAKIA	1 076	26 945	123 026	260 127
567	SI SLOVENIA	18 426	91 502	68 784	536 695
568	CZ CZECH REPUBLIC	6 729 569	53 946 058	6 462 231	49 689 118
569	GS SOUTH GEORGIA AND THE SOUTH SA	0	35	0	1 046
571	FO FAEROE ISLANDS	0	8	0	39
572	RU RUSSIA FEDERATION	3 117 115	9 947 235	4 269 809	15 938 907
573	RS SERBIA	135	967	5 904	24 272
<b>TOTAL IM PORT</b>		<b>616 001 995</b>	<b>4 700 131 715</b>	<b>1 884 680 191</b>	<b>13 285 829 799</b>



**K4. IM POR KAWASAN BERIKAT / BOUND ZONE IM PORT**  
**M ENURUT PROPINSI DAN PELABUHAN IM POR / BY PROVINCE AND PORT OF IM PORTATION**  
**\*\* JULI / JULY 2013 \*\***

Kode Code	Propinsi / Pelabuhan Impor Province / Port of Impotation	Berat Bersih / Net Weight (Kg)		Nilai CIF / CIF Value (US\$)	
		Bulan ini Current month	Kumulatif Cum. Jan to date	Bulan ini Current month	Kumulatif Cum. Jan to date
	<b>SUM ATERA UTARA</b>	<b>39 749 229</b>	<b>145 587 224</b>	<b>39 993 266</b>	<b>233 033 399</b>
144 IDBLW	BELAWAN	39 748 634	145 576 536	39 927 303	232 429 926
166 IDMES	MEDAN / POLONIA (U)	595	10 688	65 963	603 473
	<b>RIAU</b>	<b>558 102</b>	<b>31 947 937</b>	<b>2 264 608</b>	<b>36 563 520</b>
225 IDDUM	DUMAI	0	25 613 495	0	13 226 946
235 IDSUJ	SUNGAI GUNTING	499 600	5 247 188	1 997 629	17 776 928
242 IDTEM	TEM BILAHAN	58 502	1 087 229	266 979	5 557 158
243 IDKEN	KUALA ENOK	0	25	0	2 488
	<b>KEPULAUAN RIAU</b>	<b>2 773 896</b>	<b>60 987 424</b>	<b>48 343 973</b>	<b>343 379 339</b>
248 IDTBK	TANJUNG BALAI KARIM UN	0	46 840 208	0	138 963 632
250 IDTAN	TANJUNG UBAN	2 773 896	12 809 142	48 343 973	185 000 414
251 IDTPN	TANJUNG PINANG	0	1 232 613	0	18 913 358
263 IDPAS	PASIR PANJANG	0	105 461	0	501 935
	<b>LAMPUNG</b>	<b>0</b>	<b>118 781</b>	<b>0</b>	<b>764 363</b>
395 IDPJG	PANJANG	0	118 781	0	764 363
	<b>DKI JAKARTA</b>	<b>372 159 556</b>	<b>2 179 179 337</b>	<b>1 415 435 650</b>	<b>10 192 329 875</b>
431 IDTPP	TANJUNG PRIOK	354 626 758	2 115 812 413	1 133 020 962	7 949 771 507
432 IDKLB	KALIBARU	11 399 671	22 974 569	1 025 970	4 556 327
433 IDJKT	JAKARTA / PASAR IKAN	2 393 146	12 576 401	9 515 043	61 871 982
434 IDCGK	SOEKARNO-HATTA (U)	3 731 812	27 746 464	271 307 190	2 170 616 695
436 IDHLP	HALIM PERDANA KUSUMA (U)	8 169	69 490	566 485	5 513 364
	<b>BANTEN</b>	<b>113 295 281</b>	<b>1 694 814 806</b>	<b>74 029 088</b>	<b>995 897 144</b>
461 IDMRK	MERAK	70 737 280	712 150 626	52 441 557	483 552 235
473 IDCGD	CIGADING	42 558 001	982 664 180	21 587 531	512 344 909
	<b>JAWA BARAT</b>	<b>26 210</b>	<b>27 465</b>	<b>70 639 735</b>	<b>70 701 251</b>
466 IDBDO	HUSEIN SASTRANEGARA	0	1 255	0	61 516
468 IDBND	GEDE BAGE-BANDUNG (PTT)	26 210	26 210	70 639 735	70 639 735
	<b>JAWA TENGAH</b>	<b>25 084 960</b>	<b>165 179 714</b>	<b>112 922 747</b>	<b>658 736 497</b>
494 IDTES	TANJUNG EMAS	25 032 709	164 657 970	112 365 383	653 237 471
496 IDSRG	ACHMAD YANI (U)	28 688	145 937	454 128	2 046 566
497 IDSMR	SEM ARANG (PTT)	22 851	356 667	9 416	3 113 219
498 IDSOC	JEBRES/ADI SUM ARMO	712	19 140	93 820	339 241
	<b>DI YOGYAKARTA</b>	<b>995</b>	<b>2 475</b>	<b>25 391</b>	<b>62 795</b>
531 IDJOG	ADI SUCIPTO (U)	131	1 611	3 343	40 747
532 IDJOK	YOGYAKARTA (PTT)	864	864	22 048	22 048
	<b>JAWA TIM UR</b>	<b>62 139 213</b>	<b>421 432 346</b>	<b>120 008 872</b>	<b>746 326 949</b>
563 IDTPE	TANJUNG PERAK	61 382 834	417 261 804	108 660 083	684 395 740
587 IDSUB	JUANDA (U)-SURABAYA	127 982	831 012	8 152 716	51 717 174
588 IDSUR	SURABAYA (PTT)	628 397	3 339 530	3 196 073	10 214 035
	<b>BALI</b>	<b>214 553</b>	<b>275 680</b>	<b>1 016 861</b>	<b>6 448 286</b>
613 IDBOA	BENOA/LOLOAN	171 088	171 088	21 725	21 725
620 IDDPS	NGURAH RAI (U)	43 465	104 592	995 136	6 426 561
	<b>KALIMANTAN TIM UR</b>	<b>0</b>	<b>3 378</b>	<b>0</b>	<b>60 297</b>
803 IDBPP	BALIKPAPAN	0	416	0	22 240
814 IDBPN	SEPINGGAN (U)	0	2 962	0	38 057
	<b>SULAWESI UTARA</b>	<b>0</b>	<b>575 148</b>	<b>0</b>	<b>1 526 084</b>
835 IDBIT	BITUNG	0	566 889	0	1 379 670
843 IDMDC	SAM RATULANGI (U)	0	8 259	0	146 414
	<b>TOTAL IM PORT</b>	<b>616 001 995</b>	<b>4 700 131 715</b>	<b>1 884 680 191</b>	<b>13 285 829 799</b>





# DATA

## MENCERDASKAN BANGSA




### **BADAN PUSAT STATISTIK**

Jl. dr. Sutomo No. 6-8 Jakarta 10710

Telp. : (021) 3841195, 3842508, 3810291-4, Fax. : (021) 3857046

Homepage : <http://www.bps.go.id> E-mail : [bpsHQ@bps.go.id](mailto:bpsHQ@bps.go.id)

ISSN 0126-3668



9 770126 366007 >