



Katalog BPS: 8202006

BULETIN
STATISTIK PERDAGANGAN LUAR NEGERI
FOREIGN TRADE STATISTICAL BULLETIN

IMPOR / IMPORTS

Agustus
August **2013**



BADAN PUSAT STATISTIK

BULETIN

STATISTIK PERDAGANGAN LUAR NEGERI
FOREIGN TRADE STATISTICAL BULLETIN

IMPOR / IMPORTS

Agustus
August **2013**



Buletin
STATISTIK PERDAGANGAN LUAR NEGERI
FOREIGN TRADE STATISTICAL BULLETIN
IMPOR/IMPORTS

Agustus/August 2013

No. Publikasi / Publication Number : 06120.1318

No. ISSN / ISSN : 0126-3668

Katalog BPS / BPS Catalogue : 8202006

Ukuran Buku / Book Size : 21 Cm x 28 Cm

Jumlah Halaman / Number of pages : xix+179 halaman/pages

Naskah / Manuscript :

Subdirektorat Statistik Impor

Subdirectorate of Import Statistics

Gambar Kulit / Cover Design :

Subdirektorat Publikasi dan Kompilasi Statistik

Subdirectorate of Statistical Publication and Compilation

Diterbitkan oleh / Published by :

Badan Pusat Statistik, Jakarta-Indonesia

BPS - Statistics Indonesia

Dicetak oleh / Printed by :

Boleh dikutip dengan menyebut sumbernya

May be cited with reference to the source

KATA PENGANTAR

Publikasi Statistik Impor Agustus 2013 merupakan kelanjutan dari publikasi sebelumnya yang diterbitkan secara bulanan oleh Badan Pusat Statistik Republik Indonesia (BPS-RI). Data yang disajikan dalam publikasi ini, mencakup :

- A. Impor menurut Golongan Barang HS, Golongan Barang SITC, Komoditi (HS), Negara Asal, Pelabuhan Impor, Negara Asal dan Lima Golongan Barang Utama SITC 3 digit, Komoditi tertentu dan Negara Asal Utama
- B. Impor Kawasan Berikat menurut Golongan Barang HS 2 digit, Golongan Barang SITC, Negara Asal, Provinsi dan Pelabuhan Impor

Ucapan terima kasih dan penghargaan yang setinggi-tingginya disampaikan kepada Direktorat Jenderal Bea dan Cukai, Kementerian Keuangan dan Bank Indonesia yang telah secara teratur dan berkesinambungan mengirimkan dokumen PIB, serta PT. Pertamina yang telah memberikan data impor minyak dan gas secara rutin. Selanjutnya, kepada semua pihak yang juga telah membantu BPS-RI sehingga memungkinkan diterbitkannya publikasi ini diucapkan terima kasih.

Akhirnya, kami mengharapkan semoga publikasi ini bermanfaat bagi pengguna data.

Jakarta, November 2013
Badan Pusat Statistik
Kepala



Dr. SURYAMIN, M.Sc
NIP. 195608051979031001

FOREWORD

The monthly publication of import statistics, is a sequential issue from the preceding publication which developed by The BPS-Statistics of the Republic of Indonesia. This Publication covered:

- A. Import by HS Commodity Groups, SITC Commodity Groups, Commodity (HS), Country of Origin, Port of Importation, Country of Origin and Five Major SITC Commodity Group, Certain Commodities import by Main Country of Origin
- B. Bonded Zone import by Commodity 2 Digits HS, by SITC Commodity Group, Country of Origin, by Province and port of Importation

Deeply gratitude and the highest appreciation are due to the Directorate General of Custom, Ministry of Finance and Bank of Indonesia of their contribution of regularly in sending documents, and also to PT. Pertamina for the best cooperation in supporting data of oil and gas so that BPS published this edition successfully.

Finally, it is hoped that this publication would be useful for users.

Jakarta, November 2013
BPS-Statistics Indonesia
Distribution and Service Statistics



Dr. SURYAMIN, M.Sc
Director General

PENJELASAN

1. DAERAH PENCATATAN

Daerah pencatatan statistik dalam publikasi ini meliputi seluruh wilayah Republik Indonesia.

2. SUMBER DOKUMEN

Statistik dikumpulkan berdasarkan dokumen impor (Pemberitahuan Impor Barang (PIB - BC 2.0) dan Pemberitahuan Pengangkutan Barang Impor (PPBI – BC 2.3) yang diisi oleh importir. Dokumen PIB - BC 2.0 dan PPBI - BC 2.3 diterima dari Bea dan Cukai dan berlaku sejak April 1997 berdasarkan Surat Keputusan Menteri Keuangan nomor 101/KMK.05/1997 tanggal 10 Maret 1997.

3. SISTEM PERDAGANGAN

Sistem pencatatan Statistik Perdagangan Luar Negeri mempergunakan Sistem Perdagangan Umum (*the General Trade System*) atau dengan Sistem Perdagangan Khusus (*the Special Trade System*). Dalam Sistem Perdagangan Umum, Kawasan Berikat dianggap sebagai "dalam negeri", sedangkan dalam Sistem Perdagangan Khusus, dianggap sebagai "luar negeri". Sejak Januari 2008, sistem pencatatan Statistik Impor menggunakan Sistem Perdagangan Umum.

4. RUANG LINGKUP

Pencatatan Statistik Impor meliputi seluruh barang-barang yang masuk ke wilayah Indonesia.

5. KASUS KHUSUS

- 5.1. Sebagian impor kapal laut dan pesawat beserta suku cadangnya termasuk dalam Statistik Impor.
- 5.2. Barang-barang luar negeri yang diolah atau diperbaiki di dalam negeri tetap dicatat sebagai barang impor, meskipun setelah barang tersebut selesai diproses akan kembali ke luar negeri (*re-ekspor*).
- 5.3. Barang-barang di bawah ini tidak termasuk di dalam Statistik Impor:
 - a. Pakaian dan barang-barang perhiasan penumpang.
 - b. Barang-barang penumpang untuk dipakai sendiri, kecuali lemari es, pesawat TV dan sebagainya.
 - c. Barang-barang yang diimpor untuk keperluan perwakilan (kedutaan) suatu negara.
 - d. Barang-barang untuk ekspedisi dan ekshibisi/pameran.
 - e. Sebagian barang-barang yang langsung diimpor oleh angkatan bersenjata.
 - f. Pembungkus/peti kemas.
 - g. Uang dan surat-surat berharga.
 - h. Barang-barang sebagai contoh.

6. SISTEM PENGOLAHAN

Data dalam publikasi ini mencakup dokumen PIB selama Agustus 2013 yang diterima oleh Badan Pusat Statistik sampai akhir September 2013. Sistem pengolahan menggunakan *Carry Over*. Dengan metode ini dokumen-dokumen dari Bea dan Cukai ditunggu selama satu bulan setelah bulan berjalan. Dokumen-dokumen yang datang terlambat akan dimasukkan dalam bulan pengolahan berikutnya.

7. KLASIFIKASI JENIS BARANG

Penggolongan barang yang digunakan di dalam statistik impor adalah klasifikasi Barang Impor yang berdasarkan pada Buku Tarif Kepabeanan Indonesia 2012 (BTKI 2012) yang mengacu pada amandemen keempat dari World Customs Organization (WCO) sebagai lembaga Internasional yang menyusun klasifikasi Harmonized System (HS). Disamping menggunakan HS sebagai klasifikasi jenis barang, juga digunakan Standard International Trade Classification (SITC) Revisi 4.

8. PERIODE REFERENSI

Periode penentuan impor adalah tanggal penyelesaian dokumen oleh pejabat-pejabat Bea dan Cukai yang terdapat dalam dokumen impor.

9. NILAI BARANG

Nilai barang dinyatakan dalam nilai CIF (US\$) dan nilai Kurs Agustus 2013 yang digunakan adalah US\$ 1 = Rp.10.638,-

10. SATUAN BARANG

Berat barang impor adalah berat bersih dan dinyatakan dalam Kg.

11. NEGARA ASAL

Negara asal adalah negara dimana barang-barang tersebut dihasilkan dan dokumennya telah diperiksa serta dinyatakan sesuai dengan peraturan yang berlaku oleh pejabat Bea dan Cukai.

EXPLANATORY NOTES

1. AREA RECORDINGS

The statistical recording area in this publication covers the entire territory of the Republic of Indonesia.

2. SOURCE OF DOCUMENTS

Statistics are compiled based on Import Declaration Form (Pemberitahuan Impor Barang (PIB-BC 2.0) or Pemberitahuan Pengangkutan Barang Impor (PPBI-BC 2.3)) of Import documents that are filled by importers. The PIB documents received from Customs and Excise, prevailing on April 1, 1997, based on Minister of Finance Decree No. 101/KMK.05/1997, March 10, 1997.

3. TRADE SYSTEM

The systems of recording Foreign Trade Statistics apply the General Trade System or the Special Trade System. In the General Trade System, the Bonded Zone is regarded as "*Domestic*", while in the Special Trade System; the Bonded Zone is regarded as "*Abroad*". Since January 2008, the systems of recording import Statistics have applied the General Trade System.

4. COVERAGE

The recording Import Statistics covers all goods entering the Indonesian territory.

5. PARTICULAR CASES

- 5.1 Part of importation of sea vessels and airplanes and their spare parts are included in the Import Statistics.
- 5.2 Overseas goods which are processed or modified in Indonesian Country are recorded as importation, although after the goods finish process will return to abroad (re-exports).
- 5.3 The goods here under are not included in the Import Statistics:
 - a. Clothes and jewelry of passengers.
 - b. Luggage of passengers of own use, except refrigerators, television sets, etc.
 - c. Goods imported for the use of foreign countries representations (embassies).
 - d. Goods for expeditions and exhibition shows.
 - e. A part of the goods directly imported by armed forces.
 - f. Packing's containers to be refilled.
 - g. Bank notes and securities.
 - h. Sample goods.

6. PROCESSING SYSTEM

The data in this publication covers documents of August 2013 were received by the BPS to the end of September, 2013. The documents are processed using a carry over system. The deadline for the acceptance of documents of a certain month is one month after the reference period, which means the end of the following month. The documents accepted after the deadline is considered as the document of the following month.

7. COMMODITY CLASSIFICATION

The classification of goods in this publication applies the 2012 Indonesia's Custom Tariff Classification, based on fourth amendment from World Customs Organization (WCO) as an International Organization who arranged the Classification of Harmonized System (HS). Besides applying the HS, the Standard International Trade Classification (SITC) Revised 4 is also applied in the classification of goods.

8. REFERENCE PERIOD

The period of import determination is the date of settlement/completion by the Customs and Excise Officials as stated in the Import documents.

9. COMMODITY VALUATION

The values recorded, are the CIF value (US\$). The exchange rate use for August, 2013, US\$1 = Rp.10.638-

10. UNIT OF COMMODITY

The net weight imported of goods are present to Kg.

11. COUNTRY OF ORIGIN

Country of origin is the country in which the goods have been produced, after being verified by Customs and Excise Officials, pursuant to the prevailing regulations

DAFTAR ISI/CONTENTS

	Halaman/Page
KATA PENGANTAR/ <i>FOREWORD</i>	iii-iv
PENJELASAN/ <i>EXPLANATORY NOTES</i>	v-viii
DAFTAR ISI/ <i>CONTENTS</i>	ix
RINGKASAN/ <i>SUMMARY</i>	xi-xix
Tabel/ <i>Table</i> I-1. Import Menurut Golongan Barang HS/ <i>Import by HS Commodity Groups</i>	
Menurut 21 Golongan Barang HS/ <i>By 21 HS Commodity Groups</i>	1
Menurut Golongan Barang 2 Dijit HS/ <i>By Commodity Groups 2 Digit Code HS</i>	2
Menurut 40 Golongan Barang HS Terbesar/ <i>By 40 Biggest Commodities 10 Digit HS Code</i>	3
Tabel/ <i>Table</i> I-2. Impor Menurut Golongan Barang SITC/ <i>Import by SITC Commodity Groups</i>	4-8
Tabel/ <i>Table</i> I-3. Impor Menurut Komoditi (HS)/ <i>Import by Commodity (HS)</i>	9-129
Tabel/ <i>Table</i> I-4. Impor Menurut Negara Asal/ <i>Import by Country of Origin</i>	130-132
Tabel/ <i>Table</i> I-5. Impor Menurut Pelabuhan Impor/ <i>Import by Port of Importation</i>	133-135
Tabel/ <i>Table</i> I-6 Impor Menurut Negara Asal dan Lima Golongan Barang (SITC) Utama/ <i>Import by Country of Origin and Five Major SITC Commodity Group</i>	136-164
Tabel/ <i>Table</i> I-7 Impor Komoditi Tertentu Menurut Negara Asal Utama/ <i>Certain Commodities Import by Main Country of Origin</i>	165-168
Tabel/ <i>Table</i> K1 Import Kawasan Berikat Menurut Golongan Barang 2 Dijit HS/ <i>Bonded Zone Import by Commodity 2 Digits HS</i>	169-170
Tabel/ <i>Table</i> K2 Impor Kawasan Berikat Menurut Golongan Barang SITC/ <i>Bonded Zone Import by SITC Commodity Group</i>	171-175
Tabel/ <i>Table</i> K3 Impor Kawasan Berikat Menurut Negara Asal/ <i>Bonded Zone Import by Country of Origin</i>	176-178
Tabel/ <i>Table</i> K4 Impor Kawasan Berikat Menurut Provinsi dan Pelabuhan Impor/ <i>Bonded Zone Import by Province and Port of Importation</i>	179

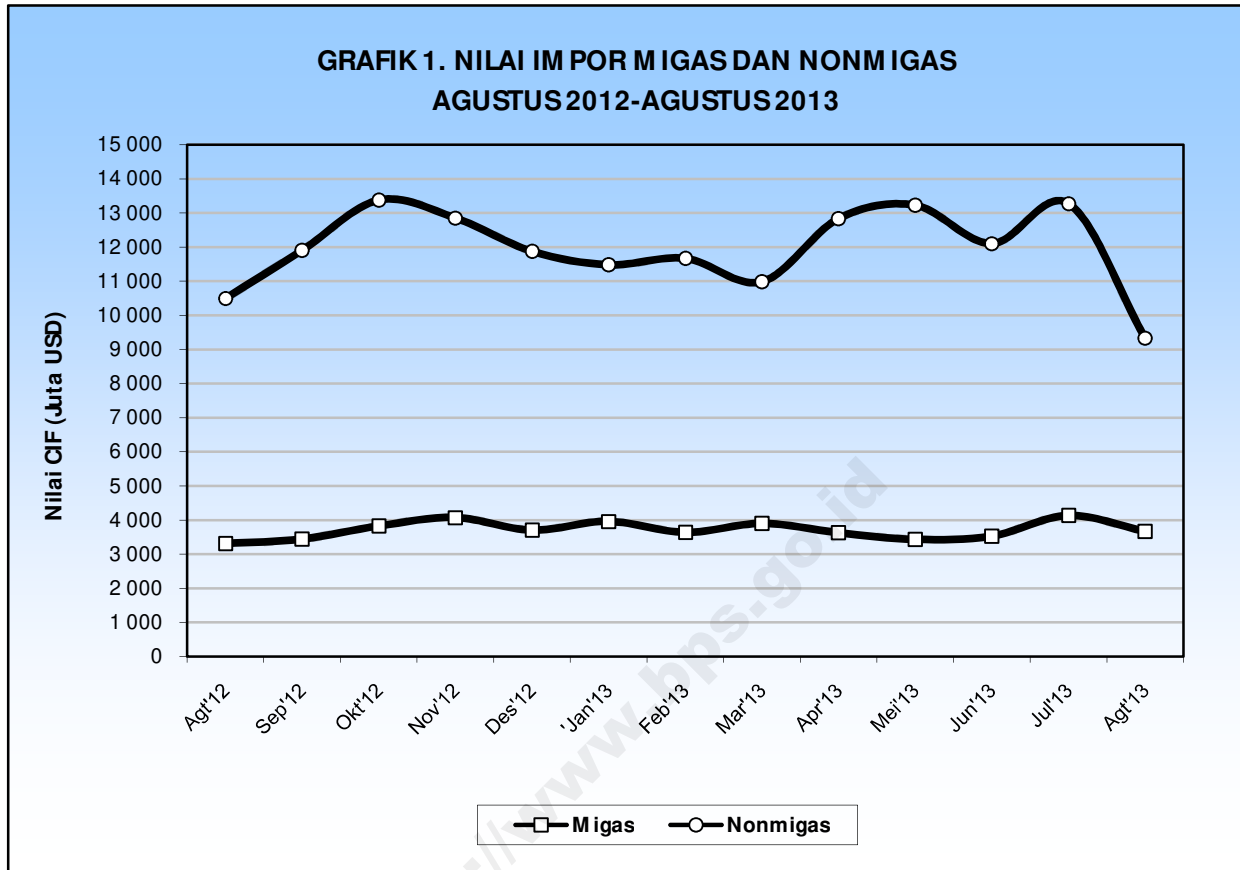
RINGKASAN

Pada Agustus 2013 nilai impor mencapai USD13.012,1 juta yang terdiri dari impor melalui Kawasan Berikat sebesar USD1.479,6 juta (11,37 persen) dan di Luar Kawasan Berikat sebesar USD11.532,5 juta (88,63 persen). Nilai impor migas Indonesia mencapai USD3.672,0 juta atau 28,22 persen dari total impor Indonesia. Sedangkan nilai impor nonmigas Indonesia mencapai USD9.340,1 juta dan memberikan peranan sebesar 71,78 persen terhadap total impor Indonesia.

**TABEL 1. IMPOR MIGAS DAN NONMIGAS
AGUSTUS 2012 – AGUSTUS 2013**

Tahun/ Bulan	Migas		Nonmigas		Total		
	Indonesia	Kawasan Berikat	Indonesia	Kawasan Berikat	Indonesia	Kawasan Berikat	
Nilai CIF (Juta USD)							
2012	Agustus	3 312,1	1,4	10 501,8	1 345,4	13 813,9	1 346,8
	September	3 443,0	3,3	11 905,6	1 860,6	15 348,6	1 863,9
	Oktober	3 827,8	13,6	13 380,1	2 034,5	17 207,9	2 048,1
	November	4 078,6	38,5	12 856,4	1 867,2	16 935,0	1 905,7
	Desember	3 705,5	38,8	11 876,5	1 585,1	15 582,0	1 623,9
2013	Januari	3 966,0	121,6	11 484,2	1 797,1	15 450,2	1 918,7
	Februari	3 642,3	8,5	11 671,0	1 782,2	15 313,3	1 790,7
	Maret	3 902,9	50,1	10 984,2	1 577,5	14 887,1	1 627,6
	April	3 629,4	6,0	12 834,1	2 046,2	16 463,5	2 052,2
	Mei	3 435,5	47,4	13 225,0	1 982,9	16 660,5	2 030,3
	Juni	3 531,0	44,0	12 105,0	1 937,6	15 636,0	1 981,6
	Juli	4 137,3	36,9	13 279,7	1 847,8	17 417,0	1 884,7
	Agustus	3 672,0	38,8	9 340,1	1 440,8	13 012,1	1 479,6
Peranan Terhadap Total Impor (%)							
2012	Agustus	23,98	0,10	76,02	99,90	100,00	100,00
	September	22,43	0,18	77,57	99,82	100,00	100,00
	Oktober	22,24	0,66	77,76	99,34	100,00	100,00
	November	24,08	2,02	75,92	97,98	100,00	100,00
	Desember	23,78	2,39	76,22	97,61	100,00	100,00
2013	Januari	25,67	6,34	74,33	93,66	100,00	100,00
	Februari	23,79	0,47	76,21	99,53	100,00	100,00
	Maret	26,22	3,08	73,78	96,92	100,00	100,00
	April	22,05	0,29	77,95	99,71	100,00	100,00
	Mei	20,62	2,33	79,38	97,67	100,00	100,00
	Juni	22,58	2,22	77,42	97,78	100,00	100,00
	Juli	23,75	1,96	76,25	98,04	100,00	100,00
	Agustus	28,22	2,62	71,78	97,38	100,00	100,00

Dari total nilai impor migas Indonesia, impor melalui Kawasan Berikat hanya sebesar USD38,8 juta atau 1,06 persen, sedangkan sisanya sebanyak USD3.633,2 juta (98,94 persen) di Luar Kawasan Berikat. Sementara itu, nilai impor nonmigas di Luar Kawasan Berikat mencapai USD7.899,3 juta atau 84,57 persen dan yang melalui Kawasan Berikat sebesar USD1.440,8 juta (15,43 persen).



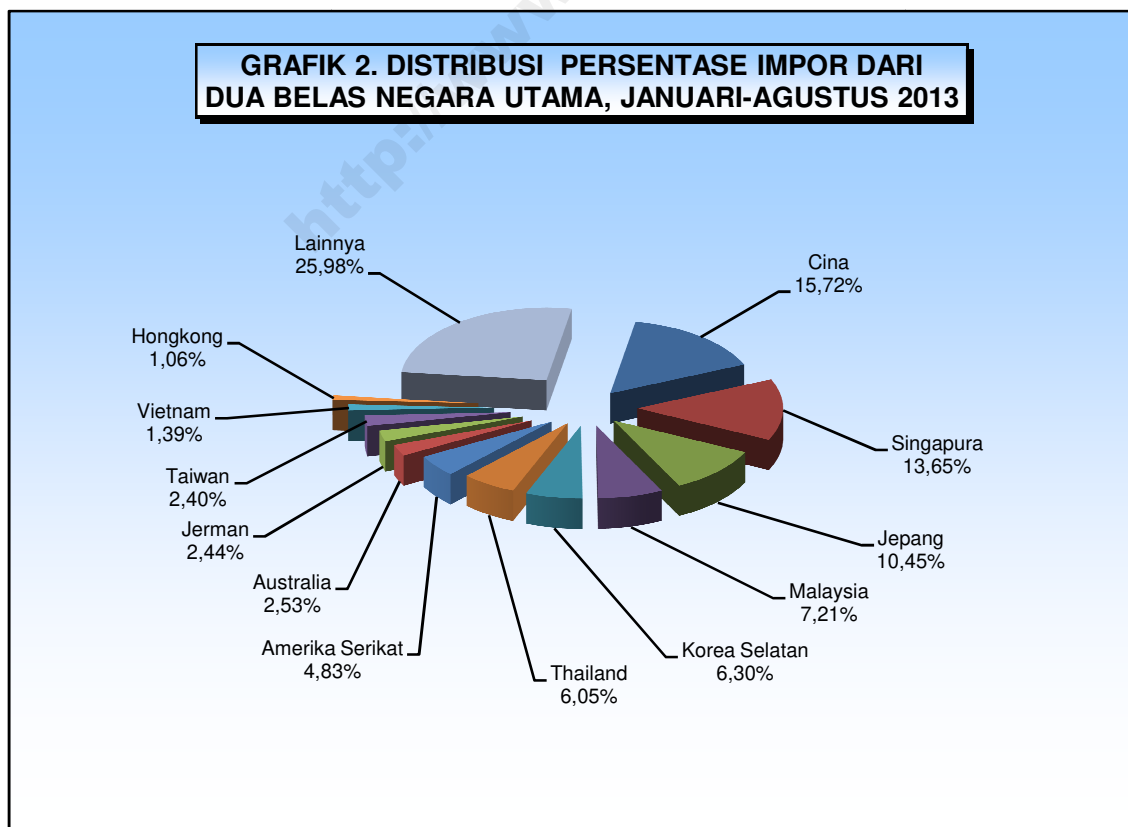
Dilihat dari peranannya, selama tiga belas bulan terakhir impor migas memberikan kontribusi rata-rata 23,80 persen per bulan dan impor nonmigas sebesar 76,20 persen per bulan. Sementara itu, pada Agustus 2013 peranan impor migas mencapai 28,22 persen yang berarti angka tersebut berada di atas rata-rata. Sebaliknya peranan impor nonmigas berada di bawah rata-rata, yaitu 71,78 persen.

Dengan diterapkannya Sistem Perdagangan Umum (*General Trade System*) dalam pencatatan statistik impor, secara keseluruhan nilai impor barang yang tercatat mengalami kenaikan yang nyata (signifikan).

**TABEL 2. PERKEMBANGAN IMPOR MIGAS DAN NONMIGAS
JANUARI-AGUSTUS 2009-2013**


Bulan/ Tahun	Nilai (Juta USD)			Peranan (%)		
	Migas	Non-Migas	Total	Migas	Non-Migas	Total
Jan-Agt						
2009	10 766,9	49 001,0	59 767,9	18,01	81,99	100,00
2010	17 438,1	70 296,8	87 734,9	19,88	80,12	100,00
2011	26 847,8	88 015,8	114 863,6	23,37	76,63	100,00
2012	27 509,4	99 108,1	126 617,5	21,73	78,27	100,00
2013	29 916,4	94 923,3	124 839,7	23,96	76,04	100,00

Impor Indonesia Januari-Agustus 2013 sebesar USD124.839,7 juta atau turun 1,40 persen dibanding periode yang sama tahun sebelumnya. Penurunan tersebut dipicu oleh turunnya impor nonmigas sebesar 4,22 persen menjadi USD94.923,3 juta. Sebaliknya impor migas Januari-Agustus 2013 meningkat 8,75 persen menjadi USD29.916,4 juta. Dilihat dari nilainya, selama Januari-Agustus periode 2009-2013 di dominasi oleh impor nonmigas dengan rata-rata peranan sebesar 78,61 persen per tahun. Dengan demikian dapat disimpulkan bahwa perekonomian Indonesia selama ini masih bertumpu pada impor sektor nonmigas.



Dari keseluruhan nilai impor pada Januari-Agustus 2013, 74,02 persen berasal dari dua belas negara utama. Cina menempati posisi pertama, yaitu 15,72 persen dari total impor Indonesia, diikuti oleh Singapura (13,65 persen), Jepang (10,45 persen), Malaysia (7,21 persen), Korea Selatan (6,30 persen), Thailand (6,05 persen), Amerika Serikat (4,83 persen), Australia (2,53 persen), Jerman (2,44 persen), Taiwan (2,40 persen), Vietnam (1,39 persen), dan Hongkong (1,06 persen).

Impor terbesar pada Januari-Agustus 2013 berasal dari kelompok sembilan negara APEC Lainnya yakni mencapai 39,08 persen atau sebesar USD48.782,9 juta. Kelompok negara ASEAN berada di urutan berikutnya dengan peranan sebesar 29,05 persen (USD36.264,8 juta), kemudian diikuti kelompok negara Uni Eropa 7,47 persen (USD9.330,1 juta), kelompok negara NAFTA sebesar 6,32 persen (USD7.891,0 juta), sedangkan kelompok negara lainnya menyumbang 18,08 persen (USD22.570,9 juta).



Jika dilihat impor Indonesia dari kelompok ASEAN, selama Januari-Agustus 2013 peranan impor yang paling tinggi adalah dari *Singapura* dengan peranan sebesar 46,98 persen dari total impor ASEAN. *Malaysia* menempati urutan kedua sebesar 24,81 persen, diikuti oleh *Thailand* (20,83 persen), *Vietnam* (4,77 persen), *Philipina* (1,49 persen) dan *Brunei Darussalam* (0,91 persen), sementara peranan impor dari *Myanmar*, *Laos*, dan *Kamboja* masih di bawah satu persen.

Dari kelompok negara Uni Eropa, selama Januari-Agustus 2013 peranan impor yang paling tinggi adalah dari *Jerman* dengan peranan sebesar 32,60 persen dari total impor Uni Eropa. *Italia* menempati urutan kedua dengan peranan 12,05 persen, diikuti oleh *Perancis* (11,48 persen), *Inggris* (7,83 persen), dan *Belanda* (6,90 persen).

**TABEL 3. NILAI DAN PERANAN IM POR
DARI KELOM POK NEGARA ASEAN, NAFTA, DAN UNI EROPA
JANUARI-AGUSTUS 2012 DAN 2013**

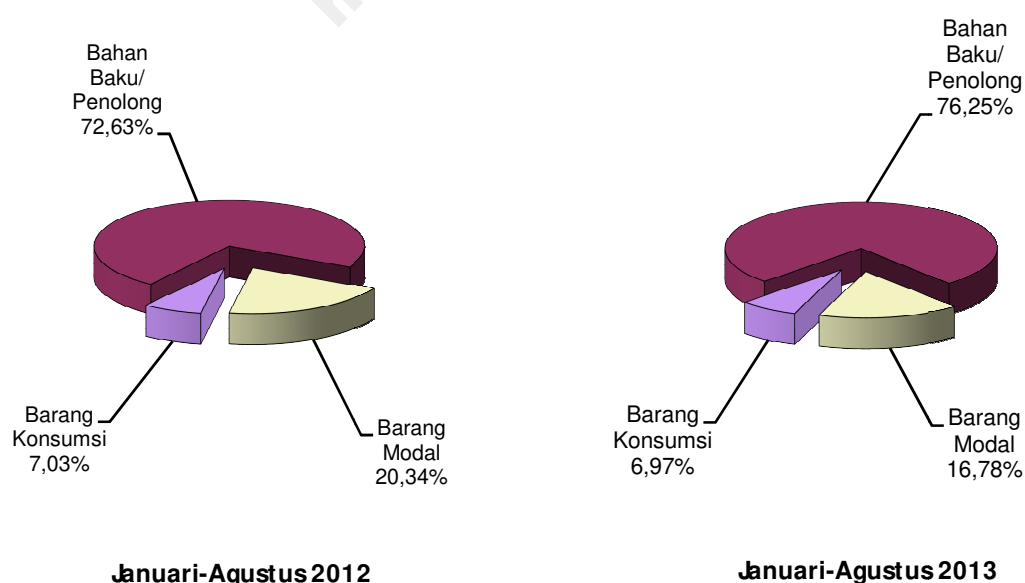
KELOM POK NEGARA	Januari-Agustus 2012		Januari-Agustus 2013		Perubahan Jan-Agt 2013 thd Jan-Agt 2012 (%)
	Nilai (Juta USD)	Peranan (%)	Nilai (Juta USD)	Peranan (%)	
APEC					
ASEAN	35 500,5	28,04	36 264,8	29,05	2,15
Thailand	7 737,8	6,11	7 553,7	6,05	-2,38
Singapura	17 816,4	14,07	17 037,9	13,65	-4,37
Philippina	526,2	0,42	539,6	0,43	2,55
Malaysia	7 343,0	5,80	8 998,0	7,21	22,54
Myanmar	51,8	0,04	59,1	0,05	14,09
Kamboja	5,8	0,00	10,5	0,01	81,03
Brunei Darussalam	349,2	0,28	330,1	0,27	-5,47
Laos	3,0	0,00	5,1	0,00	70,00
Vietnam	1 667,3	1,32	1 730,8	1,38	3,81
NAFTA	9 236,0	7,29	7 891,0	6,32	-14,56
Amerika Serikat	7 726,7	6,10	6 029,6	4,83	-21,96
Kanada	1 169,2	0,92	1 452,0	1,16	24,19
Meksiko	340,1	0,27	409,4	0,33	20,38
NEGARA APEC LAINNYA	50 838,8	40,15	48 782,9	39,08	-4,04
Jepang	15 519,6	12,26	13 050,8	10,45	-15,91
Hongkong	1 270,1	1,00	1 324,9	1,06	4,31
Korea Selatan	7 636,9	6,03	7 860,6	6,30	2,93
Taiwan	3 014,4	2,38	2 995,7	2,40	-0,62
Cina	19 406,7	15,33	19 627,6	15,72	1,14
Papua Nugini	25,1	0,02	69,2	0,06	175,70
Australia	3 328,7	2,63	3 158,8	2,53	-5,10
Selandia Baru	470,5	0,37	523,8	0,42	11,33
Chili	166,8	0,13	171,5	0,14	2,82
UNI EROPA	9 024,1	7,13	9 330,1	7,47	3,39
Jerman	2 554,0	2,02	3 041,3	2,44	19,08
Italia	958,3	0,76	1 124,6	0,90	17,35
Perancis	1 154,9	0,91	1 071,5	0,86	-7,22
Inggris	893,3	0,71	730,4	0,58	-18,24
Belanda	600,1	0,47	643,6	0,52	7,25
Swedia	973,6	0,77	638,9	0,51	-34,38
Belgia	430,9	0,34	421,0	0,34	-2,30
Spanyol	293,3	0,23	413,3	0,33	40,91
Finlandia	175,6	0,14	276,9	0,22	57,69
Austria	226,9	0,18	265,9	0,21	17,19
Denmark	106,5	0,08	138,0	0,11	29,58
Republik Cheska	56,0	0,05	119,5	0,10	113,39
Polandia	79,1	0,06	97,8	0,08	23,64
Hungaria	118,1	0,09	80,9	0,06	-31,50
Irlandia	79,5	0,06	74,2	0,06	-6,67
Uni Eropa Lainnya	324,0	0,26	192,3	0,15	-40,65
LAINNYA	22 018,1	17,39	22 570,9	18,08	2,51
TOTAL IM POR	126 617,5	100,00	124 839,7	100,00	-1,40

**TABEL 4. IM POR M ENURUT GOLONGAN PENGGUNAAN BARANG
JANUARI-AGUSTUS 2009-2013**

Bulan/ Tahun	Nilai (Juta USD)				Peranan (%)			
	Barang Konsumsi	Bahan Baku/ Penolong	Barang Modal	Total	Barang Konsumsi	Bahan Baku/ Penolong	Barang Modal	Total
Jan-Agt :								
2009	4 263,4	42 232,1	13 272,4	59 767,9	7,13	70,66	22,21	100,00
2010	6 495,8	63 821,2	17 417,9	87 734,9	7,40	72,74	19,85	100,00
2011	8 754,8	86 084,3	20 024,5	114 863,6	7,62	74,95	17,43	100,00
2012	8 906,6	91 955,7	25 755,2	126 617,5	7,03	72,63	20,34	100,00
2013	8 705,3	95 183,3	20 951,1	124 839,7	6,97	76,25	16,78	100,00

Rata-rata nilai impor Januari-Agustus periode 2009-2013 adalah sebesar USD102.764,7 juta dengan rata-rata nilai impor barang konsumsi dan peranannya USD7.425,2 juta (7,23 persen), impor bahan baku/penolong sebesar USD75.855,3 juta (73,45 persen) dan impor barang modal sebesar USD19.484,5 juta (19,32 persen). Jika dibandingkan Januari-Agustus 2012, maka nilai impor golongan barang konsumsi dan barang modal mengalami penurunan masing-masing sebesar 2,26 persen (US\$201,3 juta) dan 18,65 persen (US\$4.804,1 juta). Sebaliknya impor kelompok bahan baku/penolong meningkat sebesar 3,51 persen atau US\$3.227,6 juta.

**GRAFIK 4. PERSENTASE NILAI IM POR INDONESIA
M ENURUT GOLONGAN PENGGUNAAN BARANG
JANUARI-AGUSTUS 2012 DAN 2013**



Dilihat dari peranannya selama Januari-Agustus periode 2009-2013, rata-rata peranan tertinggi diberikan oleh impor *bahan baku/penolong* yaitu 73,45 persen, diikuti oleh rata-rata impor *barang modal* sebesar 19,32 persen dan rata-rata impor *barang konsumsi* sebesar 7,23 persen. Sementara itu, peran *barang konsumsi* yang tertinggi dicapai di tahun 2011 yaitu sebesar 7,62 persen. Golongan *bahan baku/penolong* memberikan peranan tertinggi di tahun 2013 sebesar 76,25 persen, sedangkan golongan *barang modal* peran tertingginya dicapai pada tahun 2009 sebesar 22,21 persen.

Jika dibandingkan dengan periode yang sama tahun sebelumnya, peranan nilai impor *barang konsumsi* dan *barang modal* terhadap keseluruhan nilai impor pada Januari-Agustus 2013 mengalami penurunan masing-masing dari 7,03 persen menjadi 6,97 persen dan dari 20,34 persen menjadi 16,78 persen. Sebaliknya impor *bahan baku/penolong* meningkat dari 72,63 persen menjadi 76,25 persen.

Menurut golongan barang SITC (*Standard International Trade Classification*) 1 digit, kelompok barang utama impor selama Januari-Agustus 2013 adalah kelompok *mesin dan alat angkutan* dengan nilai sebesar USD38.942,4 juta dan memberikan peran sebesar 31,19 persen dari total impor Indonesia. Dilihat dari nilainya, terlihat bahwa nilai impor kelompok ini turun 11,02 persen dibandingkan periode yang sama tahun sebelumnya. Demikian pula jika dilihat dari peranan impor kelompok barang ini mengalami penurunan dari 34,57 persen menjadi 31,19 persen.


**TABEL 5. IMPOR MENURUT SITC-1 DIJIT
JANUARI-AGUSTUS 2012 DAN 2013**

SITC	Januari-Agustus 2012		Januari-Agustus 2013		Perubahan Jan-Agt 2013 thd Jan-Agt 2012 (%)
	Nilai (Juta USD)	Peranan (%)	Nilai (Juta USD)	Peranan (%)	
0 Bahan Makanan dan Binatang Hidup	8 436,6	6,66	9 044,7	7,25	7,21
1 Minuman dan Tembakau	550,4	0,43	501,7	0,40	-8,85
2 Bahan Baku dan Hasil Tambang	5 985,0	4,73	6 209,9	4,97	3,76
3 Minyak dan Bahan Bakar Mineral	27 620,5	21,81	30 054,7	24,08	8,81
4 Minyak Nabati dan Hewani	122,2	0,10	154,6	0,12	26,51
5 Bahan Kimia dan produknya	15 936,0	12,59	15 891,5	12,73	-0,28
6 Barang-barang Buatan Pabrik	19 969,5	15,77	19 458,8	15,59	-2,56
7 Mesin dan Alat Angkutan	43 766,2	34,57	38 942,4	31,19	-11,02
8& Lainnya	4 231,1	3,34	4 581,4	3,67	8,28
TOTAL IMPOR	126 617,5	100,00	124 839,7	100,00	-1,40

Impor kelompok barang SITC 1 digit yang terbesar berikutnya adalah *minyak dan bahan bakar mineral* dengan nilai USD30.054,7 juta dengan peran sebesar 24,08 persen, diikuti oleh *barang-barang buatan pabrik* sebesar USD19.458,8 juta (15,59 persen). Selanjutnya yaitu *bahan kimia dan produknya* sebesar USD15.891,5 juta (12,73 persen), *bahan makanan dan binatang hidup* sebesar USD9.044,7 juta (7,25 persen), *bahan baku dan hasil tambang* sebesar USD6.209,9 juta (4,97 persen), *kelompok barang*

lainnya sebesar USD4.581,4 juta (3,67 persen), minuman dan tembakau sebesar USD501,7 juta (0,40 persen), dan minyak nabati dan hewani sebesar USD154,6 juta (0,12 persen).

Selama Januari-Agustus 2013, pelabuhan di DKI Jakarta membongkar barang impor terbesar dibanding dengan pelabuhan di provinsi lain, yaitu sebesar USD60.385,6 juta atau 48,37 persen dari total impor Indonesia. Provinsi dengan impor terbesar kedua adalah Jawa Timur yang mencapai USD16.069,2 juta (12,87 persen), diikuti Jawa Tengah USD10.394,8 juta (8,33 persen), Kepulauan Riau USD8.574,8 juta (6,87 persen), Banten USD8.535,2 juta (6,84 persen), Kalimantan Timur USD6.617,1 juta (5,30 persen), Sumatera Utara sebesar USD3.484,9 juta (2,79 persen), dan Lampung US\$2.253,8 juta (1,81 persen). Kemudian nilai impor yang masuk melalui provinsi Kalimantan Selatan dan Jawa Barat masing-masing sebesar US\$2.159,0 juta (1,73 persen) dan USD1.271,4 juta (1,02 persen). Sementara nilai impor ke provinsi lainnya masih berada di bawah USD1,5 miliar.



Dari sepuluh provinsi utama, empat provinsi diantaranya mengalami penurunan dibanding periode yang sama tahun sebelumnya. Keempat provinsi tersebut, yaitu DKI Jakarta yang turun sebesar US\$4.287,1 juta (6,63 persen), Kepulauan Riau sebesar US\$282,0 juta (3,18 persen), Kalimantan Selatan sebesar US\$69,3 juta (3,11 persen), dan Jawa Barat sebesar US\$33,1 juta (2,76 persen). Sementara itu, enam provinsi lainnya mengalami peningkatan nilai impor dimana peningkatan tertinggi dicapai oleh provinsi Kalimantan Timur sebesar 27,78 persen. Sedangkan peningkatan terendah dicatat oleh provinsi Jawa Timur yang naik 0,34 persen.

Dari enam provinsi utama yang mengalami peningkatan nilai impor, provinsi Kalimantan Timur yang mengalami peningkatan cukup banyak, yaitu sebesar US\$1.438,6 juta atau 27,78 persen. Provinsi berikutnya, yaitu Banten sebesar US\$1.058,3 juta (14,15 persen), Jawa Tengah sebesar US\$1.007,1 juta (10,73 persen), Lampung sebesar US\$62,6 juta (2,85 persen), Jawa Timur sebesar US\$53,9 juta (0,34 persen), dan Sumatera Utara sebesar US\$28,4 juta (0,82 persen).

**TABEL 6. NILAI DAN PERANAN IMPOR MENURUT PROVINSI^{*)}
JANUARI-AGUSTUS 2012 DAN 2013**

Provinsi	Januari-Agustus 2012		Januari-Agustus 2013		Perubahan Jan-Agt 2013 thd Jan-Agt 2012 (%)
	Nilai (Juta USD)	Peranan (%)	Nilai (Juta USD)	Peranan (%)	
Aceh	44,2	0,04	9,1	0,01	-79,41
Sumatera Utara	3 456,5	2,73	3 484,9	2,79	0,82
Sumatera Barat	875,9	0,69	703,0	0,56	-19,74
Riau	1 507,6	1,19	1 239,0	0,99	-17,82
Jambi	74,4	0,06	127,7	0,10	71,64
Sumatera Selatan	334,5	0,26	326,2	0,26	-2,48
Bengkulu	32,4	0,03	18,0	0,01	-44,44
Lampung	2 191,2	1,73	2 253,8	1,81	2,86
Bangka Belitung	60,6	0,05	35,5	0,03	-41,42
Kepulauan Riau	8 856,8	6,99	8 574,8	6,87	-3,18
DKI Jakarta	64 672,7	51,08	60 385,6	48,37	-6,63
Jawa Barat	1 307,5	1,03	1 271,4	1,02	-2,76
Jawa Tengah	9 387,7	7,41	10 394,8	8,33	10,73
DI Yogyakarta	0,7	0,00	0,7	0,00	0,00
Jawa Timur	16 015,3	12,65	16 069,2	12,87	0,34
Banten	7 476,9	5,91	8 535,2	6,84	14,15
Bali	106,6	0,08	161,1	0,13	51,13
Nusa Tenggara Barat	194,1	0,15	137,7	0,11	-29,06
Nusa Tenggara Timur	69,2	0,05	22,1	0,02	-68,06
Kalimantan Barat	320,5	0,25	335,2	0,27	4,59
Kalimantan Tengah	90,2	0,07	62,9	0,05	-30,27
Kalimantan Selatan	2 228,3	1,76	2 159,0	1,73	-3,11
Kalimantan Timur	5 178,5	4,09	6 617,1	5,30	27,78
Sulawesi Utara	90,7	0,07	76,4	0,06	-15,77
Sulawesi Tengah	0,0	0,00	9,2	0,01	---
Sulawesi Selatan	862,7	0,68	995,8	0,80	15,43
Sulawesi Tenggara	213,9	0,17	285,2	0,23	33,33
Gorontalo	19,0	0,02	13,5	0,01	-28,95
Sulawesi Barat	0,0	0,00	4,5	0,00	---
Maluku	238,3	0,19	235,6	0,19	-1,13
Maluku Utara	9,1	0,01	3,5	0,00	-61,54
Papua Barat	11,3	0,01	24,9	0,02	120,35
Papua	690,2	0,55	267,1	0,21	-61,30
TOTAL IMPOR	126 617,5	100,00	124 839,7	100,00	-1,40

Keterangan : *) = melalui pelabuhan bongkar yang terdapat di provinsi

I-1. IM POR M ENURUT GOLONGAN BARANG HS / IMPORT BY HS COMMODITY GROUPS
A. MENURUT 21 GOLONGAN BARANG (HS) / BY 21 HS COMMODITY GROUP
***** AGUSTUS/ AUGUST 2013 *****

H S	Uraian golongan barang Group description	Berat bersih / Net weight (Kg)		Nilai / Value C.I.F (U S \$)	
		Bulan ini Current month	Kumulatif Cum. Jan. to	Bulan ini Current month	Kumulatif Cum. Jan. to
I	Live animals; animal product	58 782 645	455 547 220	181 369 557	1 369 451 373
II	Vegetable products	1 035 499 919	9 375 528 955	494 231 264	4 664 852 655
III	Fats, oils, waxes of animal/ vegetable	13 860 576	97 457 832	15 863 123	152 098 991
IV	Foodstuffs,beverages,spirits and tobacco	545 574 696	6 201 782 528	420 678 172	4 749 816 669
V	Mineral products	5 029 912 454	41 791 196 389	3 824 043 339	31 114 705 222
VI	Prod. of chemical or allied industries	1 034 367 960	10 134 549 060	1 148 903 347	11 611 725 027
VII	Plastics, rubber and articles there of	274 039 799	2 832 844 297	641 529 988	6 573 268 623
VIII	Raw hides, skins, leather and articles	6 323 225	56 492 353	42 086 473	421 274 272
IX	Wood and its articles,plaiting materials	51 644 904	612 032 909	22 798 316	264 345 427
X	Pulp, paper and articles there of	247 141 430	3 197 991 592	194 131 155	2 103 520 309
XI	Textiles & textile articles	115 664 886	1 306 390 027	548 029 037	5 597 641 056
XII	Footwear, umbrellas, artificial flowers	4 332 874	50 147 495	28 278 671	319 910 909
XIII	Cement, plaster, glass, ceramic products	113 591 006	1 013 025 463	64 545 380	651 852 354
XIV	Pearls & precious/ semiprecious stones	200 596	3 085 345	5 151 449	63 202 349
XV	Base metals and articles there of	931 526 444	12 448 403 068	1 189 487 139	13 488 774 043
XVI	Machinery,electric,electronic equipments	275 960 988	2 558 297 652	3 020 416 925	30 171 793 142
XVII	Vehicles, aircraft, and vessels	119 021 617	1 174 864 743	793 752 640	7 851 784 554
XVIII	Optical,photographic,musical instruments	7 102 907	68 895 656	172 685 363	1 679 785 573
XIX	Arms and amunition; parts & accesories	95 420	492 727	15 751 100	88 557 088
XX	Miscellaneous manufactures articles.	23 349 531	249 437 573	90 816 180	905 375 700
XXI	Works of art,antiques special provisions	9 651 907	93 173 801	97 497 217	995 947 467
TOTAL IMPORT		9 897 645 784	93 721 636 685	13 012 045 835	124 839 682 803

I-1. IM POR M ENURUT GOLONGAN BARANG (HS) / IMPORT BY HS COMMODITY GROUPS
B. MENURUT GOLONGAN BARANG 2 DIJT HS/ BY COMMODITY 2 DIGITS HS
***** AGUSTUS/ AUGUST 2013 *****

H S	Uraian golongan barang Group description	Berat bersih / Net weight (Kg)		Nilai / Value C.I.F (U S \$)	
		Bulan ini Current month	Kumulatif Cum. Jan. to	Bulan ini Current month	Kumulatif Cum. Jan. to
01	Live animals	17 402 351	72 558 798	40 866 407	192 967 840
02	Meat and edible meat offal	2 439 982	27 003 706	10 845 512	130 679 368
03	Fish and crustaceans	10 214 020	99 303 208	16 018 262	144 424 266
04	Dairy products, bird's eggs, natural honey	27 888 238	248 271 552	105 740 157	836 022 562
05	Products of animal origin	838 054	8 409 956	7 899 219	65 357 337
06	Live trees and other plants	181 918	1 547 449	182 854	2 102 145
07	Edible vegetables and certain roots and tubers	74 084 846	598 532 217	64 664 361	469 219 241
08	Edible fruits and nuts	32 737 866	353 636 670	43 322 320	460 291 587
09	Coffee, tea, mate, and spices	4 480 641	61 259 022	6 163 937	93 578 789
10	Cereals	760 770 004	6 559 417 304	264 596 153	2 372 667 425
11	Products of the milling industry; malt, starches	39 184 237	371 459 691	20 126 742	197 959 251
12	Oil seeds and oleaginous fruits; grains,seed, and fruits	123 372 417	1 422 214 673	90 286 077	1 010 808 030
13	Lac; gums; resins and other vegetable saps and extracts	450 958	5 924 978	4 816 398	57 680 119
14	Vegetable plaiting materials; vegetable products	237 032	1 536 951	72 422	546 068
15	Animal or vegetable oils/fats and their cleavage products	13 860 576	97 457 832	15 863 123	152 098 991
16	Preparations of meat/ fish/ crustaceans/ mollucs or other aquatic	719 649	6 654 686	2 055 385	19 646 259
17	Sugar and sugar confectionery	238 113 692	2 496 878 196	124 346 117	1 358 449 495
18	Cocoa and cocoa preparations	3 936 282	41 916 753	10 758 037	137 139 465
19	Preparations of cereals, flour, starch or milk; pastrycooks'	6 074 818	62 154 722	21 423 475	207 769 112
20	Preparations of vegetables, fruits, nuts or other part of plants	4 606 140	63 810 881	6 860 529	89 042 286
21	Miscellaneous edible preparations	11 130 182	137 317 592	39 205 330	513 829 807
22	Beverages, spirit, and vinegar	4 357 751	91 328 939	3 887 164	69 203 765
23	Residues and waste from the food industries	267 331 305	3 219 681 992	164 619 440	1 920 253 160
24	Tobacco and manufactured tobacco substitutes	9 304 877	82 038 767	47 522 695	434 483 320
25	Salts; sulphur; earths and stone; plastering materials, lime and	675 788 677	7 625 123 011	60 123 101	725 924 181
26	Ores, slag, and ash	170 882 430	1 169 248 693	57 474 540	308 163 572
27	Mineral fuels, mineral oils and products of their distillation	4 183 241 347	32 996 824 685	3 706 445 698	30 080 617 469
28	Inorganic chemicals	282 070 419	2 687 432 144	127 291 762	1 308 960 193
29	Organic chemicals	326 810 735	2 850 360 481	508 663 493	4 737 274 055
30	Pharmaceutical products	1 911 048	19 914 483	47 553 381	432 940 699
31	Fertilizers	308 845 423	3 399 799 141	100 475 435	1 264 511 577
32	Tanning or dyeing extracts	26 740 401	282 190 314	90 695 947	926 466 562
33	Essential oils and resinoids; perfumery, cosmetic or toilet	4 835 259	76 861 070	67 637 192	737 418 686
34	Soap, organic surface-active agents, washing, and lubricating	11 761 511	139 125 044	32 290 321	367 424 891
35	Albuminoidal substances; modified starches; glues; enzymes	12 708 757	137 087 492	35 340 566	310 349 909
36	Explosives; pyrotechnic products; matches; certain combustible	1 398 179	20 823 649	9 291 143	80 469 049
37	Photographic and cinematographic goods	789 605	8 302 955	4 549 235	50 594 903
38	Miscellaneous chemical products	56 496 623	512 652 287	125 114 872	1 395 314 503

I-1. IMPOR MENURUT GOLONGAN BARANG (HS) / IMPORT BY HS COMMODITY GROUPS
B. MENURUT GOLONGAN BARANG 2 DIJIT HS / BY COMMODITY 2 DIGIT HS
***** AGUSTUS/ AUGUST 2013 *****

HS	Uraian golongan barang Group description	Berat bersih / Net weight (Kg)		Nilai / Value C.I.F (U S \$)	
		Bulan ini Current month	Kumulatif Cum. Jan. to	Bulan ini Current month	Kumulatif Cum. Jan. to
39	Plastics and articles thereof	237 090 681	2 433 655 145	501 470 481	5 078 774 996
40	Rubber and articles thereof	36 949 118	399 189 152	140 059 507	1 494 493 627
41	Raw hides, skins, and leather	4 241 486	33 644 884	29 708 000	262 526 587
42	Articles of leather; saddlery and harness; travel goods and similar	2 050 226	22 694 532	11 657 538	154 116 030
43	Furskins and artificial fur; manufactures thereof	31 513	152 937	720 935	4 631 655
44	Wood and articles of wood; wood charcoal	51 512 066	611 125 765	22 476 100	261 034 796
45	Cork and articles of cork	50 550	515 420	202 059	2 797 883
46	Manufactured of straw or other plaiting materials; basketware	82 288	391 724	120 157	512 748
47	Pulp of wood or of other fibrous cellulosic material; recovered	196 049 835	2 694 868 747	95 115 649	1 158 047 857
48	Paper and paperboard; articles of paper pulp or of	50 532 306	497 633 970	93 354 593	893 968 128
49	Printed books, newspapers, pictures, and other products of	559 289	5 488 875	5 660 913	51 504 324
50	Silk	24 336	210 665	258 755	1 330 131
51	Wool, fine or coarse animal hair; horse hair yarn, woven fabrics	398 992	3 640 802	10 623 387	77 355 178
52	Cotton	42 751 800	541 375 408	147 668 429	1 670 286 455
53	Other vegetable textile fibres; paper yarns and woven fabrics of	976 708	17 163 474	1 359 932	19 802 174
54	Man-made filaments	13 772 278	147 200 805	75 999 566	808 904 977
55	Man-made staple fibres	26 670 310	272 676 701	94 599 695	916 692 356
56	Wadding, felt, and non-wovens	5 613 685	59 546 834	24 721 359	241 830 744
57	Carpets and other textile floor coverings	831 383	11 322 109	2 307 268	26 233 503
58	Special woven fabrics; tufted textile fabrics; lace; tapestries;	1 346 944	14 504 273	18 500 331	185 755 485
59	Impregnated, coated, covered or laminated textile fabrics	6 808 438	76 245 836	40 007 962	417 181 921
60	Knitted or crocheted fabrics	10 540 640	100 614 684	94 087 115	866 779 276
61	Articles of apparel and clothing accessories, knitted or crocheted	2 408 244	25 606 075	14 737 990	140 473 822
62	Articles of apparel and clothing accessories, not knitted or	2 136 198	19 474 396	19 249 261	178 447 961
63	Other made up textile articles; sets; worn clothing and worn	1 384 930	16 807 965	3 907 987	46 567 073
64	Footwear, gaiters and the like; parts of such articles	3 135 800	40 596 502	25 444 748	287 444 836
65	Headgear and parts thereof	187 460	1 184 977	654 615	7 812 061
66	Umbrellas, walking sticks, seat-sticks, whips, riding crops and	792 808	6 169 785	1 062 030	8 804 063
67	Prepared feathers and articles; artificial flowers; articles of	216 806	2 196 231	1 117 278	15 849 949
68	Articles of stone, plaster, cement, asbestos, mica or similar	47 104 948	349 350 457	21 697 555	195 797 374
69	Ceramic products	41 214 509	370 420 656	18 735 755	187 023 484
70	Glass and glassware	25 271 549	293 254 350	24 112 070	269 031 496
71	Natural and cultured pearls, precious/semi precious stones, and	200 596	3 085 345	5 151 449	63 202 349
72	Iron and steel	699 317 647	10 080 452 973	508 773 817	6 827 885 948
73	Articles of iron and steel	140 762 333	1 425 475 558	341 666 903	3 299 116 498
74	Copper and articles thereof	12 203 715	131 588 145	81 779 573	888 295 576
75	Nickel and articles thereof	361 877	2 287 459	5 869 303	42 236 230
76	Aluminium and articles thereof	44 625 145	438 487 136	118 418 187	1 197 655 320
78	Lead and articles thereof	6 266 596	66 344 262	14 619 665	160 826 832
79	Zinc and articles thereof	7 755 400	100 287 452	15 858 526	211 704 093
80	Tin and articles thereof	101 848	1 329 707	1 690 792	15 576 659
81	Other base metal; cermets; and articles thereof	93 176	3 106 161	2 928 927	41 945 211
82	Tools, implements, cutlery, spoon and forks, of base metal and	4 612 414	52 192 313	38 181 611	341 044 948
83	Miscellaneous articles of base metal	15 426 293	146 851 902	59 699 835	462 486 728
84	Nuclear reactors, boilers, machinery and mechanical appliances;	197 027 077	1 883 224 120	1 891 898 177	17 721 202 739
85	Electrical machinery and equipments; sound	78 933 911	675 073 532	1 128 518 748	12 450 590 403
86	Railway and tramway locomotive, mechanical traffic, and all	1 976 288	23 246 636	36 907 638	420 429 253
87	Vehicles other than railway/ tramway, and parts and accessories	66 700 249	670 007 861	570 093 397	5 461 209 229
88	Aircraft and its components	259 980	1 861 945	84 620 781	1 163 347 206
89	Ships, boat, and floating structures	50 085 100	479 748 301	102 130 824	806 798 866
90	Optical, photographic, cinematographic, measuring, checking,	5 271 156	54 016 346	155 399 187	1 530 696 503
91	Clocks and watches and parts thereof	330 196	3 815 542	3 242 850	34 433 651
92	Musical instruments; parts and accessories of such articles	1 501 555	11 063 768	14 043 326	114 655 419
93	Arms and ammunition; parts and accessories thereof	95 420	492 727	15 751 100	88 557 088
94	Furnitures, bedding, mattress supports, cushions and stuffed	12 206 378	135 314 393	37 458 324	404 089 522
95	Toys, games and sports requisites; parts and accessories thereof	3 409 008	41 181 849	14 931 903	150 484 585
96	Miscellaneous manufactured articles	7 734 145	72 941 331	38 425 953	350 801 593
97	Works of arts, collectors' piece and antiques	62 967	595 709	110 452	1 511 948
98	Vehicles in ckd and their components	9 588 940	92 578 092	97 386 765	994 435 519
TOTAL IMPORT		9 897 645 784	93 721 636 685	13 012 045 835	124 839 682 803

I-1. IM POR MENURUT GOLONGAN BARANG (HS) / IMPORT BY HS COMMODITY GROUPS
C. MENURUT 40 GOLONGAN BARANG (HS) TERBESAR / BY BIG 40 COMMODITIES (HS)
***** AGUSTUS/ AUGUST 2013 *****

HS	Uraian golongan barang Group description	Berat bersih / Net weight (Kg)		Nilai / Value C.I.F (U S \$)	
		Bulan ini Current month	Kumulatif Cum. Jan. to date	Bulan ini Current month	Kumulatif Cum. Jan. to date
2710121600	Other Motor Spirit, Unleaded	1 369 973 816	9 759 282 735	1 390 470 797	9 826 757 008
2709001000	Crude Petroleum Oil	1 181 914 568	10 753 923 081	989 953 744	9 064 436 992
2710197100	Automotive Diesel Fuel	551 387 915	4 806 416 403	491 362 918	4 278 994 692
8517120000	Telephones For Cellular Networks Or For Other Wireless Networl	1 489 631	10 608 505	185 541 857	1 758 853 883
2710197200	Other Diesel Fuel	204 081 763	1 851 527 284	188 267 621	1 699 140 954
1001991910	Wheat Grains Without Husk,oth Than Seed, For Human Consump	348 947 295	3 371 573 859	123 968 607	1 259 517 473
2304009000	Oil-cake&other Solid Residues, From Extraction Of Soyabean Oil	165 213 906	2 198 196 578	89 340 629	1 205 489 709
1701140000	Oth Cane Sugar, Raw, Not Added Flavour/ Colour	223 047 000	2 137 723 331	110 980 149	1 123 823 458
2711130000	Liquid Butanes	146 517 819	1 200 344 417	123 799 432	1 058 793 881
2711120000	Liquid Propane	150 712 660	1 056 294 640	127 228 149	930 430 375
7207121000	Slabs Of Iron/non Alloy, Cont.< 0,25% Of Carbon, Other Than Squ	100 232 228	1 816 816 338	49 467 863	929 977 734
2710127000	Naphtha, Reformate And Oth Preparations Of A Kind Used For Bl	112 786 726	986 603 809	101 806 883	927 174 495
5201000000	Cotton, Not Carded/combed.	33 493 168	447 106 895	70 671 046	881 646 386
8517709900	Other Aerials Or Antennae	187 660	3 376 857	12 626 465	800 483 253
8542390000	Other Electronic Integrated Circuits	256 937	6 026 048	81 961 859	766 674 846
3104200000	Potassium Chloride	93 148 359	1 742 597 280	39 403 043	766 030 698
1201900000	Soya Beans, Oth Than Seed, Whether Or Not Broken	101 804 890	1 192 172 958	64 970 808	735 406 062
2902430000	P-xylene	84 272 288	469 895 806	122 852 381	717 066 644
8471302000	Laptops Incl Notebooks And Subnotebooks	575 886	8 160 532	47 812 903	681 454 049
8803300000	Other Parts Of Aeroplanes/ helicopters Heading 8801 Or 8802	56 058	813 471	43 493 429	624 344 133
7204490000	Other Ferrous Waste And Scrap :	129 912 166	1 464 053 568	49 448 731	604 525 671
3902109020	Polypropylene In Granule Form	32 186 843	400 571 972	48 436 450	594 559 708
2901210000	Ethylene	48 120 504	430 071 005	62 134 233	573 493 780
1005909000	Oth Maize (corn), Oth Than Seeds	182 442 477	1 796 512 508	53 448 721	537 305 733
2710198200	Aviation Turbine Fuel (jet Fuel) Having A Flash Point Of Less Than	83 815 261	482 316 386	89 804 970	505 057 332
8703221990	Oth Motor Car,no Sedan,1000-1500 Cc,not Ckd,intern Combust F	4 904 552	48 891 326	42 702 091	472 338 000
7403110000	Refined Copper For Cathodes And Sections Of Cathodes	5 997 662	58 799 331	42 847 037	450 319 006
9801202000	Vhcls Of Head 8704 With 5 Ton < Gross Weight <= 24 Ton, Incmp	3 492 618	37 730 789	37 927 921	429 310 537
8708997000	Other Chasis Frames Or Parts	4 495 602	40 632 977	49 152 286	422 441 093
7305110000	Lines Pipe, For Oil Or Gas Longitudinall Submerged Arc Welded C	5 385 701	275 283 371	7 010 825	401 643 311
8517625300	Oth Transmission Apparatus For Radio- Telephony/radio-telegrap	78 109	949 882	19 515 017	377 701 357
8429520000	Mach With A 360,revolving Super Struct, Mech Shovels,excavato	8 686 241	79 166 076	39 680 227	369 998 087
2713200000	Petroleum Bitumen	97 115 291	531 463 985	63 474 443	350 448 062
1001991990	Other Wheat, Oth Than Seed, For Human Consumption	153 285 680	896 490 650	55 026 546	345 475 034
7601100000	Unwrought Aluminium, Not Alloyed	15 235 092	154 864 399	31 547 710	340 367 653
8431499000	Oth Parts Suitable Use Of Machinery Of Heading 84.30	7 086 404	52 088 306	41 962 641	334 006 953
4702000000	Chemical Wood Pulp, Dissolving Grades.	32 855 156	355 498 291	30 410 679	333 417 853
0402104100	Milk&cream Of Fat_1,5%,in Solid Form, No Added Sugar/sweet, (9 508 750	85 925 853	41 124 351	323 052 153
2905310000	Ethylene Glycol (ethanediol)	29 486 096	273 208 660	31 636 277	317 701 232
7207110000	Semi-finished Iron/ non-alloy Cont. < 0,25% Carbon ,rectnglr,squa	21 633 088	556 361 182	11 546 659	317 363 329

I-2 IM POR M ENURUT GOLONGAN BARANG SITC / IM PORT BY SITC COM M ODITY GROUPS
***** AGUSTUS/ AUGUST 2013 *****

SITC	Uraian golongan barang <i>Group description</i>	Berat bersih / Net weight (Kg)		Nilai / Value C.I.F. (US\$)	
		<i>Bulan ini</i> <i>Current month</i>	<i>Kumulatif</i> <i>Cum. Jan. to</i>	<i>Bulan ini</i> <i>Current month</i>	<i>Kumulatif</i> <i>Cum. Jan. to</i>
A. By Commodity 1 digit SITC					
0	Bahan makanan dan binatang hidup	1 477 676 096	14 197 662 526	929 853 637	9 044 707 998
1	Minuman dan tembakau	13 544 803	172 484 363	51 168 272	501 714 726
2	Bahan mentah	1 164 854 807	13 665 214 358	566 025 605	6 209 843 538
3	Bahan bakar, bahan penyemir, dsb	4 173 506 157	32 957 511 018	3 702 146 138	30 054 711 562
4	Minyak/ lemak nabati dan hewan	14 855 239	119 734 073	16 329 150	154 565 397
5	Bahan kimia	1 245 729 568	12 224 288 128	1 566 791 381	15 891 513 231
6	Hasil industri menurut bahan	1 337 382 392	15 897 050 516	1 792 634 062	19 458 830 348
7	Mesin dan alat pengangkutan	405 300 465	3 831 271 355	3 908 851 081	38 942 412 887
8	Hasil industri lainnya	64 795 853	655 822 997	476 622 441	4 558 661 765
9	Barang dan transaksi khusus lainnya	404	597 351	1 624 068	22 721 351
TOTAL IM PORT		9 897 645 784	93 721 636 685	13 012 045 835	124 839 682 803
B. By Commodity 2 digit SITC					
00	Live animal for food	17 402 351	72 558 798	40 866 407	192 967 840
01	Meat and meat preparations	2 785 729	29 886 833	11 997 145	140 846 822
02	Dairy product and eggs	28 058 098	248 857 232	106 243 016	836 725 671
03	Fish, crustaceans, molluscs and their preparations	10 587 922	103 067 907	16 922 014	153 894 471
04	Cereals and cereal preparations	777 485 353	6 713 612 908	276 444 864	2 494 203 149
05	Fruits and vegetables	111 712 237	1 020 730 641	115 138 126	1 024 711 581
06	Sugar, sugar preparations, and honey	238 244 865	2 498 520 338	124 934 120	1 365 296 220
07	Coffee, tea, cocoa, and spices	9 396 419	115 514 729	23 512 634	303 412 898
08	Feeding stuff for animals	267 347 905	3 222 785 180	164 624 420	1 921 578 051
09	Miscellaneous food preparations	14 655 217	172 127 960	49 170 891	611 071 295
11	Beverages	4 239 926	90 445 596	3 645 577	67 231 406
12	Tobacco and tobacco manufactured	9 304 877	82 038 767	47 522 695	434 483 320
21	Hides, skins and furskins	732 705	2 392 815	1 889 726	6 250 513
22	Oil seeds, nuts, and kernels	123 032 385	1 415 216 665	88 927 868	994 754 258
23	Crude rubber	20 585 908	221 871 101	47 578 448	542 620 724
24	Wood, lumber, and cork	24 755 310	217 501 139	8 682 209	79 962 184
25	Pulp and waste paper	196 049 835	2 694 868 747	95 115 649	1 158 047 857
26	Textile fibres and their waste	55 736 371	668 176 586	135 262 728	1 478 042 159
27	Crude fertilizers and crude minerals	410 187 561	5 234 102 399	47 255 750	593 900 447
28	Metalliferous ores and metal scraps	331 993 668	3 194 146 381	127 246 800	1 219 832 740
29	Crude animals and vegetable materials, nes	1 781 064	16 938 525	14 066 427	136 432 656
32	Coal, coke, and briquettes	170 010 371	325 247 681	24 304 375	65 656 408
33	Petroleum and petroleum products	3 706 225 609	30 344 500 737	3 426 674 516	27 966 713 771
34	Gas; natural and manufactured	297 270 177	2 287 761 951	251 167 247	2 022 284 113
35	Electric current	0	649	0	57 270
41	Animal oils and fats	550 299	5 480 439	1 401 693	14 279 847
42	Fixed vegetable oils/fats	11 516 055	61 123 643	11 064 715	72 968 568
43	Animal vegetable oils/fats	2 788 885	53 129 991	3 862 742	67 316 982
51	Organic chemicals	327 550 874	2 853 400 392	492 083 045	4 554 690 925
52	Inorganic chemicals	259 008 065	2 381 884 832	119 132 753	1 196 021 146
53	Dyeing, tanning, and colouring materials	27 285 761	287 761 831	91 296 480	932 125 102
54	Medical and pharmaceutical products	3 264 234	32 248 155	65 353 174	643 835 257
55	Essential oils and perfumery materials	12 488 666	169 577 480	87 641 891	964 791 109
56	Manufactured fertilizers	306 244 153	3 363 440 792	99 096 539	1 245 119 190
57	Plastics in primary forms	193 806 485	2 006 052 499	350 106 878	3 674 468 371
58	Plastics in non-primary forms	25 670 717	265 341 506	75 323 262	739 867 163
59	Chemical materials and its products, nes	90 410 613	864 580 641	186 757 359	1 940 594 968
61	Leather, leather med, nes	3 539 525	31 648 595	28 142 779	263 510 083
62	Rubber manufactured, nes	16 171 855	175 169 449	91 165 040	937 549 657
63	Wood and cork manufactured	26 807 306	394 140 046	13 995 950	183 870 495
64	Paper, paperboard, and manufactured thereof	49 659 796	486 286 394	82 962 511	785 251 264
65	Textile yarns, fabrics, and their products	56 806 123	610 945 223	381 268 848	3 833 744 235
66	Non metallic minerals manufactured	394 235 448	3 498 923 860	84 495 852	841 300 316
67	Iron and steel	655 849 369	9 365 003 828	628 490 168	7 880 603 569
68	Non ferrous metals	63 196 538	664 320 963	212 159 526	2 276 531 874
69	Manufactured of metal, nes	71 116 432	670 612 158	269 953 388	2 456 468 855
71	Power generating machine and equipments	41 099 074	392 489 813	338 860 715	3 164 059 070
72	Machinery specialized for particular industry	66 123 384	602 835 031	597 238 522	5 111 442 891
73	Metalworking machinery	10 572 682	126 210 917	113 273 199	1 231 113 789
74	General industrial machinery and equipments	82 272 434	809 428 143	704 073 822	6 874 832 306
75	Office machinery and automatic data processing	6 810 735	76 475 359	256 930 876	2 703 398 828
76	Telecommunication and reproducers apparatus	9 595 829	88 311 105	349 973 063	4 585 235 627
77	Electrical machinery and apparatus	61 100 864	477 464 444	664 684 466	6 558 751 621
78	Road vehicles	75 841 162	757 298 856	662 153 954	6 339 875 183
79	Other transportation equipments	51 884 301	500 757 687	221 662 464	2 373 703 572
81	Sanitary, plumbing, and fittings	7 210 341	60 810 493	20 377 036	185 622 090
82	Furniture	6 233 610	88 031 304	19 532 743	244 774 953
83	Traveling goods	1 917 992	21 283 239	10 492 050	141 048 199
84	Clothing	8 710 280	76 526 625	50 800 268	459 687 344
85	Footwear	3 135 800	40 596 502	25 444 748	287 444 836
87	Professional, scientific, and contractor instruments	4 571 724	47 813 457	125 501 140	1 215 732 404

I-2 IM POR M ENURUT GOLONGAN BARANG SITC / IM PORT BY SITC COM M ODITY GROUPS
***** AGUSTUS/ AUGUST 2013 *****

SITC	Uraian golongan barang Group description	Berat bersih / Net weight (Kg)		Nilai / Value C.I.F. (US\$)	
		Bulan ini Current month	Kumulatif Cum. Jan. to	Bulan ini Current month	Kumulatif Cum. Jan. to
88	Photographic apparatus, equipments and optics	1 877 870	18 651 365	24 551 819	257 561 632
89	Miscellaneous manufactured articles	31 138 236	302 110 012	199 922 637	1 766 790 307
96	Coin; not being legal tender	0	590 243	0	2 445 325
97	Gold; non monetary	325	6 631	1 623 635	20 272 352
99	Gold coin and current coin	79	477	433	3 674
TOTAL IM PORT		9 897 645 784	93 721 636 685	13 012 045 835	124 839 682 803
C. By Commodity 3 digit SITC					
001	Live Animals Other Than Fish	17 402 351	72 558 798	40 866 407	192 967 840
011	Meat Of Bovine Animals Fresh, Chilled Or Frozen	2 235 084	23 193 830	9 890 426	112 136 917
012	Other Meat, Other Edible Meat Offal, Fresh, Chilled Or Frozen	199 629	3 722 170	911 588	17 858 849
016	Meat And Edible Meat Offal, Salted, Dried, Edible Flour Of Meat	5 280	87 717	43 549	683 653
017	Meat And Edible Meat Offal, Prepared Or Preserved	345 736	2 883 116	1 151 582	10 167 403
022	Milk,cream, And Milk Products Other Than Butter Or Cheese	25 060 410	219 443 512	91 011 013	704 996 408
023	Butter And Other Fats From Milk	1 552 837	13 492 058	8 064 901	59 983 628
024	Cheese And Curds	1 345 651	14 885 947	6 645 838	65 739 952
025	Eggs, Birds, And Egg Yolks; Fresh, Dried Or Otherwise Preserved	99 200	1 035 715	521 264	6 005 683
034	Fish, Fresh, Chilled Or Frozen	9 161 981	90 543 365	9 428 592	91 488 543
035	Fish, Dried Salted Or In Brine; Smoked Fish	3 530	85 431	68 040	616 707
036	Crustaceans, Molluscs, And Aquatic Invertebrates	1 048 498	8 674 401	6 521 579	52 318 965
037	Fish, Crustaceans, Molluscs, And Other Aquatic Invertebrates;	373 913	3 764 710	903 803	9 470 256
041	Wheat And Meslin, Unmilled	540 909 890	4 431 156 684	190 940 538	1 660 369 080
042	Rice	35 817 772	302 707 394	19 132 455	156 332 119
043	Barley, Unmilled	0	1 500	0	3 115
044	Maize, Unmilled	182 696 023	1 804 508 687	53 738 272	544 189 046
045	Cereals, Unmilled	1 346 319	21 043 039	784 888	11 774 065
046	Meal And Flour Of Wheat And Flour Of Meslin	11 472 728	105 261 437	4 380 403	46 000 877
047	Other Cereal Meals And Flours	33 075	197 121	29 883	167 017
048	Cereal Preparations And Preparations Of Flours/ starchs Of Fruit	5 209 546	48 737 046	7 438 425	75 367 830
054	Vegetables, Fresh, Chilled, Frozen Or Simply Preserved	73 151 476	590 998 191	62 282 776	449 009 995
056	Vegetables, Roots And Tubers, Prepared Or Preserved Nes	3 724 912	49 491 006	5 999 302	69 015 180
057	Fruit And Nut; Fresh Or Dried	32 697 270	352 961 530	43 232 450	458 464 713
058	Fruits, Preserved And Preparations	1 308 939	17 320 733	1 880 625	28 822 528
059	Fruit And Vegetable Juices	829 640	9 959 181	1 742 973	19 399 165
061	Sugar, Molasses, And Honey	237 578 346	2 491 540 018	122 719 261	1 340 338 704
062	Sugar Confectionery	666 519	6 980 320	2 214 859	24 957 516
071	Coffee And Coffee Substitutes	711 591	24 955 550	4 945 739	96 942 583
072	Cocoa	3 508 112	33 966 797	8 761 904	102 953 949
073	Chocolate And Other Food Preparations Containing Cocoa	428 170	7 949 956	1 996 133	34 185 516
074	Tea And Mate	1 643 426	16 000 619	3 941 548	30 123 827
075	Spices	3 105 120	32 641 807	3 867 310	39 207 023
081	Feeding Stuff For Animals	267 347 905	3 222 785 180	164 624 420	1 921 578 051
091	Margarine And Shortening	637 232	7 055 899	1 622 614	24 923 537
098	Edible Products And Preparations	14 017 985	165 072 061	47 548 277	586 147 758
111	Non-alcoholic Beverages, Nes	4 223 566	89 606 982	3 609 222	60 769 556
112	Alcoholic Beverages	16 360	838 614	36 355	6 461 850
121	Tobacco, Unmanufactured And Refused	8 289 253	73 031 235	39 920 508	371 088 532
122	Tobacco, Manufactured	1 015 624	9 007 532	7 602 187	63 394 788
211	Hides And Skins, Raw	729 764	2 389 405	1 827 376	5 854 536
212	Furskins, Raw	2 941	3 410	62 350	395 977
222	Oil Seeds Use For Extraction Ofsoft Fixed Vegetable Oils	122 936 190	1 410 410 427	88 604 711	987 693 689
223	Oil Seeds Use For Extraction Of Other Fixed Vegetable Oils	96 195	4 806 238	323 157	7 060 569
231	Natural Rubber Latex;natural Rubber And Smilar Natural Gums	2 132 851	15 651 732	3 955 404	33 780 784
232	Synthetic Rubber Latex, Synthetic/ reclaimed Rubber	18 453 057	206 219 369	43 623 044	508 839 940
244	Cork,natural,raw And Waste	658	56 569	4 135	136 633
245	Fuel Wood And Wood Charcoal	1 487 492	9 001 872	563 440	3 211 927
246	Wood In Chips Or Particles And Waste	121 745	379 631	79 399	338 482
247	Wood In The Rough Or Roughly Squared	14 599 271	120 974 454	1 431 209	14 208 099
248	Wood, simply Worked And Railway Sleeper Of Wood	8 546 144	87 088 613	6 604 026	62 067 043
251	Pulp And Waste Paper	196 049 835	2 694 868 747	95 115 649	1 158 047 857
261	Silk	0	192	0	5 422
263	Cotton	33 502 168	448 510 756	70 789 534	883 478 103
264	Jute And Other Textile Bast Fibres	244 210	2 049 667	341 877	2 604 958
265	Vegetable Textile Fibres,raw Or Processed;waste Of These Fibres	283 995	1 451 455	417 453	1 773 436
266	Synthetic Fibres Suitable For Spinning	12 892 448	131 982 429	32 284 946	300 138 218
267	Other Man-made Fibres Suitable For Spinning And Waste	8 528 047	78 786 912	30 204 527	272 653 614
268	Wool And Other Animal Hair	285 257	4 717 361	1 212 827	14 216 119
269	Old Clothing And Other Old Textile Articles; Rags	246	677 814	11 564	3 172 289
272	Fertilizers, Crude	44 878 621	723 356 500	6 960 120	133 194 340
273	Stone, Sand And Gravel	187 917 104	1 837 552 538	8 844 942	82 528 679
274	Sulphur And Unroasted Iron Pyrites	36 886 703	233 187 095	6 077 676	43 291 404
277	Natural Abrasives	3 846 171	11 791 487	1 531 670	4 960 980
278	Other Crude Minerals	136 658 962	2 428 214 779	23 841 342	329 925 044
281	Iron Ore And Concentrates	159 284 809	1 100 205 422	30 969 721	187 665 829
282	Waste And Scrap Metal Of Iron/ steel	133 318 444	1 681 332 477	50 687 754	693 741 923

I-2 IM POR M ENURUT GOLONGAN BARANG SITC / IM PORT BY SITC COM M ODITY GROUPS
***** AGUSTUS/ AUGUST 2013 *****

SITC	Uraian golongan barang <i>Group description</i>	Berat bersih / Net weight (Kg)		Nilai / Value C.I.F. (US\$)	
		<i>Bulan ini</i> <i>Current month</i>	<i>Kumulatif</i> <i>Cum. Jan. to</i>	<i>Bulan ini</i> <i>Current month</i>	<i>Kumulatif</i> <i>Cum. Jan. to</i>
283	Copper Ores And Concentrates	10 065 162	41 980 720	24 977 705	96 308 875
284	Nickel Ores And Concentrates	330	1 170	5 262	7 562
285	Aluminium Ores And Concentrates	23 141 759	306 143 222	8 196 620	113 200 698
287	Ores And Concentrates Of Basemetals	1 467 635	26 488 083	1 481 197	23 571 676
288	Non-ferrous Base Metal Waste And Scraps	4 715 462	37 993 672	10 921 602	105 315 038
289	Ores And Concentrates Of Precious Metals; Waste,scraps	67	1 615	6 939	21 139
291	Crude Animal Materials	632 719	4 562 069	7 676 357	61 300 726
292	Crude Vegetable Materials	1 148 345	12 376 456	6 390 070	75 131 930
321	Coals, Pulverized Or Not	164 010 340	251 396 938	22 237 243	41 447 638
322	Briquettes, Lignite And Peat	305 918	2 336 517	192 459	1 425 943
325	Coke And Semi Coke Of Coal/lignite/peat	5 694 113	71 514 226	1 874 673	22 782 827
333	Petroleum Oil, Crude	1 181 914 568	10 754 032 783	989 953 744	9 064 590 167
334	Petroleum Products, Refined	2 418 168 044	18 869 274 765	2 363 788 260	18 399 440 335
335	Residual Petroleum Products, And Related Materials	106 142 997	721 193 189	72 932 512	502 683 269
342	Liquefied Propane And Butane	297 230 479	2 256 639 057	251 027 581	1 989 224 256
343	Natural Gas, Liquefied Or Not	0	95	0	276
344	Petroleum Gases And Other Gas	39 599	31 122 482	137 961	33 054 609
345	Coal Gas, Water Gas And Similar Gas	99	317	1 705	4 972
351	Electric Currents	0	649	0	57 270
411	Animal Oils And Fats	550 299	5 480 439	1 401 693	14 279 847
421	Fixed Vegetable Fats And Oils Soft,crude,refined Or Fractioned	2 189 386	25 158 992	3 776 489	42 547 460
422	Fixed Vegetable Fats And Oils Solid,crude,refined Or Fractioned	9 326 669	35 964 651	7 288 226	30 421 108
431	Animal And Vegetable Oil; Fat Processed And Their Wax	2 788 885	53 129 991	3 862 742	67 316 982
511	Hydrocarbon And Their Halogenated, Nitrated Derivatives	191 269 510	1 480 919 159	260 520 699	2 055 585 532
512	Alcohols,phenols,phenol-alcohols And Their Halogenated	67 674 950	613 401 618	70 083 616	683 243 055
513	Carboxylic Acids,and Their Anhydrides,halides,peroxides	33 367 590	382 064 240	46 171 625	557 057 783
514	Nitrogen-function Compounds	16 053 237	157 546 982	43 323 564	427 353 316
515	Organo-inorganic And Heterocyclic Compounds	11 537 199	125 108 627	50 763 889	596 606 900
516	Other Organic Chemicals	7 648 388	94 359 766	21 219 652	234 844 339
522	Inorganic Chemical Elements, Oxides And Halogen Salts	137 134 001	1 136 928 987	74 170 365	721 113 775
523	Metallicsalts And Peroxysalts	119 115 027	1 221 842 455	41 892 742	444 778 462
524	Other Inorganic Chemicals;chemical Compound Of Precious	2 733 906	22 992 377	2 524 296	24 639 430
525	Radioactive And Associated Materials	25 131	121 013	545 350	5 489 479
531	Synthetic Organic; Colouring Matter	4 810 423	52 271 683	27 808 583	292 605 522
532	Dyeing/tanning Extracts And Synthetic Tanning Materials	390 799	4 935 163	1 170 303	13 203 178
533	Pigments, Paints, Varnishes, And Related Materials	22 084 539	230 554 985	62 317 594	626 316 402
541	Medicinal And Pharmaceutical Products	1 542 248	14 212 950	37 546 974	348 492 914
542	Medicaments, Including Veterinary Medicaments	1 721 986	18 035 205	27 806 200	295 342 343
551	Essential Oils, Perfumes, And Flavour Materials	2 519 140	24 289 698	42 332 779	364 281 562
553	Perfumery, Cosmetics, And Toilet Preparations	2 316 119	52 571 372	25 304 413	373 137 124
554	Soap,cleansing And Polishing Preparations	7 653 407	92 716 410	20 004 699	227 372 423
562	Fertilizers, Manufactured	306 244 153	3 363 440 792	99 096 539	1 245 119 190
571	Polymers Of Ethylene In Primary Forms	51 676 496	544 616 652	81 900 371	862 009 243
572	Polimers Of Styrene In Primary Forms	13 408 814	136 053 276	30 588 141	301 792 414
573	Polimers Of Vinyl Chloride In Primary Forms	7 940 649	67 792 229	11 521 900	94 216 842
574	Poliacetals And Polycarbons In Primary Forms	30 645 340	259 904 855	60 760 757	556 861 762
575	Other Plastics In Primary Forms	78 018 322	908 917 659	157 113 480	1 803 240 632
579	Waste And Scrap Of Plastics	12 116 864	88 767 828	8 222 229	56 347 478
581	Tubes, Pipes, And Hoses Of Plastics	2 425 326	21 237 031	10 016 305	101 046 239
582	Plates, Sheets, And Film Of Plastics	22 904 631	240 069 700	64 266 479	628 294 369
583	Monofilament And Rod Of Plastics	340 760	4 034 775	1 040 478	10 526 555
591	Disinfectants, Insecticides, And Fungicides Put In Forms	4 615 117	44 829 790	23 830 364	255 347 653
592	Starches, Inulin, And Wheat Glutenal Buminoidal Substances;	36 605 460	367 654 295	46 326 863	416 657 350
593	Explosive And Pyrotechnic Products	1 395 874	20 659 994	9 285 632	79 360 503
597	Additive For Mineral Oils	8 342 930	85 920 201	30 235 792	305 521 230
598	Miscellaneous Chemical Products	39 451 232	345 516 361	77 078 708	883 708 232
611	Leathers	3 511 722	31 255 479	27 880 624	256 672 051
612	Manufactures And Composition Leathers	12 756	334 113	204 425	3 830 617
613	Furskins, Tanned Or Dressed	15 047	59 003	57 730	3 007 415
621	Materials Of Rubber	3 259 929	34 962 930	22 033 137	207 157 844
625	Rubber Tyre,tyre Cases,tyre Treads,inner Tubes, And Tyre Flaps	9 305 055	103 739 050	35 040 468	416 709 482
629	Articles Of Rubbers	3 606 871	36 467 469	34 091 435	313 682 331
633	Cork Manufactures	49 892	458 851	197 924	2 661 250
634	Veneers,plywood,improved/reconstituted Wood Worked	25 542 211	382 223 849	12 305 877	163 071 435
635	Wood Manufactures	1 215 203	11 457 346	1 492 149	18 137 810
641	Papers And Paperboards	42 637 412	421 011 564	59 117 850	565 627 186
642	Paper And Paperboard Cut To Size/shape And Article Of Papers	7 022 384	65 274 830	23 844 661	219 624 078
651	Textile Yarns	13 111 050	154 430 993	45 606 861	498 706 158
652	Cotton Fabrics, Woven	7 228 418	70 311 760	68 955 963	703 457 698
653	Fabrics, Woven, Of Man-made Fibres	9 155 926	98 947 440	75 240 425	797 013 534
654	Textile Fabrics, Woven, Other Than Of Cotton Or Man-made	638 118	6 220 463	8 017 659	54 729 899
655	Knitted Or Crocheted Fabrics	10 540 640	100 614 684	94 087 115	866 779 276
656	Tulle,lace,embroidery,ribbons,trimmings And Other Small Wares	1 264 361	13 206 573	17 300 153	166 256 691
657	Special Yarns,textile Fabrics	12 377 503	135 747 845	64 658 944	662 758 798
658	Made-up Articles, Wholly/chiefly Of Textile Materials	1 385 752	16 154 131	3 908 931	43 702 072
659	Floor Coverings	1 104 355	15 311 334	3 492 797	40 340 109

I-2 IM POR M ENURUT GOLONGAN BARANG SITC/ IM PORT BY SITC COM M ODITY GROUPS
***** AGUSTUS/ AUGUST 2013 *****

SITC	Uraian golongan barang <i>Group description</i>	Berat bersih / Net weight (Kg)		Nilai / Value C.I.F. (US\$)	
		Bulan ini <i>Current month</i>	Kumulatif <i>Cum. Jan. to</i>	Bulan ini <i>Current month</i>	Kumulatif <i>Cum. Jan. to</i>
661	Lime,cement And Fabricated Construction Materials	303 454 388	2 614 747 509	21 594 649	210 425 429
662	Clay And Refractory Construction Materials	42 810 611	364 693 024	17 386 026	164 250 756
663	Mineral Manufactures	22 831 529	229 376 280	22 005 565	206 186 865
664	Glass	13 732 477	160 019 402	13 468 953	153 155 425
665	Glassware	10 609 252	123 764 905	9 576 522	102 169 454
666	Pottery	793 949	6 257 792	381 928	4 349 941
667	Pearl, Precious And Semi Precious Stones	3 242	64 948	82 209	762 446
671	Pig Iron,spiegeleisen,sponge Iron, And Ferro-alloys	5 940 254	452 499 142	8 235 429	213 784 079
672	Ingots And Other Iron/steel In Primary Forms	136 904 611	2 981 615 674	82 042 365	1 662 931 356
673	Flat Rolled Products, Not Clad	244 407 460	2 454 054 811	174 282 949	1 794 847 964
674	Flat Rolled Products, Clad Or Plated	54 024 563	674 662 917	58 969 538	696 208 441
675	Flat Rolled Products And Alloy Steels	34 899 093	439 961 994	45 877 175	570 201 238
676	Iron/steel Bars, Rods, Angels, Shaped And Sections	82 551 200	1 311 995 847	76 026 958	1 044 443 572
677	Rail/railway And Tractor Construction Of Iron/steel Materials	4 418 928	34 642 600	9 078 656	53 592 314
678	Wire Of Iron/steel	10 345 848	104 472 285	15 321 990	168 866 246
679	Tubes, Pipes, Hollow Profile, Pipe Fitting Of Iron/steel	82 357 412	911 098 558	158 655 108	1 675 728 359
681	Silver, Platinum, And Other Metal Of The Platinum Groups	47 224	336 753	985 264	12 593 485
682	Copper	11 069 667	116 984 702	72 984 960	783 627 863
683	Nickel	302 148	1 833 884	4 975 635	35 759 788
684	Aluminium	37 773 143	378 343 150	99 801 321	1 035 188 130
685	Lead	6 229 572	66 226 713	14 360 272	159 481 366
686	Zinc	7 633 529	97 089 425	15 536 915	203 532 221
687	Tin	87 282	1 153 530	1 621 734	14 921 888
689	Miscellaneous Non-ferrous Basemetals Employed In Metallurgy	53 973	2 352 806	1 893 425	31 427 133
691	Structures And Parts Of Iron/steel Or Aluminium	16 011 549	124 423 652	23 781 786	279 265 517
692	Metal Containers For Storage And Transportations	3 946 186	37 538 826	16 663 162	180 853 704
693	Wire Products And Fencing Grills	4 754 512	45 446 019	9 839 100	92 090 889
694	Nails, Screws, Nuts, Bolts, Rivets Of Iron/steel Or Copper	9 843 875	102 596 223	52 613 834	490 899 795
695	Tools For Used In The Hand Or In Machines	3 690 777	40 570 170	35 558 215	298 530 247
696	Cutlery	840 127	10 871 606	2 538 718	41 652 188
697	Household Equipment Of Base Metals	3 298 484	40 347 597	8 626 369	98 854 256
699	Manufactures Of Base Metals	28 730 922	268 818 065	120 332 204	974 322 259
711	Seam And Other Vapour Generating Boilers And Parts	11 188 348	93 171 588	58 261 664	410 924 258
712	Seam Or Other Generating Boilers And Parts	3 385 381	30 981 986	16 966 446	176 107 501
713	Internal Combustion Piston Engines And Parts	13 411 605	143 653 292	137 866 912	1 271 835 060
714	Engines And Motors, Non-electric And Parts	1 299 451	9 447 252	39 094 378	433 315 755
716	Rotating Electric Plants And Parts	10 845 705	107 236 635	72 029 030	771 033 326
718	Other Power Generating Machines And Parts	968 584	7 999 060	14 642 285	100 843 170
721	Agricultural Machinery And Parts	2 540 102	21 976 166	10 365 936	144 724 137
722	Tractors	504 597	5 162 854	3 486 516	35 428 369
723	Civil Engineering And Contractor Plants And Equipments/parts	31 170 907	253 062 514	198 273 044	1 590 981 084
724	Textile/leather Machinery And Parts	7 168 862	76 658 502	67 263 084	643 355 895
725	Papermill/pulpmill Machinery And Paper Cutting Machines	2 778 785	22 227 079	50 825 504	278 943 832
726	Printing/book Binding Machinery And Parts	2 878 522	25 350 720	69 206 476	512 971 882
727	Food Processing Machines And Parts	5 365 161	36 732 093	32 892 025	311 336 738
728	Other Machines And Equipment Specialized For Particular	14 016 448	161 665 103	164 925 937	1 593 700 954
731	Machine Tools By Removing Metal	2 700 600	31 615 400	41 285 538	425 608 971
733	Machine Tool For Working Metals	3 690 349	47 643 113	33 111 882	390 682 983
735	Parts Of Machine Tools	641 530	5 802 363	9 846 510	102 381 789
737	Metalworking Machinery And Parts	3 540 203	41 150 041	29 029 269	312 440 046
741	Heating And Cooling Equipments And Parts	17 973 360	195 443 791	133 771 606	1 461 305 585
742	Pumps For Liquid And Parts	5 937 100	64 662 201	74 887 395	676 914 132
743	Pumps, Compressors, Fans, Blowers, Centrifuges, And Parts	12 233 477	125 756 519	117 812 991	1 095 737 547
744	Mechanical Handling Equipments And Parts	19 681 021	179 856 962	101 636 031	1 034 577 985
745	Other Non-electical Machinery, Tools, And Mechanical Apparatus	4 160 033	34 214 744	49 811 034	520 430 858
746	Ball Or Roller Bearings	4 439 038	38 377 435	35 725 760	346 156 130
747	Taps, Cocks, And Valves For Pipes	5 280 863	57 004 701	64 236 246	622 317 062
748	Transmission Shafts And Cranks	8 891 341	82 603 322	72 470 259	660 663 616
749	Non-electric Parts And Accessories Of Machineries	3 676 201	31 508 468	53 722 500	456 729 391
751	Office Machines	1 787 988	10 732 788	17 435 576	115 769 988
752	Automatic Data Processing Machines And Their Units	3 026 387	44 638 373	167 261 821	1 876 970 237
759	Parts And Accessories For Machine Of Heading 751 Or 752	1 996 360	21 104 198	72 233 479	710 658 603
761	Television Receivers	676 017	6 619 041	17 771 256	170 957 061
762	Radio Broadcast Receivers	143 910	1 696 707	5 069 942	52 783 710
763	Sound Recorders Or Reproducers	232 370	3 450 325	7 740 003	97 182 711
764	Telecommunication Equipments And Parts	8 543 532	76 545 032	319 391 862	4 264 312 145
771	Electric Power Machinery And Parts	2 340 242	34 417 878	31 047 676	402 468 249
772	Electrical Apparatus For Making And Breaking Electrical Circuits	7 217 358	77 127 753	177 080 199	1 854 839 018
773	Equipment For Distributing Electricity	9 046 952	95 242 294	74 645 020	760 354 412
774	Electrical Apparatus For Medical Purposes And Radiological	92 623	989 375	6 962 958	72 093 162
775	Household Type, Electrical/non-electical Equipments	8 452 331	81 799 939	39 977 884	379 756 487
776	Thermionic, Cold Cathode, And Photo Cathode Valves/tubes	2 464 969	30 328 370	156 911 022	1 450 932 286
778	Electrical Machinery And Apparatus	31 486 389	157 558 835	178 059 707	1 638 308 007
781	Passenger Motor Cars	18 084 303	162 622 014	198 366 042	1 810 576 535
782	Motor Vehicle For The Transportation Of Goods	15 036 233	154 608 809	136 507 576	1 505 848 742
783	Road Motor Vehicles	809 303	17 496 831	5 754 733	134 565 569

I-2 IM POR M ENURUT GOLONGAN BARANG SITC / IM PORT BY SITC COM M ODITY GROUPS
***** AGUSTUS/ AUGUST 2013 *****

SITC	Uraian golongan barang <i>Group description</i>	Berat bersih / Net weight (Kg)		Nilai / Value C.I.F. (US\$)	
		<i>Bulan ini</i> Current month	<i>Kumulatif</i> Cum. Jan. to	<i>Bulan ini</i> Current month	<i>Kumulatif</i> Cum. Jan. to
784	Parts And Accessories Of The Motor Vehicles	25 123 186	233 931 615	258 982 461	2 239 480 068
785	Motorcycles, Scooters, And Other Cycles Motorized/non	14 245 660	159 958 877	54 630 493	577 215 806
786	Trailers And Other Vehicles, Not Motorized	2 542 477	28 680 710	7 912 649	72 188 463
791	Railway Vehicles And Associated Equipments	1 555 399	19 167 659	35 153 206	404 296 603
792	Aircraft And Associated Equipments And Parts	243 802	1 841 727	84 378 434	1 162 608 103
793	Ships, Boats, And Floating Structures	50 085 100	479 748 301	102 130 824	806 798 866
811	Prefabricated Buildings	4 416 528	29 239 850	9 008 095	58 435 678
812	Sanitary, Plumbing, Heating, And Lighting Fixtures/fittings	524 996	7 369 151	1 338 740	19 711 898
813	Lighting Fixtures And Fittings	2 268 817	24 201 492	10 030 201	107 474 514
821	Furnitures And Parts	6 233 610	88 031 304	19 532 743	244 774 953
831	Travel Goods	1 917 992	21 283 239	10 492 050	141 048 199
841	Men's Coats/jackets, Not Knitted	288 866	4 906 347	4 707 452	49 213 470
842	Women's Coats/jacket, Not Knitted	716 249	6 851 500	8 471 839	71 243 082
843	Men's Coats/jackets, Knitted	232 585	3 612 850	1 624 164	21 828 416
844	Women's Coats/jackets, Knitted	1 632 131	15 981 541	5 755 430	54 822 528
845	Articles Of Apparel	1 347 209	10 141 061	9 665 590	83 141 116
846	Clothing Accessories Of Textiles Fabrics	327 885	3 617 318	3 765 260	38 735 013
848	Articles Of Apparel And Clothing Accessories Of Other Than	4 165 355	31 416 008	16 810 533	140 703 719
851	Footwears	3 135 800	40 596 502	25 444 748	287 444 836
871	Optical Instrument And Apparatus	36 278	562 743	2 089 557	35 198 269
872	Medical Instruments And Appliances	1 147 961	11 758 705	19 732 495	203 240 947
873	Meters And Counters	632 417	7 502 737	14 272 337	158 766 850
874	Measuring, Checking, Analysing, And Controlling Instrument And	2 755 068	27 989 272	89 406 751	818 526 338
881	Photographic Apparatus And Equipments	282 773	2 224 402	1 870 988	29 601 953
882	Photographic And Chinematographic Supplies	789 464	8 301 316	4 534 884	50 468 752
883	Cinematograph Film, Exposed And Developed	141	1 639	14 351	126 151
884	Optical Goods	475 296	4 308 466	14 888 746	142 931 125
885	Watches And Clocks	330 196	3 815 542	3 242 850	34 433 651
891	Arms And Ammunitions	143 201	1 099 370	17 006 834	159 136 031
892	Printed Matter	1 173 378	12 960 120	15 071 085	148 032 712
893	Article Of Plastics	17 060 792	158 418 020	78 802 921	673 448 074
894	Baby Carriages, Toys, Games, And Sporting Goods	3 494 823	42 880 223	15 334 360	156 326 219
895	Office And Stationery Supplies	2 364 283	20 626 645	17 970 617	83 231 441
896	Works Of Art, Collectors Pieces And Antiques	62 967	595 709	110 452	1 511 948
897	Jewellery, Goldsmith, Silversmith Wares, And Other Articles	149 663	2 084 021	2 406 860	26 880 250
898	Musical Instrument And Parts/ accessories	1 621 788	12 727 495	19 047 131	174 942 449
899	Other Miscellaneous Manufactured Articles	5 067 341	50 718 409	34 172 377	343 281 183
961	Coin Not Being Legal Tender	0	590 243	0	2 445 325
971	Gold, Non-monetary	325	6 631	1 623 635	20 272 352
999	Gold Coin And Current Coin	79	477	433	3 674
TOTAL IM PORT		9 897 645 784	93 721 636 685	13 012 045 835	124 839 682 803

I.3. IM POR MENURUT KOM ODITI / IM PORT BY HS COM M ODITY
***** AGUSTUS/ AUGUST 2013 *****

HS	Uraian Komoditi Commodity Description	Berat Bersih / Net Weight (Kg)		Nilai / Value C.I.F (US\$)	
		Bulan ini Current Month	Net Weight (Kg) Kumulatif Cum.Jan. to date	Bulan ini Current Month	Value C.I.F (US\$) Kumulatif Cum.Jan. to date
0102210000	Live cattle, pure-bred breeding animals	0	30 000	0	123 839
0102291010	Live male oxen, other than pure-bredbreeding animals	17 401 730	72 077 519	40 859 559	189 520 519
0102901000	Other live bovine animal, pure-bredbreeding animals	0	432 740	0	2 906 518
0104201000	Live goats, pure-bred breeding animals	0	2 500	0	54 979
0105119000	Live fowls spec Gallus domesticus,weight <=185g,oth than breedin	0	22	0	903
0106140000	Live rabbits and hares, mammals	0	6	0	383
0106190000	Other live mammals	0	125	0	5 334
0106200000	Live reptiles(including snakes and turtles)	0	1 363	0	33 485
0106320000	Live psittaciformes (including parrots,parakeets,macaws and cocka	0	188	0	11 152
0106330000	Live ostriches; emus(Dromalus novaehollandiae)	0	34	0	975
0106390000	Other live birds	621	14 062	6 848	298 329
0106900000	Other live animals	0	239	0	11 424
0201200000	Other cuts with bone in of bovineanimals, fresh or chilled	26 628	297 034	142 185	1 863 476
0201300000	Boneless of bovine animals, fresh orchilled	72 895	1 136 497	521 058	9 472 394
0202200000	Other cuts with bone in of bovineanimals, frozen	7 315	156 635	19 819	844 505
0202300000	Boneless of bovine animals, frozen	2 128 246	21 603 664	9 207 364	99 956 542
0203190000	Other meat of swine, fresh or chilled	0	80 091	0	414 137
0203290000	Other meat of swine, frozen	0	58 793	0	277 310
0204220000	Other cuts of sheep, with bone in, freshor chilled	0	48 208	0	323 193
0204230000	Boneless meat of sheep, fresh or chilled	0	15 994	0	117 584
0204300000	Carcasses and half-carcasses of lamb,frozen	0	29 246	0	247 405
0204410000	Carcasses and half-carcasses of sheep,frozen	0	61 494	0	342 059
0204420000	Other cuts of sheep with bone in, frozen	8 008	421 622	69 300	2 864 134
0204430000	Boneless meat of sheep, frozen	5 348	329 666	46 284	2 403 042
0204500000	Meat of goats, fresh, chilled or frozen	5 000	13 000	8 144	21 541
0205000000	Meat of horses, asses, mules or hinnies,fresh, chilled or frozen	5 400	13 400	8 796	22 193
0206100000	Edible offal of bovine animals, fresh orchilled	19 988	50 652	24 828	205 537
0206210000	Tongue of bovine animals, frozen	37 733	230 803	206 196	1 153 225
0206220000	Livers of bovine animals, frozen	0	3 423	0	7 402
0206290000	Other edible offal of bovine animals,frozen	118 141	1 729 568	547 989	7 640 044
0207120000	Meat & edible offal of fowls spec Gallusdomesticus, not cut in piec	0	10 825	0	30 259
0207250000	Meat and edible offal of turkeys, notcut in pieces, frozen	0	88 098	0	250 696
0207420000	Meat and edible offal of ducks, not cutin pieces, frozen	0	533 291	0	1 342 609
0207430000	Fatty livers of ducks, fresh or chilled	0	1 488	0	80 738
0207450000	Other meat and edible offal of ducks,frozen	0	2 497	0	115 690
0210200000	Meat of bovine animals, salted, in brine,dried or smoked	0	9 589	0	47 913
0210991000	Freeze dried chicken dice, salt ,in brine,dry/smoke,edible flour and	5 280	5 280	43 549	43 549
0210999000	Oth meat & edible, incl. frouns & mealssalted, in brine, dried or sm	0	72 848	0	592 191
0301119100	Koi carp (Cyprinus carpio)	0	697	0	9 553
0301199000	Live marine ornamental fish,other than fry	0	208	0	2 837
0301992100	Other live fry fish, for breeding	0	20	0	26 587
0302110000	Trout, fresh or chilled, excludingfillets, livers and roes	0	687	0	5 813
0302140010	Atlantic salmon, excluding fillets,livers and roes, fresh or chilled	3 633	9 426	35 238	86 212
0302290000	Oth flat fish, excl.fillet,liver & roesfresh or chilled	0	561	0	2 070
0302430000	Sardines, excl. fillets, livers & roes,fresh or chilled	0	38 128	0	104 031
0302440000	Mackerel, excl. fillets livers & roes,fresh or chilled	0	976	0	1 587
0302540000	Hake excl.fillets, livers and roes,fresh or chilled	0	18 360	0	42 119
0302550000	Alaska Pollack excl.fillets, livers androes, fresh or chilled	0	60	0	531
0302590000	Other marine fish excl.fillets, liversand roes, fresh or chilled	0	18 360	0	41 345
0303120000	Oth pacific salmon, excl.fillet, liverand roes, frozen	107 047	767 351	411 368	2 973 255
0303130010	Atlantic salmon, excl.fillets, liversand roes, frozen	37 285	293 601	280 722	1 716 826
0303140000	Trout, excl.fillets, livers and roes,frozen	0	21 000	0	111 300
0303190000	Other salmonidae, excl.fillets, liversand roes, frozen	11 399	66 399	9 810	56 560
0303260000	Eels, excl.fillets, livers & roes,frozen	0	4 000	0	4 000
0303290000	Nile perch and snakeheads, excl.fillets,livers and roes, frozen	0	53 993	0	135 892
0303310000	Halibut, excl.fillets, livers and roes,frozen	0	31 586	0	63 172
0303410000	Albacore/longfinned tunas,excl.fillet,livers and roes, frozen	0	385 170	0	1 069 109
0303420000	Yellowfin tunas, excl.fillet, liver & roes, frozen	0	392 359	0	1 571 551
0303430000	Skipjack or stripe-bellied bonito, excl.fillets, livers and roes, frozen	250 000	1 381 240	461 557	3 034 860
0303490000	Oth tunas, excl.fillets,livers & roes,frozen	0	119 035	0	719 685
0303510000	Herring clupea harengus,clupea pallasii),excl.fillets,livers and roes;	0	7	0	202
0303530000	Sardines, sardinella, brisling or spartsexcl.fillets, livers and roes, frc	1 626 540	32 865 507	987 656	20 929 401
0303540010	Mackerel, excl.fillets, livers and roes,frozen	267 810	5 873 695	246 787	5 388 518
0303540020	Pacific mackerel, excl.fillets, liversand roes, frozen	6 215 604	43 351 777	5 336 219	37 232 058
0303550000	Jack and horse mackerel, excl.fillets,livers and roes, frozen	0	357 600	0	172 508
0303570000	Swordfish (xiphias gladius),excl.fillets,livers and roes,frozen	96 350	1 780 266	472 115	8 476 613
0303630000	Cod (gadus morhua, ogac, macrocephalu) ,excl.fillets,livers and roe	2 801	64 785	43 692	978 814
0303640000	Haddock, excl.fillets, livers and roes,frozen	0	18 360	0	41 345
0303670000	Alaska Pollack, excl.fillets, livers androes, frozen	0	9 589	0	15 282
0303690000	Other marine fish, excl.fillets, liversand roes, frozen	0	5 738	0	11 685
0303810000	Dogfish and other sharks, excl.fillets,livers and roes, frozen	13 475	111 391	111 586	454 754

I.3. IMPOR M ENURUT KOM ODITI / IM PORT BY HS COM M ODITY
***** AGUSTUS/ AUGUST 2013 *****

HS	Uraian Komoditi Commodity Description	Berat Bersih / Net Weight (Kg)		Nilai / Value C.I.F (US\$)	
		Bulan ini Current Month	Kumulatif Cum.Jan. to date	Bulan ini Current Month	Kumulatif Cum.Jan. to date
0303840000	Seabass, excl.fillet, livers and roes,frozen	0	17 650	0	256 961
0303891400	Savalai hairtails, excl.fillet, livers and roes, frozen	0	2 062	0	5 955
0303891800	Mangrove red snappers, excl.fillet, livers and roes, frozen	0	25 390	0	181 569
0303891930	Mackarel excl.fillet, livers and roes,frozen	0	19 173	0	81 047
0303891990	Other marine fish, excl.fillet, livers and roes, frozen	112 130	413 795	320 154	1 390 157
0303892900	Other fish, not marine fish,excl.fillet, livers and roes, frozen	156 340	371 883	187 058	517 645
0303902000	Roes of fish, frozen	0	7 356	0	36 981
0304320090	Other catfish fillets (whether or notminced), fresh or chilled	0	31 013	0	132 077
0304390000	Carp, eels and snakeheads fillets(whether/ not minced), fresh or ch	12 918	12 918	182 099	182 099
0304490000	Fillet of other fish, fresh or chilled	0	106 683	0	467 917
0304520000	Salmonidae meat (whether or notminced), fresh or chilled	0	1 303	0	38 351
0304750000	Alaska Pollack fillets, frozen	0	10 000	0	20 500
0304790000	Other fish fillets of familybregmacerotidae, etc., frozen	0	5 440	0	21 572
0304810010	Frozen fillets of red salmon	300	700	9 178	21 478
0304830000	Frozen fillets of flat fish	20 000	118 450	25 000	147 973
0304870000	Frozen fillets of tunas, skipjack orstripe-bellied bonito	0	72 713	0	337 193
0304890000	Frozen fillets of other fish	18 409	49 733	107 246	354 966
0304940000	Alaska Pollack meat (whether or notminced), frozen	0	60	0	676
0304990010	Meat of tuna loin and skipjack,(whether or not minced), frozen	0	680	0	9 066
0304990090	Meat of other fish,(whether or not minced), frozen	209 940	1 234 431	201 107	1 804 285
0305100000	Flours, meals, and pellets of fish, fitfor human consumption	120	9 162	3 650	121 208
0305209000	Livers& roes of fish, oth than freshwaterfish, dried, smoked, salted,	1 410	2 019	5 640	17 518
0305440010	Eels, smoked, incl.fillet, other thanedible fish offal	0	8 000	0	64 250
0305490000	Other fish, smoked, incl.fillet, otherthan edible fish offal	0	34 200	0	176 403
0305620000	Cod, salted but not dried/smoked & inbrine, other than edible fish	0	1 300	0	55 356
0305699000	Fish,not marine fish,salted,notdry/ smokd& in brine,not edible fish	0	7 839	0	9 000
0305710000	Shark fins, fit for human consumption	2 000	22 911	58 750	172 972
0306110000	Rock lobsters and other sea crawfish,frozen, fit for human consum	22 367	22 971	174 801	176 009
0306120000	Lobsters, frozen, fit for humanconsumption	407	19 868	9 626	95 938
0306141000	Soft shell crabs, frozen, fit for humanconsumption	0	55 268	0	890 019
0306149000	Other crabs, frozen, fit for humanconsumption	486 854	3 942 248	4 604 330	36 711 611
0306160000	Cold water shrimps and prawns, frozen,fit for human consumptio	240 380	1 058 234	837 824	3 609 423
0306171010	Giant tiger prawns with head, frozen,fit for human consumption	0	19 339	0	58 108
0306171020	Giant tiger prawns headless, frozen, fitfor human consumption	0	472 372	0	2 609 880
0306171090	Other giant tiger prawns, frozen, fitfor human consumption	34 972	91 121	327 030	502 217
0306172090	Other whiteleg shrimps, frozen,fit for human consumption	0	51 798	0	526 948
0306173000	Giant river prawns, frozen,fit for human consumption	0	7 847	0	102 676
0306179000	Other shrimps and prawns, frozen,fit for human consumption	0	177 765	0	1 330 113
0306219100	Oth rock lobsters & other sea crawfishin airtight containers, not fr	1	1	2	2
0306242000	Crabs, fresh or chilled	0	1 818	0	26 460
0306249990	Crabs, dried, not boiled, not inairtight container, not frozen	51	14 608	800	340 819
0306269900	Other cold-water shrimps and prawns,other than airtight containe	0	500	0	13 938
0306272200	Whiteleg shrimps,other than breeder,live	1 400	25 930	34 462	459 611
0306272900	Other shrimps and prawns, other thanbreeder, live	0	87	0	1 190
0306291000	Other crustaceans, live	0	866	0	15 456
0306293000	Crustaceans, flours, meal and pellets	0	16	0	22
0306299100	Crustaceans, flours, meal and pelletsin airtight containers	500	3 052	8 810	36 903
0306299900	Crustaceans, flours, meal and pellets,in other than airtight contain	1 300	3 578	25 819	83 248
0307112000	Oysters, fresh or chilled	0	22 200	0	77 670
0307191000	Oysters, frozen	0	12 044	0	95 225
0307291000	Scallops, frozen	57 183	654 892	208 609	1 667 131
0307391000	Mussels, frozen	0	14 457	0	35 034
0307491000	Cuttle fish and squid, frozen	131 265	1 622 145	162 341	2 067 513
0307591000	Octopus, frozen	23 818	146 634	35 700	366 634
0307603000	Snails, other than sea snails, dried,salted or in brine; smoked	11	11	51	51
0307791000	Clams, cockles and ark shells; frozen	48 000	192 213	91 425	367 144
0307999000	Oth molluscs, for human consumption;oth than frozen & dried	0	19 800	0	23 958
0308303000	Jellyfish (Rhopilema spp.), frozen	0	1 675	0	4 501
0308901000	Oth aquatic invertebrates oth thancrustaceans and molluscs, live	0	154	0	2 099
0308909000	Flours, meals, pellets oth thancrustaceans& molluscs	0	18 900	0	21 465
0401101000	Milk& cream of a fat <=1%, not added sugar/ sweet,not concentrate	0	41 344	0	56 053
0401109000	Milk& cream of a fat <=1%, not added sugar/ sweet, not in liquid for	134	6 298	605	59 002
0401201000	Milk& cream of 1%?a fat_6%, not added sugar/ sweet,not concentr	0	106 330	0	145 007
0401209000	Milk& cream of 1%?a fat_6%, not added sugar/ oth sweet, not in lic	0	19 815	0	26 703
0401401000	Milk& cream of 6%?a fat_10%, not added sugar/ sweet,not concent	20 160	100 530	20 362	101 214
0401409000	Milk& cream of 6%?a fat_10%, not added sugar/ sweet, in other for	118 441	1 220 916	314 160	3 330 607
0401501000	Milk and cream of a fat >10%, not added sugar/ sweet,not concentr	39 240	591 085	89 271	1 366 609
0401509000	Milk and cream of a fat >10%, not added sugar/ sweet, not in liquid	126 793	924 612	448 095	3 140 524
0402104100	Milk& cream of fat_1,5%,in solid form, noadded sugar/ sweet, cont	9 508 750	85 925 853	41 124 351	323 052 153
0402104900	Milk& cream of fat_1,5%,in solid form, noadded sugar/ sweet, cont	125 000	1 188 250	561 750	4 460 873
0402109100	Milk& cream of fat_1,5%,in solid form,added sugar/ sweet, contain	2 893 050	14 313 350	10 509 266	48 129 721

I.3. IM POR MENURUT KOM ODITI / IM PORT BY HS COM M ODITY
***** AGUSTUS/ AUGUST 2013 *****

HS	Uraian Komoditi Commodity Description	Berat Bersih / Net Weight (Kg)		Nilai / Value C.I.F (US\$)	
		Bulan ini Current Month	Kumulatif Cum.Jan. to date	Bulan ini Current Month	Kumulatif Cum.Jan. to date
0402109900	Milk&cream of fat >1,5%,in solid form,added sugar/sweet, contain	227 155	1 771 645	989 039	6 948 822
0402212000	Milk&cream fat >1,5%,in solid form, notadded sugar/sweet, conta	2 227 400	23 117 911	11 661 867	92 137 570
0402219000	Milk&cream fat >1,5%,in solid form, notadded sugar/sweet, conta	512 960	4 326 169	2 243 263	20 499 490
0402292000	Milk&cream fat >1,5%,in solid form,added sugar/sweet, contain v	0	48 115	0	169 774
0402299000	Milk&cream fat >1,5%,in solid form,added sugar/sweet, contain v	373 631	3 326 945	2 853 133	23 632 214
0402910000	Other milk&cream, not containing added sugar/other sweetening	25 000	25 000	109 375	109 375
0402990000	Other milk&cream, containing added sugar/other sweetening	236 196	2 627 138	177 611	3 103 303
0403102000	Yoghurt in liquid form,whether/ not condensed,contain flavour/not	0	18 140	0	76 974
0403109000	Yoghurt in not liquid form, contain fruits,nuts, cocoa, flavour/not	0	24 976	0	39 116
0403901000	Buttermilk, concentrated/add sugar/sweet containing fruits,nuts, c	643 475	4 818 325	2 274 780	14 908 624
0403909000	Curdled milk&cream,kephir&oth fermented/ acidified milk&cream	0	126 896	0	369 374
0404100000	Whey&modified whey, whether/ not concentrated/added sugar/ sw	7 183 750	70 339 113	14 591 244	143 707 400
0404900000	Products consist natural milk;whether/ not added sugar/sweet, n.e	508 364	2 428 281	2 055 731	8 890 286
0405100000	Butter	898 745	7 525 841	4 674 932	34 546 412
0405901000	Anhydrous butterfat	614 892	5 633 107	3 093 550	24 063 654
0405902000	Butter oil	39 200	78 400	296 419	530 421
0405909000	Other fats and oils derived from milk	0	254 710	0	843 141
0406101000	Fresh (unripened or uncured) cheese,including whey cheese	904 094	6 554 879	4 209 860	27 043 935
0406102000	Curd	0	96	0	246
0406201000	Grated/powdered cheese,of all kinds,in packages of a gross weight	26 200	170 440	268 977	1 822 505
0406209000	Grated/powdered cheese,of all kinds,in packages of a gross weight	72 891	235 044	468 740	1 526 315
0406300000	Processed cheese,not grated or powdered	104 039	3 102 511	448 346	14 831 957
0406900000	Other cheese	238 427	4 822 977	1 249 915	20 514 994
0408110000	Egg yolks, whether/ not containing added sugar/oth sweetening, di	25 100	302 464	119 226	1 592 970
0408190000	Egg yolks, whether/ not containing added sugar/oth sweetening, ot	0	19 825	0	84 549
0408910000	Birds' eggs, not in shell, whether/ not containing added sugar/swee	74 100	641 281	402 038	3 783 667
0409000000	Natural honey	121 051	1 486 569	484 251	5 908 202
0410001000	Birds' nests, edible	0	21	0	7 771
0410009000	Other edible products of animal origin,not elsewhere specified or i	0	6 350	0	461 035
0501000000	Human hair, unworked, whether or not washed or scoured; waste	12 109	132 295	558 331	15 336 394
0502100000	Pigs', hogs' & boars' bristles and hair and waste thereof	0	26 497	0	76 860
0502900000	Badger hair and other brush making hair and waste thereof	65 688	813 862	547 682	6 579 980
0505101000	Duck feathers and down, of a kind used for stuffing	65 556	633 911	4 803 938	28 861 053
0505109000	Feathers and down other than duck,of a kind used for stuffing	2 277	29 549	120 112	2 849 837
0505901000	Duck feathers and down, used other than for stuffing	19 305	105 558	771 664	2 836 531
0505909000	Other skins&parts of birds; powder&waste of feather, used oth th	382 547	2 205 358	352 156	2 332 697
0507109000	Ivory oth than Rhinoceros horns;ivory powder and waste thereof	0	163	0	1 795
0507901000	Horns,antlers,hooves,nails,claws&beaks,unworked/ simply prepare	0	214	0	1 392
0508002000	Shells of molluscs, crustaceans/ echinoderms,unworked/ simply pre	0	44 802	0	28 116
0508009000	Cuttle-bone,unworked/ simply prepared not cut to shape,powder&	0	180 845	0	83 374
0511100000	Bovine semen	0	63	0	84 680
0511910030	Artemia egg (brine shrimp egg)	6 124	46 673	401 079	1 708 280
0511910090	Oth product of fish or crustaceans,molluscs or oth.aquatic invertat	79 008	341 634	99 639	394 899
0511991000	Domestic animal semen	105	645	21 756	124 838
0511993000	Natural sponges	0	8	0	268
0511999000	Other animal products not elsewhere specified or included	205 335	3 847 879	222 862	4 056 343
0601100000	Bulbs, tubers, tuberous roots, corms,crowns & rhizomes, dormant	9 696	338 542	30 314	328 345
0601209000	Bulbs,tubers,tuberous roots, corms,crowns & rhizomes, in growth/	317	151 926	1 255	211 580
0602101000	Unrooted cuttings and slips of orchids	0	20	0	223
0602109000	Unrooted cutting and slips of oth plants	0	1 266	0	34 235
0602300000	Rhododendrons and azaleas,grafted or not	0	391	0	14 404
0602902000	Orchid seedlings	0	2 486	0	21 500
0602909000	Other live plants (incl their roots),cuttings&slips; mushroom spawr	160 348	987 228	116 526	1 224 316
0603140000	Chrysanthemums, fresh flowers of a kind suitable for bouquets/orr	0	2 016	0	37 417
0603190000	Other fresh flowers of a kind suitable for bouquets/ornamental pu	500	4 101	10 000	54 324
0603900000	Cut flowers&flower cuds for bouquets/ornamental,dried,dyed,blei	0	3 960	0	31 823
0604201000	Mosses and lichens, of a kind suitable for bouquets/ornamental, fr	0	21 585	0	80 652
0604209000	Foliage,branches&oth parts of plants,grasses,for bouquets/ornam	2	14 303	6	25 748
0604901000	Mosses&lichens, for bouquets/ornamental, oth than fresh	3 200	3 200	12 970	12 970
0604909000	Foliage,branches&oth part plant,grasses,for bouquets/ornamental	7 855	16 425	11 783	24 608
0701100000	Potatoes seed, fresh or chilled	0	1 767 100	0	1 854 764
0701900000	Potatoes, other than seed , fresh orchilled	5 107 462	25 614 437	3 252 073	16 274 893
0702000000	Tomatoes, fresh or chilled	0	4 415	0	21 960
0703101900	Onions,oth.than bulbs for propagation,fresh or chilled	2 832 874	24 411 674	1 447 284	11 887 209
0703102100	Shallots bulbs for propagation, fresh or chilled	345 460	2 345 564	169 232	1 160 325
0703102900	Shallots,oth than bulbs for propagation, fresh/chilled	3 281 475	68 606 210	1 534 868	30 843 624
0703209000	Garlic,oth than bulbs for propagation,fresh/chilled	41 430 960	332 882 090	36 403 513	272 465 046
0703901000	Bulbs of leeks & oth alliaceousvegetables,for propagation,fresh/ ch	0	103	0	412
0703909000	Leeks&oth alliaceous vegetables,oth than bulbs for propagation, fr	223	160 805	300	99 428
0704101000	Cauliflowers, fresh or chilled	22 250	70 834	33 280	112 286
0704102000	Headed broccoli, fresh or chilled	94 601	192 510	86 990	245 686

I.3. IMPOR MENURUT KOMODITI / IMPORT BY HS COMMODITY
***** AGUSTUS/ AUGUST 2013 *****

HS	Uraian Komoditi Commodity Description	Berat Bersih / Net Weight (Kg)		Nilai / Value C.I.F (US\$)	
		Bulan ini Current Month	Kumulatif Cum.Jan. to date	Bulan ini Current Month	Kumulatif Cum.Jan. to date
0704200000	Brussels sprouts, fresh or chilled	0	22	0	210
0704901100	Cabbages, round (drumhead), fresh or chilled	2 310	11 113	4 712	20 064
0704901900	Cabbages, oth than round (drumhead), fresh or chilled	39	2 089	52	7 502
0704909000	Kohlrabi, kale and similar edible brassicas, fresh or chilled	35 219	305 275	52 770	409 131
0705110000	Cabbage lettuce (head lettuce), fresh or chilled	95	80 057	134	105 496
0705190000	Other lettuce, fresh or chilled	4 022	31 776	8 133	53 714
0706101000	Carrots, fresh or chilled	1 414 950	10 214 850	1 136 889	6 533 782
0706102000	Turnips, fresh or chilled	0	579	0	1 119
0706900000	Salad beetroot, salsify, celeriac, radishes & similar edible roots, fresh	0	1 741	0	2 302
0707000000	Cucumbers and gherkins, fresh/ chilled	0	292	0	1 487
0708100000	Peas (Pisum sativum), shelled/ unshelled, fresh/ chilled	4 095	11 481 399	6 817	5 757 598
0708900000	Other leguminous vegetables, shelled/ unshelled, fresh or chilled	0	1 721 888	0	1 654 707
0709400000	Celery oth than celeriac, fresh/ chilled	8 761	150 740	20 683	230 349
0709510000	Mushrooms of the genus Agaricus, fresh or chilled	1 058	27 880	1 410	49 404
0709599000	Oth mushrooms, fresh or chilled	64 788	722 534	154 013	1 289 989
0709601000	Chillies (fruits of genus Capsicum), fresh or chilled	216 526	231 926	210 261	222 581
0709609000	Oth fruits of the genus Capsicum or of the genus Pimenta, fresh or	50 000	50 000	137 500	137 500
0709700000	Spinach, New Zealand spinach & orach spinach (garden spinach), f	2 343	44 484	4 139	58 148
0709930000	Pumpkins, aquash & gourds (Cucurbita spp.), fresh or chilled	0	3 668	0	2 793
0709990000	Other vegetables, fresh or chilled	3 603	241 438	5 626	306 283
0710100000	Potatoes (uncooked or steamed/ boiled/ cooked), frozen	0	13 396	0	54 302
0710210000	Peas (Pisum sativum), shelled/ unshelled, uncooked or steamed/ bo	57 134	496 934	61 860	597 903
0710220000	Beans (Vigna spp, Phaseolus spp), shelled/ unshelled, uncooked/ ste	0	375	0	1 977
0710290000	Other leguminous vegetables, shelled/ unshelled, uncooked/ steam	0	115 377	0	174 892
0710300000	Spinach, New Zealand spinach and orach spinach (garden spinach)	6 242	46 817	16 794	120 806
0710400000	Sweet corn, uncooked/ steamed/ boiled, frozen	106 040	772 370	253 307	1 080 103
0710800000	Other vegetables, uncooked/ steamed/ boiled, frozen	5 362	153 017	11 769	218 666
0710900000	Mixtures of vegetables, uncooked/ steamed/ boiled, frozen	35 791	705 758	31 913	782 966
0711209000	Olives, provisionally preserved in other preservative solutions	1 509	7 574	4 375	24 508
0711901000	Sweet corn, provisionally preserved	0	2 138	0	2 849
0711902000	Chillies (fruits of genus Capsicum), provisionally preserved	309 888	1 636 233	285 920	1 562 776
0711903100	Capers, provisionally preserved by sulphur dioxide gas	0	612	0	2 087
0711903900	Capers, provisionally preserved in other preservative solutions	0	41 239	0	59 832
0711909000	Other vegetables, provisionally preserved oth than by sulphur diox	18 592	135 797	13 616	110 355
0712200000	Onions, dried, whole, cut, sliced, broken/ in powder, but not further	480 124	2 999 063	1 355 685	8 673 440
0712310000	Mushrooms of genus Agaricus, dried, whole, broken/ powder, but no	0	12 855	0	42 292
0712320000	Wood ears (Auricularia spp), dried, whole, broken/ powder, but not i	17 225	271 202	20 365	425 450
0712330000	Jelly fungi, dried, whole, cut, broken/ in powder, but not further pre	0	51 138	0	70 428
0712391000	Truffles, dried, whole, cut, sliced, broken/ in powder, but not further p	0	84 765	0	193 444
0712392000	Shiitake (dong-gu), dried, whole, cut, slice, broken/ powder, but not fu	2 988	35 624	4 240	49 313
0712399000	Other mushrooms, dried, whole, cut, slice, broken/ powder, but not fu	10 000	135 194	35 000	239 097
0712901000	Garlic, dried, whole, cut, sliced, broken/ in powder, but not further pre	282 645	1 813 972	374 896	4 025 562
0712909000	Oth vegetables/ mix of vegetables, dried, whole, broken/ powd, but n	185 388	2 659 262	632 292	7 045 617
0713101000	Peas (pisum sativum), dried, shelled, wheth/ not skinned/ split, for so	0	9 980	0	28 942
0713109000	Peas (pisum sativum), dried, shelled, wheth/ not skinned/ split, oth t	341 559	4 504 977	122 149	1 789 783
0713209000	Chickpeas (garbanzos), dried, shelled, whether/ not skinned, oth thar	29 000	323 294	23 200	243 477
0713311000	Beans (Vigna mungo hepper/ Vigna radiata wilczek), dried, shelled, f	0	24 000	0	18 090
0713319000	Beans (Vigna mungo hepper/ Vigna radiata wilczek), dried, shelled, ot	14 739 576	77 306 020	14 984 295	72 702 835
0713329000	Small red (Adzuki) beans, dried, shelled, whether/ not skinned, oth th	76 250	529 073	19 158	145 308
0713339000	Kidney beans, incl white pea beans, dried, shelled, oth than for sowi	250 000	2 629 949	148 140	1 518 409
0713351000	Cow peas (Vigna unguiculata), dried, shelled, whether/ not skinned,	0	144 000	0	116 505
0713359000	Cow peas, dried, shelled, whether/ not skinned/ split, oth than for sov	450 000	2 548 815	202 500	1 286 237
0713399000	Oth beans, dried, shelled, whether/ not skinned/ split, oth than for s	190 500	1 757 865	162 284	1 322 942
0713409000	Lentils, dried, shelled, whether/ not skinned/ split, oth than for sowi	574	3 021	1 665	9 556
0713509000	Broad beans & horse beans, dried, shelled, whether/ not skinned, oth	1 282 030	9 821 800	947 462	7 299 113
0713909000	Oth dried leguminous vegetables, shelled, whether/ not skinned, otl	271 352	5 055 229	256 051	5 045 054
0714101100	Manioc (cassava), dried chips, sliced or in form of pellets	0	100 798	0	38 380
0714201000	Sweet potatoes, frozen	0	17 604	0	27 901
0714209000	Sweet potatoes, not frozen	0	3 481	0	3 976
0714301000	Yams (Dioscorea spp.), frozen	0	6 871	0	9 069
0714309000	Yams (Dioscorea spp.), not frozen	1 289	3 162	1 969	5 035
0714409000	Taro (Colocasia spp.), not frozen	0	508	0	982
0714901900	Sago pith, not frozen	0	3 600	0	5 030
0714909900	Arrowroot, salep, Jerusalem artichokes, root w/ high starch/ inulin, r	10 674	167 965	22 777	234 160
0801110000	Coconuts, desiccated, dried	12 500	306 172	18 492	337 988
0801190000	Coconuts, oth than desiccated & in the inershell, fresh/ dried, wheth	29 909	366 530	28 418	360 505
0801220000	Brazil nuts, shelled, fresh or dried	0	19 161	0	31 383
0801310000	Cashew nuts, in shell, fresh or dried	0	557 846	0	566 510
0801320000	Cashew nuts, shelled, fresh or dried	190 670	1 014 777	921 075	4 920 067
0802110000	Almonds, in shell, fresh or dried	10 800	78 484	60 696	441 577
0802120000	Almonds, shelled, fresh or dried	54 431	815 296	410 081	5 594 057

I.3. IM POR MENURUT KOM ODITI / IM PORT BY HS COM M ODITY
***** AGUSTUS/ AUGUST 2013 *****

HS	Uraian Komoditi Commodity Description	Berat Bersih / Net Weight (Kg)		Nilai / Value C.I.F (US\$)	
		Bulan ini Current Month	Kumulatif Cum.Jan. to date	Bulan ini Current Month	Kumulatif Cum.Jan. to date
0802220000	Hazelnut/filberts, shelled, fresh/ dried	0	9 522	0	47 977
0802320000	Walnuts, shelled, fresh or dried	14 314	39 772	149 335	400 861
0802410000	Chestnuts (Castanea spp.), in shell, fresh or dried	2 150	30 224	3 838	40 891
0802420000	Chestnuts (Castanea spp.), shelled, fresh or dried	0	8 814	0	11 701
0802510000	Pictachios, in shell, fresh or dried	0	95 235	0	165 075
0802520000	Pictachios, shelled, fresh or dried	0	21 383	0	53 475
0802610000	Macadamia nuts, in shell, fresh or dried	0	2 082	0	13 120
0802620000	Macadamia nuts, shelled, fresh or dried	0	5 148	0	124 403
0802800000	Areca nuts, whether/ not shelled/ peeled, fresh or dried	2	48 006	6	38 614
0802900000	Other nuts, whether/ not shelled/ peeled, fresh or dried	417	52 508	588	76 020
0803900000	Bananas, oth than plantains, fresh or dried	20 020	46 440	9 163	107 926
0804100000	Dates, fresh or dried	275 183	21 946 948	392 912	31 935 557
0804200000	Figs, fresh or dried	0	6 583	0	16 467
0804400000	Avocados, fresh or dried	0	166	0	824
0804501000	Guavas, fresh or dried	27	27	1 945	1 945
0805101000	Oranges, fresh	402 360	10 265 252	414 305	11 854 935
0805200000	Mandarin, clementines, wilkings& similar citrus hybrids, fresh/ dried	1 630 639	51 158 129	1 497 799	63 593 381
0805400000	Grapefruit, including pomelos, fresh or dried	18 475	88 122	20 653	140 505
0805500000	Lemons and limes, fresh or dried	228 160	2 004 558	892 659	3 455 595
0806100000	Grapes, fresh	3 556 033	23 451 812	8 238 222	59 558 596
0806200000	Grapes, dried	169 766	1 204 997	421 321	2 875 390
0807110000	Watermelons, fresh	0	977	0	3 971
0807190000	Other melons, fresh	0	1 253	0	5 090
0808100000	Apples, fresh	6 790 912	93 811 489	9 131 450	124 814 817
0808300000	Pears, fresh	6 686 113	90 227 399	5 685 029	76 382 931
0809100000	Apricots, fresh	2 175	2 840	3 122	7 320
0809210000	Sour cherries (prunus cerasus), fresh	0	1 210	0	5 955
0809290000	Oth cherries, fresh	0	798	0	3 246
0809300000	Peaches, including nectarines, fresh	0	4 894	0	8 326
0809401000	Plums, fresh	35 308	46 287	45 864	60 267
0810100000	Strawberries, fresh	23 000	224 235	58 650	571 920
0810200000	Raspberries, blackberries, mulberries, loganberries, fresh	0	9 571	0	37 189
0810300000	Black, white or red currants and gooseberries, fresh	150	13 706	533	67 833
0810400000	Cranberries, bilberries & other fruits of the genus vaccinium, fresh	0	37 145	0	191 008
0810500000	Kiwi fruit, fresh	104 160	2 717 935	284 733	6 853 328
0810600000	Durians, fresh	601 881	2 471 285	898 459	3 655 086
0810700000	Persimmons, fresh	0	26 629	0	29 468
0810901000	Longans (including mata kucing), fresh	10 788 120	40 809 874	12 731 240	48 277 849
0810902000	Lychees, fresh	0	63 805	0	60 835
0810906000	Tamarinds, fresh	16 620	181 630	12 473	136 313
0810909200	Dragon fruit, fresh	985 052	8 071 139	845 205	8 025 057
0810909300	Sapodilla (ciku fruit), fresh	0	3 000	0	330
0810909900	Other fruit, fresh	44 323	112 935	43 335	116 454
0811100000	Strawberries, uncooked/ steamed/ boiled, frozen, whether/ not add	25 000	284 363	34 375	602 422
0811200000	Raspberries, blackberries, mulberries, loganberries, currants, goosebe	0	33 950	0	160 676
0811900000	Other fruit&nuts, uncooked/ steamed/ boiled, frozen, whether/ not e	2 071	303 641	7 374	827 155
0812100000	Cherries, provisionally preserved, not for immediate consumption	4 062	8 924	14 452	31 536
0812909000	Oth fruit&nuts, provisionally preserved, not for immediate consump	9 463	39 732	33 669	138 635
0813100000	Apricots, dried	937	11 013	2 688	28 389
0813200000	Prunes, dried	1 700	2 130	4 875	7 395
0813300000	Apples, dried	113	5 319	403	16 478
0813401000	Longans, dried	0	6 876	0	5 373
0813402000	Tamarinds, dried	0	172 619	0	128 235
0813409000	Other fruit, oth than heading 08.01 to 08.06, dried	270	235 905	2 483	1 866 141
0813503000	Mixture of nuts/ dried fruits of which dates predominate by weight	580	22 110	400	8 567
0813509000	Oth mixtures of nuts or dried fruits	0	21 528	0	324 197
0814000000	Peel of citrus fruit/ melons, watermelons, fresh, frzn, dried/ provision	0	4 530	0	66 450
0901111000	Arabica WIB/robusta OIB, not roasted, not decaffeinated	4 863	13 635 791	27 753	30 523 821
0901119000	Coffee oth than Arabica WIB/robusta OIB, not roasted, not decaffei	44	7 716	44	77 167
0901129000	Coffee oth than Arabica WIB/robusta OIB, not roasted, decaffeinat	0	184	0	269
0901211000	Coffee, roasted, not decaffeinated, unground	32 475	324 279	135 641	2 470 212
0901212000	Coffee, roasted, not decaffeinated, ground	3 967	60 361	38 093	575 287
0901221000	Coffee, roasted, decaffeinated, unground	0	3 818	0	59 503
0901222000	Coffee, roasted, decaffeinated, ground	0	315	0	3 918
0901902000	Coffee substitutes containing coffee	0	5	0	59
0902101000	Green tea leaves (not fermented), in packings _ 3 kg	0	1 508	0	45 596
0902109000	Green tea, oth than leaves, (not fermented), in packing _ 3 kg	3 825	21 595	28 705	115 284
0902201000	Green tea leaves (not fermented), in packing > 3 kg	219 021	3 827 881	296 563	4 324 152
0902209000	Green tea, oth than leaves (not fermented), in packing > 3 kg	14 502	481 917	74 947	1 782 844
0902301000	Black tea (fermented) & partly fermented tea, leaves, in packing _	0	19 957	0	88 605
0902309000	Black tea (fermented) & partly fermented tea, oth than leaves, in p	11 815	52 150	408 781	1 913 085

I.3. IMPOR MENURUT KOMODITI / IMPORT BY HS COMMODITY
***** AGUSTUS/ AUGUST 2013 *****

HS	Uraian Komoditi Commodity Description	Berat Bersih / Net Weight (Kg)		Nilai / Value C.I.F (US\$)	
		Bulan ini Current Month	Kumulatif Cum.Jan. to date	Bulan ini Current Month	Kumulatif Cum.Jan. to date
0902401000	Black tea (fermented) & partly fermented tea, leaves, in packing >	286 081	5 498 132	284 415	4 601 687
0902409000	Black tea (fermented) & partly fermented tea, oth than leaves, in	798 928	4 681 606	1 001 685	7 790 277
0904111000	White pepper, neither crushed nor ground	0	52 000	0	165 575
0904112000	Black pepper, neither crushed nor ground	45 000	151 388	319 071	2 067 156
0904119000	Other pepper, neither crushed nor ground	0	174	0	101
0904121000	White pepper, crushed or ground	200	4 250	1 950	24 639
0904122000	Black pepper, crushed or ground	1 452	14 099	3 234	89 205
0904129000	Other pepper, crushed or ground	586	2 954	2 264	28 993
0904211000	Chillies (fruits of the genus Capsicum),dried, neither crushed nor g	1 144 288	9 845 097	1 265 346	12 118 641
0904219000	Oth fruits of genus Capsicum/ Pimenta,dried,neither crushed nor g	90 314	409 833	115 135	389 895
0904221000	Chillies (fruits of the genus Capsicum),dried, crushed/ ground	99 000	1 917 325	103 457	2 194 504
0904229000	Oth fruits of genus Capsicum/ Pimenta,dried, crushed/ ground	1 747	91 439	10 360	299 643
0905100000	Vanilla, neither crushed nor ground	4 000	17 508	181 200	728 057
0905200000	Vanilla, crushed or ground	0	19 713	0	39 356
0906110000	Cinnamon (Cinnamomum zeylanicum blume),neither crushed nor	0	74 384	0	189 963
0906190000	Cinnamon-tree flowers, neither crushednor ground	0	7 799	0	37 800
0906200000	Cinnamon and cinnamon-tree flowers,crushed or ground	75 000	669 918	285 000	1 912 080
0907100000	Cloves (whole fruit, cloves & stems),neither crushed nor ground	44 000	262 304	437 800	2 788 204
0908110000	Nutmeg, neither crushed nor ground	6 250	70 438	16 500	714 320
0908120000	Nutmeg, crushed or ground	0	22 035	0	322 445
0908310000	Cardamoms, neither crushed nor ground	14 414	16 049	29 201	33 473
0908320000	Cardamoms, crushed or ground	861	1 872	291	643
0909210000	Seeds of coriander, neither crushed norground	1 049 247	9 642 455	468 891	4 978 073
0909220000	Seeds of coriander, crushed or ground	0	6 593	0	24 075
0909310000	Seeds of cumin, neither crushed norground	252 980	2 164 998	243 505	2 334 211
0909320000	Seeds of cumin, crushed or ground	0	8 758	0	48 465
0909611000	Seeds of anise, neither crushed norground	38 000	864 049	12 425	1 247 862
0909613000	Seeds of caraway, neither crushed norground	15 119	333 456	20 405	407 693
0909619000	Seeds of fennel or juniper berries,neither crushed nor ground	13 473	175 841	13 540	129 903
0909621000	Seeds of anise, crushed or ground	0	2 691	0	5 646
0909623000	Seeds of caraway, crushed or ground	0	26 000	0	17 290
0909629000	Seeds of fennel or juniper berries,crushed or ground	0	240	0	1 547
0910110000	Ginger, neither crushed nor ground	164 533	5 128 532	204 283	4 839 453
0910120000	Ginger, crushed or ground	395	40 222	2 804	94 848
0910300000	Turmeric (curcuma)	5 565	178 857	56 655	350 495
0910911000	Curry	448	473	151	620
0910919000	Mixtures of spices, other than curry	1 141	7 114	4 950	48 303
0910991000	Thyme; bay leaves	452	4 466	3 195	42 927
0910999000	Other spices	36 655	406 483	65 697	490 919
1001190000	Durum wheat, oth than seed	30 964 570	132 797 813	9 940 176	45 593 962
1001991100	Meslin, oth than seed, fit for humanconsumption	0	16 995 000	0	5 931 255
1001991910	Wheat grains without husk,oth than seed, for human consumption	348 947 295	3 371 573 859	123 968 607	1 259 517 473
1001991990	Other wheat, oth than seed, for humanconsumption	153 285 680	896 490 650	55 026 546	345 475 034
1001999010	Meslin, oth than seed, not for humanconsumption	0	7 564	0	192 317
1001999090	Other wheat, oth than seed, not forhuman consumption	7 712 345	13 291 798	2 005 209	3 659 039
1002900000	Rye, oth than seed	0	20 000	0	23 600
1003900000	Barley, oth than seed	0	1 500	0	3 115
1004900000	Oats, oth than seed	0	209 826	0	144 418
1005100000	Maize (corn), seed	50 551	1 629 318	104 815	3 498 781
1005901000	Popcorn, oth than seed	202 995	6 366 861	184 736	3 384 532
1005909000	Oth maize (corn), oth than seeds	182 442 477	1 796 512 508	53 448 721	537 305 733
1006101000	Rice in the husk (paddy or rough),suitable for sowing	0	239 452	0	848 464
1006303000	Glutinous rice, semi-milled or whollymilled, whether/not polished/	16 030 000	124 093 650	10 692 928	79 147 119
1006304000	Thai Hom Mali rice, semi-milled/whollymilled, whether/not polish	1 325 000	7 122 500	749 125	4 036 929
1006309100	Oth semi-milled or wholly milled rice,whether/not polished/glazec	0	368 000	0	214 238
1006309900	Oth semi/wholly milled rice, whether/notpolished/glazed, oth thai	2 112 772	42 558 792	1 399 482	21 712 983
1006409000	Broken rice, oth than for animal feed	16 350 000	128 325 000	6 290 920	50 372 386
1007900000	Grain sorghum, oth than seed	0	1 972 100	0	679 050
1008290000	Millet, oth than seed	869 332	12 983 729	396 292	6 610 024
1008300000	Canary seeds	472 480	4 225 782	372 548	3 355 772
1008900000	Other cereals	4 507	1 631 602	16 048	961 201
1101001010	Wheat flour fortified	3 945 255	56 364 860	1 418 547	25 193 420
1101001090	Wheat flour not fortified	7 506 943	47 841 677	2 933 900	20 054 890
1102200000	Maize(corn) flour	1 146	97 900	4 078	63 835
1102901000	Rice flour	0	95	0	774
1102909000	Oth cereal flours, oth than wheat/ meslin/maize/ rice/rye flour	5 349	48 810	7 731	62 035
1103112000	Groats & meals of wheat,durum/hard wheat semolina	809	2 153	3 248	10 755
1103119000	Groats & meals of wheat, oth durum/ hardwheat semolina	19 721	1 016 349	24 708	557 276
1103130000	Groats & meals of maize/ corn	26 580	26 916	18 074	20 086
1103199000	Groats & meals of oth cereals, oth thanmeslin & rice	0	23 400	0	20 287
1104120000	Cereal grains of oats, rolled or flakedgrains	140 884	3 573 305	110 188	2 910 452

I.3. IM POR MENURUT KOM ODITI / IM PORT BY HS COM M ODITY
***** AGUSTUS/ AUGUST 2013 *****

HS	Uraian Komoditi Commodity Description	Berat Bersih / Net Weight (Kg)		Nilai / Value C.I.F (US\$)	
		Bulan ini Current Month	Net Weight (Kg) Kumulatif Cum.Jan. to date	Bulan ini Current Month	Value C.I.F (US\$) Kumulatif Cum.Jan. to date
1104191000	Cereal grains of maize(corn), rolled or flaked grains	0	7 980	0	3 208
1104199000	Cereal grains of oth cereals, oth than oat/ maize(corn), rolled or flat	0	5 753	0	3 845
1104220000	Cereal grains of oats,hulled,peraled,sliced / kibbled	0	1 814	0	5 897
1104230000	Cereal grains of maize (corn), hulled,peraled, sliced/ kibbled	18 000	126 000	16 800	117 600
1104292000	Cereal grains of barley,hulled,peraled,sliced/ kibbled	48	23 660	171	10 338
1104299000	Cereal grains of oth cereals, hulled,peraled, sliced/ kibbled	0	20 902	0	76 055
1104300000	Germ of cereals, whole, rolled, flaked/ ground	121	1 148	433	4 937
1105100000	Flour, meal & powder of potatoes	11 744	251 503	9 633	351 224
1105200000	Flakes, granules & pellets of potatoes	239 511	4 333 625	334 250	6 597 825
1106100000	Flour,meal & powder of dried leguminousvegetbls of head 07.13	0	32 525	0	20 951
1106202100	Meal of sago	0	879	0	3 727
1106202900	Flour & powder of sago	0	401	0	4 606
1106209000	Flour,meal & powder of roots/tuber head07.14, oth than manioc(c	0	35 118	0	176 203
1106300000	Flour,meal & powder of edible fruits andnuts of prod.chap.8	0	45 006	0	705 090
1107100000	Malt,not roasted	3 031 684	23 875 797	1 706 081	13 505 188
1107200000	Malt,roasted	20 000	105 551	16 349	95 604
1108110000	Wheat starch	1 624 000	5 062 975	756 140	2 248 676
1108120000	Maize(corn) starch	4 878 992	38 112 442	2 395 632	19 357 298
1108130000	Potato starch	462 750	7 325 207	359 290	5 561 249
1108140000	Manioc(cassava) starch	16 558 300	175 054 729	8 577 731	84 434 321
1108191000	Sago starch	0	1 350	0	6 071
1108199000	Other starches (oth than wheat,maize,potato, manioc & sago)	5 000	24 000	22 750	108 328
1108200000	Inulin	360 400	3 963 061	1 107 558	11 948 437
1109000000	Wheat gluten, whether or not dried	327 000	4 052 800	303 450	3 718 763
1201100000	Seed of soya beans,whether or not broken	0	57 520	0	31 864
1201900000	Soya beans, oth than seed, whether or not broken	101 804 890	1 192 172 958	64 970 808	735 406 062
1202410000	Oth than seed of ground-nut,not roasted/ othwise cooked,in shell	8 248 560	76 042 995	9 586 744	91 930 632
1202420000	Oth than seed of ground-nut,not roasted/ cooked,shelled,whether,	11 730 308	128 832 653	13 165 138	150 434 643
1203000000	Copra	0	29 928	0	16 584
1204000000	Linseed, whether or not broken.	67 924	103 240	94 911	154 726
1205100000	Low erucic acid rape/ colza seeds whether or not broken	0	82 600	0	60 237
1205900000	Not low erucic acid rape or colza seedswhether or not broken	0	405 924	0	201 853
1206000000	Sunflower seeds, whether or not broken	311 454	4 609 391	257 184	3 775 805
1207101000	Palm nuts & kernels, whether/ not broken suitable for sowing	0	3 245 231	0	1 867 542
1207210000	Cotton seeds, seed, whether/ not broken	260	260	39 250	39 250
1207290000	Cotton seeds, oth than seed, whether/ or not broken	0	18 155	0	29 956
1207401000	Sesamum seeds, whether or not broken,edible	483 273	5 722 525	380 277	4 381 303
1207409000	Sesamum seeds, whether or not broken,not edible	357 445	2 442 064	205 310	1 382 768
1207500000	Mustard seeds,whether or not broken	0	23 382	0	19 316
1207999000	Other oil seeds & oleaginous fruits,whether or not broken	21 025	243 062	217 403	1 216 563
1208100000	Flours and meals of soya beans	7 246	1 159 562	10 843	3 726 518
1208900000	Flours& meals of oth oil seed/ oleaginousfruits oth than mustard	0	25 215	0	78 636
1209210000	Lucerne (alfalfa) seeds, of a kind usedfor sowing	0	401	0	1 937
1209299000	Other seed of forage plants, of a kindused for sowing	52 999	66 632	331 223	594 290
1209300000	Seeds of herbaceous plants cultivatedprincipally for their flowers	1	1 201	228	11 848
1209919000	Other vegetable seeds, other than onion seeds, of a kind used for :	530	42 933	81 909	3 132 858
1209999000	Other seed, fruit, and spores, of a kindused for sowing	20 000	233 316	32 800	513 045
1210200000	Hop cones,ground,powdered or in the form of pellets; lupulin	0	25 516	0	123 412
1211201000	Ginseng roots,cut, crushed/ powdered form,fresh/ dried	1 500	13 665	27 600	296 201
1211209000	Ginseng roots, not in cut or crushed orpowdered form, fresh/ drier	12	3 758	59	1 363 373
1211901100	Cannabis,in cut,crushed/ powdered form,used for pharmacy, fresh	0	44 586	0	26 413
1211901300	Rauwolfia serpentina roots,for pharmacy,in cut/ crushed/ powdere	122 118	1 616 976	231 674	3 303 104
1211901400	Other plants, in cut,crushed or powdered form, used for pharmacy	0	694 245	0	1 110 789
1211901900	Other plants & parts of plants, in otherforms, for pharmacy	1 500	29 564	16 783	141 512
1211909100	Pyrethrum, in cut,crushed/ powdered form,fresh/ dried	0	13 000	0	82 940
1211909200	Pyrethrum, in other form, fresh/ dried	13 563	32 563	4 583	15 887
1211909500	Agarwood (gaharu) chips, fresh/ dried	0	32 088	0	57 729
1211909600	Liquorice roots, fresh/ dried	0	77 430	0	222 707
1211909800	Oth plants& parts of plants, not forpharmacy, in cut,crushed/ powd	5 454	5 554	384 300	385 900
1211909900	Oth plants& parts of plants, not forpharmacy, not cut,crushed/ pow	16 091	297 508	33 205	1 394 646
1212212000	Gracilaria lichenoides,fresh,chilled,frozen,dried, for human consun	0	5 576	0	44 609
1212219000	Other seaweed & algae, fresh, chilled,frozen,dried, for human con	41 164	119 527	135 772	1 114 748
1212291900	Seaweeds & oth algae,fresh,chilled/ dried used in dyeing,tanning,p	0	3 000	0	34 200
1212292000	Seaweeds & oth algae,fresh,chilled/ dried for oth,not for human co	3 500	31 748	32 200	316 947
1212293000	Seaweeds & oth algae,frozen, not forhuman consumption	0	500	0	7 801
1212920000	Locust bean(carob),fresh,chilled,frozen/ dried, whether/ not grounc	45 000	498 750	40 893	425 298
1212990000	Other vegetable product, for humanconsumption, n.e.s or include	0	4 783	0	6 687
1213000000	Cereal straw & husks,unprepared,whether/ not chopped,ground,pr	0	12 910	0	71 047
1214100000	Lucerne (alfalfa) meal and pellets	16 600	2 154 086	4 980	877 790
1214900000	Other forage products,whether/ not in forof pellets,oth than lucerr	0	936 192	0	376 054
1301200000	Gum arabic	35 312	377 052	177 080	2 012 758

I.3. IMPOR MENURUT KOMODITI / IMPORT BY HS COMMODITY
***** AGUSTUS/ AUGUST 2013 *****

HS	Uraian Komoditi Commodity Description	Berat Bersih / Net Weight (Kg)		Nilai / Value C.I.F (US\$)	
		Bulan ini Current Month	Kumulatif Cum.Jan. to date	Bulan ini Current Month	Kumulatif Cum.Jan. to date
1301901000	Gum benjamin	0	30 568	0	44 582
1301902000	Gum damar	200	886 475	2 500	1 503 839
1301903000	Cannabis resin	0	56	0	2 900
1301904000	Lac	0	350	0	7 494
1301909000	Other natural gum and resin	992	102 393	17 203	920 268
1302111000	Saps and extracts of pulvis opii,whether or not modified	0	79	0	145
1302119000	Saps and extracts of other opium,whether or not modified	0	2 285	0	539 110
1302120000	Saps and extracts of liquorice, whether or not modified	53 257	553 753	611 688	5 671 200
1302130000	Saps and extracts of hops,whether or not modified	5 558	23 693	164 062	735 151
1302193000	Other medicinal extracts derived from vegetable products, whethe	9 396	64 897	710 676	4 377 616
1302194000	Vegetable saps&extracts of pyrethrum/ofthe root of plants containi	0	16 497	0	305 001
1302195000	Japan (or chinese) lacquer (naturallacquer)	0	110	0	9 867
1302199000	Other vegetable saps and extracts	53 461	426 922	866 442	12 121 803
1302200000	Pectic substances, pectinates & pectates	28 022	203 321	368 154	2 248 952
1302310000	Agar-agar	38 770	299 318	81 807	824 400
1302320000	Mucilages&thickeners, whether/not modif,derived from locust be:	199 177	1 887 869	1 459 913	13 927 343
1302391010	Carageenan in powder form	2 000	127 383	46 500	1 707 155
1302391090	Carageenan not in powder form	0	26 400	0	490 248
1302399000	Oth mucilages & thickeners, whether/notmodified,derived from ve	24 813	895 557	310 373	10 230 287
1401100000	Bamboos used primarily for plaiting,cleaned, bleached/dyed	0	34 480	0	21 574
1401201100	Raw whole rattans used primarily forplaiting, cleaned, bleached/d	0	47	0	6 911
1401201990	Other whole rattans, used primarily forplaiting, cleaned, bleached/	0	4 126	0	73 292
1401900000	Oth vegetable material used for plaiting,oth than bamboos&rattar	38	38	559	559
1404902090	Oth vegetable products of a kind usedin tanning/dyeing, oth than l	54	7 562	763	9 582
1404909000	Oth vegetable prodcts not used primarilyin tanning/dyeing, nes	236 940	1 490 698	71 100	434 150
1501900000	Poultry fat other than heading 02.09 or15.03.	0	13 750	0	180 131
1502101000	Edible tallow of bovine animals,sheep or goats, other than heading	0	18 144	0	31 752
1502109000	Unedible tallow of bovine animal, sheepor goats, other than head	0	15 200	0	22 040
1504109000	Oth than solid fractsof fish-liver oilswhet/not refined,not chemica	133 220	902 660	214 435	1 350 457
1504201000	Solid fraction of fats&oil fish oth thanliver oils, not chemically moc	14 616	813 607	398 300	5 604 254
1504209000	Oth than solid fract of fats&oils fishoth than liver oils,not chemical	375 400	3 327 077	664 520	5 622 127
1504309000	Oth solid fraction of fats & oils ofmarine mammals,not chemically	21 580	246 065	31 291	342 226
1505001000	Lanolin	5 483	69 097	93 147	911 333
1505009000	Wool grease & fatty substance derivedtherefrom, oth than lanolin	0	20 843	0	113 288
1506000000	Oth animal fats&oils&their fractions wht/not refined, not chemica	0	53 996	0	102 239
1507100000	Crude oil of soya bean, whether/notrefined, whether/not degumr	1 162	4 072	4 642	11 915
1507901000	Fraction of unrefined soya-bean oil,not chemically modified	53 350	2 260 176	85 477	3 120 429
1507909000	Fraction of refined soya-bean oil,not chemically modified	1 286 924	14 125 409	1 724 641	19 960 579
1508100000	Crude oil of ground-nut, whether/notrefined, not chemically modi	0	1 349	0	5 425
1508901000	Fraction of unrefined ground-nut oil,whet/not refined,not chemica	0	1	0	61
1508909000	Fraction of refined ground-nut oil, whet/not refined,not chemical	178	1 686	702	6 980
1509101000	Virgin olive oil,packing of net weight _30 kg, not chemically modifi	43 484	337 882	202 487	1 323 291
1509109000	Virgin olive oil,packing of net weight>30 kg,not chemically modifi	39 628	428 414	243 294	2 294 094
1509901100	Fraction of unrefined olive oil,packingof net weight _30 kg	1 392	5 215	7 213	25 297
1509901900	Fraction of unrefined olive oil,packingof net weight >30 kg	0	70 584	0	141 207
1509909100	Fraction of refined olive oil,in packingof net weight _30 kg	333	9 311	1 726	40 958
1509909900	Fraction of refined olive oil,in packingof net weight >30 kg	4 434	147 295	22 232	512 197
1510001000	Crude oil,obtained solely from olives,whether/not refined,not che	0	1 666	0	3 093
1510002000	Fractions of unrefined oil, solely fromolives,whet/not refined,not c	0	602	0	1 117
1510009000	Fractions of refined oil, solely fromolives,whet/not refined,not che	16 132	64 852	49 285	220 752
1511901100	Solid fractions of unrefined palm oil,not chemically modified	0	14 446	0	30 100
1511909110	Solid fractions of refined palm oil,packing of a net weight _20kg	0	65 066	0	86 153
1511909190	Solid fractions of refined palm oil,packing of a net weight>20kg	7 009 423	28 928 902	5 178 897	19 525 556
1511909200	Unsolid fractions of refined palm oil,packing net weight _20kg	0	38 080	0	51 334
1511909900	Unsolid fractions of refined palm oil,packing net weight>20kg	208	25 228	1 265	33 335
1512110000	Crude oil of sunflower seed/safflower	0	1 692	0	1 010
1512191000	Fractions of unrefined sunflower-seed/ safflower oil	37 240	159 197	59 889	309 343
1512199000	Fractions of refined sunflower-seed/ safflower oil	223 290	2 851 243	382 100	5 021 546
1512299000	Fractions of refined cotton seed oil	0	1 306	0	33 673
1513110000	Crude oil of coconut (copra)	1 995 409	1 995 409	1 594 332	1 594 332
1513191000	Fractions of unrefined coconut oil, notchemically modified	0	64 000	0	79 580
1513199000	Fractions of refined coconut oil, notchemically modified	640	130 542	4 861	357 885
1513291100	Solid fractions of unrefined palm kerneloil	0	160 000	0	292 200
1513291400	Unsolid fractions of unrefined babassu oil	0	1	0	152
1513299200	Solid fractions of refined babassu oil	0	1 044	0	3 221
1513299400	Palm kernel olein, refined, bleached & deodorized (RBD)	0	124 416	0	168 584
1514110000	Crude oil of low erucid acid rape orcolza	8 064	204 358	11 582	293 968
1514191000	Fraction of unrefined low erucid acidrape/colza oil	0	6 412	0	12 680
1514199000	Fraction of refined low erucid acidrape/colza oil	288 368	2 026 280	490 568	3 384 147
1514911000	Crude oil of not low erucid acid otherrape/colza	0	9 868	0	222 489
1514999100	Fractions of refined oth rape/colza oil	0	513 650	0	818 231

I.3. IM POR MENURUT KOM ODITI / IM PORT BY HS COM M ODITY
***** AGUSTUS/ AUGUST 2013 *****

HS	Uraian Komoditi Commodity Description	Berat Bersih / Net Weight (Kg)		Nilai / Value C.I.F (US\$)	
		Bulan ini Current Month	Kumulatif Cum.Jan. to date	Bulan ini Current Month	Kumulatif Cum.Jan. to date
151499900	Fractions of refined mustard oil	10	26 610	28 709	80 764
151519000	Fractions of linseed oil, whether/ notrefined, not chemically modifi	156 060	2 075 537	222 701	3 036 615
151521000	Crude oil of maize (corn)	1 574	20 370	2 260	30 456
151529190	Unsolid fraction of unrefined maize(corn) oil	0	15 966	0	19 103
151529910	Solid fraction of refined maize (corn)oil	15 360	215 040	26 496	394 060
151529990	Unsolid fraction of refined maize (corn)oil	147 368	1 386 857	346 524	3 222 191
151530100	Crude oil of castor	0	100 395	0	302 964
151530900	Fractions of castor oil, whether/ notrefined, not chemically modifie	127 352	1 216 001	202 934	2 052 410
151550100	Crude oil of sesame	1 060	3 276	5 055	17 752
151550200	Fraction of unrefined sesame oil, not chemically modified	806	2 755	4 096	16 875
151550900	Fraction of refined sesame oil, not chemically modified	19 229	255 598	77 511	1 001 777
151590110	Crude oil of tengkawang	0	280 380	0	895 498
151590120	Fractions of unrefined tengkawang oil,not chemically modified	0	18	0	964
151590190	Fractions of refined tengkawang oil,not chemically modified	0	16	0	736
151590210	Crude oil of tung	15 200	91 200	32 376	194 256
151590290	Fractions of refined tung oil, notchemically modified	0	53 093	0	108 687
151590390	Fractions of refined joboba oil, notchemically modified	0	2 880	0	98 496
151590910	Crude oil of other fixed vegetable oils	20 250	81 446	17 633	70 159
151590920	Fractions of unrefined other fixedvegetable oils	0	923	0	5 194
151590990	Fractions of refined other fixedvegetable oils, oth fixed vegetable f	2 127	515 628	33 227	1 432 697
151610100	Animal fats & oils & their fractions,inpacking net weight _10 kg	0	73 896	0	204 235
151610900	Animal fats & oils & their fractions,inpacking net weight<10 kg	0	15 000	0	39 000
151620110	Re-esterified fats & oils of soya bean & its fraction	0	154 726	0	579 471
151620120	Re-esterified fats & oils of crude palmoil and its fraction	120 000	2 350 267	230 400	4 171 488
151620130	Re-esterified fats&oils of palm oil,oththan crude and its fraction	63 022	570 691	79 789	733 313
151620190	Re-esterified fats&oils of oth vegetable fat&oils, and its fraction	20 341	111 892	26 304	299 487
151620210	Hydrogenated fats in flakes of palm oil	0	5 405	0	10 207
1516202120	Hydrogenated fats in flakes of palmolein	0	261	0	393
1516202150	Hydrogenated fats in flakes of palmkernel olein	198 370	4 159 050	197 342	4 425 710
1516202190	Hydrogenated fats in flakes of ground-nut, soya beans	185	3 545	828	19 698
1516202300	Hydrogenated fats in flakes of olives	135	767	1 212	7 843
1516202900	Hydrogenated fats in flakes of othervegetable fats & oils	161 973	4 124 072	272 898	7 253 156
1516205200	Palm stearin, w/ iodine value _ 48, RBD	0	502 882	0	594 005
1516205900	Oth palm stearin with iodine value _ 48	0	213	0	4 865
1516209300	Other fat & oils of olives and theirfractions	0	15 232	0	115 534
1516209400	Other fat & oils of soya beansand their fractions	0	2	0	2
1516209500	Hydrogenated castor oil (opal wax)	4 048	19 419	7 536	60 997
1516209600	Refined, bleached and deodorised (RBD)palm kernel stearin only	911	28 896	10 318	83 963
1516209700	Hydrogenated & RBD palm kernel stearinor olein	1 600	182 780	5 735	202 490
1516209800	Oth fat & oils of ground-nuts, palm oilor coconuts and their fractio	8 947	243 006	18 781	505 008
1516209900	Oth vegetable fats and oils and theirfractions	111 653	3 112 584	149 146	4 214 071
1517100000	Margarine,excl. liquid margarine	86 674	1 004 461	171 504	1 945 437
1517902000	Liquid margarine	0	148 680	0	415 238
1517903000	Margarine of a kind use as mouldrelease preparations	245	245	3 550	3 550
1517904300	Shortening	82 764	833 671	225 348	1 560 916
1517905000	Solid mixtures or prep of vegetable fats or oils or of their fractions	2 000	378 636	19 560	523 304
1517906200	Liquid mixtures or prep of crude palmoil predominates	158 220	1 118 906	381 310	2 472 132
1517906700	Liquid mixtures or prep of soya-beanoil predominates	0	16 935	0	43 254
1517906900	Liquid mixtures or prep of oth vegetablefats/oil predominates	63 694	297 359	123 052	616 850
1517909000	Oth edible mixtures or prep of animal or vegetable fats or oils	243 635	3 257 006	698 290	17 342 856
1518001200	Animal fats&oils,boiled,dehydrated,oxidasd,sulphurisd,blown,poly	35 644	100 222	134 917	316 358
1518001400	Ground-nut,soya-bean, palm/ coconut oilboiled,dehydrated,oxidasd	181 045	2 950 279	245 947	4 916 039
1518001500	Linseed oil&its fract,boiled, oxidised,dehydrated,sulphurised,blown,	73	24 299	85	41 617
1518001600	Olive oil&its fract, boiled, oxidised,dehydrated,sulphurised,blown,	14 619	97 222	8 028	60 532
1518001900	Oth vegetbl fat&oils&their fract,boiled,dehydrate,sulphurise,blown,	78 550	1 135 037	70 642	1 592 287
1518002000	Inedible mixtures/ preparation of animalfats/ oils or of different fat	96 000	879 510	127 840	1 297 544
1518003500	Inedible mixtures/preparations of ground-nuts fats/ oils/ of differer	0	127 980	0	189 081
1518003600	Inedible mixtures/ preparations of soya-beans/ coconuts fats/ oils/ o	48 000	863 374	70 080	1 295 976
1518003900	Inedible mixtures/preparations of othervegetable fats/ oils/ of diffe	3	1 101 718	269	3 506 223
1518006000	Inedible mixture/ preparations of animal/ vegetable fats/ oils/ of the	575	49 974	2 467	295 501
1520001000	Crude glycerol	0	150 311	0	145 246
1520009000	Glycerol waters & glycerol lyes	52	9 177	1 934	92 794
1521100000	Vegetable waxes(oth.than triglycerides)whether or not refined or o	11 188	318 937	108 977	1 540 585
1521901000	Beeswax & oth insect waxes,whether/ notrefined or colored	0	3 653	0	33 753
1522009000	Residues resulting from the treatment offatty substan or animal/v	56	311 572	2 626	1 078 567
1601001000	Sausags&smilar prdct of meat,meat offal/ blood,prepare of it,in air	160 633	677 189	342 329	1 451 971
1601009000	Sausags&smilar prdct of meat,meat offal/ blood, not in airtight con	50 500	259 765	112 912	654 508
1602109000	Homogenised preparation of meat, offal/ blood,not cont pork,not i	0	6 860	0	8 600
1602329000	Oth prepared/preserved meat, offal/ bloodof fowls of species gallu	0	20 369	0	66 677
1602390000	Oth prepared/preserved meat,offal/ bloodof oth poultry of head 0	162	39 157	746	192 955
1602411000	Hams & cuts thereof of swine,in airtight containers	0	25 820	0	63 442

I.3. IMPOR MENURUT KOMODITI / IMPORT BY HS COMMODITY
***** AGUSTUS/ AUGUST 2013 *****

HS	Uraian Komoditi Commodity Description	Berat Bersih / Net Weight (Kg)		Nilai / Value C.I.F (US\$)	
		Bulan ini Current Month	Kumulatif Cum.Jan. to date	Bulan ini Current Month	Kumulatif Cum.Jan. to date
1602421000	Shoulders & cuts thereof of swine, in airtight containers	0	9 615	0	12 000
1602429000	Shoulders & cuts thereof of swine, not in airtight containers	0	10 058	0	12 540
1602491100	Luncheon meat of swine, in airtight containers	0	187 640	0	216 848
1602491900	Luncheon meat of swine, not in airtight containers	0	30 429	0	103 091
1602499900	Oth prepared meat, meat offal/ blood of swine, not in airtight containers	3 999	124 874	13 104	357 774
1602500000	Oth prepared/ preserved meat, offal/ blood of bovine animals	111 960	1 212 064	590 619	6 142 446
1602909000	Oth prepared/ preserved meat, offal/ blood of any animal	0	2 059	0	703
1603001000	Extracts & juices of chicken, w/ herbs	15 221	201 725	73 124	631 472
1603003000	Extracts & juices of oth meat, fish/ crusta, molluscs/ aquatic invertebr	0	74 700	0	77 131
1603009000	Extracts & juices of oth meat, fish/ crusta, molluscs/ aquatic invertebr	3 261	7 652	18 748	183 845
1604111000	Salmon, whole/ in pieces, not in minced, in airtight containers	0	4 031	0	20 590
1604131100	Sardines, whole/ in pieces, not in minced, in airtight containers	24 081	83 905	96 880	330 365
1604139100	Sardinella & brisling/ sprats, whole/ in pieces, not in minced, in airtight containers	69 724	820 103	127 592	1 222 203
1604139900	Sardinella & brisling/ sprats, whole/ in pieces, not in minced, not in airtight containers	842	842	1 927	1 927
1604141100	Tunas, whole/ in pieces, not in minced, in airtight containers	13	109 338	72	592 227
1604149000	Tunas, skipjack, bonito, whole/ in pieces, not in minced, not in airtight containers	0	95 700	0	619 920
1604151000	Mackerel, whole/ in pieces, not in minced, in airtight containers	22 739	335 453	91 478	975 649
1604159000	Mackerel, whole/ in pieces, not in minced, not in airtight containers	140 520	750 533	173 163	1 009 976
1604179000	Eel, whole/ in pieces, not in minced, not in airtight containers	0	41	0	49
1604199000	Oth fish, whole/ in pieces, not in minced, not in airtight containers	344	344	206	206
1604202900	Fish sausages, not in airtight containers	0	70 143	0	56 488
1604209310	Fish & shrimp ball, frozen, boiled or steamed	3 666	286 548	9 308	610 555
1604209390	Oth frozen minced fish, boiled/ steamed	46 417	462 233	117 259	1 468 451
1604209900	Other prepared/ preserved fish, not in airtight containers	53 025	540 443	164 044	1 734 391
1604310000	Caviar	0	1 071	0	47 636
1604320000	Caviar substitutes prepared from fish egg	3 524	12 899	2 738	11 273
1605109000	Crabs, prepared, not in airtight containers	8 824	43 577	118 076	203 927
1605211000	Shrimps paste, not in airtight containers	28	9 640	81	60 864
1605219020	Shrimp breaded, not in airtight containers	0	13	0	13
1605219090	Other prepared shrimps & prawns, not in airtight containers	166	39 829	979	288 120
1605299020	Shrimp breaded, in airtight containers	0	48 596	0	103 073
1605299090	Other prepared shrimps & prawn, in airtight containers	0	1 586	0	5 666
1605300000	Lobster, prepared/ preserved	0	7	0	13
1605400000	Oth crustaceans, prepared/ preserved	0	12 850	0	32 799
1605510000	Oysters, prepared/ preserved	0	11	0	18
1605520000	Scallops, incl queen scallops, prepared/ preserved	0	6 879	0	9 547
1605540000	Cuttle fish & squid, prepared/ preserved	0	15 297	0	31 972
1605550000	Octopus, prepared/ preserved	0	9 796	0	12 615
1605560000	Clams, cockles & arkshells, prepared/ preserved	0	1 910	0	16 265
1605590000	Oth molluscs, prepared/ preserved	0	94	0	2 149
1605630000	Jellyfish, prepared/ preserved	0	998	0	1 309
1701130000	Cane sugar, raw, not added flavour/ colour	0	68 500 000	0	32 610 900
1701140000	Oth cane sugar, raw, not added flavour/ colour	223 047 000	2 137 723 331	110 980 149	1 123 823 458
1701991100	Refined sugar, white	640 007	51 955 587	420 730	30 845 648
1701991900	Refined sugar, oth than white	0	8	0	14
1701999000	Chemically pure sucrose, in solid form	500 084	500 303	264 453	264 912
1702110000	Lactose & lactose syrup, lactose 99%, anhydrous lactose, calculated	954 125	15 676 696	1 640 548	31 245 113
1702190000	Lactose & lactose syrup, lactose < 99%	404 847	2 846 137	627 469	5 200 299
1702200000	Maple sugar & maple syrup	1 826	23 685	4 068	45 618
1702301000	Glucose, no fructose or in dry state w/ fructose < 20%	3 646 102	35 912 137	2 610 662	24 886 165
1702302000	Glucose syrup, no fructose / in dry state w/ fructose < 20%	2 607 325	42 705 193	1 423 129	22 222 033
1702400000	Glucose & glucose syrup, containing 20% fructose < 50%, excl invert	178 650	1 792 530	110 292	1 329 235
1702500000	Chemically pure fructose	294 928	3 693 779	386 836	4 490 144
1702601000	Fructose, in dry state w/ fructose > 50% excl invert sugar	25 310	512 711	44 891	483 638
1702602000	Fructose syrup, in dry state w/ fructose > 50%, excl invert sugar	2 620 868	32 270 933	1 403 168	17 866 611
1702901100	Chemically pure maltose, in dry state w/ fructose 50%	74 000	9 004 603	48 904	5 529 695
1702901900	Maltose syrup, in dry state w/ fructose 50%	1 485 158	8 655 933	960 219	5 693 158
1702902000	Artificial honey, whether/ not mixed with natural honey, in dry w/ fructose	35 003	300 769	96 020	922 759
1702903000	Flavoured/ coloured sugars (excl maltose), fructose 50%	87	11 582	146	47 462
1702904000	Caramel, fructose 50%	182 690	3 123 130	254 241	3 774 399
1702909100	Syrup of sugar, in dry state w/ fructose 50%	0	141 986	0	246 672
1702909900	Other sugar, incl invert sugar and sugar syrup blends, in dry w/ fructose	759 285	6 792 875	959 085	8 653 427
1703109000	Cane molasses, not added flavour/ colour	0	141	0	1 052
1703909000	Oth molasses result from extract/ refining of sugar, not add flavour/ colour	0	67 909 400	0	14 248 090
1704100000	Chewing gum, whether/ not sugar-coated	9 884	282 441	10 924	1 175 521
1704901000	Medicated pastilles & drops	101 632	730 076	400 919	4 441 167
1704902000	White chocolate, not containing cocoa	6 542	66 954	25 907	372 180
1704909100	Oth sugar confectionery, not cont. cocoa, soft, cont gelatin	61 231	1 951 860	221 417	7 313 328
1704909900	Oth sugar confectionery, not cont. cocoa, oth soft, cont gelatin	477 108	3 793 416	1 451 940	10 716 797
1801000000	Cocoa beans, whole/ broken, raw/ roasted	3 178 752	19 507 154	7 742 816	48 521 453
1803100000	Cocoa paste, not defatted	0	173 544	0	667 453

I.3. IM POR MENURUT KOMODITI / IM PORT BY HS COM M ODITY
***** AGUSTUS/ AUGUST 2013 *****

HS	Uraian Komoditi Commodity Description	Berat Bersih / Net Weight (Kg)		Nilai / Value C.I.F (US\$)	
		Bulan ini Current Month	Kumulatif Cum.Jan. to date	Bulan ini Current Month	Kumulatif Cum.Jan. to date
1803200000	Cocoa paste,wholly/partly defatted	74 300	6 214 848	226 676	19 821 733
1804000000	Cocoa butter,fat & oil	157	40 670	4 971	186 404
1805000000	Cocoa powder,not containing add sugar or other sweetening matt	254 903	8 030 581	787 441	33 756 906
1806100000	Cocoa powder,containing add sugar or oth sweetening matter	128 641	2 359 181	219 706	2 665 863
1806201000	Chocolate confectionary in blocks, slab/ bars,weight>2kg	79 441	1 332 055	251 937	4 620 936
1806209000	Other chocolate, liquid,paste,granular/ oth bulk form,packing>2kg	79 518	762 038	276 378	2 449 943
1806311000	Filled chocolate confectionary in blocks,slabs,bars,weight_2kg	5 637	401 127	56 472	2 818 945
1806319000	Other chocolate,in blocks,slabs,bars,filled,weight_2kg	6 666	265 255	7 701	612 031
1806321000	Chocolate confectionary in blocks,slabsbars,not filled,weight_2kg	24 171	480 921	124 507	2 713 120
1806329000	Other chocolate,in blocks,slabs,bars,not filled,weight_2kg	11 722	77 177	13 402	215 945
1806901000	Chocolate confectionary in tablets orpastilles	1 234	272 969	10 122	1 270 041
1806903000	Food preparations of flour,meal,starch,malt extract, cont 40%_coc	0	49	0	1 297
1806909000	Oth chocolate and food preparation contcocoa	91 140	1 999 184	1 035 908	16 817 395
1901101000	Preparations for infant use of maltextract, for retail sale	30	15 015	175	53 991
1901102000	Preparations for infant use of goods ofhead 04.01-04.04, for retail	76 972	1 652 188	845 614	17 974 159
1901103000	Preparations for infant use of soya bean powder, for retail sale	372 177	4 189 100	1 085 476	11 909 003
1901109100	Medical foods, preparations for infantuse, for retail sale	10 007	43 404	355 392	869 513
1901109900	Oth preparations for infant use,w/ cocoa<40%, for retail sale	11 112	973 601	50 242	3 776 595
1901201000	Mixes & doughs of flour, groats, meal,starch/ malt extract, not con	37 047	357 584	153 392	1 035 576
1901202000	Mixes & doughs of flour, groats, meal,starch/ malt extract, contain	0	3 492	0	6 623
1901203000	Oth mixes and doughs for prep. ofbakers wares, not containing coi	135 153	982 149	358 463	2 416 457
1901204000	Oth mixes and doughs for prep. ofbakers wares, containing cocoa	0	18 777	0	46 715
1901902000	Malt extract	1 241 096	16 289 313	2 505 745	39 101 069
1901903100	Filled milk, of goods of heading04.01 to 04.04	26 179	1 208 787	205 442	4 152 243
1901903200	Oth than filled milk, containing cocoapowder of goods of head. 04	311 468	3 303 204	1 689 195	15 601 090
1901903900	Oth of goods of heading 04.01 to 04.04	1 194 115	5 900 384	6 337 045	36 209 052
1901904100	Oth soya based preparation, in powderform	0	39 487	0	156 234
1901904900	Oth soya based preparations, in otherform	14 181	96 785	37 759	179 913
1901909100	Oth soya based preparation Medical foods	0	1 281	0	18 085
1901909990	Oth than kerupuk of shrimps	593 795	3 284 544	2 277 615	11 194 728
1902110000	Uncooked pasta, not stuffed/ otherwiseprepared, containing eggs	68 624	817 185	84 191	909 168
1902192000	Uncooked pasta,not stuffed/ otw prep.notcont.eggs,rice vermicelli	12 480	169 042	20 976	235 495
1902193000	Uncooked pasta,not stuffed/ otw prep.notcont. eggs, transparent v	135 000	767 558	141 750	853 125
1902194000	Uncooked pasta, not stuffed/ otherwiseprepared, not containing ei	6 099	77 303	23 283	246 742
1902199000	Uncooked pasta, not stuffed/ otherwiseprepared, not containing ei	202 616	1 895 944	268 303	2 656 770
1902201000	Stuffed pasta with meat or meat ofal,whether or not cooked or oi	0	178 217	0	669 958
1902203000	Stuffed pasta w/ fish,crustaceans/molluscs,whether/ not cooked/	0	7 520	0	30 739
1902302000	Oth pasta, instant rice vermicelli	1 354	31 007	5 567	329 183
1902303000	Oth pasta, transparant vermicelli	110 825	2 189 078	115 843	2 418 504
1902304000	Oth pasta, oth instant noodles	65 467	892 809	228 740	3 155 794
1902309000	Oth pasta,not instant rice vermicelli,transp vermicelli,oth instant n	32 552	604 449	64 910	1 103 887
1902400000	Couscous	1 439	12 507	2 646	23 114
1903000000	Tapioca&substitutes thf prep fr starch,in flake,grain,pearl,sifting/ s	13 240	246 906	27 666	207 552
1904101000	Prep food obtain by the swell/roastingof cereals/ cereal products, c	363 637	3 342 607	1 192 547	10 607 701
1904109000	Prep food obtain by the swell/roastingof cereal/ cereal product,not	106 308	1 323 382	409 356	4 395 328
1904201000	Prepared foods obtained from unroastedcereal flakes	0	67 582	0	138 206
1904209000	Prep food obtain fr mixture f unroastedcereal flake and roast cer fl	13 832	152 512	31 612	433 527
1904901000	Rice preparations, includingpre-cooked rice	11 154	99 576	34 930	292 317
1904909000	Oth prepared foods obtainedof cereals or cereal products	18 254	86 645	56 670	266 767
1905100000	Crispbread	12 735	81 847	25 896	183 940
1905200000	Gingerbread and the like	0	147	0	1 503
1905311000	Sweet biscuits not containing cocoa	147 157	1 876 733	575 889	5 419 535
1905312000	Sweet biscuits containing cocoa	66 039	928 265	341 465	5 203 686
1905320000	Waffles and wafers	89 594	1 884 294	269 739	6 883 624
1905401010	Rusk,toastd bread & sim toasted product,bread crumb nosugar,ho	114 151	1 634 784	130 086	2 135 143
1905409000	Rusk,toastd bread & sim toasted product,bread crumb w/ sugar,hc	35 795	142 425	103 304	433 668
1905902000	Other unsweetened biscuits	8 505	37 094	27 698	228 416
1905903000	Cakes	17 838	385 419	67 780	1 343 282
1905904000	Pastries	7 966	28 922	8 837	45 790
1905905000	Flouriess bakers' wares	0	178	0	2 695
1905908000	Other crisp savoury food products	101 946	962 043	588 983	5 391 659
1905909000	Other baker wares	286 879	2 871 647	673 253	6 821 248
2001100000	Cucumbers and gherkins,prepared orpre served by vinegar or acet	18 142	86 908	22 381	120 739
2001901000	Onions, prepared/preserved byvinegar or acetic acid	1 505	26 916	3 108	81 285
2001909000	Oth vegetable,fruit,nuts,edible part ofplant prep/ presv by vinegar/	10 995	4 145 262	35 306	1 960 538
2002101000	Tomatoe,cooked otw than by steam/boilingin water not prep/pres	13 129	205 301	12 682	180 615
2002109000	Tomatoe,not cooked otw thn by steam/boilin water not prep/pres	19 651	131 653	22 049	78 974
2002901000	Tomato paste,not prepared or preservedby vinegar or acetic acid	379 162	7 184 159	342 275	6 552 299
2002902000	Oth tomato powder,prepared/preservedotherwise than by vinega	329	9 101	2 101	36 824
2002909000	Other tomatoes, prepared/preservedotherwise than by vinegar/ac	0	258 359	0	263 658
2003100000	Mushrooms of the genus agaricus, notprep/presrvd by vinegar/ar	55 137	1 283 239	76 179	1 323 032

I.3. IM POR M ENURUT KOM ODITI / IM PORT BY HS COM M ODITY
***** AGUSTUS/ AUGUST 2013 *****

HS	Uraian Komoditi Commodity Description	Berat Bersih / Net Weight (Kg)		Nilai / Value C.I.F (US\$)	
		Bulan ini Current Month	Kumulatif Cum.Jan. to date	Bulan ini Current Month	Kumulatif Cum.Jan. to date
2003901000	Truffles, not prepared/preserved byvinegar or acetic acid	0	2 206	0	114 803
2003909000	Oth mushrooms, not prepared/preservedby vinegar or acetic acid	18 908	155 137	9 696	199 269
2004100000	Potatoes, frozen, not preprd/preservedby vinegar or acetic acid	1 661 417	17 937 545	2 058 166	21 249 413
2004909000	Oth vegetables & mixtures of vegetables,frozn,prep/ presrv by vine	949	1 718 429	5 957	1 985 892
2005101000	Homogenis vegetabl in airtightcontainernot frozn,not prep/ presrv	0	2 000	0	14 585
2005109000	Hmgnis vegetbl not in airtightcontainernot frozn,not prep/ presrv t	0	112 555	0	239 567
2005201100	Potatoe chip&stick in airtightcontainernot frozn,not prep/ presrv b	0	36 669	0	256 064
2005209100	Other potatoes in airtight containers,not frozn,not prep/ presrv by	51 747	90 695	127 097	325 563
2005209900	Other potatoe,not in airtightcontainrsnot frozn,not prep/ presrv by	4 807	30 419	36 972	228 831
2005400000	Peas (pisum sativum), not frozen,notprepard/ preservd by vinegar/	952	864 394	416	493 303
2005510000	Beans,shelled, not frozen, not preparedor preserved by vinegar or	0	77 268	0	137 800
2005599000	Oth bean not in airtightcontnr,notfroznnot prep/ presrv by vinegar.	11 340	101 719	14 448	178 468
2005600000	Asparagus, not frozen, not preparedor preserved by vinegar or ace	18 060	181 485	13 110	159 703
2005700000	Olives, not frozen, not preparedor preserved by vinegar or acetic e	3 273	24 420	16 388	69 411
2005800000	Sweet corn-zea mays var.saccharata,notfrozen,not prep by vinegar	147 903	1 173 014	141 665	1 444 319
2005910000	Bamboo shoots,not frozen,not preparedby vinegar/ acid	17 222	53 853	12 864	39 600
2005991000	Oth vegetabl& mixtr of veqt in airtightcontainr,not frozn,not prep t	4 366	56 824	162 753	1 306 243
2005999000	Oth vgtbl& mixtr of veqt not in airtghtcontainr,not frozn,not prep b	43 053	683 391	89 662	1 581 249
2006000000	Vegetables,fruit,nuts,fruit-peel & oth parts of plants,preserved by s	10 122	155 573	103 752	938 523
2007100000	Jams, fruit jellies, marmalades, fruit/nut, homogenised preparatioi	15 988	417 613	17 774	1 086 897
2007910000	Citrus fruit	0	4 517	0	11 136
2007991000	Fruit pastes oth than of mango,pineapples or strawberries	183 449	3 420 545	222 412	3 534 638
2007999000	Fruit pastes of mango, pineapplesor strawberries	234 506	2 480 416	285 621	4 355 484
2008111000	Roasted ground nuts, othwise prepared/ preserved	14 769	404 988	33 523	953 850
2008112000	Peanut butter, othwise prepared/ preserved	0	394 640	0	1 377 403
2008119000	Oth ground nuts, othwise prepared/ preserved	22 014	283 484	49 462	668 404
2008191000	Cashew, incl. mixtures,othwiseprepared or preserved	3 430	23 809	7 337	96 513
2008199000	Other nuts and seeds, othwiseprepared or preserved	78 003	1 022 016	253 593	4 495 591
2008200000	Pineapples, othwise prepared/ preserved	0	52 884	0	57 200
2008301000	Citrus fruit,added sugar/ oth.sweetningmatter or spirit,otw prepar	0	434 580	0	473 799
2008309000	Citrus fruit, no sugar/ oth.sweetningmatter or spirit,otw prepared/	355 799	4 726 538	371 821	5 146 997
2008401000	Pears,added sugar/ oth.sweeteningmatter or spirit,otw prepared/p	0	26 480	0	47 762
2008501000	Apricots,cont added sugar/ oth sweetnigmatter/ spirit otw prepare	0	7 457	0	10 241
2008509000	Apricots,no sugar/ oth sweetnigmatter/ spirit otw prepared/preser	1 153	4 200	5 858	21 240
2008601000	Cherries,cont added sugar/ oth sweetnigmatter/ spirit otw prepare	32 414	285 027	97 841	723 266
2008701000	Peaches,cont added sugar/ oth sweetningmatter/ spirit otw prepar	30 302	308 899	46 310	523 756
2008709000	Peaches, no sugar/ oth sweetningmatter/ spirit otw prepared/prese	2 563	20 279	7 883	74 930
2008801000	Strawberrie,cont added sugar/ oth sweetmatter/ spirit otw prepare	0	1 726	0	6 708
2008809000	Strawberrie, no sugar/ oth sweeteningmatter/ spirit otw prepared/	0	182	0	894
2008930000	Cranberries, otherwise prep/preserved,whether or not containing	707	1 363	3 581	6 943
2008971000	Mixture of stem,root& oth edible partofplant not incl fruit/nut,otw	0	15 418	0	18 426
2008972000	Mxtre oth of stem,root& oth edible partofplant notincl fruit/nut,ot	15 151	326 078	24 313	453 081
2008979000	Oth mixtures othwise prep./ preserved	1 620	31 078	8 204	110 671
2008991000	Lychees, othwise prepared or preserved	117 988	709 539	81 428	830 148
2008992000	Longans, othwise prepared or preserved	0	44 553	0	75 599
2008993000	Stem,root& oth.edible part of plant notinc friuts or nuts, otw prep/	132 133	1 024 510	220 604	1 487 668
2008994000	Othwise prepared or preserved,added sugar/ sweetening matter o	26 228	262 535	14 482	957 591
2008999000	Othwise prepared or preserved, notadded sugar/ sweetening matt	16 114	327 852	56 482	475 715
2009110000	Orange juice, frozen	557 801	4 342 012	1 077 351	8 595 335
2009120000	Orange juice, not frozen, of a brixvalue not exceeding 20	22 542	405 446	38 211	447 463
2009190000	Other orange juice	15 406	19 102	38 012	45 328
2009210000	Grapefruit (including pomelo) juice,of a brix value not exceeding 2	0	55 010	0	48 790
2009290000	Other grapefruit juice	9 770	242 302	89 308	1 279 741
2009310000	Juice of any other single citrusfruit, of a brix value not exceeding 2	0	5 320	0	27 114
2009390000	Other juice of any other single citrusfruit	2 457	47 119	4 072	338 133
2009410000	Pineapple juice, of a brix value notexceeding 20	0	25 040	0	26 932
2009490000	Other pineapple juice	276	126 913	494	167 977
2009500000	Tomato juice	3 860	233 880	5 866	146 618
2009610000	Grape juice (including grape must),of a brix value not exceeding 20	43 517	310 772	88 518	453 487
2009690000	Other grape juice	673	860 421	789	2 740 616
2009710000	Apple juice, of a brix value notexceeding 20	0	228 748	0	225 663
2009790000	Other apple juice	80 840	824 763	167 464	1 769 022
2009819000	Cranberry juice not for infant use	0	88 402	0	167 704
2009891000	Blackcurrant juice	0	243	0	682
2009899900	Oth juice of any oth single fruit /vegetables not for infant use	12 725	275 632	148 959	822 340
2009901000	Mixtures of juices for instant use	0	24	0	204
2009909000	Mixtures of juices not for instant use	79 773	1 868 032	83 929	2 096 016
2101111000	Instant coffee	599 654	10 237 508	4 447 304	60 179 272
2101119000	Extracts, essences and concentratesoth than coffee	41 889	262 484	173 788	1 098 944
2101129000	Prep w/ basis extroct,esenc/ conctrts/ w/ basis coffee,oth thn mxtr ii	28 699	422 663	123 116	1 950 851
2101201000	Tea preprtn consisting of a mixtureof tea, milk powder and sugar	5 462	114 328	37 611	478 537

I.3. IM POR MENURUT KOMODITI / IM PORT BY HS COM M ODITY
***** AGUSTUS/ AUGUST 2013 *****

HS	Uraian Komoditi Commodity Description	Berat Bersih / Net Weight (Kg)		Nilai / Value C.I.F (US\$)	
		Bulan ini Current Month	Kumulatif Cum..Jan. to date	Bulan ini Current Month	Kumulatif Cum..Jan. to date
2101209000	Oth extract,essence,concentrate, of teaar mate & prep. milk powc	303 792	1 301 545	1 808 841	8 983 760
2101300000	Roasted chicory&oth.roasted coffee substitute,extract,essence&cc	0	426	0	3 280
2102100000	Active yeasts	198 060	2 560 344	551 677	6 787 170
2102200000	Inactive yeasts; oth single-cell microorganisms, dead	456 919	6 233 415	528 003	5 008 302
2102300000	Prepared baking powders	345 312	3 179 786	844 603	9 972 854
2103100000	Soya sauce	576 208	6 771 129	441 204	6 421 273
2103200000	Tomato ketchup and other tomato sauces	47 065	483 708	64 795	968 930
2103300000	Mustard flour & meal & prepared mustard	8 313	39 747	30 688	186 307
2103901000	Chilli sauce	409	5 755	690	12 106
2103903000	Fish sauce	91 450	812 139	82 162	795 495
2103904000	Oth mixed condiments and mixedseasonings, including belachan	0	53 883	0	132 136
2103909000	Oth sauces and preparations therefor;mustard flour & meal & prej	631 660	10 614 253	1 862 651	29 042 403
2104101900	Soups and broths & preparationtherefor cont meat not for infant t	2 769	47 842	3 796	128 615
2104109100	Soups and broths & preparationtherefor not cont meat for infant t	0	10 000	0	33 301
2104109900	Soups and broths & preparationtherfor not cont meat notfor infan	7 110	247 293	25 166	871 658
2104201100	Homogenised composite food preparation,containing meat for infai	0	1 916	0	17 319
2104201900	Homogenised composite food preparation,containing meat not for	0	1 599	0	2 331
2104209900	Homogenised composite food preparation,not containing meat not	0	8 822	0	19 785
2105000000	Ice cream and other edible ice, whetheror not containing cocoa	290 911	2 006 475	987 110	6 535 620
2106100000	Protein concentrates and texturedprotein substances	753 262	8 865 774	1 663 982	17 467 081
2106901000	Dried bean curd and bean curd sticks	6 934	88 561	11 139	129 080
2106902000	Flavoured or colored syrups	70 254	1 246 634	247 954	4 544 222
2106903000	Non-dairy creamer	4 567 195	52 006 267	8 883 815	95 903 811
2106904100	Autolysed yeast preparations in powderform	147 310	823 673	864 558	6 097 913
2106904900	Autolysed yeast preparations not in powder form	92 085	522 168	326 006	1 716 863
2106905100	Non-alcoholic prep of raw material forthe manufact of composite i	22 347	248 389	200 360	1 888 910
2106905200	Non-alcoholic composite concentrts forsimple dilution w/ water tc	425 111	3 203 275	3 971 794	48 321 288
2106905300	Ginseng based products	7 225	53 530	34 755	608 254
2106905900	Other non-alcoholic preparations use formaking / manufacturing b	251 326	6 304 042	1 457 815	26 953 918
2106907000	Food supplements	267 174	6 530 984	6 146 963	84 616 604
2106908000	Fortificant premixes	94 000	671 909	191 000	2 700 272
2106909100	Oth mixtures of chemicals/oth substancesof a kind used for food p	83 326	622 796	122 682	964 358
2106909200	Ginseng based preparations	1 665	10 241	53 027	360 845
2106909300	Foods preparations for lactase deficientinfants	100	500	1 466	6 864
2106909400	Other food preparations for infant use	0	581 860	0	6 851 592
2106909500	Seri kaya	0	7 374	0	48 764
2106909600	Other medical foods	15 153	59 438	159 953	657 114
2106909800	Other flavouring preparations	126 823	1 446 606	686 334	8 606 644
2106909990	Other food preparations not elsewherespecified or included	563 210	8 606 511	2 168 522	65 755 161
2201100010	Mineral waters	107 771	754 212	87 667	499 163
2201100020	Aerated waters	0	2 881	0	1 614
2201901000	Ice and snow	0	33	0	304
2201909090	Other waters not containing added sugaror oth sweetening matter	0	12 859	0	14 666
2202101000	Sparkling mineral waters and aeratedwaters, flavoured	9 616	162 313	10 956	213 849
2202109000	Other waters, containing added sugar/oth sweetening or flavoure	782 818	24 666 725	760 858	16 380 885
2202901000	Flavoured uht milk drinks	153 415	1 326 021	240 533	1 997 229
2202902000	Soya milk drinks	175 229	3 514 947	121 008	2 669 279
2202903000	Oth non-aerated beverage ready forimmediate consumption withc	1 034 021	22 635 627	1 013 560	18 630 499
2202909000	Oth non-alcoholic beverages, excludingfruit or vegetable juices	1 960 696	36 531 364	1 374 640	20 362 068
2203001000	Beer made from malt, Stout and porter	0	1 491	0	13 821
2203009000	Other beer made from malt,inclusing ale	0	70 988	0	160 872
2204100000	Sparkling wine	0	4 944	0	71 744
2204211100	Wine, in containers <= 2 l, alcoholicstrength by volume <= 15%	0	19 078	0	223 266
2204212100	Grape must,in container <=2 l,alcoholicstrength by volume <= 15%	0	8 970	0	111 624
2204212200	Grape must,in container <=2 l,alcoholicstrength by volume > 15%	0	366	0	5 341
2204291100	Wine, in containers > 2 l, alcoholicstrength by volume <= 15%	0	74 339	0	311 433
2204301000	Other grape must, alcoholic strength byvolume <= 15%	15 716	170 605	23 097	750 464
2205101000	Vermouth & oth wine,in container <=2 l,alcoholic strength by volu	0	80	0	1 243
2205102000	Vermouth & oth wine,in container <=2 l,alcoholic strength by volu	0	680	0	5 219
2206002000	Sake (rice wine)	0	10 066	0	34 279
2207100000	Undenatured ethylalcohol of alcoholic	27 909	168 624	89 644	1 012 231
2207201100	Ethyl alcohol of an alcoholic strength	10 463	25 931	56 406	97 427
2207201900	Oth denatured ethyl alcohol, including	0	44 795	0	50 002
2207209000	Other ethyl alcohol and other spirits	0	2 174	0	9 793
2208205000	Brandy	0	448	0	4 127
2208209000	Other spirits obtained by distilling	0	31 067	0	423 640
2208300000	Whiskies	630	308 287	12 960	3 096 726
2208400000	Rum & oth spirit obtained by	0	18 099	0	136 068
2208500000	Gin & geneva	0	25 866	0	250 360
2208600000	Vodka	14	60 270	298	493 842
2208700000	Liqueurs & cordials	0	16 561	0	191 702

I.3. IMPOR MENURUT KOMODITI / IMPORT BY HS COMMODITY
***** AGUSTUS/ AUGUST 2013 *****

HS	Uraian Komoditi Commodity Description	Berat Bersih / Net Weight (Kg)		Nilai / Value C.I.F (US\$)	
		Bulan ini Current Month	Kumulatif Cum.Jan. to date	Bulan ini Current Month	Kumulatif Cum.Jan. to date
2208908000	Bitters & similar beverages of analcoholic strength by volume > 57	0	68	0	410
2208909000	Other spirituous beverages	0	16 341	0	175 669
2209000000	Vinegar and substitutes for vinegar obtained from acetic acid	79 453	641 819	95 537	802 906
2301100000	Flours, meals & pellets, of meat / meatoffal; greaves	5 699 495	46 858 173	4 766 614	40 667 282
2301201000	Flours,meal&pellet,of fish w/ a proteincontent weight <60%/ crust	1 324 345	15 990 571	1 478 571	16 804 185
2301202000	Flours,meal&pellet,of fish w/ a proteincontent weight >=60%/ cru:	2 509 463	15 319 558	3 349 424	22 884 529
2301209000	Oth flours,meals&pellets unfit for humanconsumpsion	2 897 490	25 478 184	3 369 347	30 289 168
2302100000	Bran, sharps and other residues of maize(corn)	183 806	2 554 190	159 428	2 285 696
2302300000	Bran, sharps and other residues of wheat	23 560	3 768 916	7 368	1 527 213
2302500000	Bran, sharps and other residues ofleguminous plants	265 200	7 255 480	104 438	2 857 409
2303101000	Residues of starch manufacture of manioc(cassava) or sago	0	21 015	0	48 335
2303109000	Other residues of starch and similarresidues	18 754 538	162 304 011	12 741 463	122 257 945
2303300000	Brewing or distilling dregs and waste	15 019 564	160 164 702	5 248 708	59 012 904
2304001000	Defalted soya been flour, fit for humanconsumpsion	76 635	987 980	31 678	691 738
2304009000	Oil-cake&other solid residues, fromextraction of soyabean oil	165 213 906	2 198 196 578	89 340 629	1 205 489 709
2306411000	Oil-cake and other solid residues of lowerucic acid rape seeds	924 814	43 780 075	270 719	14 388 035
2306412000	Oil-cake and other solid residues of lowerucic acid colza seeds	0	1 001 810	0	395 593
2306491000	Oil-cake and other solid residues of othrape seeds	7 754 094	59 672 110	2 354 650	19 226 198
2306492000	Oil-cake and other solid residues of othcolza seeds	0	139 030	0	54 113
2306500000	Oil-cake and other solid residues ofcoconut/ copra	130 000	855 000	8 606	51 780
2306901000	Oil-cake and other solid residues ofmaize (corn) germ	4 013 649	23 948 936	2 559 836	17 195 306
2306909000	Other oil-cake and other solid residues	568 780	21 043 560	131 631	4 567 946
2308000000	Vegetable materials and waste, residuesof a kind used in animal fe	602 164	1 651 127	220 671	680 760
2309101000	Dog or cat food, put up for retail sale,containing meat	657 678	9 674 380	795 143	11 593 411
2309109000	Dog or cat food, put up for retail sale,not containing meat	789 205	10 450 551	1 327 389	13 575 855
2309901100	Complete feed of a kind suitable forpoultry	96 600	1 357 700	64 679	978 895
2309901200	Complete feed of a kind suitable forswine	2 849 161	31 449 274	1 208 852	12 948 303
2309901300	Complete feed of a kind suitable forprawns	302 389	3 115 316	324 708	3 092 843
2309901400	Complete feed of a kind suitable forprimates	0	57 589	0	43 379
2309901900	Other complete feed	68 394	1 225 254	131 304	1 459 362
2309902000	Premixes, feed supplements and feedadditives for animal	3 449 071	83 472 776	8 940 350	89 448 601
2309903000	Other preparations of a kind used inanimal feeding, containing me	18 156 329	175 213 654	13 137 019	130 673 424
2309909000	Other preparations of a kind used inanimal feeding, not containing	15 000 975	112 674 492	12 546 215	95 063 243
2401101000	Virginia tobacco, not stemmed/ stripped,flue-cured	4 066 357	16 793 297	15 963 121	64 288 964
2401102000	Virginia tobacco, not stemmed/ stripped,not flue-cured	0	66 066	0	818 184
2401104000	Burley tobacco, not stemmed/ stripped	150	1 411 715	570	6 068 322
2401105000	Oth tobacco, not stemmed/ stripped,flue-cured	15 840	679 061	111 355	3 467 921
2401109000	Oth tobacco, not stemmed/ stripped, notflue-cured	720 541	11 843 123	4 324 631	73 795 431
2401201000	Virginia tobacco, partly or whollystemmed/ stripped,flue-cured	1 637 204	18 767 729	9 670 635	106 731 707
2401202000	Virginia tobacco, partly or whollystemmed/ stripped,not flue-curec	0	180 982	0	83 787
2401203000	Oriental tobacco, partly or whollystemmed/ stripped	1 023 610	10 659 750	5 879 441	67 108 979
2401204000	Burley tobacco, partly or wholly stemmed/ stripped	190 560	2 796 254	1 302 174	17 546 446
2401205000	Oth tobacco, partly or wholly stemmed/ stripped, flue-cured	404	409 296	4 822	5 007 962
2401209000	Oth tobacco, partly or wholly stemmed/ stripped,not flue-cured	113 187	3 315 283	2 230 092	21 036 387
2401301000	Tobacco stems	466 800	5 475 085	383 099	4 138 155
2401309000	Other tobacco refuse	54 600	633 594	50 568	996 287
2402100000	Cigars, cheroots and cigarillos,containing tobacco	12 780	42 737	108 678	412 742
2402201000	Beedies	0	297 000	0	1 880 010
2402209000	Other cigarettes containing tobacco	57 762	545 611	1 177 002	8 533 700
2402902000	Cigarettes of tobacco substitutes	0	7 677	0	263 739
2403192000	Oth manufactured tobacco for themanufacture of cigarette	624 490	5 639 581	4 144 416	40 288 918
2403199000	Other smoking tobacco, whether or notcontaining tobacco substiti	0	7 904	0	111 945
2403919000	Homogenised or reconstituted tobacco,packed not for retail sale	24	1 443 975	540	5 164 627
2403991000	Tobacco extracts and essences	0	920	0	21 572
2403993000	Manufactured tobacco substitutes	0	840	0	8 449
2403999000	Oth manufactures tobacco & manufacturedtobacco substitutes	320 568	1 021 287	2 171 551	6 709 086
2501001000	Table salt	0	287	0	1 873
2501002000	Rock salt	2 500	9 465	8 946	65 797
2501005000	Sea water	0	204	0	3 326
2501009010	Oth salt cont. at least 94.7% sodiumchloride calculated on a dry ba	82 061 434	1 285 331 082	3 516 269	59 360 639
2501009090	Other salt and sea water	49 062	519 564	12 364	78 048
2502000000	Unroasted iron pyrites	0	140 000	0	53 650
2503000000	Sulphur of all kinds, oth than sublimed,precipitated and colloidal s	36 886 703	233 047 095	6 077 676	43 237 754
2504100000	Natural graphite, in powder or in flakes	1 177 277	10 343 211	565 644	3 515 138
2504900000	Natural graphite,not in powder nor inflakes	45 182	534 296	109 543	872 641
2505100000	Silica sands and quartz sands	989 928	25 123 241	239 276	3 192 099
2505900000	Other natural sands,whether/ not coloredother than metal-bearing	80 149	1 858 582	79 644	1 267 284
2506100000	Quartz	591 050	7 635 061	81 283	1 052 256
2506200000	Quartzite	270 600	2 132 437	57 048	405 947
2507000000	Kaolin and other kaolinic clays,whetheror not calcined	5 159 063	73 251 483	1 615 593	22 892 259
2508100000	Bentonite	3 511 818	272 732 869	1 176 467	27 789 528

I.3. IM POR MENURUT KOMODITI / IMPORT BY HS COMMODITY
***** AGUSTUS/ AUGUST 2013 *****

HS	Uraian Komoditi Commodity Description	Berat Bersih / Net Weight (Kg)		Nilai / Value C.I.F (US\$)	
		Bulan ini Current Month	Kumulatif Cum.Jan. to date	Bulan ini Current Month	Kumulatif Cum.Jan. to date
2508300000	Fire-clay	859 630	6 314 697	318 233	2 665 773
2508401000	Fuller's earth	890 738	8 577 241	202 868	2 098 047
2508409000	Other clays	4 095 562	39 352 908	2 562 828	14 987 128
2508500000	Andalusite, kyanite and sillimanite	40 000	1 231 174	13 720	620 516
2508600000	Mullite	594 019	1 839 944	213 400	690 457
2508700000	Chamotte or dinas earths	367 096	2 102 466	123 087	966 748
2509000000	Chalk	48 491	377 208	43 859	411 518
2510101000	Apatite, unground	27 351	372 411	57 501	642 237
2510109000	Oth natural calcium phosphates,naturalaluminium calcium phosph	42 250 000	686 296 631	5 523 723	112 484 627
2510209000	Oth natural calcium phosphates,naturalaluminium calcium phosph	0	329 109	0	675 089
2511100000	Natural barium sulphate (barytes)	644 377	81 448 508	358 259	15 123 635
2511200000	Natural barium carbonate (witherite)	0	7	0	55
2512000000	Sliceous fossil meals and similarsiliceous earths	540 651	4 236 898	304 116	2 635 556
2513100000	Pumice stone	1 191	68 742	17 378	207 632
2513200000	Emery, natural corundum, natural garnetand other natural abrasiv	3 844 917	11 721 498	1 461 244	4 509 367
2514000000	Slate, whether or not roughly trimmed ormerely cut	76 410	771 486	58 256	591 727
2515110000	Marble and travertine, crude or roughlytrimmed	892 900	7 662 545	143 651	1 298 098
2515121000	Marble and travertine, merely cut into blocks	5 506 016	32 615 967	1 566 219	8 450 480
2515122000	Marble and travertine, merely cut into slabs	2 199 403	20 671 047	989 404	10 233 708
2516110000	Granite, crude or roughly trimmed	0	6 332 381	0	87 472
2516121000	Granite, merely cut into blocks	250 720	2 817 020	102 337	797 405
2516122000	Granite, merely cut into slabs	515 383	10 427 123	241 449	4 057 715
2516201000	Sandstone,crude or roughly trimmed	0	71 451	0	17 718
2516202000	Sandstone,merely cut into blocks orslabs	3 589	156 224	3 784	102 919
2516900000	Other monumental or building stone	93 974	214 732	21 779	70 594
2517100000	Pebbles, gravel, broken/ crushed stonewhether or not heat treatec	27 551 043	278 611 573	223 238	3 188 038
2517410000	Granules, chippings and powder of marble	283 758	939 301	53 336	195 365
2517490000	Granules, chippings & powder of stoneswhether or not heat treatec	56 345	671 656	45 620	299 349
2518100000	Dolomite, not calcined or sintered	0	1 214 706	0	113 221
2518200000	Dolomite, calcined or sintered	0	4 179 611	0	751 052
2518300000	Dolomite, ramming mix	96 000	528 000	20 736	109 951
2519100000	Natural magnesium carbonate (magnesite)	6 412	5 135 208	12 935	2 047 336
2519901000	Fused magnesia; dead-burned magnesia	324 100	6 173 464	107 265	1 066 180
2519902000	Oth magnesium oxide, whether or not pure	1 022 835	21 461 845	521 713	9 416 256
2520100000	Gypsum, anhydrite	125 423 560	1 256 453 999	4 259 963	40 718 608
2520201000	Plasters, of a kind use suitable for usein dentistry	20 262	87 453	10 056	101 482
2520209000	Other plasters	872 914	23 091 751	168 169	3 648 007
2521000000	Limestone flux; limestone and othercalcareous stone of lime or ce	23 100 750	168 975 006	638 761	4 210 611
2522100000	Quicklime	609 696	28 321 761	67 890	3 536 110
2522200000	Saked lime	948 051	9 951 181	154 409	1 785 252
2522300000	Hydraulic lime	0	351 990	0	55 663
2523101000	Cement clinkers, for white cement	2 139	5 255 661	6 300	537 740
2523109000	Other cement clinkers	57 527 892	496 677 606	3 034 609	25 754 265
2523210000	Portland cement, white cement, whetheror not artificially coloreu	198	11 902 703	5 470	826 519
2523291000	Portland cement, coloured cement	95 097 000	729 593 489	6 695 392	50 155 271
2523299000	Other portland cements	10 942 042	235 434 122	533 783	25 115 274
2523300000	Aluminous cement	117 621	3 205 907	145 715	2 728 919
2523900000	Other hydraulic cements	112 693 000	946 019 747	7 955 287	67 089 745
2524900000	Other asbestos	2 864 500	101 878 780	1 947 977	63 079 010
2525100000	Crude mica and mica rifted into sheetsor splittings	0	12 217	0	15 717
2525200000	Mica powder	271 567	2 433 470	376 953	3 155 708
2525300000	Mica waste	0	4 585	0	8 358
2526100000	Natural steatite, not crushed, notpowdered	0	1 175 009	0	258 562
2526201000	Talc powder, crushed or powdered	7 141 742	69 026 133	2 042 425	17 108 156
2526209000	Oth natural steative, crushed/ powdered	226 548	7 641 718	92 570	1 069 275
2528000000	Natural borates and concentrates;naturalboric acid containing < 8%	120 000	1 432 708	79 560	924 268
2529100000	Feldspar	5 429 398	227 689 203	780 159	18 974 238
2529210000	Fluorspar, containing by weight 97% orless of calcium fluoride	194 000	2 764 027	63 647	912 555
2529220000	Fluorspar, containing by weight morethan 97% of calcium fluoride	182 100	1 401 192	112 612	853 004
2529300000	Leucite; nepheline & nepheline syenite	151 108	1 547 635	54 874	595 507
2530100000	Vermiculite, perlite and chlorites,unexpanded	71 701	4 402 776	53 796	1 369 805
2530201000	Kieserite	6 412 803	106 540 302	1 205 966	19 274 287
2530202000	Epsomite	0	10	0	1 204
2530901000	Zirconium silicates of a kind used asapacifiers	271 760	986 860	410 935	1 541 220
2530909000	Other mineral substances not elsewherespecified or included	1 188 648	23 280 351	374 132	5 118 633
2601110000	Iron ores and concentrates, other thanroasted iron pyrites :non ag	159 135 820	1 099 240 864	30 801 892	187 021 414
2601120000	Iron ores and concentrates, other thanroasted iron pyrites :agglor	148 989	385 602	167 829	359 246
2601200000	Roasted iron pyrites	0	578 956	0	285 169
2602000000	Manganese ores & concentrates,includingferruginous manganese,	15	8 676 492	1 644	978 836
2603000000	Copper ores and concentrates	10 049 853	41 926 019	24 960 711	96 234 328
2604000000	Nickel ores and concentrates	66	866	942	3 079

I.3. IMPOR MENURUT KOMODITI / IMPORT BY HS COMMODITY
***** AGUSTUS/ AUGUST 2013 *****

HS	Uraian Komoditi Commodity Description	Berat Bersih / Net Weight (Kg)		Nilai / Value C.I.F (US\$)	
		Bulan ini Current Month	Kumulatif Cum.Jan. to date	Bulan ini Current Month	Kumulatif Cum.Jan. to date
2606000000	Aluminium ores and concentrates	80 000	600 329	55 030	404 596
2607000000	Lead ores and concentrates	0	50 357	0	17 713
2608000000	Zinc ores and concentrates	0	5 350	0	75 773
2609000000	Tin ores and concentrates	202 154	1 629 042	107 614	1 245 418
2610000000	Chromium ores and concentrates	427 000	3 452 406	200 862	1 682 420
2611000000	Tungsten ores and concentrates	0	1 433	0	114 732
2613900000	Molybdenum ores and concentrates, not roasted	0	10	0	925
2614001000	Titanium ores and concentrates, ilmenite ores and concentrates	0	58 000	0	101 784
2614009000	Titanium ores and concentrates, other than ilmenite ores & concer	281 000	3 082 586	364 882	4 909 865
2615100000	Zirconium ores and concentrates	480 720	8 736 324	729 207	13 380 808
2615900000	Niobium, tantalum or vanadium ores and concentrates	26 717	208 553	47 210	506 134
2616900000	Precious metal ores other than silver ores and concentrates	67	590	6 939	20 303
2617100000	Antimony ores and concentrates	2 029	34 333	8 060	262 240
2617900000	Other ores and concentrates	48 000	553 197	21 718	295 028
2618000000	Granulated slag (slag sand) from the manufacture of iron or steel	0	20 292	0	18 749
2620110000	Slag, ash & residues containing mainly zinc, hard zinc spelter	0	46	0	693
2620300000	Slag, ash & residues containing mainly copper	0	1 774	0	25 126
2620400000	Slag, ash & residues containing mainly aluminium	0	194	0	210 515
2620999000	Other slag, ash & residues, containing metals, arsenic, or their comp	0	5 078	0	8 678
2701110000	Anthracite	2 260 032	26 906 670	618 452	7 811 974
2701121000	Bituminous coal: coking coal	161 573 690	223 183 702	21 552 599	32 976 808
2701129000	Bituminous coal: not coking coal	0	163 063	0	71 629
2701190000	Other coal, whether or not pulverised but not agglomerated	176 618	1 143 503	66 192	587 227
2701200000	Briquettes, ovoids & similar solid fuels manufactured from coal	256 928	1 885 603	64 275	548 680
2702100000	Lignite, whether or not pulverised, but not agglomerated	0	2 891	0	5 580
2702200000	Agglomerated lignite	48 990	226 427	128 184	779 942
2703001000	Peat, whether or not compressed into bales, but not agglomerated	0	221 596	0	91 741
2704001000	Coke & semi-coke of coal	5 647 913	68 298 606	1 823 622	21 762 340
2704003000	Retort carbon	46 200	3 215 620	51 051	1 020 487
2705000000	Coal gas, water gas, producer gas and similar gases other than petrol	99	317	1 705	4 972
2706000000	Tar distilled from coal, from lignite or from peat & other mineral tar	4 048 591	30 876 194	2 359 766	18 637 773
2707200000	Toluol (toluene)	655	73 219	3 270	60 452
2707300000	Xylol (xylenes)	15 036	1 630 706	18 258	2 392 284
2707400000	Naphthalene	136 460	1 020 678	204 352	1 493 602
2707500000	Other aromatic hydrocarbon mix. of >= 65% by vol., distills at 250.c, A&E	1 438 980	17 848 344	1 785 430	23 581 229
2707910000	Creosote oils	16 000	48 000	32 264	98 536
2707991000	Carbon black feedstock	33 600	117 180	78 260	260 823
2707999000	Other products of the distilled of high temperature coal tar	856 443	16 292 407	1 301 508	16 983 574
2708100000	Pitch	166 136	13 288 774	91 443	9 087 733
2708200000	Pitch coke	0	1 000	0	935
2709001000	Crude petroleum oil	1 181 914 568	10 753 923 081	989 953 744	9 064 436 992
2709009000	Other petroleum oil, crude	0	109 702	0	153 175
2710121100	Motor spirit, of RON 97 and above, leaded	0	1 301	0	9 957
2710121200	Motor spirit, of RON 97 and above, unleaded	0	20 220	0	27 785
2710121300	Motor spirit, of RON 90 and above, but below RON 97, leaded	0	84 952 227	0	90 828 235
2710121400	Motor spirit, of RON 90 and above, but below RON 97, unleaded	8 718 957	77 172 604	9 203 078	80 276 654
2710121500	Other motor spirit, leaded	0	4 393 871	0	4 757 053
2710121600	Other motor spirit, unleaded	1 369 973 816	9 759 282 735	1 390 470 797	9 826 757 008
2710122000	Aviation spirit, not of a kind used as jet fuel	81 338	961 913	203 385	2 195 811
2710123000	Tetrapropylene	1 989 560	1 989 978	3 073 870	3 077 903
2710124000	White spirit	1 509 453	5 525 451	1 671 939	6 484 138
2710125000	Low aromatic solvents containing by weight <= 1 % aromatic conte	2 565 162	22 060 906	3 608 446	31 676 375
2710126000	Other solvent spirits	9	30 968	864	121 954
2710127000	Naphtha, reformate and other preparations of a kind used for blending	112 786 726	986 603 809	101 806 883	927 174 495
2710128000	Other Alfa olefins	25 080	73 200	66 978	177 036
2710129000	Other petroleum oil, light oil & other than crude	902 563	12 073 375	1 268 009	16 519 003
2710192000	Topped crudes	349 003	45 911 717	583 417	45 526 304
2710193000	Carbon black feedstock	17 815 270	60 486 844	10 299 906	35 609 373
2710194100	Lubricating oil base stock	15 382 144	184 386 880	19 641 397	232 597 998
2710194200	Lubricating oils for aircraft engines	25	1 543 555	203	3 374 182
2710194300	Other lubricating oils	9 391 756	86 477 217	21 116 847	193 857 633
2710194400	Lubricating greases	742 120	12 173 087	2 199 694	32 478 831
2710195000	Hydraulic brake fluid	16	254 416	241	678 046
2710196000	Transformer and circuit breakers oils	1 351 782	12 416 226	2 096 940	17 084 942
2710197100	Automotive diesel fuel	551 387 915	4 806 416 403	491 362 918	4 278 994 692
2710197200	Other diesel fuel	204 081 763	1 851 527 284	188 267 621	1 699 140 954
2710197900	Other fuel oils	28 364 228	264 670 587	17 858 837	222 480 881
2710198100	Aviation turbine fuel (jet fuel) having a flash point of 23-c or more	0	1 092	0	288
2710198200	Aviation turbine fuel (jet fuel) having a flash point of less than 23-c	83 815 261	482 316 386	89 804 970	505 057 332
2710198910	Normal paraffin	5 070 599	77 320 711	6 230 110	97 676 376
2710198990	Other medium oils and preparations	32 578	2 614 451	98 620	4 327 968

I.3. IM POR MENURUT KOMODITI / IMPORT BY HS COMMODITY
***** AGUSTUS/ AUGUST 2013 *****

HS	Uraian Komoditi Commodity Description	Berat Bersih / Net Weight (Kg)		Nilai / Value C.I.F (US\$)	
		Bulan ini Current Month	Kumulatif Cum.Jan. to date	Bulan ini Current Month	Kumulatif Cum.Jan. to date
2710199000	Other of diesel fuel, fuel oils	1 830 920	25 608 165	2 852 290	40 437 733
2710200000	Petroleum oils and obtained from bituminous minerals(oth then cr	0	7 150	0	31 886
2710910000	Waste oil, containing PCBs, PCTs or PBBs	0	25	0	889
2710990000	Other waste oils	0	11	0	620
2711120000	Liquid propane	150 712 660	1 056 294 640	127 228 149	930 430 375
2711130000	Liquid butanes	146 517 819	1 200 344 417	123 799 432	1 058 793 881
2711141000	Liquid ethylene	31 857	106 323	114 871	331 847
2711149000	Liquid propylene, butylene & butadiene	4 756	14 555	10 053	116 885
2711190000	Other liquid petroleum gas	0	30 972 714	0	32 134 203
2711211000	Natural gas of a kind used as a motor fuel	0	78	0	254
2711219000	Natural gas in gaseous state not kind used as a motor fuel	0	17	0	22
2711290000	Oth natural gas in gaseous state	2 986	28 890	13 037	471 674
2712100000	Petroleum jelly	236 127	2 661 048	454 622	5 511 387
2712200000	Paraffin wax containing by weight < 0.75% of oil	668 793	6 210 355	901 156	8 313 602
2712901000	Other paraffin wax containing by weight >= 0.75% of oil	698 320	7 922 751	936 700	11 099 503
2712909000	Microcrystalline petroleum wax, slack wax, ozokerite, lignite wax, p	250 343	2 503 731	803 947	7 544 870
2713110000	Petroleum coke, not calcined	0	47 598 212	0	22 463 613
2713120000	Petroleum coke, calcined	374 185	38 740 914	309 523	20 697 557
2713200000	Petroleum bitumen	97 115 291	531 463 985	63 474 443	350 448 062
2714100000	Bituminous or oil shale and tar sands	0	184 604	0	155 381
2714900000	Asphalites and asphaltic rocks	9 735 190	39 129 063	4 299 560	25 750 526
2715000000	Bituminous mix. based on natural asphalt on natural bitumen, on p	88 037	2 895 691	177 570	4 007 734
2716000000	Electrical energy	0	649	0	57 270
2801100000	Chlorine	93 581	1 002 602	50 901	498 717
2801200000	Iodine	67	25 351	11 527	459 037
2801300000	Fluorine; bromine	2 402	111 132	95 492	888 862
2802000000	Sulphur, sublimed or precipitated, colloidal sulphur	3 258 869	130 839 729	933 525	31 868 799
2803002000	Acetylene black	348 120	3 168 415	1 147 815	9 182 583
2803004010	Rubber grade of other carbon black	6 669 899	84 417 115	7 671 404	96 488 068
2803004090	Other rubber grade of other carbon black	107 596	1 788 215	144 867	2 483 645
2803009000	Other acetylene black of other carbon	2 915 692	31 279 091	3 589 930	41 857 128
2804100000	Hydrogen	128 518	1 004 338	47 459	437 029
2804210000	Argon	617 591	7 990 077	432 431	5 752 194
2804290000	Other rare gases	55 649	797 572	254 538	2 225 896
2804300000	Nitrogen	641 398	7 632 672	120 391	1 806 219
2804400000	Oxygen	540 821	5 982 365	249 953	2 310 382
2804500000	Boron; tellurium	10	10 367	1 300	24 113
2804610000	Silicon, containing by weight >= 99.99%	8 682	78 829	1 130 217	10 361 337
2804690000	Silicon, containing by weight < 99.99%	603 432	7 301 429	1 167 430	14 783 622
2804700000	Phosphorus	12 702	152 145	373 004	3 322 423
2804800000	Arsenic	0	200 001	0	293 244
2804900000	Selenium	2 012	47 214	180 203	1 259 423
2805110000	Sodium	126 080	596 874	149 408	830 639
2805120000	Calcium	0	47 607	0	101 728
2805190000	Other alkali or alkaline-earth metals	314 835	1 469 763	978 599	8 375 884
2805300000	Rare-earth metals, scandium & yttrium whether or not intermixed	0	3 700	0	18 715
2805400000	Mercury	193	1 012	19 160	153 817
2806100000	Hydrogen chloride (hydrochloric acid)	733 177	3 872 171	167 136	944 872
2806200000	Chlorosulphuric acid	4	7	90	200
2807000000	Sulphuric acid; oleum.	46 497 978	267 716 903	2 095 206	13 288 381
2808000000	Nitric acid; sulphonitric acids	776 781	8 766 193	394 393	4 625 324
2809100000	Diphosphorus pentoxide	15 652	39 151	37 503	127 939
2809203100	Hypophosphoric acids, food grade	449 297	4 189 261	443 801	4 000 035
2809203900	Phosphoric acids, hypophosphoric acids, except Hypophosphoric acids; i	1 228 143	14 721 315	1 087 688	13 809 142
2809209100	Hypophosphoric acids, not food grade	131 738	446 027	137 793	494 504
2809209900	Phosphoric acids, hypophosphoric acids, except Hypophosphoric acids; i	33 772 904	165 280 531	26 985 604	138 680 293
2810000000	Oxide of boron; boric acids	281 535	3 138 531	286 714	3 221 082
2811110000	Hydrogen fluoride (hydrofluoric acid)	84 041	790 576	82 508	931 031
2811191000	Arsenic acid	585	40 960	6 583	95 473
2811199010	Sulphamic acid	85 181	881 023	87 824	932 950
2811199090	Other inorganic acids, except sulphamic acid, Arsenic acid and hydr	5	8 276	134	232 655
2811210000	Carbon dioxide	372 012	4 108 495	153 665	1 777 966
2811221000	Silica powder	2 114 195	21 926 644	1 968 483	20 556 137
2811229000	Other Silicon powder	1 248 203	12 972 863	1 005 242	12 322 543
2811291000	Diarsenic pentoxide	0	14	0	556
2811292000	Sulphur dioxide	244	4 554	610	46 989
2811299000	Other inorganic oxygen compounds of nonmetals	140 622	738 052	185 633	1 796 186
2812100000	Chlorides and chloride oxides	22 000	70 315	42 900	110 700
2812900000	Other halides and halide oxides of nonmetals	3 445	34 670	16 753	1 855 743
2813100000	Carbon disulphide	309 920	6 049 470	258 961	5 198 028
2813900000	Other sulphides of non-metal	515	2 022	14 889	177 486

I.3. IMPOR MENURUT KOMODITI / IMPORT BY HS COMMODITY
***** AGUSTUS/ AUGUST 2013 *****

HS	Uraian Komoditi Commodity Description	Berat Bersih / Net Weight (Kg)		Nilai / Value C.I.F (US\$)	
		Bulan ini Current Month	Kumulatif Cum.Jan. to date	Bulan ini Current Month	Kumulatif Cum.Jan. to date
2814100000	Anhydrous ammonia	4 506 053	152 620 019	2 394 209	107 070 867
2814200000	Ammonia in aqueous solution	13 890	214 262	29 161	1 489 968
2815110000	Sodium hydroxide (caustic soda), solid	2 405 192	16 641 178	1 237 215	9 891 625
2815120000	Sodium hydroxide (caustic soda),in aqueous solution(lye or liquid s	21 171	5 805 499	34 396	2 771 372
2815200000	Potassium hydroxide (caustic potash)	1 191 404	9 195 912	1 290 591	10 019 692
2815300000	Peroxides of sodium or potassium	3 141	21 496	24 101	158 022
2816100000	Hydroxide and peroxide of magnesium	65 217	643 554	166 342	1 883 116
2816400000	Oxides, hydroxides & peroxides,of strontium or barium	2 781	269 059	22 150	850 780
2817001000	Zinc oxide	477 370	5 986 763	1 030 398	11 714 739
2817002000	Zinc peroxide	5 198	49 370	23 004	242 367
2818100000	Artificial corundum, whether or notchemically defined	301 262	25 582 120	342 071	11 051 179
2818200000	Aluminium oxide, other than artificialcorundum	23 061 759	305 542 893	8 141 590	112 796 102
2818300000	Aluminium hydroxide	20 124 999	86 149 016	5 854 444	27 295 506
2819100000	Chromium trioxide	76 098	603 642	289 576	2 493 252
2819900000	Other chromium oxides and hidroxides	16 483	217 891	55 026	1 221 020
2820100000	Manganese dioxide	1 516 508	14 276 022	2 641 113	23 161 721
2820900000	Other manganese dioxide	143 520	1 201 065	171 245	1 246 720
2821100000	Iron oxides and hydroxides	542 897	7 249 903	1 045 583	10 436 188
2821200000	Earth colors containing >=70% by weightof combined iron evaluat	18 600	18 880	4 587	7 532
2822000000	Cobalt oxides and hydroxides, commercialcobalt oxides	6 792	93 159	81 025	1 330 070
2823000000	Titanium oxides	720 877	5 581 198	1 618 529	17 638 337
2824100000	Lead monoxide (litharge, massicot)	27 772	175 132	79 040	730 104
2824900000	Red lead and orange lead	0	89 440	0	240 948
2825100000	Hydrazine, hydroxylamine, and theirinorganic salt	53 113	888 471	153 725	3 240 442
2825200000	Lithium oxide and hydroxide	25 746	84 887	237 423	705 681
2825300000	Vanadium oxides and hydroxides	0	10 001	0	167 236
2825400000	Nickel oxides and hydroxides	24 313	191 915	266 642	2 636 341
2825500000	Copper oxides and hydroxides	40 678	596 937	235 886	3 946 053
2825600000	Germanium oxides and zirconium dioxide	3 917	34 920	114 496	1 106 849
2825700000	Molybdenum oxides and hydroxides	1 236	12 148	10 669	161 963
2825800000	Antimony oxides	44 514	429 258	417 584	3 849 959
2825900000	Other peroxides	36 921	249 735	89 246	1 234 350
2826120000	Fluorides of aluminium	1 522	43 230	1 736	76 637
2826190000	Other fluorides	109 754	845 984	113 514	699 585
2826300000	Sodium hexafluoroaluminate(synthetic cryolite)	0	220 122	0	454 740
2826900000	Other complex fluorine salt.	93 042	907 840	122 837	1 885 192
2827100000	Ammonium chloride	120 144	3 939 426	29 528	1 074 663
2827201000	Calcium chloride, commercial grades	1 370 838	5 548 706	342 953	1 523 983
2827209000	Calcium chloride, not commercial grades	593 451	5 932 988	145 777	1 655 182
2827310000	Other chlorides of magnesium	22 391	1 281 318	11 073	1 651 037
2827320000	Other chlorides of aluminium	1 706 774	11 565 521	700 781	4 629 463
2827350000	Other chlorides of nickel	9 060	130 889	52 158	721 025
2827391000	Other chlorides of barium or of cobalt	25 609	205 680	18 469	269 870
2827392000	Other chlorides of iron	1 335	64 184	25 596	126 248
2827399000	Other chlorides	85 927	2 404 046	242 907	2 899 961
2827410000	Chloride oxides & chloride hydroxides,of copper	1 008	108 856	897	869 666
2827490000	Other chloride oxides & chloridehydroxides	390 227	2 428 055	173 705	1 711 286
2827510000	Bromides of sodium or of potassium	262	446 856	1 110	1 239 738
2827590000	Other bromides of sodium or of potassium	0	323 171	0	652 362
2827600000	Iodides and iodide oxides	2 996	45 847	27 421	860 370
2828100000	Commercial calcium hypochlorite & othercalcium hypochlorites	62 020	1 060 818	48 276	1 156 544
2828901000	Sodium hypochlorite	2 064	115 037	1 188	45 486
2828909000	Other hypochlorite	122 685	1 290 983	115 000	1 407 621
2829110000	Chlorates of sodium	475 000	2 555 563	305 484	1 875 463
2829190000	Other chlorates	133 000	2 264 560	117 940	2 683 356
2829901000	Sodium perchlorite	0	60 578	0	81 157
2829909000	Other perchlorites; bromates andperbromates: iodates and period	2 014	55 260	9 171	1 218 053
2830100000	Sodium sulphides	176 309	5 567 631	96 668	3 585 944
2830901000	Cadmium sulphide or zinc sulphide	269	319	1 610	2 629
2830909000	Polysulphides, whether or not chemically defined	5 745	62 389	58 718	299 161
2831100000	Dithionites and sulphoxylates of sodium	498 400	5 353 639	754 445	8 229 844
2831900000	Other dithionites and sulphoxylates	0	159 601	0	362 954
2832100000	Sodium sulphites	2 660 456	19 135 331	965 027	8 389 645
2832200000	Other sulphites	102 355	477 972	47 869	250 765
2832300000	Thiosulphates	80 635	560 179	43 810	502 221
2833110000	Disodium sulphate	19 607 306	165 304 037	2 416 986	21 168 512
2833190000	Other sodium sulphates	79 117	1 690 077	83 298	848 025
2833210000	Magnessium sulphate	2 310 911	32 041 417	702 541	5 563 779
2833221000	Aluminium sulphate :commercial grade	0	80 004	0	118 660
2833229000	Aluminium sulphate: not commercial grade	359	109 254	1 226	55 900
2833240000	Nickel sulphate	36 539	398 596	224 952	2 469 081

I.3. IM POR MENURUT KOMODITI / IM PORT BY HS COM M ODITY
***** AGUSTUS/ AUGUST 2013 *****

HS	Uraian Komoditi Commodity Description	Berat Bersih / Net Weight (Kg)		Nilai / Value C.I.F (US\$)	
		Bulan ini Current Month	Kumulatif Cum.Jan. to date	Bulan ini Current Month	Kumulatif Cum.Jan. to date
2833250000	Copper sulphate	634 601	9 429 962	1 467 059	21 507 639
2833270000	Barium sulphate	55 960	1 666 105	112 434	1 624 176
2833292000	Tribasic lead sulphate	317 953	1 094 679	232 946	1 216 046
2833293000	Other sulfat of chromium	36 500	1 990 544	43 696	1 272 253
2833299000	Other sulfat	505 594	7 074 701	270 486	3 859 037
2833300000	Alums	43 001	159 698	17 082	74 826
2833400000	Peroxosulphates (persulphates)	127 246	1 289 379	145 061	1 542 627
2834100000	Nitrites	147 522	2 461 068	67 660	1 381 618
2834210000	Potassium nitrates	50 100	2 006 220	56 151	2 497 932
2834291000	Nitrates of bismuth	0	12 540	0	32 755
2834299000	Other nitrates	153 739	1 648 434	177 987	2 104 664
2835100000	Phosphinates (hypophosphites)and phosphonates (phosphites)	28 414	413 650	68 277	1 359 237
2835220000	Phosphates of mono- or disodium	30 709	1 351 204	45 836	1 839 230
2835240000	Phosphates of potassium	201 592	2 827 862	399 162	5 651 997
2835251000	Calcium hydrogenothphosphate ("dicalciumphosphate"); feed gra	3 092 000	41 590 161	1 473 113	20 803 739
2835259000	Calcium hydrogenothphosphate ("dicalciumphosphate"); unfeed g	221 893	1 496 751	230 310	1 360 997
2835260000	Other phosphates of calcium	1 399 032	11 804 340	955 329	8 222 778
2835291000	Other phosphates of trinatrium	106 062	1 394 726	54 299	773 960
2835299000	Other phosphates	45 445	843 160	88 026	1 518 470
2835311000	Sodium triphosphate(sodium tripolyphosphate); food grade	107 095	1 151 058	94 480	1 336 685
2835319000	Sodium triphosphate(sodium tripolyphosphate); unfood grade	74 371	6 190 599	82 311	6 251 243
2835391000	Tetranatrium pirofosfat	167 662	410 522	334 717	736 540
2835399000	Other polyphosphates	442 190	5 445 372	879 574	9 947 749
2836200000	Disodium carbonate	61 831 168	598 552 647	14 920 574	135 146 507
2836300000	Sodium hydrogencarbonate(sodium bicar bonate)	3 785 018	50 845 619	1 181 458	16 405 131
2836400000	Potassium carbonates	524 716	5 441 572	548 132	5 794 305
2836500010	Calcium carbonate; food orpharmaceutical grade	321 765	5 252 233	226 094	2 644 230
2836500090	Calcium carbonate; not food orpharmaceutical grade	4 176 795	78 978 218	1 237 353	17 325 733
2836600000	Barium carbonate	180 875	3 086 306	173 125	2 094 799
2836910000	Lithium carbonates	0	14 328	0	111 247
2836920000	Sriontium carbonate	68 000	781 968	53 480	624 947
2836991000	Commercial ammonium carbonate	225 000	3 210 560	47 375	1 212 344
2836992000	Lead carbonates	0	7	0	186
2836999000	Other calcium carbonate	357 811	5 820 047	562 051	6 076 317
2837110000	Cyanides and cyanide oxides, of sodium	704 057	7 167 179	2 540 688	25 026 946
2837190000	Other cyanides and cyanide oxides	116	15 751	1 447	157 256
2837200000	Complex cyanides	0	189	0	5 736
2839110000	Sodium metasilicates	387 673	3 197 177	168 903	1 477 450
2839191000	Sodium silicates	1 562 292	17 875 602	545 074	5 615 562
2839199000	Other silicates of sodium; commerialalkali metal silicates	437 921	4 750 641	400 438	3 714 613
2839900000	Other silicates; of commercial alkali metalsilicates	842 826	6 205 492	921 617	7 699 916
2840110000	Anhydrous; disodium tetraborate(refined borax)	10	78	224	1 019
2840190000	Other disodium tetraborate(refined borax)	3 326 130	33 265 806	1 923 401	19 691 625
2840200000	Other borates	24 000	157 402	16 320	382 511
2840300000	Peroxoborates (perborates)	502	21 478	11 032	77 668
2841300000	Sodium dichromate	19 357	245 494	52 972	407 185
2841500000	Other chromates and dichromates,peroxochromates	15 169	48 813	55 146	238 570
2841610000	Potassium permanganate	10 250	350 250	44 652	877 452
2841690000	Other manganit, manganat	0	22 061	0	103 359
2841700000	Molybdates	1 157	23 043	13 935	357 196
2841800000	Tungstates (wolframates)	0	11 213	0	65 262
2841900000	Oth salts of oxometallic orperoxometallic acids	22 291	245 226	119 325	1 096 829
2842100000	Double/ complex silicates,includ aluminosilicates w.or not chemica	1 398 221	17 998 300	818 008	10 883 624
2842901000	Sodium arsenite	0	7 180	0	360 148
2842902000	Copper and/or chromium salts	153	509	1 106	4 079
2842903000	Oth fulminates, cyantates andthiocyanates	0	35 687	0	128 815
2842909000	Oth salts of inorganic acids/ peroxoacidincl aluminosilicates , oth t	81 053	605 699	282 610	2 566 979
2843100000	Colloidal precious metals	77	29 147	2 901	1 942 668
2843210000	Silver nitrate	18	12 717	3 291	985 192
2843290000	Other silver compounds	568	2 806	174 934	1 398 281
2843300000	Gold compounds	10	2 955	152 029	1 523 274
2843900000	Other amalgams and other compoundcolloidal precious metals	374	5 015	25 896	697 792
2844109000	Ceramic products & mixtures containingnatural uranium	0	31	0	6 784
2844401100	Radium and its salts	48	184	11 762	48 680
2844401900	Other radioactive elements & isotopes & compounds, radioactive r	464	4 903	90 016	1 177 914
2844409000	Ceramic products & mixtures containingisotop or compound,radio	569	8 219	228 492	3 093 534
2845100000	Heavy water (deuterium oxide)	2	6	166	1 535
2845900000	Other isotops other than thoseheading 28.44	0	6 078	0	18 092
2846100000	Cerium compounds	9 041	35 946	108 843	550 099
2846900000	Other compounds, inorganic or organic of rare-earth metal	15 007	65 646	106 071	592 841
2847001000	Liquid hydrogen peroxide,whether or notsolidified with urea	1 551 719	13 066 041	687 088	5 918 545

I.3. IMPOR MENURUT KOMODITI / IMPORT BY HS COMMODITY
***** AGUSTUS/ AUGUST 2013 *****

HS	Uraian Komoditi Commodity Description	Berat Bersih / Net Weight (Kg)		Nilai / Value C.I.F (US\$)	
		Bulan ini Current Month	Kumulatif Cum.Jan. to date	Bulan ini Current Month	Kumulatif Cum.Jan. to date
2847009000	Other hydrogen peroxide, whether or not solidified with urea othe	43 676	395 244	26 271	229 914
2848000000	Phosphides, whether or not chemically defined excluding ferropho:	25 001	90 845	103 153	446 821
2849100000	Carbides, whether or not chemically defined of calcium	897 781	6 939 155	554 286	4 518 394
2849200000	Carbides, whether or not chemically defined of silicon	140 337	831 561	190 204	1 550 386
2849900000	Carbides, whether or not chemically defined of other material	4 860	664 216	255 395	2 124 035
2850000000	Hydrides, nitrides, azides, silicides and borides, oth then compoun	56	1 473	2 166	50 063
2852101000	Mercury sulphate whether chemically defined	29	173	5 558	33 871
2852109000	Inorganic or organic compounds of mercury chemically defined	12	496	1 221	110 057
2852901000	Mercury tannates, not chemically defined	595	4 419	17 419	142 945
2852909000	Inorganic or organic compounds of mercury not chemically defined	691	15 908	6 007	182 892
2853000000	Other inorganic compounds (incl distil/ conductivity water of simi	1 205	5 102	60 652	108 212
2901100000	Saturated acyclic hydrocarbons.	1 174 464	6 388 051	1 430 142	10 274 779
2901210000	Ethylene	48 120 504	430 071 005	62 134 233	573 493 780
2901220000	Propene (propylene)	12 590 149	128 186 950	16 768 880	168 470 529
2901230000	Butene (butylene) and isomers thereof	1 355 424	18 955 059	2 238 061	27 398 356
2901240000	Buta-1, 3-diene and isoprene	2 730 169	33 406 641	3 373 756	53 145 941
2901291000	Acetylene	13 465	123 082	12 200	130 194
2901299010	Linier alpha olefin	5	5 070 792	800	7 353 616
2901299090	Other acyclic hydrocarbons	61 231	112 737	119 716	487 119
2902110000	Cyclohexane	12 203	276 831	18 262	508 768
2902190000	Other cyclanes	147 165	1 822 209	296 704	4 124 876
2902200000	Benzene	22 696 263	140 072 591	28 943 968	188 228 804
2902300000	Toluene	2 512 511	81 266 447	2 911 641	106 832 673
2902410000	O-xylene	4 180 552	20 776 784	6 109 293	32 140 003
2902420000	M-xylene	0	19	0	757
2902430000	P-xylene	84 272 288	469 895 806	122 852 381	717 066 644
2902440000	Mixed xylene isomers	1 760 118	26 018 182	2 140 139	32 939 935
2902500000	Styrene	457 229	3 769 707	815 285	6 701 120
2902600000	Ethylbenzene	0	4	0	56
2902700000	Cumene	0	1 933 742	0	3 413 756
2902901000	Dodecylbenzene	65 560	802 316	141 282	1 753 143
2902902000	Alkylbenzenes	5 580	67 340	6 158	101 763
2902909000	Other cyclic hydrocarbons.	470 022	5 196 143	843 746	9 767 409
2903111000	Methyl chloride	48 109	392 418	70 584	955 121
2903119000	Ethyl chloride	0	6 311	0	19 150
2903120000	Dichloromethane (methylene chloride)	961 947	8 253 959	517 375	4 725 813
2903130000	Chloroform (trichloromethane)	1 017	24 655	6 076	170 138
2903150000	Ethylene dichloride (ISO) 1,2-dichloroethane	0	586	0	9 096
2903191000	1,2-dichloroethane (ethylene dichloride) and dichlorobutates	206	19 806	974	24 886
2903199000	Other Saturated chlorinated derivatives of acyclic hydrocarbons	84 175	1 425 516	125 927	1 936 925
2903210000	Vinyl chloride (chloroethylene)	6 008 382	84 130 089	5 119 429	75 023 527
2903220000	Trichloroethylene	80 312	1 026 584	91 530	1 136 315
2903230000	Tetrachloroethylene (perchloroethylene)	60 906	789 041	89 722	1 161 791
2903290000	Other unsaturated chlorinated derivatives of acyclic hydrocarbons	77 134	381 033	323 561	1 679 450
2903310000	Ethylene dibromide (iso)(1,2-dibromoethane)	0	79 952	0	248 464
2903391000	Methyl bromide	16 000	198 298	99 200	1 316 098
2903399000	Oth fluorinated, brominated/iodinated derivative of acyclic hydroc	87 925	749 069	251 499	2 440 631
2903710000	Chlorodifluoromethane	206 829	2 314 228	440 870	4 718 189
2903720000	Diclorotrifluoroethanes	0	74 137	0	510 217
2903730000	Diclorofluoroethanes	50 771	856 226	108 700	1 836 690
2903740000	Chlorodifluoroethanes	77 925	373 594	260 744	1 446 361
2903750000	Dicloropentafluoropropanes	3 510	25 862	86 785	659 878
2903770000	Other, perhalogenated only with fluorine and chlorine	651	651	1 120	1 120
2903780000	Other perhalogenated derivatives	32 130	64 716	43 355	82 141
2903790000	Oth halogenated derivatives of acyclic hydrocarbons cont. two/ mc	13 398	136 938	19 404	334 527
2903810000	1, 2, 3, 4, 5, 6-hexachlorocyclohexane (HCH (ISO)), incl. lindane (ISC	0	625	0	50 000
2903890000	Other halogenated derivatives of cyclanic cyclenic/ cycloterpenic h	0	23 017	0	110 910
2903910000	Chlorobenzene, o-dichlorobenzene and p-dichlorobenzene	330 000	2 966 480	552 800	4 938 353
2903990000	Oth halogenated derivatives of aromatic hydrocarbons	72 000	447 184	103 626	773 700
2904100000	Derivatives containing only sulphogroups their salts and ethyl este	351 510	1 548 180	876 532	3 883 451
2904209000	Oth derivatives containing only nitro or only nitroso groups	19 500	21 149	26 325	54 279
2904900000	Oth sulphonated, nitrated or nitrosated derivatives of hydrocarbon	60 271	376 417	147 914	1 004 290
2905110000	Methanol (methyl alcohol)	20 987 014	184 156 853	8 751 069	73 857 903
2905120000	Propan-1-ol (propyl alcohol) & propan-2-ol (isopropyl alcohol)	1 875 323	17 794 910	2 472 901	24 323 200
2905130000	Butan-1-ol (n-butyl alcohol)	2 692 765	28 116 246	3 591 734	40 572 414
2905140000	Other butanols	511 150	5 843 728	712 405	7 632 471
2905160000	Octanol (octyl alcohol) and isomers thereof	5 411 531	31 706 898	7 943 399	51 092 510
2905170000	Dodecan-1-ol (lauryl alcohol), hexadecan-1-ol, and octadecan-1-ol	62 323	453 514	135 390	1 243 041
2905190000	Other saturated monohydric alcohols	191 906	4 752 379	373 771	7 818 844
2905220000	Acyclic terpene alcohols	69 947	1 289 688	499 408	10 465 647
2905290000	Other unsaturated monohydric alcohols	24 001	144 304	211 749	1 558 873

I.3. IMPOR MENURUT KOMODITI / IMPORT BY HS COMMODITY
***** AGUSTUS/ AUGUST 2013 *****

HS	Uraian Komoditi Commodity Description	Berat Bersih / Net Weight (Kg)		Nilai / Value C.I.F (US\$)	
		Bulan ini Current Month	Kumulatif Cum.Jan. to date	Bulan ini Current Month	Kumulatif Cum.Jan. to date
2905310000	Ethylene glycol (ethanediol)	29 486 096	273 208 660	31 636 277	317 701 232
2905320000	Propylene glycol (propane-1, 2- diol)	2 515 682	24 896 337	3 922 662	41 192 079
2905390000	Other diols	155 802	1 967 168	350 608	5 803 087
2905410000	2-ethyl-2-(hydroxymethyl) propane-1,3-(trimethylolpropane)	32 340	390 280	77 223	948 395
2905420000	Pentaerythritol	363 884	3 688 299	532 016	5 619 615
2905430000	Mannitol	4 188	174 827	64 495	963 169
2905440000	D-glucitol (sorbitol)	102 754	2 101 209	175 732	1 995 765
2905450000	Glycerol	61 630	1 703 620	65 849	2 002 163
2905490000	Other polyhydric alcohols	137 204	854 213	451 294	3 106 506
2905590000	Other halogenated, sulphonated, nitrated derivatives of acyclic alco	19 079	221 199	86 640	842 021
2906110000	Menthol	62 275	742 619	1 795 956	17 831 761
2906120000	Cyclohexanol, methylcyclohexanols and dimethylcyclohexanols	0	4 116	0	68 055
2906130000	Sterols and inositols	17 965	165 059	313 129	3 168 247
2906190000	Other cyclanic, cyclenic/ cycloterpenic	10 783	323 332	354 912	5 613 150
2906210000	Benzyl alcohol	47 502	344 251	109 069	905 175
2906290000	Other aromatic	24 611	376 678	111 074	2 239 401
2907110000	Phenol (hydroxybenzene) and its salts	640 658	10 321 251	1 075 921	17 117 686
2907120000	Cresols and their salts	2	453 895	29	1 429 699
2907130000	Octylphenol, nonylphenol and their isomers, salts thereof	68 698	1 299 208	160 780	2 949 552
2907150000	Naphtols and their salts	20 833	126 440	91 005	507 355
2907190000	Other monophenols	98 703	1 732 978	343 630	5 100 809
2907210000	Resorcinol and its salts	6 049	296 856	32 272	1 641 344
2907220000	Hydroquinone (quinol) and its salts	39 193	199 865	353 494	1 856 024
2907230000	4,4-isopropylidenediphenol (bisphenol a, diphenylolpropane) and	70 076	419 843	136 222	856 096
2907291000	Phenol-alcohols	3 213	86 766	10 768	412 824
2907299000	Other polyphenols; phenol-alcohols	56 649	276 628	359 474	2 319 831
2908110000	Pentachlorophenol (ISO)	0	158	0	2 566
2908190000	Oth derivatives containing only halogen substituents and their salts	14 400	152 984	115 655	1 220 198
2908910000	Dinoseb (ISO) and its salts	0	99 429	0	400 383
2908920000	4,6-dinitro-o-cresol (DNOC) (ISO) and its salts	0	5 125	0	24 812
2908990000	Oth halogenated, sulphonated, nitrated or nitrosated deriv. of phe	2	18 744	72	275 719
2909110000	Diethyl ether	1 760	2 209	5 626	7 809
2909190000	Oth acyclic ethers and their halogenated, sulphonated, nitrated or	0	47 776	0	197 404
2909200000	Cyclanic, cyclenic or cycloterpenic ethers & their halogenated, sulph	717	129 654	17 444	1 768 545
2909300000	Aromatic ethers & their halogenated, sulphonated, or nitrosated d	108 476	901 664	1 199 911	9 331 029
2909410000	2,2-oxydiethanol (diethylene glycol, digol)	80 209	1 978 293	91 607	2 314 607
2909430000	Monobutyl ethers of ethylene glycol or of diethylene glycol	105 015	13 306 517	191 437	20 779 598
2909440000	Other monoalkylethers of ethylene glycol or of diethylene glycol	701 501	4 425 787	1 222 857	7 964 985
2909490000	Other ether-alcohols, their halogenated, sulphonated, nitrated deri	619 312	4 258 693	2 059 789	12 639 915
2909500000	Ether-phenols, ether-alcohol-phenols & their halogenated, nitrated	7 627	135 520	176 811	1 814 733
2909600000	Alcohol peroxides, ether peroxides, ketone peroxides & their halog	54 386	1 081 526	251 391	2 928 129
2910100000	Oxirane (ethylene oxide)	0	54 547	0	235 868
2910200000	Methyloxirane (propylene oxide)	2 625 344	14 143 284	4 334 263	23 732 131
2910300000	1-chloro-2,3-epoxypropane (epichlorohydrin)	135 200	689 601	339 120	2 533 855
2910400000	Dioldrin (ISO, INN)	0	1	0	26
2910900000	Other epoxides, epoxyalcohols, epoxy phenols & their halogenated	50	43 456	3 442	332 180
2911000000	Acetals & hemiacetals, whether or not with other oxygen function	17 731	154 267	47 094	652 395
2912111000	Formalin	0	41 605	0	20 201
2912119000	Other methanal (formaldehyde)	0	971	0	20 433
2912120000	Ethanal (acetaldehyde)	84	6 600	5 223	379 269
2912191000	Butanal	36 350	471 424	129 174	1 992 773
2912199000	Other acyclic aldehydes without other oxygen function	59 774	1 356 533	139 557	3 017 215
2912210000	Benzaldehyde	7 140	28 793	24 031	102 956
2912290000	Other cyclic aldehydes without other oxygen function	115 117	1 013 591	779 364	7 457 627
2912410000	Vanillin (4-hydroxy-3-methoxybenzaldehyde)	4 478	347 583	59 026	4 600 272
2912420000	Ethylvanillin (3-ethoxy-4-hydroxybenzaldehyde)	2 724	163 707	44 207	2 996 509
2912490010	Aldehyde-alcohols	400	42 646	6 540	220 099
2912490090	Other aldehyde-ethers, aldehyde-phenols & aldehydes with other c	1 712	77 598	27 961	877 902
2912500000	Cyclic polymers of aldehydes	796	21 980	8 119	193 940
2912600000	Paraformaldehyde	739 458	4 840 851	662 575	3 894 514
2913000000	Halogenated, sulphonated, nitrated or nitrosated deriv. of products	1	19 342	27	27 157
2914110000	Acetone	119 474	11 185 543	158 835	12 769 878
2914120000	Butanone (methyl ethyl ketone)	106 352	18 846 447	244 207	25 000 911
2914130000	4-methylpentan-2-one (methyl isobutyl ketone)	364 423	1 727 359	634 991	3 145 465
2914190000	Other acyclic ketones without other oxygen function	6 897	67 856	63 874	463 191
2914220000	Cyclohexanone and methylcyclohexanones	258 835	1 986 580	574 009	4 402 029
2914230000	Ionones and methylionones	31 889	141 673	356 744	2 028 347
2914291000	Camphor	15 469	362 522	207 035	1 879 217
2914299000	Other cyclanic, cyclenic or cycloterpenic ketones without oth. o:	33 706	717 089	1 018 125	10 810 571
2914390000	Other aromatic ketones without other oxygen function	9 868	255 293	112 652	1 326 046
2914400000	Ketone-alcohols and ketone-aldehydes	70 833	377 166	552 322	2 751 760

I.3. IMPOR MENURUT KOMODITI / IMPORT BY HS COMMODITY
***** AGUSTUS/ AUGUST 2013 *****

HS	Uraian Komoditi Commodity Description	Berat Bersih / Net Weight (Kg)		Nilai / Value C.I.F (US\$)	
		Bulan ini Current Month	Kumulatif Cum.Jan. to date	Bulan ini Current Month	Kumulatif Cum.Jan. to date
2914500000	Ketone-phenols & ketones without otheroxygen function	8 997	192 744	108 662	3 260 783
2914610000	Anthraquinone	10 000	10 007	76 000	76 202
2914690000	Other quinones	1 413	20 253	12 191	354 188
2914700000	Halogenated, sulphonated, nitrated ornitrosated derivatives	1	35 919	98	395 709
2915110000	Formic acid	228 847	1 966 958	204 624	1 849 908
2915120000	Salts of formic acid	128 672	918 741	157 964	680 450
2915130000	Esters of formic acid	16 262	147 928	51 886	603 450
2915210000	Acetic acid	9 230 212	69 446 463	4 506 161	32 848 403
2915240000	Acetic anhydride	0	94 283	0	157 757
2915291000	Sodium acetate; cobalt acetates	117 230	653 187	93 927	836 622
2915299000	Other acetic acid and its salts	265 101	2 254 696	653 132	6 460 375
2915310000	Ethyl acetate	2 243 384	18 437 340	2 134 171	17 877 144
2915320000	Vinyl acetate	813 332	30 707 976	791 474	30 277 307
2915330000	n-butyl acetate	339 024	4 321 185	432 547	5 744 255
2915360000	Dinoseb (iso) acetate	0	392	0	3 269
2915391000	Isobutyl acetate	39 565	191 987	218 533	821 917
2915392000	2-Ethoxyethyl acetate	0	7	0	173
2915399000	Other esters of acetic acid	566 424	7 806 413	1 261 823	18 358 579
2915400000	Mono-, di- or trichloroacetic acids,their salts and esters	204 108	2 464 613	222 732	2 423 837
2915500000	Propionic acids, its salts and esters	207 114	2 403 957	393 529	5 587 946
2915600000	Butanoic acids, pentanoic acids, theirsalts and esters	321 382	2 895 186	766 815	7 399 173
2915701000	Palmitic acid, its salts and esters	109 316	1 424 242	178 152	2 803 728
2915702000	Stearic acid	59 331	741 697	112 065	1 471 724
2915703000	Salts and esters of stearic acid	364 215	4 477 958	789 800	8 921 172
2915901000	Acetyl chloride	2 746	222 336	35 492	664 295
2915902000	Lauric acid, myristic acid, their saltsand esters	623 908	4 492 404	900 051	8 570 106
2915909000	Oth saturated acyclic monocarboxylicacid and their anhydrides, ha	247 302	2 149 976	885 315	8 361 471
2916110000	Acrylic acid and its salts	396 073	5 642 094	769 228	11 055 285
2916120000	Esters of acrylic acid	958 694	18 897 057	1 858 397	36 617 743
2916130000	Methacrylic acid and its salts	109 201	792 580	282 638	2 137 082
2916141000	Methyl methacrylate	3 031 843	28 944 770	6 046 854	60 135 937
2916149000	Other esters of methacrylic acid	174 040	1 915 940	589 127	6 811 087
2916150000	Oleic,linoleic or linolenic acids,theirsalts and esters	198 243	1 127 272	421 946	2 350 957
2916190000	Oth unsaturated acyclic monocarboxylicacids, their anhydrides,hal	112 228	1 313 203	590 285	7 087 742
2916200000	Cyclanic/ cycloterpenic, monocarbo acids, their anhyd,halid,peroxy	68 696	453 501	1 452 772	17 728 772
2916310000	Benzoic acid, its salts and esters	456 594	4 451 329	867 774	8 844 146
2916320000	Benzoyl peroxide and benzoyl chloride	57 886	570 815	89 773	1 105 827
2916340000	Phenylacetic acid and its salt	0	367	0	8 237
2916391000	2,4-dichlorophenyl acetic acid & itsalts and esters	78 500	1 010 276	229 980	3 140 177
2916392000	Esters of phenylacetic acid	0	2 659	0	81 455
2916399000	Oth aromatic monocarboxyclic acids,theiranhyd,halide&peroxi,per	33 480	513 961	441 062	4 422 815
2917110000	Oxalic acid, its salts and esters	49 509	820 960	76 210	881 157
2917121000	Dioctyl adipata, ita salts and esters	260 603	2 310 552	504 695	4 532 086
2917129000	Oth adipic acid, its salts and esters,oth than dioctyl adipata	38 555	411 314	112 988	1 000 111
2917130000	Azelaic acid, sebacic acid, their saltsand esters	33 829	270 219	169 364	1 095 763
2917140000	Maleic anhydride	139 207	2 084 553	248 988	3 905 538
2917190000	Other acyclic polycarboxylic acids,their anhyd,halid,peroxid&perox	152 477	1 189 856	374 313	3 426 521
2917200000	Cyclanic, cyclenic or cycloterpenic polycarboxylic acids, their anhy	50 727	833 193	112 828	1 975 378
2917320000	Dioctyl orthophthalates	333 364	4 406 217	562 962	7 351 640
2917330000	Dinonyl or didecyl orthophthalates	96 000	900 173	191 600	2 080 192
2917341000	Dybutyl orthophthalatas	132 000	553 673	250 907	1 127 914
2917349000	Other esters of orthophthalic acid	42 185	947 890	114 249	2 309 252
2917350000	Phthalic anhydride	3 677 500	27 093 882	5 094 241	39 688 277
2917360000	Terephthalic acid and its salts	1 518 000	63 327 745	1 657 641	73 761 699
2917370000	Dimethyl terephthalate	0	190 004	0	287 003
2917391000	Trioctyltrimellitate	103 005	1 227 920	277 446	2 714 778
2917392000	Oth phthalic compoud of kind used asplasticisers&ester of phthalic	70 201	683 559	133 144	1 374 518
2917399000	Oth aromatic polycarboxylic acids, their anhydrides, halides & perc	434 594	4 846 546	929 841	9 701 967
2918110000	Lactic acid, its salts and esters	165 758	2 239 857	315 550	4 915 698
2918120000	Tartaric acid	42 044	276 488	135 071	855 934
2918130000	Salts and esters of tartaric acid	69 753	395 921	139 558	1 018 776
2918140000	Citric acid	2 787 820	26 220 977	2 604 498	24 486 699
2918151000	Calcium citrata	108 000	1 239 231	183 159	2 019 948
2918159000	Other salts and esters of citric acid	385 621	5 457 758	583 486	7 331 281
2918160000	Gluconic acid, its salts and esters	309 065	4 613 752	304 884	4 080 021
2918190000	Oth carboxylic acids w/ alcohol func butw/o oth oxygen func, their	175 000	1 205 601	364 000	2 831 614
2918210000	Salicylic acid and its salts	52 624	432 439	162 462	1 334 949
2918220000	O-acetylsalicylic acid,its salts andesters	27 000	239 833	94 925	925 666
2918230000	Oth ester of salicylic acid and theirsalts	188 468	1 689 103	547 940	5 355 951
2918291000	Alkyl sulphonic ester of phenol	469	14 973	3 483	97 890
2918299000	Oth carboxylic acids w/ phenol func butw/o oxygen func,their anhy	38 563	532 626	308 707	3 767 222

I.3. IM POR MENURUT KOMODITI / IM PORT BY HS COM M ODITY
***** AGUSTUS/ AUGUST 2013 *****

HS	Uraian Komoditi Commodity Description	Berat Bersih / Net Weight (Kg)		Nilai / Value C.I.F (US\$)	
		Bulan ini Current Month	Kumulatif Cum.Jan. to date	Bulan ini Current Month	Kumulatif Cum.Jan. to date
2918300000	Carboxylic acids w/ aldehyde/ketone func but w/o oxygen func & t	67 729	679 546	1 091 964	11 957 455
2918910000	2,4,5-t(ISO) (2,4,5-trichlorophenoxyacetic acid), its salt & esters	0	241 935	0	442 280
2918990000	Oth carboxylic acid w/ oxygen func& halid,anhyd,peroxid,peroxyac	14 955	630 139	78 642	4 117 274
2919100000	Tris(2,3-dibromopropyl) phosphate	1 400	117 680	6 090	453 150
2919900000	Oth phosphoric ester & their salts inclactophosphates,their haloge	33 701	379 223	125 858	1 390 295
2920110000	Parathion (ISO) & parathion-methyl (ISO) (metylparathion)	4 892	50 844	24 579	474 738
2920190000	Oth thlophosphoric esters and theirsalts,their halogeneted,nitrate	43 964	390 291	93 427	846 522
2920901000	Dimethyl sulphate (dms)	73 692	311 972	287 251	689 040
2920909000	Oth esters of oth inorganic acids of nonmetal&their salts,than dim	442 417	567 326	489 308	777 777
2921110000	Methylamine, di- or trimethylamine andtheir salts	118 461	1 237 423	383 616	2 605 815
2921190000	Oth acyclic monoamines & their derivative,salts thereof	795 619	7 123 384	2 015 119	18 664 806
2921210000	Ethylenediamine and its salts	207 386	1 961 620	466 814	4 400 924
2921220000	Hexamethylenediamine and its salts	13 205	135 738	41 647	727 700
2921290000	Oth acyclic polyamines & their derivative; salt thereof	259 333	2 711 386	825 323	8 543 011
2921300000	Cyclanic, cyclenic /cycloterpenic mono/polyamines&their derivativ	763 813	5 479 834	1 592 094	11 489 964
2921410000	Aniline and its salts	216 500	1 006 797	707 479	3 147 276
2921420000	Aniline derivatives and their salts	421 233	1 754 711	1 172 495	5 736 774
2921430000	Toluidines & their derivatives; saltsthereof	0	10 811	0	100 528
2921440000	Diphenylamine & its derivatives; saltsthereof	11 563	120 128	100 567	597 236
2921450000	1-naphthylamine (_-naphthylamine),2-naphthylamine (?-naphthyl;	3 600	377 870	6 846	2 113 468
2921460000	Amfetamine(INN), benzfetamine(INN),dexametamine(INN),etilam	0	2	0	108
2921490000	Oth aromatic monoamines & their derivate; salts thereof	4 907	31 467	83 238	503 751
2921510000	O-,m-,p-phenylenediam, diaminotoluenes& their derivatives; salts	167 337	2 291 398	568 596	7 428 738
2921590000	Oth aromatic polyamines & their derivate; salts thereof	365 591	2 684 638	1 512 807	15 033 416
2922110000	Monoethanolamina and its salts	66 784	840 099	100 561	1 749 812
2922120000	Diethanolamine and its salts	142 731	1 423 421	201 646	2 070 079
2922130000	Triethanolamine and its salts	114 882	1 517 389	197 208	2 808 284
2922191000	Ethambutol & its salts, esters&oth derivesuitable for produc of anti	15 607	91 913	49 336	1 380 203
2922192000	D-2-amino-n-butyl-alcohol	34 376	289 170	90 239	715 484
2922199000	Oth amino-alcohols,cont one kind of oxygfunc, their athers&ester;	10 126	507 329	390 976	9 403 022
2922210000	Amino hydroxynaphthalene sulphonic acids and their salts	199 968	1 561 276	581 974	5 006 540
2922290000	Oth amino naphthols&oth amino phenol cont one kind of oxygen fu	32 972	254 911	294 310	1 993 565
2922310000	Amfepramone (INN), methadone (INN) & normethadone (INN); sal	0	1	0	69
2922390000	Oth amino aldehydes, amino ketones&aminoquinones cont one ki	275	33 844	7 653	517 726
2922410000	Lysine and its esters; salts thereof	481 654	6 817 644	860 553	12 855 526
2922421000	Glutamic acid	503 001	7 609 032	704 709	10 604 917
2922422000	Monosodium glutamate (MSG)	2 067 500	17 305 981	2 315 986	18 356 988
2922429000	Oth salt of glutamic acid	1 379	40 691	5 930	227 239
2922491000	Mephenamic acid and its salts	41 864	518 981	416 352	5 649 602
2922499000	Oth amino acids, cont one kind of oxygenfunc & their esters; salt t	181 260	2 380 416	1 051 510	15 427 988
2922501000	P-aminosalicylic acid & its salts,esterand other derivatives	100	398 306	13 000	1 022 341
2922509000	Oth amino-alcohol/ amino-acid-phenols&othamino compound w/ i	388 933	1 924 018	785 197	6 301 794
2923100000	Choline and its salts	473 876	6 609 430	514 836	8 488 147
2923201000	Lecithins, whether or not chemicallydefined	1 019 501	8 371 449	1 276 268	10 527 527
2923209000	Phosphoaminolipids, whether or notchemically defined	21 873	241 808	55 946	774 204
2923900000	Oth quarternary ammonium salts andhydroxides whether/ not che	387 734	6 163 753	1 140 761	13 089 241
2924120010	Monocrotophos (ISO)	5 187	8 967	119 940	159 450
2924120090	Fluoroacetamide (ISO) & phosphamidon(ISO)	7 000	22 155	29 496	106 681
2924190000	Oth acyclic amides (incl acyclic carbamates) & their derivatives; sal	218 290	2 241 239	657 564	6 594 378
2924211000	4-ethoxyphenylurea (dulcin)	380	1 930	3 163	109 830
2924212000	Diuron and monouron	0	89 493	0	503 817
2924219000	Oth ureines & their derivatives; saltsthereof	36 509	351 597	341 617	1 943 378
2924291000	Aspartame	70 100	888 006	1 042 245	13 485 907
2924292000	Butylphenylmethyl carbamate, methylisopropyl phenyl carbamate	1	537 481	121	2 081 678
2924299010	Asetaminophen(paracetamol);salicylamide; ethoxybenzamide	444 281	4 795 229	1 675 658	18 432 899
2924299090	Oth cyclic amides(incl cyclic carbamate) and their derivatives; salts	159 337	1 521 052	1 635 102	16 346 954
2925110000	Saccharin and its salts	796	292 366	9 878	1 736 437
2925190000	Oth imides & their derivatives; saltsthereof	32 516	171 817	177 096	870 532
2925290000	Oth imines and their derivatives; andsalts thereof	13 492	232 662	460 664	2 419 974
2926100000	Acrylonitrile	549 198	4 594 411	1 021 126	8 790 794
2926200000	1-cyanoguanidine (dicyandiamide)	20 369	255 627	25 219	1 377 861
2926900000	Other nitrile-function compounds	134 494	1 003 091	4 911 999	24 665 739
2927001000	Azodicarbonamide	111 192	1 767 037	611 470	4 461 583
2927009000	Oth diazo-, azo- or azoxy-compounds	69 986	3 048 223	272 180	8 090 672
2928001000	Linuron	8 000	28 648	96 400	217 488
2928009000	Oth organic derivatives of hidrazine orof hydroxylamine	19 096	622 033	64 240	2 658 152
2929101000	Diphenylmethena dilsocyanata (MDI)	1 148 673	13 143 391	2 730 755	32 250 195
2929102000	Toluene dilsocyanate	2 891 861	26 891 047	6 199 229	63 757 140
2929109000	Oth isocyanates	555 535	3 019 315	447 810	4 639 843
2929901000	Sodium cyclamate	0	57 000	0	118 275
2929909000	Oth compounds with other nitrogen funct	0	21 093	0	110 884

I.3. IMPOR MENURUT KOMODITI / IMPORT BY HS COMMODITY
***** AGUSTUS/ AUGUST 2013 *****

HS	Uraian Komoditi Commodity Description	Berat Bersih / Net Weight (Kg)		Nilai / Value C.I.F (US\$)	
		Bulan ini Current Month	Kumulatif Cum.Jan. to date	Bulan ini Current Month	Kumulatif Cum.Jan. to date
2930200000	Thiocarbamates and dithiocarbamates	82 426	2 293 124	286 838	9 088 458
2930300000	Thiuram mono-, di- or tetrasulphides	7 381	151 113	58 606	500 243
2930400000	Methionine	1 897 339	17 329 033	6 455 433	63 353 827
2930500000	Captafol (ISO) & methamidophos (ISO)	88	88	9 240	9 240
2930901000	Dithocarbonates	109 119	708 713	653 603	3 297 723
2930909000	Oth organo-sulphur compounds	782 179	7 056 494	3 172 973	28 406 257
2931101000	Tetramethyl lead	0	22 960	0	58 637
2931102000	Tetraethyl lead	0	4 000	0	15 400
2931200000	Tributyltin compounds	0	25 255	0	25 245
2931902000	N-(phosphonomethyl) glycine and saltsthereof	783 202	12 310 268	4 608 052	59 709 230
2931903000	Ethephone	344	311 278	2 400	1 749 790
2931904100	Organo-arsenic compounds in liquid form	72 334	515 720	103 078	905 853
2931904900	Organo-arsenic compounds not liquid form	31 105	637 050	214 033	3 220 964
2931909010	Dimethyltin dicloride (DM TDCL)	27 526	1 082 413	207 716	5 520 831
2931909090	Oth of oth organo-inorganic compounds	13 350	758 303	38 113	3 578 994
2932110000	Tetrahydrofuran	245	248 537	3 113	867 081
2932120000	2-furaldehyde (furfuraldehyde)	175	421 094	2 981	671 438
2932130000	Furfuryl alcohol and tetrahydrofurfurylalcohol	86 145	583 544	139 595	981 696
2932190000	Oth comp cont an unfused furan ring(whet/not hydrogenated) in :	8 531	97 102	459 198	3 560 481
2932200010	Coumarin, methylcoumarins andethylcoumarins	6 485	127 470	65 114	1 185 090
2932200090	Other lactones	79 829	892 987	488 499	5 863 089
2932930000	Piperonal	2 000	44 259	58 793	1 175 704
2932991000	Carbofuran	52 240	1 029 267	865 890	20 448 719
2932999000	Oth compound contain unfused furan ring(whet/not hydrogenatec	38 414	1 108 211	774 756	17 475 858
2933111000	Dipyrone (analgin)	1 867	389 422	382 825	4 627 141
2933119000	Oth phenazone (antipyryn) and its derive	7 495	155 125	211 637	3 100 813
2933190000	Oth compound contain an unfused pyrazole ring (whet/not hydrog	17 702	275 046	1 435 476	13 616 103
2933210000	Hydantoin and its derivatives	53 032	527 290	87 279	1 013 325
2933291000	Cimetidine	2 500	26 029	92 808	841 804
2933299000	Oth compounds cont an unfused imidazolering (whet/ not hydrohe	45 730	368 261	716 599	8 348 461
2933310000	Pyridine and its salts	120 146	836 198	1 320 699	4 935 727
2933330000	Alfentanil (INN), anileridine (INN), bezitramide(INN),bromazepam(0	7	0	5 472
2933391000	Chlorpheniramine and isoniazid	24 770	283 556	239 558	3 354 599
2933393000	Paraquat salts	1 387 980	13 921 438	4 368 842	41 831 166
2933399000	Oth compound cont unfused pyridine ring(whet/ not hydrogenatec	366 080	3 079 362	2 860 597	37 795 296
2933410000	Levorphanol (INN) and its salts	0	1	0	301
2933490000	Oth comp cont in struc a quinoline/ isoquinoline ring-syst(whet/ no	66 220	389 290	704 957	6 588 459
2933520000	Malonylurea (barbituric acid) and its salts	0	65	0	16 551
2933530000	Allobarbital(INN),amoberital(INN), barbital(INN),butalbital,butob;	43	9 044	3 204	5 865
2933540000	Other derivative of malonylurea (barbituric acid), salts thereof	363	1 024	2 977	145 189
2933591000	Diazinon	1 609	67 131	25 806	415 667
2933599000	Oth comp cont pyrimidine ring (whet/ nohydrogenated)/piperazin	53 825	676 259	1 758 162	18 742 380
2933610000	Melamine	1 796 988	15 653 468	2 450 847	21 443 685
2933690000	Oth comp cont unfused triazine ring(whet/ not hydrogenated) in st	946 413	7 120 988	1 766 970	12 971 988
2933710000	6-hexanelactam (epsilon-caprolactam)	1 655 200	26 205 893	3 901 958	63 446 439
2933720000	Clobazam (INN) and methyprylon (INN)	54	2 478	94 500	456 875
2933790000	Oth lactams oth than 6-hexanelactam &clobazam & methyprylon	55 939	665 116	302 829	4 909 981
2933910000	Alprazolam(INN), camazepam,chlordiazepoxide(INN), clonazepam,	90	1 223	187 807	923 017
2933991000	Mebendazole or parbendazole	86	47 074	14 180	1 526 906
2933999000	Oth heterocyclic compounds with nitrogenhetero-atom(s) only	133 160	1 098 911	1 681 666	17 344 078
2934100000	Compounds contain unfused thiazole ring(weth/ not hydrogenated	11 364	79 958	226 744	2 336 249
2934200000	Compound containing in structure a benzothiazole ring-system, no	150 617	1 208 494	605 078	4 478 432
2934300000	Compound containing in structure a phenothiazine ring-system,no	45 301	162 305	371 290	1 779 149
2934910000	Aminorex(INN), brotizolam(INN), clotiazepam,cloxazolam,pemolin	0	8 006	0	34 894
2934991000	Nucleic acid and its salts	10 517	437 179	63 715	3 003 681
2934992000	Sultones, sultams, diltiazem	156	29 747	18 083	3 434 949
2934994000	3-azido-3- deoxythymidine	0	34 001	0	178 465
2934995000	Oxadiazon, with a minimum purity of 94%	0	1 001	0	1 955
2934999000	Other nucleic acids&their salts,whet/ not chemically define;oth het	270 190	1 921 736	3 613 780	40 595 891
2935000000	Sulphonamides.	229 752	1 509 674	1 885 947	20 932 464
2936210000	Vitamins A & their derivatives	31 551	281 432	591 782	7 052 381
2936220000	Vitamins B1 & its derivatives	24 626	248 230	443 036	5 591 655
2936230000	Vitamin B2 & its derivatives	21 696	148 737	468 740	4 471 255
2936240000	D-or di-pantothenic acid (vit B3 orvit B5) & its derivatives	25 821	478 123	243 325	4 749 889
2936250000	Vitamin B6 & its derivatives	40 929	244 623	1 093 225	5 163 408
2936260000	Vitamin B12 & its derivatives	6 100	57 744	357 290	3 665 268
2936270000	Vitamin C & its derivatives	209 324	2 670 132	1 243 380	16 309 357
2936280000	Vitamin E & its derivatives	75 375	901 931	1 665 386	17 733 627
2936290000	Oth vitamins & their derivatives	96 800	1 151 685	688 351	10 857 173
2936900000	Provitamin, incl natural concentrates,&its derivative for vit, interm	376 869	2 436 449	2 199 334	18 384 064
2937190000	Oth polypeptide/protein/ glycoprotein&hormones,its derivative&stu	0	924	0	219 923

I.3. IM POR MENURUT KOMODITI / IM PORT BY HS COM M ODITY
***** AGUSTUS/ AUGUST 2013 *****

H S	Uraian Komoditi Commodity Description	Berat Bersih / Net Weight (Kg)		Nilai / Value C.I.F (US\$)	
		Bulan ini Current Month	Kumulatif Cum.Jan. to date	Bulan ini Current Month	Kumulatif Cum.Jan. to date
2937210000	Cortisone,hydrocortisone, prednisone&prednisolone (dehydrohyd	465	5 919	144 963	4 828 233
2937220000	Halogenated derivatives of corticosteroidal hormones	334	3 644	534 453	12 744 299
2937230000	Oestrogens & progestogens	656	10 748	920 983	9 159 397
2937290000	Oth steroidal hormone, their derivative&structural analogues	57	4 505	134 750	4 544 948
2937500000	Prostaglandins,thromboxanes&leukotrienes ,their derivatives & st	12	56	11 850	55 008
2937901000	Hormones of oxygen-function amino-compounds	22 000	114 003	259 000	1 358 962
2937909000	Oth hormone, its derivative & structural analogues	550	4 986	62 000	1 428 658
2938100000	Rutoside (rutin) & its derivatives	8	3 241	210	211 974
2938900000	Oth glycoside, natural/ reprodc by synths& their salts,ethers,esters	4 672	61 655	353 047	2 941 856
2939111000	Concentrates of poppy straw and saltsthereof	0	1 300	0	623 411
2939119000	Buprenorphine,codein,ethylmorphin,etorpine,heroin,morphine,ox	5	7	6 060	6 703
2939190000	Oth alkaloids of opium & their derivates; salts thereof	20	3 986	21 000	680 260
2939209000	Oth alkaloid of cinchona and heir derivatives; salts thereof, oth the	0	80	0	11 382
2939300000	Caffeine & its salts	15 426	392 094	181 650	3 598 771
2939410000	Ephedrine & its salts	150	9 187	9 300	529 686
2939420000	Pseudoephedrine (INN) & its salts	14 641	45 322	839 678	2 553 263
2939490010	Phenylpropanolamine HCl (PPA)	9 500	32 213	434 751	1 485 728
2939490090	Oth ephedrines and their salts oth thanephedrin, pseudo, cathine ,	0	911	0	12 638
2939510000	Fenetyline(INN) & its salts	0	1 001	0	47 536
2939590000	Oth theophylline & aminophylline & theirderivative;salts thereof, (988	50 439	202 935	2 030 932
2939620000	Ergotamine (INN) & its salts	5	17	219	26 636
2939630000	Lysergic acid & its salts	0	1	0	270
2939690000	Oth alkaloids of rye ergot &its derivative; salts thereof	0	319	0	682 904
2939919000	Ecgonine,levometamfetamine,metamfetamine,metamfet racemat	0	363	0	110 203
2939991000	Nicotine sulphate	0	18	0	2 841
2939999000	Oth vegetable alkaloids, natural/ reprodb by synthesis;their salts,eth	806	11 114	73 162	1 827 677
2940000000	Sugars, chemically pure oth than sucrose,lactose, maltose, glucose	200 042	2 306 182	938 685	10 237 676
2941101100	Amoxicillins & its salts, non-sterile	1 129	94 922	85 484	3 932 135
2941101900	Amoxicillins & its salts, sterile	110 292	793 779	3 032 630	22 244 044
2941102000	Ampicillin & its salts	3 600	116 501	99 000	3 950 715
2941109000	Oth penicillins &their derive w/ penicillanic acid structure; salt the	2 081	60 368	553 307	6 809 494
2941200000	Streptomycins & their derivatives; saltthereof	0	68 359	0	380 078
2941300000	Tetracyclines & their derivatives; saltthereof	36 901	359 810	791 330	7 102 162
2941400000	Chloramphenicol & its derivatives; saltthereof	16 056	167 055	588 047	5 639 845
2941500000	Erythromycin & its derivatives; saltthereof	6 736	90 026	228 378	6 191 131
2941900000	Oth antibiotics	235 760	1 557 915	4 324 843	45 438 541
2942000000	Oth organic compounds.	64 965	1 561 657	637 109	13 200 615
3001200000	Extracts of glands or oth organs or oftheir secretions, for organo-tl	20	13 462	3 944	216 522
3001900000	Gland&oth organ for organo-therapeutic&human/ animal substanc	13	601	76 958	512 534
3002101000	Plasma protein solutions	1 001	14 509	355 397	4 510 352
3002103000	Antisera&modified immunological productwhet/not modified/obt	1 553	157 620	699 045	19 533 712
3002109000	Oth blood fractions, whet/not modified/ obtain by biotechnologica	8 738	43 529	1 809 128	10 920 436
3002202000	Pertusis, measles, meningitis or polio vaccines	2 920	9 749	2 990 470	9 237 501
3002209010	Hepatitis vaccine	0	11 067	0	2 602 881
3002209090	Oth vaccines for human medicine oth than tetanus,partusis,messlk	5 512	50 376	4 221 112	27 060 016
3002300000	Vaccines for veterinary medicine	80 572	788 449	2 577 935	24 912 247
3002900000	Human blood;animal blood for therapeutic,prophylactic/ diagnosti	4 715	74 544	504 339	6 966 126
3003101000	Medicaments cont amoxicillin (INN) or itssalts, not for retail sale	225	17 689	3 421	373 271
3003102000	Medicaments cont ampicillin (INN) or itssalts, not for retail sale	0	1	0	2
3003109000	Oth medcn cont penicillins /derivative'sw/ penicillanic acid stru,no	451	1 581	46 351	294 046
3003200000	Medicaments containing oth antibiotics	80	19 552	156 000	1 066 252
3003310000	Medicaments cont insulin not put up inmeasur. doses - for ret sale	0	368	0	34 276
3003390000	Medicaments cont hormon oth insulin/prodhead 2937 not cont an	0	18 772	0	522 685
3003400090	Medicament cont alkaloid/dr v not containhormone/ head 2937/ an	0	6 697	0	2 579 372
3003900000	Oth medicaments cont mix _2 constituentsfor therapeutic/prophy	15 656	459 138	1 828 102	9 000 715
3004101600	Medicaments cont ampicillin,amoxycillin/their salts, of a kind take	2 500	7 229	20 813	65 721
3004101900	Oth medicaments cont penicillins/theirderivatives, in doses/ for ret	27 214	333 268	1 035 387	3 568 982
3004102100	Medicaments cont streptomycins/derivativ, in ointment form, in d	0	64	0	1 875
3004102900	Medicaments cont streptomycins/derivativ,other than ointment fo	490	14 865	173 507	1 410 469
3004201000	Medicaments cont gentamycin, lincomycin,sulfamethoxazole/ deri	0	37 718	0	685 517
3004203100	Medicaments cont erythromycin/its derivative for taking orally, fo	0	15 532	0	237 901
3004203200	Medicaments cont erythromycin/its derivative in ointment form, f	0	3 847	0	556 587
3004203900	Oth medicaments cont erythromycin/derive,oth for taking orally/c	3	1 657	1 308	607 467
3004207100	Medicaments cont tetracycline/chloramphenicols/ derive for taker	0	24 628	0	151 848
3004207900	Medicaments cont tetracycline/chloramphenicols/ derive oth taker	5 990	30 503	33 130	216 032
3004209100	Oth medicaments cont oth antibiotics for taking orally/ointment fo	1 986	11 323	65 408	1 389 797
3004209900	Oth medicaments cont oth antibiotics oth taking orally/ointment f	50 460	329 811	603 991	8 298 342
3004310000	Medicaments contain insulin-but not contantibiotics, in dosses/ for	6 279	53 285	2 622 807	23 736 777
3004324000	Medicaments cont hydrocortisone sodiumsuccinate/fluocinolone ;	528	1 820	2 610	8 425
3004329000	Oth med cont corticosteroid hormon,theirderivative/struc analog,	0	7 650	0	1 053 452
3004390000	Oth med cont hormon oth than coricosteroid&insulin,not cont ant	18 839	430 470	1 883 829	17 804 532

I.3. IMPOR M ENURUT KOM ODITI / IM PORT BY HS COM M ODITY
 *** AGUSTUS/ AUGUST 2013 ***

HS	Uraian Komoditi Commodity Description	Berat Bersih / Net Weight (Kg)		Nilai / Value C.I.F (US\$)	
		Bulan ini Current Month	Kumulatif Cum.Jan. to date	Bulan ini Current Month	Kumulatif Cum.Jan. to date
3004401000	Medicaments cont morphine/its derivative ,for injection, in doses	0	1 691	0	225 211
3004402000	Medicaments cont quinine hydrochloride/dihydro-chlorid,for injec	0	755	0	34 686
3004404000	Medicaments cont quinine/its salts/ antimalaria subtc oth than he	0	5	0	850
3004405000	Medicaments cont papaverine/berberine,of taken orally,in doses	0	375	0	180 375
3004407000	Medicaments cont atropine sulphate, indosses/for retail sale	0	185	0	24 757
3004409010	Medicaments cont morphine/its derivative,for taking orally, in dos	560	1 007	412 246	707 000
3004409090	Medi cont oth alkaloids/derive thereof,not cont hormones/antibic	31 105	1 533 366	198 395	5 081 600
3004501000	Oth medicament cont vitamins of a kindsuitable for children in syr	0	1 550	0	3 960
3004502100	Oth medicament cont vitamins > 1 of kind taken orally	491	1 416	18 603	102 416
3004502900	Oth medicament cont vitamins>1 oth thanof kind taken orally	421	36 555	10 900	2 365 040
3004509100	Oth medicaments cont vitamins A,B or C	71	1 102	16 394	403 191
3004509900	Oth medicament cont vitamin (oth than A,B,C) or oth products of f	20 668	188 846	244 539	4 940 835
3004901000	Transdermal therapeutic systems patchesfor cancer treatment or l	1 559	21 180	309 138	3 580 511
3004902000	Closed sterile water for inhalation,pharmaceutical grade	372	372	10 029	10 029
3004903000	Antiseptics	62 414	611 103	361 122	3 131 965
3004904900	Oth anaesthetics oth than cont procainehydrochloride	1	16 198	6 540	1 661 075
3004905100	Analgesics,antipyretic& oth med cont paracetamol/dipyron,acety/	1 115	5 306	87 634	387 215
3004905200	Analgesics,antipyretics & oth med contchlorphenimamine maleate	0	20	0	11 205
3004905400	Analgesics,antipyretics & oth med contpiroxicam (INN) or ibuprofe	0	17 000	0	172 150
3004905500	Oth analgesic,antipyretic& oth cough/ coldmedicament , in liniment	0	1 082	0	58 756
3004905990	Oth analgesics,antipyretics & oth cough/ cold medicmn, whet/ not	501	39 399	163 513	2 089 686
3004906100	Antimalarials cont artemisinin, artesunate or chloroquine	3 713	7 480	195 000	493 650
3004906900	Oth antimalarials oth than use forherbal medicaments	3	1 347	38	41 172
3004907100	Antihelmintic containing piperazine ormebendazole (INN)	0	3 832	0	26 410
3004907900	Other antihelmintic oth than use forherbal medicaments	0	2 365	0	148 387
3004908100	Oth med for cancer,HIV/ AIDS/ oth intractable disease cont deferorx	1 141	6 277	110 702	867 008
3004908200	Anti HIV/AIDS medicaments	0	1 891	0	378 546
3004908900	Oth medicaments for other intractablediseases oth than HIV/AIDS	1 379	1 525 392	1 810 423	19 636 693
3004909100	Oth medicam cont sodium chloride/ glucose, for infusion	220 230	3 850 438	269 037	5 670 506
3004909200	Oth medicam cont sorbitol/ salbutamol for infusion	6 973	38 908	138 040	1 194 057
3004909400	Oth medicam cont cimetidine/ ranitidine,oth than for injection/inft	436	31 947	295 926	4 954 335
3004909800	Other medicament for herbal medicaments, for retail sale	0	865 323	0	2 124 731
3004909900	Other medicaments oth than herbal medicaments, for retail sale	1 238 132	7 394 024	14 671 317	160 969 992
3005101000	Adhesive dressing& oth articles w/ adhesive layer,impregnate/coat	0	5 875	0	134 585
3005109000	Adhesive dressing& oth articles w/ adhesive layer than impreg/coa	3 798	67 223	85 187	714 237
3005901000	Bandages,impregnated/coated w/ pharmacysubst,for retail for me	35 975	198 260	424 190	2 702 467
3005902000	Gauze, impregnated/coated w/ pharmacysubst,for retail for medic	3 950	73 965	106 428	1 446 896
3005909000	Wadding& similar articles,impregnated/coate w/pharmacy subst,fc	10 757	173 277	417 149	4 552 738
3006101000	Sterile absorbable surgical/ dental yarn; sterile surgical/ dental adhe	3 680	27 172	536 480	3 398 907
3006109000	Sterile surgical catgut,sterile adhesive tissue for surgicl wound clos	4 628	29 465	771 588	5 394 276
3006200000	Blood-grouping reagents	502	6 353	118 535	1 320 794
3006302000	Reagents of microbial origin of kindsuitable for veterinary biologic	468	6 058	5 301	144 326
3006303000	Oth microbial diagnostic reagents	39	764	4 596	90 300
3006309000	Oth opacifying prep for x-ray exam; othdiagnostic reagents designe	7 951	59 519	520 680	3 236 722
3006401000	Dental cements & oth dental fillings	769	8 072	78 041	634 076
3006500000	First-aid boxes & kits	52	3 062	631	43 080
3006600000	Chemical contraceptive prep based on hormones/ on product heac	0	9 608	0	551 245
3006700000	Gel prep designe used in human/vet medic as lubricant for parts o	11 448	46 097	3 439 901	6 578 571
3006910000	Appliances identifiable for ostomy use	0	518	0	175 618
3006929000	Waste pharmaceuticals of medic oth thanfor treatment of cancer,	1	84	146	7 191
3101001100	Supplement fertilizers in liquid form,not chemical treat-of solely vt	53 316	190 920	92 226	306 355
3101001200	Supplement fertilisers in liquid form,chemical intreated of solely vt	44 000	235 900	7 920	70 724
3101001900	Oth supplement fertilisers chem/not chem treated oth than liquid	125 000	1 588 454	122 500	1 590 211
3101009100	Supllment fertilisers, in liquid form, not chemically treated of ani	0	5 082	0	18 432
3101009200	Supplements fertilisers of animal origin(oth than guano), chemical	0	2 265	0	2 802
3101009900	Oth animal/ vegetable fertilisers,mixing/ chemical treat of animal/v	0	80 256	0	395 971
3102100000	Urea, whether/ not in aqueous solution	24 365 000	30 932 325	8 412 439	11 177 838
3102210000	Ammonium sulphate	46 505 800	439 586 980	6 845 869	90 654 233
3102290000	Double salts & mix of ammonium sulphate& ammonium nitrate	22 977	1 007 816	45 108	715 574
3102300000	Ammonium nitrate, whether/ not in aqueous solutions	21 903 000	165 902 465	12 104 413	94 979 631
3102400000	Mixture of ammonium nitrate with calcium carbonate/oth inorgan	360 000	971 915	134 640	379 295
3102500000	Sodium nitrate	662 000	5 013 559	295 645	2 441 796
3102600000	Double salts & mixtures of calciumnitrate & ammonium nitrate	400 000	8 059 059	132 000	3 029 583
3102900000	Oth mineral/ chem fertilisers,nitrogenous,incl mixt not specified in	1 658	330 243	1 439	235 553
3103109000	Superphosphates not feed grade	34 831 000	207 887 538	10 458 548	67 556 948
3103909000	Other mineral or chemical fertilisers,phosphatic, oth than superph	59 063 880	503 186 878	7 750 650	68 383 270
3104200000	Potassium chloride	93 148 359	1 742 597 280	39 403 043	766 030 698
3104300000	Potassium sulphate	20 623	963 671	14 870	693 836
3104900000	Other mineral/ chemical fertilisers,potassic,oth than potassium chl	1 716 954	29 241 913	860 605	14 566 096
3105101000	Superphosphates & calcined phosphaticfertiliser in tablet/sim for	0	3	0	568
3105102000	Min/chem fert cont 2/3 of nitrogen,phosphorus&potassium,in tab	3	147 791	78	254 030

I.3. IM POR MENURUT KOMODITI / IM PORT BY HS COMMODITY
***** AGUSTUS/ AUGUST 2013 *****

HS	Uraian Komoditi Commodity Description	Berat Bersih / Net Weight (Kg)		Nilai / Value C.I.F (US\$)	
		Bulan ini Current Month	Kumulatif Cum.Jan. to date	Bulan ini Current Month	Kumulatif Cum.Jan. to date
3105109000	Oth min/chem fert cont 2/3 of nitrogen,phosp&potass,in tabs/sim	25	12 767	2 102	118 760
3105200000	Mineral/chemical fertiliser contan 3 elements nitrogen,phosphoru	9 294 360	135 055 191	5 188 565	77 621 852
3105300000	Diammonium hydrogenorthophosphate(diammonium phosphate)	14 297 065	63 275 177	7 062 346	33 048 575
3105400000	Ammonium dihydrogenorthophosphate (monoammon phosph)&n	1 544 000	6 792 668	787 240	3 798 833
3105510000	Oth mineral/chemical fertilisers contain nitrates & phosphates	81	9 328 779	789	3 442 574
3105590000	Oth mineral/chemical fertilisers contain nitrogen& fosfor, than nitr	455 276	20 066 557	650 192	10 700 273
3105600000	Mineral/chemical fertilisers contain 2fertilising element phosphoru	1 479	125 241	1 594	175 471
3105900000	Oth mineral/chemical fertiliser cont 2/3elements nitrogen,phosph	29 567	27 210 448	100 614	12 121 795
3201100000	Quebracho extract	29 633	143 207	79 200	310 430
3201200000	Wattle extract	3 000	287 857	4 000	452 965
3201901000	Gambier	0	1 006	0	3 572
3201909000	Oth tanning extract of vegetable origin;tannine & their salts,esters	2 102	25 715	5 034	180 250
3202100000	Synthetic organic tanning substances	123 968	1 909 882	323 731	3 762 476
3202900000	Inorganic tanning subst;tanning prep whe/ not cont natura tanning	215 533	2 393 879	295 829	3 444 391
3203001000	Coloring matter of vegetable or animalsuitable for use in food/drir	4 779	116 981	105 564	2 817 987
3203009000	Coloring matter of vegetable/ animal notsuitable for use in food/dri	11 189	52 217	339 526	2 088 162
3204111000	Disperse dyes & preparations based thereon, crude	826 139	8 712 695	3 367 899	41 143 767
3204119000	Disperse dyes & preparations based thereon, oth than crude	818 935	7 084 124	5 165 011	40 690 938
3204121000	Acid dyes whether or not premetallised & preparations based ther	12 226	747 138	105 678	4 354 422
3204129000	Mordant dyes& preparations based thereon	5 793	173 899	56 309	1 367 618
3204130000	Basic dyes & preparations based thereon	62 324	491 193	189 335	2 010 267
3204140000	Direct dyes & preparations based thereon	306 156	3 489 856	1 649 219	15 506 869
3204150000	Vat dyes(incl those usable in that state as pigments) & preparation:	76 745	2 218 147	634 424	13 145 826
3204160000	Reactive dyes& preparations based thereon	970 823	9 157 861	4 704 625	42 204 277
3204170010	Synthetic organic pigment in powder form	759 625	7 205 300	6 320 610	64 180 721
3204170090	Other pigment&preparations based thereonoth than in powder fo	420 216	4 601 154	2 351 010	28 553 077
3204190000	Oth synth organic coloring matter, inclmix of color subhead 3204.1	261 222	3 287 239	1 001 760	9 478 749
3204200000	Synthetic organic prods of a kind usedas fluorescent brightening a	194 379	2 838 349	1 619 626	19 117 019
3204900000	Oth synthetic organic coloring, matter,w/ or not chemically define	48 346	1 239 328	296 526	6 643 505
3205000000	Color lakes;preparations as specified inthis chap based on color lak	47 494	1 025 400	346 551	4 208 467
3206111000	Pigment base on titanium dioxide contain by weight _ 80 % on dry	4 082 860	44 359 822	11 126 874	125 419 526
3206119000	Prepareate base on titanium dioxide contain by weight _ 80 % on dr	526 798	4 171 677	1 691 134	13 875 996
3206191000	Pigment base on titanium dioxide contain by weight < 80 % on dry	139 025	1 038 407	668 547	5 666 834
3206199000	Prepareate base on titanium dioxide contain by weight < 80 % on dr	97 055	926 041	416 477	4 413 696
3206201000	Chrome yellow,chrome green,molybdateorange/ red base on chroi	91 703	1 108 605	388 778	4 780 544
3206209000	Oth pigments & preparations based onchromium compounds	610	38 115	98 840	934 694
3206411000	Preparations based on ultramarine	208	47 551	3 521	236 192
3206419000	Ultramarine	60 081	1 036 446	204 374	2 197 316
3206421000	Preparations based on zinc sulphide	54 000	170 295	46 710	220 253
3206429000	Litophone & oth pigments based on zincsulphide	16 890	442 585	54 685	1 020 897
3206491000	Preparations of other colouring matter	183 827	1 773 079	969 637	7 299 465
3206499000	Other colouring matter other than ultramarine & lithopone	242 228	2 006 816	1 293 933	13 478 584
3206501000	Preparations of inorganic pigment of akind used as luminophores	26 575	288 942	150 471	2 083 033
3206509000	Oth inorganic pigment/ colouring matterof a kind used as luminopt	40 845	944 691	103 914	3 579 813
3207100000	Prepared pigments, prep opacifiers prepcolors & similar prep	591 983	5 800 067	2 858 076	26 659 410
3207201000	Enamel frits	699 723	6 896 911	727 021	5 969 466
3207209000	Oth vitrifiable enamels & glazes, engobe (slips) similar prep	1 169 510	15 087 327	1 388 084	10 921 071
3207300000	Liquid lustres & similar preparations	61 142	361 008	322 687	2 006 943
3207400000	Glass frit & oth glass, in the form ofpowder granules or flakes	7 541 146	77 681 614	4 013 279	41 229 843
3208101100	Varnishes>100-c hr,based on polyesterfor dental use, dispersed in	239	4 456	1 200	102 310
3208101900	Oth varnishes based on polyesters<100-c hr,disper in a nonaqueoi	21 934	586 906	121 520	2 860 237
3208109000	Other paints & varnishe (incl enamels & lacquers)polyester dispers.	269 859	2 977 156	1 361 378	14 968 463
3208204000	Anti-fouling/ anti-corrosive paints forships hull base on acrylic/ viny	90 545	1 067 203	470 773	4 743 738
3208207000	Varnishes (including lacquers), of akind used in dentistry	4 044	128 745	16 015	344 407
3208209000	Other paints & varnishes (incl enamels& lacquers) based on acrylic/	441 173	4 997 120	2 578 141	25 836 019
3208901100	Varnishes (incl.lacquers),exceed >100-cheat-resistant used in dent	479	17 404	7 102	155 643
3208901900	Varnishes (incl.lacquers),exceed >100-cheat-resistant used in oth t	230 198	2 674 968	1 267 707	14 464 269
3208902100	Varnishes (incl.lacquers),exceed <100-cheat-resistant used in dent	0	16 674	0	45 200
3208902900	Varnishes (incl.lacquers),exceed <100-cheat-resistant used in oth t	112 888	1 669 537	1 950 641	13 980 627
3208909000	Oth paints & varnishes disperssad/ dissolved in a nonaqueous med	634 882	5 628 630	2 895 531	27 909 600
3209101000	Varnishes(inc lacquer)>100-c hr-acrylicvinyl polymer, dispersed in	172 294	1 483 484	443 638	3 373 489
3209104000	Leather paints-based on acrylic or vinyl polymers dispers in a aque	209	6 575	1 825	30 203
3209105000	Anti-fouling/ corrosive paints for shipshulls based on acrylic/ vynil p	126 820	820 010	377 963	2 367 194
3209109000	Oth paints & varnishes dispersedaqueous/ dissolved in aqueuos mec	514 941	4 014 420	953 279	10 368 029
3209900000	Oth paints based on others varnishesdispers in a aqueous medium	560 946	6 011 861	1 669 780	18 355 816
3210001010	Varnishes (incl lacq) exc > 100-c hrresist of a kind used for finish le.	48 258	241 956	173 683	896 921
3210001090	Varnishes (incl lacq) exc < 100-c hrresist of a kind used for finish le.	21 590	291 140	133 251	1 789 498
3210003000	Prepared water pigments of a kind usedfor finishing leather	14 451	141 106	45 430	416 217
3210005000	Polyurethane tar coating of a kind usedfor finishing leather	22 111	253 190	159 888	11 884 167
3210009100	Oth anti-fouling/ corr paints for ships,hulls based on polyurethane	744	95 980	4 895	254 196
3210009900	Other paints & varnishes of a kind usedfor finishing leather	136 176	712 150	1 264 072	3 894 681

I.3. IMPOR M ENURUT KOM ODITI / IM PORT BY HS COM M ODITY
***** AGUSTUS/ AUGUST 2013 *****

HS	Uraian Komoditi Commodity Description	Berat Bersih / Net Weight (Kg)		Nilai / Value C.I.F (US\$)	
		Bulan ini Current Month	Kumulatif Cum.Jan. to date	Bulan ini Current Month	Kumulatif Cum.Jan. to date
3211000000	Prepared driers	110 145	1 218 271	423 037	3 977 336
3212100000	Stamping foils	75 287	668 544	607 963	5 312 499
3212901100	Aluminium paste	193 254	1 819 792	1 419 649	12 034 752
3212901300	White lead dispersed in oil	8 386	208 380	49 154	1 619 010
3212901400	Oth pigments of aluminium paste, whitelead dispersed in oil for le	10 591	406 896	91 537	1 930 563
3212901900	Oth than pigments of aluminium paste,white lead dispersed in oil l	128 632	1 236 622	377 986	5 042 612
3212902100	Dyes and oth coloring matter put of informs or packing in the food	0	700	0	3 830
3212902200	Oth dyes used in the food or drinkindustries	5 294	38 454	8 601	62 308
3212902900	Oth than dyes in the food or drinkindustries	44 446	384 805	336 039	2 944 559
3213100000	Colours in tablet, tube, jar, bottle,pan, similar form or packing for :	41 264	679 562	255 925	2 608 916
3213900000	Oth color not in tablet, tube, jar,bottle, pan/similar form/packing :	25 305	204 210	46 291	804 206
3214100000	Glaziers putty, grafting putty, cementscaulking compound	396 144	4 732 522	1 207 134	15 094 168
3214900000	Oth glaziers putty, grafting putty,cements caulking compound	521 775	5 766 029	1 980 515	18 854 212
3215111000	Printing uv curable inks-black	15 912	95 607	108 414	851 687
3215119000	Printing inks other than uv curableinks- black	197 192	2 406 699	4 882 741	54 552 493
3215190000	Printing inks, other than black	566 855	5 597 894	6 170 189	50 340 292
3215901000	Carbon mass for one time carbon paper	17 304	75 406	39 300	186 599
3215906000	Drawing ink and writing ink	40 949	422 302	436 959	4 467 920
3215907000	Ink of a kind suitable for use withduplicating machines of heading :	331	29 520	3 382	231 540
3215909000	Oth ink of a kind suitable for use withduplicating machines of heac	89 718	975 002	864 910	8 846 805
3301120000	Essential oils of citrus of orange	65 241	607 075	502 523	4 710 192
3301130000	Essential oils of citrus of lemon	3 199	98 508	96 381	2 519 039
3301190000	Other essential oils of citrus fruit	7 503	118 595	237 529	2 319 965
3301240000	Essential oils - of peppermint(mentha piperita)	67 711	356 619	1 488 358	8 245 490
3301250000	Essential oils - oth of peppermint(mentha piperita)	3 982	103 933	75 538	1 510 529
3301290010	Oth essential oil of lemon grass,citronella, nutmeg, cinnamon, ging	0	2 535	0	96 806
3301290020	Oth essential oils of sandalwood	36	215	2 084	9 270
3301290090	Oth essential oils-oth thanpharmaceutical grade	410 851	2 892 842	9 632 406	47 242 729
3301300000	Resinoids	1 937	185 230	63 045	1 453 458
3301901000	Aqueous distillates & solutions ofessential oils suitable for medic u	0	11 865	0	139 686
3301909000	Oth essential oils (terpeneless or not),incl concretes& absolutes; r	68 926	602 590	1 096 426	8 539 772
3302101000	Odoriferous alcoholic prep for thealcohol beverages, liquid form	0	1 020	0	28 634
3302102000	Odoriferous alcoholic prep for thealcohol beverages, in oth form	0	1 000	0	1 176
3302109000	Oth mixed of odoriferous of a kind usedin the food or drink industri	356 758	3 264 866	4 911 649	47 924 107
3302900000	Oth prep based on odoriferous substancesfor the manufacture of l	1 532 996	16 042 805	24 226 840	239 540 709
3303000000	Perfumes & toilet waters	169 573	1 413 456	10 145 560	83 244 003
3304100000	Lip make-up preparations	24 757	278 906	732 466	7 899 870
3304200000	Eye make-up preparations	45 680	407 543	1 053 691	12 288 586
3304300000	Manicure or pedicure preparations	10 736	101 514	152 744	1 315 415
3304910000	Beauty or make up preparations powders,whether or not compres	61 621	577 174	809 520	9 053 583
3304992000	Anti-acne creams	537	3 408	9 541	58 904
3304993000	Oth Face or skin creams & lotions	263 611	2 759 868	4 573 700	43 336 591
3304999000	Oth than anti-acne creams and oth faceor skin creams & lotions	125 048	2 321 165	1 998 984	38 450 322
3305101000	Having anti-fungai shampoo	275	3 895 819	3 149	14 211 402
3305109000	Oth having anti-fungai shampoo	440 735	24 051 465	1 604 134	88 311 218
3305200000	Preparations for permanent waving orstraightening	37 957	277 812	160 541	1 303 893
3305300000	Hair lacquers	50 891	523 729	536 554	3 660 520
3305900000	Others preparations for use on the hair	148 769	4 308 157	793 481	20 991 930
3306101000	Prophylactic pastes & powders	68 861	2 005 227	249 292	11 234 720
3306109000	Oth prophylactic pastes & powders	6 679	174 626	77 682	1 219 669
3306200000	Yarn used to clean between the teeth(denital-floss)	0	3 434	0	104 932
3306900000	Oth yarn used to clean between the teeth(denital-floos)	377	1 277 552	7 964	3 151 510
3307100000	Pre-shave, shaving or after-shavepreparations	9 200	118 486	44 953	616 589
3307200000	Personal deodorants & antiperspirants	76 353	1 380 233	787 081	13 692 861
3307300000	Perfumed bath salts & oth bath prep,deodor room incl prep used r	112 182	2 089 538	256 536	4 264 211
3307411000	Scanted powders (incense) of a kind usedduring religious rites	227 378	1 222 891	118 511	743 577
3307419000	Oth scanted powder (incease) of a kindused during religious rites	110 523	764 065	108 077	875 581
3307491000	Room perfuming preparations, whetheror not having disinfectant	65 316	797 278	308 942	5 407 271
3307499000	Oth prep for perfuming or deodor rooms,incl odoriferous preparat	6 192	165 774	178 909	1 975 558
3307901000	Animal toilet preparations	1 251	31 124	4 060	140 849
3307903000	Papers & tissues, impregnated or coatedwith perfume or cosmetic	217 125	1 149 486	427 494	2 410 319
3307904000	Other perfumery or cosmetics, includingdepiletorles	6 863	64 448	44 709	451 779
3307905000	Contact lens solution	26 632	389 074	106 892	2 359 602
3307909000	Oth animal toilet prep, paper & tissueother ferfume or cosm, cont	997	18 120	9 246	361 859
3401111000	Soap, organic surface-active-for toiletuse-medicated prods	20 244	87 759	31 024	221 359
3401112000	Bath soap	927 410	7 990 012	1 755 771	15 963 328
3401113000	Oth of felt or nonwovens, impregnated,coated or covered with so:	7	3 381	39	24 104
3401119000	Oth medicated prod & oth of felt ornonwovens, impreg, coated w/	99 602	544 694	308 388	1 943 093
3401191000	Of felt/ nonwovens impregnated, coatedwith soap or detergent	0	235	0	4 717
3401199000	Oth of felt or nonwovens, impregnated,coated or covered with so:	11 547	1 272 502	51 086	2 576 074
3401202000	Soap chips	2 412	7 771	5 272	24 996

I.3. IM POR MENURUT KOM ODITI / IM PORT BY HS COM M ODITY
***** AGUSTUS/ AUGUST 2013 *****

HS	Uraian Komoditi Commodity Description	Berat Bersih / Net Weight (Kg)		Nilai / Value C.I.F (US\$)	
		Bulan ini Current Month	Kumulatif Cum.Jan. to date	Bulan ini Current Month	Kumulatif Cum.Jan. to date
3401209100	Soap of a kind used for flotationdeinking or recycled paper	0	1 369	0	1 361
3401209900	Oth soap of kind used for flotationdeinking or recycled paper	1 641	313 791	6 981	371 791
3401300000	Org surf-active prod & prep for washingthe skin in the liq/cream fc	31 204	411 129	326 829	4 196 096
3402111000	Sulphated fatty alcohols	57 403	1 673 504	158 433	3 082 747
3402114000	Sulphanated alkylbenzene	198 695	2 313 991	401 726	4 833 537
3402119100	Wetting agents of a kind used in themanufacture of herbicides	90	558 733	242	1 753 986
3402119900	Oth anionic-organic surface-active agentwith or not put up for ret	875 066	7 582 472	1 626 777	15 522 866
3402121000	Wetting agents used in the manuf ofherbiced-cationic	71 482	743 448	218 166	1 560 122
3402129000	Oth cationic-organic surface-activeagent with/ not put up for retail	543 749	6 605 235	1 267 516	17 919 604
3402131000	Hydroxyl-terminated polybutadiene	414 917	4 305 251	1 191 146	12 675 575
3402139000	Oth hydroxil-terminated polybutadiene	1 144 756	17 438 465	2 855 884	40 607 314
3402191000	Organic surface active of a kindsuitable for use in fire extinguishing	3 261	94 265	9 934	349 116
3402199000	Oth organic surface-active of kindsuitable for use in fire extinguish	900 992	6 946 943	2 395 198	20 208 673
3402201100	Anionic surface active prep. in liquidform-put up for retail sale	121 259	1 278 811	196 483	1 954 051
3402201200	Anionic washing prep & cleaning prep,incl bleach cleans,liquid forr	124 394	1 008 521	412 191	6 051 974
3402201300	Oth surface active preparations- inliquid form, for retail sale	5 291	155 031	9 365	168 576
3402201900	Oth wash prep & clean prep,incl bleachcleans & degreas prep,liqui	160 290	957 239	533 998	4 161 807
3402209100	Anionic surface active prep. oth than inliquid form-for retail sale	554	20 891	1 073	38 589
3402209200	Anionic washing prep & clean prep, inclbleach, cleans-oth than liqu	7 414	2 783 294	8 419	2 461 183
3402209300	Oth surface active preparations	5	10	132	297
3402209900	Oth wash prep & clean prep /cleaningprep incl bleaching, cleansing	122 194	2 579 234	429 289	4 575 878
3402901100	Wetting agents of anionic surface activepreparations	52 944	959 092	183 331	3 204 838
3402901200	Oth anionic wash prep not wetting agents	548 898	7 841 097	1 375 862	18 296 687
3402901300	Anionic washing prep.or cleaning inclbleaching, cleansing or degre	320 533	4 597 851	576 062	7 662 592
3402901400	Wetting agents of other surface activepreparations	29 714	256 235	103 451	589 091
3402901500	Oth organic surface active in liquidform, not wetting agents	116 289	1 095 260	698 340	5 932 608
3402901900	Oth wash prep or clean prep, incl bleachcleans or degreasing prep	177 447	2 376 474	526 002	7 383 996
3402909100	Wetting agents of anionic surface activepreparations	16 303	224 743	54 850	630 437
3402909200	Anionic wash prep & clean prep,inclbleach,cleans-not liquid-not re	86 088	761 534	321 403	2 914 084
3402909300	Anionic surface-active prep,not liquidform not for retail sale	40 195	470 535	107 930	1 615 443
3402909400	Anionic surface-active prep, not liquidform, wetting agent not for	18 958	89 827	42 913	321 315
3402909500	Anionic surface-active prep, not liquidform,not wett agent not for	231 650	4 567 795	1 115 664	9 883 049
3402909900	Oth wash/ lean prep,incl bleach cleansoth than liquid-not for retail	19 224	317 625	56 260	1 115 353
3403111100	Liquid lubricating oil prep, for treatmof textile,or oth material, con	38 883	499 689	142 977	1 666 978
3403111900	Oth liquid preprtion for the treatmenttextile or oth materials, cont	12 238	240 618	46 508	952 936
3403119000	Oth prep for the treatment of textile materials,oth than liquid,con	200 522	2 560 069	630 903	7 889 424
3403191100	Liquid oil for aircraft engine contpetroils/oils obtain. bituminous m	7 480	62 211	50 240	431 943
3403191200	Oth liquid prep content silicone oil,cont petrole oils,or bituminous	9 555	287 171	38 283	1 233 466
3403191900	Oth liquid for other purposes contpetrol oil or bituminous mineral	971 932	14 885 320	2 532 400	37 490 878
3403199000	Oth lubricating prep cont petroleum oil	215 799	1 989 664	991 155	10 280 648
3403911100	Liquid prep cont silicone oil-for treatof textile,or oth matt,not cont	50 044	442 498	191 804	1 872 319
3403911900	Liquid prep for treatment of textilemater,not cont petroleum oil &	220 791	2 122 726	582 963	6 587 932
3403919000	Liquid preparat for treatment of textilor the material, not cont pet	595 538	5 814 891	1 705 951	16 074 797
3403991100	Liquid oil for aircraft engine not contpetroleum oils or oils obtain t	2	10 947	62	91 194
3403991200	Oth liquid prep content silicone oilcont petrol oil,or bituminous mi	17 906	73 431	43 457	247 802
3403991900	Oth liquid for other purpose not contpetroleum oil or bituminous i	27 917	582 747	90 412	2 386 946
3403999000	Preparat for treat of textile,leatheroth mater,not cont petrol oil,nc	524 784	3 333 686	2 113 660	17 341 877
3404200000	Artificial waxes & prepared waxes,ofpoly(oxyethylene) (polyethylene	344 643	2 758 959	807 650	7 192 835
3404901000	Oth artificial waxes & prepared waxes.	20 000	132 350	93 000	482 906
3404909000	Oth artificial waxes & prepared waxes.	813 643	9 866 863	2 151 302	26 017 153
3405100000	Polishes, creams & similar preparat forwear or leather	52 304	163 188	253 366	823 253
3405200000	Polishes,creams & similar prep for themaintenance of wooden furn	4 501	11 663	43 925	132 008
3405300000	Polishes & similar prep for coachwork,oth than metal polishes	69 901	697 729	203 395	1 856 769
3405401000	Abrasive lapping & honing,in the form offlour,scouring pastes & pc	0	22 199	0	84 074
3405409000	Oth scouring pastes & powders & othscouring preparations	19 844	85 046	112 513	541 467
3405901000	Metal polishers	2 441	150 205	18 837	405 062
3405909000	Oth polishes & cream, for footwear,furniture, floors	294	350 331	9 233	727 483
3406000000	Candles, tapers & the like	30 619	595 269	38 918	986 507
3407001000	Modelling pastes, incl those put up forchildrens amusement	5 572	129 434	11 007	349 323
3407002000	Prep known as ""dental wax"", in sets,packings,retail sale or in plat	51	343	258	6 929
3407003000	Other preparations for use in dentistry,with a basis of plaster of ca	185	19 748	22 712	467 675
3501100000	Casein	280 900	2 064 690	2 719 648	18 996 805
3501901000	Caseinates & other casein derivatives	164 520	1 931 917	1 781 793	20 456 172
3501902000	Casein glues	0	215	0	222 114
3502110000	Egg albumin - dried	0	72 145	0	544 497
3502200000	Milk albumin,incl concentrates of >= 2whey proteins	119 040	606 775	1 281 452	7 559 992
3502900000	Oth egg albumin	7	2 599	478	113 852
3503001100	Glues of fish glues	4	4 796	246	13 424
3503001900	Glues of oth than fish glues	24 291	63 621	21 714	162 728
3503003000	Isinglass	1 892	20 501	11 336	96 919
3503004100	Gelatin in powder form with bloatinglevel a-250 or b-230 or higher	22 302	205 471	149 277	1 625 952

I.3. IMPOR MENURUT KOMODITI / IMPORT BY HS COMMODITY
***** AGUSTUS/ AUGUST 2013 *****

HS	Uraian Komoditi Commodity Description	Berat Bersih / Net Weight (Kg)		Nilai / Value C.I.F (US\$)	
		Bulan ini Current Month	Kumulatif Cum.Jan. to date	Bulan ini Current Month	Kumulatif Cum.Jan. to date
3503004900	Oth gelatin derivatives,isinglass,othglue of animal origin,excl casein	298 260	2 360 673	2 417 186	18 825 234
3504000000	Peptones and their derivatives, othprotein substances and their	213 362	3 241 269	1 478 744	13 637 334
3505101000	Dextrins, soluble or roasted starches	2 082 132	38 578 190	1 717 912	28 851 102
3505109000	Oth dextrins & oth modified starches	5 277 433	45 268 274	5 235 998	46 389 719
3505200000	Glues based on starches/ dextrins	305 220	3 287 710	793 940	9 051 151
3506100000	Prods suitable for use as glues/ adhesive for ret sale as glues/adhes	258 862	4 064 433	1 229 716	12 298 697
3506910000	Adhesives based on polymers of heading39.01 to 39.13 or on rubb	1 655 469	19 436 568	7 951 706	61 998 827
3506990000	Oth adhesives based on polymers of headings 39.01 to 39.13 or on	1 685 324	12 920 029	6 013 166	48 974 185
3507100000	Rennet & concentrates thereof	100	36 368	2 805	277 831
3507900000	Oth enzymes; prepared enzymes nes or include	319 639	2 921 248	2 533 449	20 253 374
3601000000	Propellent powders	0	9 401	0	291 500
3602000000	Prepared explosive, oth than propellent powders	114 676	1 029 627	1 600 643	10 742 589
3603001000	Semi-fuses, elemented caps, signal tubes	0	5 027	0	19 168
3603002000	Safety fuses or detonating fuses	2	104 199	25	496 611
3603009000	Oth safety fuses, detonat fuses,percussion detonat caps,igniters,el	233 104	1 895 561	6 325 026	43 227 267
3604100000	Firecrackers and other fireworks	1 048 092	17 568 544	1 359 938	24 352 543
3604903000	Signalling flares or rockets	0	1	0	56
3604909000	Oth miniatur pyrotechnic munitions & percussions cap for toy, sign	0	47 634	0	230 769
3605000000	Matches ,oth than pyrotechnic article of 36.04	0	20	0	189
3606100000	Liquid/ liquified-gas fuel in containers used for filling or refilling <= 3	0	29 086	0	29 270
3606901000	Solid or semi-solid fuels, solidified alcohol & oth similar prepared fu	3	79	553	12 334
3606902000	Lighter flints	267	74 720	3 159	897 219
3606903000	Oth ferro-cerium & oth pyrophoric alloy in all forms	0	262	0	6 444
3606904000	Resin torches, firelighters & the like	2 034	25 348	1 425	65 035
3606909000	Oth solid or semi-solid fuels,solidified alc & oth similiar prep fuels	1	34 140	374	98 055
3701100000	Photographic plates & film in the flatsensitised for x-ray	40 276	403 336	875 004	10 021 345
3701200000	Photographic plates & film in the flatsensitised for instants print fil	2 324	8 743	124 369	532 878
3701300000	Oth plates & film, with any side>255 mm	210 910	1 905 225	1 176 253	10 146 990
3701911000	Photo plates & film in the flatsensitised suitable for use in the prin	226	5 921	1 089	11 363
3701919000	Oth photo plates & film in the flatsensitised suitable for use in the	1 527	5 393	2 018	11 027
3701991000	Oth plats & film photograp (polychrome) specially manuf for print	189 521	971 378	171 831	819 787
3701999000	Oth polychrome suitable for use in theprinting industry	2 069	18 230	39 388	153 640
3702100000	Photographic film in rolls, sensitised for x-ray	5 917	19 955	62 529	517 947
3702320090	Oth photo film in roll, sensitised suitable for use in medical,surgical	0	1 782	0	7 026
3702390010	Infra red transparent film	0	2	0	4
3702390090	Oth film, without perforat, of a width <105 mm	111	954	21 244	97 271
3702420090	Film oth than for color photogr',width >610mm, length >200m	0	138	0	207
3702430090	Oth film, width > 610mm, length < 200m specially prepared for me	290	5 603	10 096	100 613
3702440010	Infra red transparent film, 105mm < width < 610mm	0	11 365	0	111 128
3702440090	Oth film, 105mm < width < 610mm, specially prepared for medical s	7 370	22 808	38 288	164 873
3702529090	Oth film for color photo width < 6mm, length < 14 m for medical serv	0	21	0	1 590
3702530000	Film for color photo 16mm < width < 35mm, length < 30m for slides	0	2	0	3 132
3702544000	Film for color photo 16mm < width < 35mm, length < 30m oth than for	0	4	0	163
3702549000	Oth film for color photo 16mm < width < 35mm, length < 30m, oth th	0	3 634	0	75 706
3702562000	Film width > 35mm, for color photography for cinematography	0	1	0	25
3702569000	Oth film width > 35mm, for color photography special prepared for r	0	52	0	150
3702979000	Oth film width < 35mm, length > 30 suitable for use in cinematograp	2	6 908	9	144 288
3702989000	Oth film oth than for color photography	0	10 926	0	19 246
3703101000	Photographic paper, paperboard & textil, unexposed, rolls, width of l	699	63 286	12 940	155 881
3703109000	Photographic paper, paperboard & textil, unexposed, rolls, width of l	16 711	515 928	42 855	3 116 230
3703200000	Oth photograph paper, sensitis, unex-posed for color photography	116 437	1 356 192	570 711	9 303 262
3703900000	Oth photograph paper, paperboard & textsensitised, unexposed.	14 557	209 116	27 246	455 584
3704001000	Plate & film for x-ray, unexposed but not developed	2 222	5 076	27 457	31 208
3704009000	Oth photograph plates, film, paper, paper-board & textiles, expos bu	5 402	66 325	27 317	424 843
3705100000	Photograph plates & film, exposed & developed, for offset reprodu	9 383	62 082	5 418	72 215
3705901000	Photograph plates & film, exposed & developed for x-ray	0	1 532	0	5 130
3705902000	Microfilms, exposed and developed	0	384	0	6 358
3705909000	Oth photograph plates & film, expos & developed, oth than cinemat	24 436	370 678	28 612	597 945
3706103000	Cinematograph film, expos & develop, of width >= 35 mm, with pictur	0	2	0	8
3706109000	Oth cinematograph film, expos & developed of a width >= 35 mm	136	1 348	13 006	121 488
3706903000	Oth cinematographic film, expos & develop with or not incorporat in	2	286	12	3 322
3706904000	Cinematographic film, expos & develop < 35 mm, only of sound tra	2	2	1 332	1 332
3706909000	Oth cinematogrp hic film, expos & develop with or not incorporating	1	1	1	1
3707100000	Sensitising emulsion, for photo use (oth than varnishes, glue, adhes	16	50 639	2 225	295 736
3707901000	Flashlight materials, unmixed prods for photo uses, put up in meas	0	5 173	0	27 781
3707909000	Oth chemical prep for photographic uses, put in measur portions, r	139 058	2 192 524	1 267 985	13 036 180
3801100000	Artificial graphit, in the form of paste blocks, plates or oth semiman	201 835	2 966 384	346 534	5 201 816
3801200000	Colloidal/ semi-colloidal graphite, in pastes, blocks, plates or oth ser	110	6 149	3 946	60 185
3801300000	Carbonaceous pastes for electrodes & similar paste & for furnace li	1 218 469	10 014 806	507 007	6 639 360
3801900000	Oth artificial graphit; colloidal or semigraphite, pastes, blocks or pla	233 897	1 846 118	325 630	3 319 359
3802100000	Activated carbon, including spent animal black	814 215	6 611 657	1 176 604	9 863 999

I.3. IM POR MENURUT KOMODITI / IM PORT BY HS COM M ODITY
***** AGUSTUS/ AUGUST 2013 *****

HS	Uraian Komoditi Commodity Description	Berat Bersih / Net Weight (Kg)		Nilai / Value C.I.F (US\$)	
		Bulan ini Current Month	Net Weight (Kg) Kumulatif Cum.Jan. to date	Bulan ini Current Month	Value C.I.F (US\$) Kumulatif Cum.Jan. to date
3802901000	Activated bauxite, including spent animal black	94 000	94 000	29 271	29 271
3802902000	Activated clays & activated earth, incl spent animal black	227 922	3 001 304	753 853	2 273 206
3802909000	Oth activat natural mineral prod, animal black include spent animal	756 802	12 293 522	533 738	9 791 803
3803000000	Tall oil, whether or not refined	2 769	113 888	7 918	316 348
3804001000	Concentrated sulphite lye	10 800	848 236	19 980	841 992
3804009000	Oth residual lyes from woodpulp with or not concentrat, desugar /	946 804	6 760 669	1 636 290	11 851 169
3805100000	Gum, wood or sulphate turpentine oils	10 583	101 679	19 572	200 113
3805900000	Oth terpenic oil produc by the distillat of coniferous wood & oth cr	228 128	1 380 342	556 351	3 452 400
3806100000	Rosin & resin acids	6 821	297 991	20 772	1 147 778
3806200000	Salt of rosin, of resin acid, of drv or resin acid, oth than salt of rosin :	31 000	126 451	101 000	396 412
3806301000	Ester gums - in blocks	0	39 153	0	84 785
3806309000	Ester gums - in oth forms	107 463	851 209	431 919	3 324 393
3806901000	Run gums in blocks	0	200	0	2 881
3806909000	Oth derivates rosin & resin acids thereo	499 438	5 083 569	1 070 561	10 719 824
3807000000	Wood tar, wood tar oils, wood creosote, wood naphtha, vegetable	3 523	86 345	3 550	129 310
3808501000	Insecticides, in subhd note 1	157 585	1 501 302	719 175	8 730 293
3808502100	Fungicides in aerosol containers	14 980	94 983	44 328	468 547
3808502900	Oth fungicides in aerosol containers	121 745	1 628 867	436 270	4 644 306
3808503900	Oth herbicides in aerosol containers	19 935	1 321 116	13 974	1 971 857
3808504000	Herbicides, anti-sprouting products subhnote 1	0	8 291	0	55 602
3808505000	Herbicides plant-growth reg subhd note 1	6 000	80 788	23 160	1 018 722
3808506000	Disinfectants, subhd note 1	109 305	343 769	305 493	1 456 453
3808509100	Wood preserv, being prep oth surface coat cont insect/ fungi subhd	0	245	0	3 354
3808509900	Oth disinfec, smlar prod, put up in form/ pack for ret sale, subhd 1, nc	0	104 780	0	522 568
3808911100	Intermediate preparation for the mnfact of insecticides cont 2-(1-M	16 000	103 239	155 200	442 670
3808911900	Oth intermediate preparat for the mnfact of insecticides cont 2-(1-M	226 989	3 263 187	2 771 661	23 171 057
3808912000	Intermediate preparation for the mnfact of insecticides of mosquit	816	2 059	4 385	38 142
3808913000	Intermediate preparation for the mnfact of insecticides of mosquit	0	31 186	0	170 689
3808919100	Insecticides in aerosol containers havina deodorosing function	38	245 446	870	465 710
3808919200	Oth insecticides in aerosol containers having a deodorosing functio	11	185 841	422	699 455
3808919300	Oth insecticides in oth aerosol containehaving a deodorosing funct	23 840	121 065	136 400	720 412
3808919900	Oth insecticides in oth aerosol containehaving oth function	430 589	4 963 602	4 868 853	58 022 944
3808921900	Oth fungicides, in aerosol container w/ avalidamycin cont <3% netti	77 449	1 277 986	210 608	3 323 738
3808929000	Oth fungicides, in aerosol container	604 664	6 811 056	4 796 244	49 435 893
3808931100	Herbicides, anti-sprouting product and plant-growth regulator in ae	4 000	4 000	19 200	19 200
3808931900	Oth herbicides, anti-sprouting product & plant-growth regulator in :	2 097 856	17 848 398	7 408 886	83 134 337
3808932000	Herbicides, anti-sprouting products not subhd note 1	0	26 498	0	79 007
3808933000	Herbicides, plant-growth regulator, not subhd note 1	441 839	2 681 420	1 067 358	8 837 654
3808941000	Disinfectants containing mixtures of coal tar acid and alkalis	462	3 882	2 601	11 789
3808942000	Oth disinfectants containing mixtures of coal tar acid and alkalis in	3 081	4 278	17 346	20 756
3808949000	Oth disinfectants containing mixtures of coal tar acid and alkalis	29 982	505 712	236 840	2 575 204
3808991000	Wood preserv containing insecticides or fungicides	50 240	375 924	101 732	612 008
3808999000	Oth wood preserv containing insecticides or fungicides	177 711	1 290 870	489 358	4 695 286
3809100000	Finish agent, dye carriers to accele with a basis of amylaceous subst	110 085	2 456 643	121 862	3 094 754
3809911000	Finish agent, dye carriers to accele kind used in the textile or like in	2 129 165	18 368 721	2 861 255	26 944 629
3809919000	Softening of finish agent, dye carrier to accele kind used in the tex/	1 104 726	9 910 689	2 540 971	23 538 473
3809920000	Oth finish agent, dye carriers to accele kind used in the paper or like	2 151 639	18 477 390	4 073 566	34 561 381
3809930000	Oth finish agent, dye carriers to accele kind used in the leather or lil	213 224	2 088 747	472 896	5 889 885
3810100000	Pickling prep for metal surfac, soldering, brazing, welding powders	950 146	7 136 769	3 692 673	29 444 836
3810900000	Other prep of a kind used as cores or coating for weld electrodes o	382 533	4 506 413	1 050 572	13 848 820
3811110000	Anti-knock preparation, based on lead based on lead compound	0	6 815	0	21 971
3811190000	Oth anti-knock preparations	129 665	825 143	599 124	4 069 497
3811211000	Additive for lubricat oils, cont petro oil & oil obtain from bitumin, re	32 801	88 780	202 499	637 760
3811219000	Additive for lubricat oils, cont petro oil & oil obtain from bitumin, ni	3 612 579	35 023 501	15 450 287	143 775 160
3811290000	Oth additive for lubricat oils, cont petrol oil & oil obtain from ot mn	62 915	1 446 972	746 574	4 621 433
3811901000	Anti knock prep, rust preventativ & corrosion inhibitors	250 537	3 380 955	953 997	13 394 209
3811909000	Oth anti-knock prep., for mineral oil liquid used as mineral oils	509 072	4 820 148	1 404 753	18 334 355
3812100000	Prepared rubber accelerators	1 627 044	14 894 963	4 514 281	40 713 303
3812200000	Compound plasticisers for rubber or plastics	1 135 687	11 054 033	2 073 474	20 409 616
3812300000	Anti oxidising prep & oth compound stabilisers for rubber or plastic	2 448 720	21 725 424	6 566 100	60 520 932
3813000000	Prep. & charge for fire-extinguisher charged fire-extinguishing gren	219 458	2 190 547	539 984	5 379 235
3814000000	Organic composite solvents & thinners, prepared paint or varnish r	693 067	7 069 328	1 927 665	19 248 459
3815110000	Supported catalyst, with nickel/ nickel compounds as the active sub	121 242	1 272 085	1 484 821	12 662 279
3815120000	Supported catalyst, with precious metal compounds as the active s	12 490 224	12 693 045	821 246	8 526 936
3815190000	Oth supported catalysts	184 705	6 718 650	1 508 731	48 836 355
3815900000	Oth reaction initiators, reaction accelerators catalytic prep, nes or in	1 027 313	7 042 583	5 156 511	38 306 167
3816001000	Refractory cements	1 629 995	15 237 121	1 564 130	13 582 640
3816009000	Oth refractory cements	2 459 149	18 277 575	1 384 993	17 137 967
3817000000	Mixed alkyl benzenes & mixed alkyl naphthalanes oth than head 27	72 007	56 558 008	166 430	109 625 100
3818000000	Wafers/ discs with silicon content	29 346	502 687	2 027 201	35 161 372
3819000000	Hyd brake fluid & oth for hyd trnsmsion whether or not cont <70% v	156 218	3 410 211	429 649	7 594 205

I.3. IMPOR M ENURUT KOM ODITI / IM PORT BY HS COM M ODITY
***** AGUSTUS/ AUGUST 2013 *****

H S	Uraian Komoditi Commodity Description	Berat Bersih / Net Weight (Kg)		Nilai / Value C.I.F (US\$)	
		Bulan ini Current Month	Kumulatif Cum.Jan. to date	Bulan ini Current Month	Kumulatif Cum.Jan. to date
3820000000	Anti-freezing preparations & prepared and prepared de-icing fluids	695 752	4 012 008	1 288 134	8 523 500
3821001000	Prepared culture media for development of micro organics	4 252	73 879	293 678	3 014 089
3821009000	Oth prepared culture media for development of micro organics	503	35 527	27 279	395 235
3822001000	Plate, sheet, film, foil & strip of plastic impregtd/ coated with diag re	35 316	222 930	1 326 354	11 471 934
3822002000	Paperboard, cellulose wadding & web fibre impregtd/ coated with	3 080	182 857	103 077	2 036 971
3822003000	Sterilisation indicator strips and tapes	11 824	79 694	171 702	1 628 920
3822009000	Oth diagnostic/ lab reagents & prepared whether or not head 30.02	186 648	1 725 944	3 247 732	41 349 434
3823110000	Stearic acids	1 123 270	6 769 800	1 115 638	7 241 577
3823120000	Oleic acids	203	141 605	1 222	248 695
3823130000	Tall oils fatty acids	21 381	767 544	38 574	1 187 615
3823191000	Acids oil from refining	10	2 674	5 542	17 206
3823199000	Oth industrial monocarboxylic fatty acid	487 083	21 810 005	929 599	18 932 890
3823701000	Industry fatty alcohols in the form of wax	33 409	236 674	99 045	811 324
3823709000	Oth industry fatty alcohols in the form of wax	1 716 886	11 853 375	2 418 503	16 344 616
3824100000	Prepared binders for foundry moulds or core	554 421	5 922 964	668 444	8 350 894
3824300000	Non-agglomerated metal carbides mixed together with metallic bir	2 054	33 956	13 679	232 480
3824400000	Prepared additives for cements, mortars or concretes	2 229 494	24 342 841	4 031 305	41 601 392
3824500000	Non-refractory mortars & concretes	60 009	2 095 209	39 709	1 417 866
3824600000	Sorbitol oth than that of subheading 2905.44	274 630	3 963 898	162 006	2 540 221
3824719000	Oth mix cont halogenated, drv methane, ethane cont cfc, pfc, hf	24	17 310	360	329 528
3824720000	Mix cont halogenated, drv methane, ethane cont bromochlorodi(tr	96	338	12 160	17 948
3824730000	Mix cont halogenated, drv methane, ethane containing hbfc	2 306	9 672	82 924	376 307
3824749000	Oth mix cont halogenated, drv methane, ethane cont hbfc < 70% petro o	1 804	64 987	17 048	326 757
3824750000	Mix cont halogenated, drv methane, ethane containing carbon tetr	4 706	34 332	22 039	138 391
3824760000	Mix cont halogenated, drv methane, ethane cont 1,1,1-3-chloroetha	0	1 456	0	8 336
3824780000	Mix cont halogenated, drv methane, ethane cont pfc or hf but nc	40 436	322 190	243 201	1 791 002
3824790000	Other mix cont halogenated, drv methane, ethane	384 596	4 380 738	1 585 484	17 821 735
3824810000	Mix & preparation containing oxirane (ethylene oxide)	32 082	192 306	85 779	553 875
3824820000	Mix & preparation containing pbbs, PCBs, PCTs	46 800	103 280	328 380	734 502
3824830000	Mixtures & preparation containing tris(2,3-dibromopropyl) phosph	41 600	611 323	85 240	1 130 419
3824901000	Ink removers, stencil correctors & oth, corrector fluids in package	98 174	1 002 174	507 148	4 357 027
3824903000	Copying pastes with a basis of gelatin presented in bulk/ ready to us	42 878	672 487	153 542	1 613 538
3824904000	Composite inorganic solvents	585 800	4 122 321	2 095 970	13 925 685
3824905000	Acetone oil	1 186	69 529	17 146	481 358
3824906000	Preparations/ mixtures cont monosodium glutamate	72 501	814 317	812 350	4 589 661
3824907000	Mixtures of chemical, of a kind used in manufacture of foodstuff	363 990	5 563 983	1 453 138	22 845 280
3824909100	Naphthenic acids, their water insoluble salts and their esters	263 036	2 590 444	968 643	10 579 053
3824909900	Oth prods & preparations cont cfc-11, 12, 115, and halon	1 131 425	10 746 618	4 951 993	49 946 026
3825301000	Clinical waste	0	1	0	1
3825309000	Clinical waste	0	1	0	10
3825900000	Oth residual prods of the chemical/ allied industry	0	5	0	714
3826009090	Oth coconut methyl ester and fatty acid methyl ester	0	12 521 683	0	11 524 705
3901101200	Linier Low Density Polyethylene in the form of liquids or pastes	62 500	1 344 754	97 166	2 180 846
3901101900	Oth linier Low Density Polyethylene in the form of liquids or pastes	1 119 106	9 662 216	1 950 374	17 054 574
3901109200	Polyethylene having a specific gravity < 0.94 in oth form	10 621 213	108 491 381	14 779 772	172 658 493
3901109910	Low Density Polyethylene	11 298 365	121 503 413	17 915 472	184 274 497
3901109990	Oth low Density Polyethylene	811 328	5 047 152	1 566 894	10 869 426
3901200000	Polyethylene having a specific gravity 0.94 or more	17 014 609	190 555 466	25 900 682	280 390 048
3901300000	Ethylene-vinyl acetate copolymers	4 007 668	37 087 295	6 570 464	60 162 482
3901904000	Polymers of ethylene in dispersions	614 851	4 051 724	985 387	6 789 623
3901909000	Oth polymers of ethylene in oth form	6 126 856	66 873 251	12 134 160	127 629 254
3902103000	Polypropylene in oth form	75 760	1 007 980	87 523	1 001 624
3902109010	Polypropylene in dispersion	850 728	1 816 927	528 486	2 957 321
3902109020	Polypropylene in granule form	32 186 843	400 571 972	48 436 450	594 559 708
3902109090	Polypropylene in oth form	2 212 755	23 788 467	4 756 233	51 234 872
3902200010	Polysobutylene liquids/ pastes	107 425	1 894 320	270 630	5 331 192
3902200090	Polysobutylene in oth forms	68 269	697 946	232 544	2 256 947
3902303000	Propylene copolymers in liquid or pastes	117 293	926 384	725 238	5 411 139
3902309010	Propylene copolymers in granule	15 339 390	187 714 433	24 702 624	304 811 814
3902309090	Propylene copolymers in other forms	245 281	6 748 061	461 035	11 454 789
3902901000	Oth polymers of propylene in oth form	52 511	614 169	143 176	1 870 610
3902909010	Oth polymers of propylene in liquid or pastes	0	40 446	0	123 585
3902909090	Oth polymers of propylene in oth form	301 502	4 192 382	976 979	13 251 618
3903111000	Expansible polymers of styrene in granule	661 021	6 820 153	1 488 507	15 477 447
3903119000	Oth expansible polymers of styrene in granule	297 209	6 420 981	700 742	12 122 428
3903191000	Unexpansible polymers of styrene in dispersions	89 544	1 978 878	227 788	3 119 709
3903192100	High impact polystyrene in granules	1 548 153	18 206 240	3 045 815	33 867 538
3903192900	Oth high impact polystyrene in granule	178 792	5 891 929	557 942	11 872 837
3903199100	Oth high impact polystyrene in oth form	230 128	1 953 826	515 808	4 163 841
3903199900	Oth polymers of styrene in primary form	637 450	6 586 284	1 339 227	13 320 571
3903204000	Styrene-acrylonitrile (SAN) copolymers in aqueous dispersion	22	36 653	575	48 429

I.3. IM POR MENURUT KOMODITI / IM PORT BY HS COMMODITY
***** AGUSTUS/ AUGUST 2013 *****

HS	Uraian Komoditi Commodity Description	Berat Bersih / Net Weight (Kg)		Nilai / Value C.I.F (US\$)	
		Bulan ini Current Month	Kumulatif Cum.Jan. to date	Bulan ini Current Month	Kumulatif Cum.Jan. to date
3903205000	Styrene-acrylonitrile (SAN) copolymers not in aqueous dispersion	0	50	0	100
3903209000	Oth styrene-acrylonitrile (SAN) copolymers	829 819	7 937 529	2 066 584	19 081 789
3903304000	Acrylonitrile-butadiene-styrene (ABS) copolymers in aqueous dispersion	0	12 570	0	53 945
3903306000	Acrylonitrile-butadiene-styrene copolymers in granules	2 386 694	22 753 690	5 568 800	54 774 275
3903309000	Acrylonitrile-butadiene-styrene copolymers in other form	6 139 612	53 043 998	13 606 895	118 826 537
3903903000	Oth polymers of styrene in aqueous dispersion	75 590	889 134	254 895	1 966 518
3903909100	High impact polystyrene of acrylonitrile-butadiene-styrene	5 096	431 508	12 297	1 200 532
3903909900	Oth high impact polystyrene of acrylonitrile-butadiene-styrene	329 684	3 089 853	1 202 266	11 295 918
3904101000	PVC homopolymers, suspension type not mixed with oth substance	1 969 800	14 425 934	2 065 857	15 341 433
3904109100	PVC in granule	101 555	1 520 116	143 092	2 850 283
3904109200	PVC in powder	1 627 719	17 190 420	1 656 485	17 244 421
3904109900	PVC in other form	2 417 953	19 400 474	3 181 220	25 089 789
3904211000	Oth poly(vinyl chloride) non plasticised in granule	23 000	115 050	50 270	241 300
3904212000	Oth poly(vinyl chloride) non plasticised in powder	124 825	469 227	151 254	639 741
3904219000	Oth poly(vinyl chloride) non plasticised in oth form	163 839	906 940	720 818	2 069 483
3904221000	Oth poly(vinyl chloride) plasticised in dispersions	98 906	913 496	142 315	1 139 610
3904222000	Oth poly(vinyl chloride) plasticised in granule	76 384	884 306	175 547	1 458 522
3904223000	Oth poly(vinyl chloride) plasticised in powder	452	31 712	2 009	61 260
3904229000	Oth poly(vinyl chloride) plasticised	330 510	2 691 783	685 745	5 205 583
3904301000	Vinyl chloride-vinyl acetate copolymers in granule	20 190	379 081	116 167	1 236 209
3904302000	Vinyl chloride-vinyl acetate copolymers in powder	72 166	863 127	195 149	2 055 363
3904309000	Vinyl chloride-vinyl acetate copolymers in oth form	172 759	1 130 814	400 130	2 367 392
3904401000	Oth vinyl chloride copolymers in granule	16 000	190 959	54 880	614 957
3904402000	Oth vinyl chloride copolymers in powder	28 068	204 775	62 278	749 492
3904409000	Oth vinyl chloride copolymers in oth form	92 273	872 328	326 735	2 578 352
3904504000	Vinylidene chloride polymer in dispersion	96 000	616 499	203 520	1 252 144
3904505000	Vinylidene chloride polymers in granule	205	268 669	332	413 579
3904506000	Vinylidene chloride polymers in powder	0	351	0	466
3904509000	Vinylidene chloride polymers in oth form	466 470	4 255 396	875 569	8 363 611
3904611000	Fluoro-polymers polytetrafluoroethylene in granule	330	3 158	5 154	32 952
3904612000	Fluoro-polymers polytetrafluoroethylene in powder	0	160	0	5 436
3904619000	Fluoro-polymers polytetrafluoroethylene in oth form	4 247	50 655	99 548	828 325
3904693000	Fluoro-polymers polytetrafluoroethylene dispersions	0	13 120	0	120 532
3904694000	Oth fluoro-polymers in granule	0	2 000	0	42 000
3904695000	Oth fluoro-polymers in powder	0	542	0	13 827
3904699000	Oth fluoro-polymers in oth form	4 139	66 387	101 040	1 061 574
3904903000	Oth fluoro-polymer polytetrafluoroethylene dispersions	0	237	0	1 937
3904904000	Oth polymers vinyl chloride in granule	0	48 058	0	56 691
3904905000	Oth polymers vinyl chloride in powder	21 129	116 501	73 130	308 284
3904909000	Oth polymers vinyl chloride in oth forms	11 730	159 954	33 656	772 294
3905120000	Poly(vinyl acetate) in aqueous dispersions	16 010	369 799	26 644	566 553
3905191000	Oth poly(vinyl acetate) in liquids or pastes	510	4 180	7 650	30 472
3905199000	Oth poly(vinyl acetate) in oth form	74 420	402 594	84 187	538 642
3905210000	Vinyl acetate copolymers in aqueous dispersions	156 622	3 856 070	159 854	4 066 261
3905290000	Oth vinyl acetate copolymers	63 131	1 004 142	161 682	2 463 161
3905301000	Poly(vinyl alcohol) in aqueous dispersions	53 170	1 022 922	111 180	2 090 925
3905309000	Poly(vinyl alcohol) in other form	1 167 443	18 150 394	2 808 805	32 825 334
3905911000	Copolymers of vinyl acetate or of oth vinyl ester in dispersions	14 228	15 832	16 698	20 433
3905919000	Copolymers of vinyl acetate or of oth vinyl ester in oth form	48 692	610 951	225 414	2 167 054
3905991000	Oth copolymer of vinyl acetate in aqueous dispersions	0	16 426	0	140 924
3905992000	Oth copolymer of vinyl acetate in nonaqueous dispersions	0	286	0	14 800
3905999000	Oth polymer of vinyl acetate/oth vinyl esters; oth vinyl polymers; pi	65 582	590 363	631 357	8 320 613
3906101000	Poly(methyl methacrylate) in dispersions	63 634	477 619	139 816	1 266 326
3906109000	Oth poly(methyl methacrylate) in oth form	746 153	6 696 037	2 049 612	19 025 598
3906902000	Oth acrylic copolymers in dispersions	728 157	8 004 884	1 364 112	13 474 436
3906909200	Sodium polyacrylate	1 484 369	2 799 557	3 195 059	6 300 689
3906909900	Oth sodium polyacrylate	3 548 993	56 977 734	10 078 076	150 164 589
3907100000	Polyacetals	681 090	6 043 331	1 819 983	15 889 811
3907201000	Polytetramethylene ether glycol	1 783 545	13 182 329	4 406 379	33 569 734
3907209000	Oth polytetramethylene ether glycol	6 945 412	50 957 349	14 570 440	108 346 831
3907302000	Epoxide resins of kind used for coating, in powder	42 330	1 115 439	215 409	4 324 419
3907303000	Epoxide resins in liquids/pastes	684 332	7 746 460	3 113 593	33 723 952
3907309000	Epoxide resins in oth form	836 254	9 920 455	3 345 163	35 787 179
3907400010	Optic grade w/ mell flow rate index > 25gr/ 10 min in pack of nat w/	204 283	3 252 911	517 664	8 336 487
3907400090	Other polycarbonates	2 014 706	26 164 525	5 305 949	69 551 738
3907501000	Alkyd resins in the form of liquids or pastes	23 552	258 976	47 501	778 762
3907509000	Alkyd resins in oth form, except liquids or pastes	23 289	484 497	88 813	1 530 667
3907601000	Poly(ethylene terephthalate) in dispersions	95 086	485 581	124 081	951 704
3907602000	Poly(ethylene terephthalate) in granules	3 351 089	35 177 602	5 032 174	53 537 473
3907609000	Poly(ethylene terephthalate) in oth form	8 323 765	68 274 522	12 193 130	107 900 198
3907700000	Poly(lactic acid)	774	116 503	9 342	358 614

I.3. IMPOR MENURUT KOMODITI / IMPORT BY HS COMMODITY
***** AGUSTUS/ AUGUST 2013 *****

HS	Uraian Komoditi Commodity Description	Berat Bersih / Net Weight (Kg)		Nilai / Value C.I.F (US\$)	
		Bulan ini Current Month	Kumulatif Cum.Jan. to date	Bulan ini Current Month	Kumulatif Cum.Jan. to date
3907912000	Oth polyesters unsaturated in chip form	1 235 768	3 053 604	908 002	4 335 041
3907913000	Oth polyesters unsaturated in the form of liquids or pastes	115 192	919 120	203 400	2 073 044
3907919000	Oth polyesters unsaturated in oth form	423 385	3 748 858	1 035 970	9 854 004
3907994000	Oth polyesters saturated of a kind used for coating, in powder form	66 646	736 716	143 277	1 407 092
3907999000	Oth polyesters saturated in oth form	3 794 842	28 266 077	7 680 487	64 605 012
3908101000	Polyamides in primary forms, polyamide-6	4 284 984	38 144 815	12 596 708	117 369 463
3908109000	Polyamides in primary forms, polyamide-11,-12,-6,6,-6,9,-6,10 or -	884 126	10 462 269	3 298 134	38 861 951
3908900000	Oth polyamides, oth than polyamide -6,-11,-12,-6,6,-6,9,-6,10 or -f	357 933	2 832 939	1 369 070	10 585 551
3909101000	Urea resins, thiourea resins in moulding compounds	392 364	5 032 481	1 349 382	14 248 891
3909109000	Other urea resins; thiourea resins	911 623	6 365 071	665 248	6 131 569
3909201000	Melamine resins in moulding compounds	164 594	2 644 182	421 449	4 563 670
3909209000	Other melamine resins, except in moulding compounds	74 452	1 381 295	186 754	3 977 568
3909301000	Oth amino-resins in moulding compound	399 902	3 206 402	898 133	7 242 541
3909309100	Glyoxal monourein resin, except in moulding compounds	71 414	1 139 901	222 053	3 333 672
3909309900	Oth amino-resins, not glyoxal monourein resin, not in moulding co	428 778	6 189 345	1 215 302	15 856 858
3909401000	Phenolic resins in moulding compound oth than phenol formaldeh	421 498	2 817 278	985 697	6 924 566
3909409000	Other phenolic resins, not in moulding compounds	1 096 991	13 241 320	2 664 407	24 832 916
3909500000	Polyurethanes	1 901 378	22 601 785	7 445 323	76 156 500
3910002000	Silicones in dispersions or in solutions	497 460	5 986 975	2 180 930	26 329 112
3910009000	Silicones not in dispersions or in solutions	290 678	3 953 617	1 641 552	27 540 274
3911100010	Petroleum,coumarone,indene/ coumarone-indene&polyterpanes i	128 855	1 343 349	358 915	3 103 690
3911100090	Petroleum,coumarone,indene/ coumarone-indene&polyterpanes r	1 669 081	16 777 865	4 702 137	45 496 005
3911900000	Polysulphides, polysulphones and othproduct specified in Note 3 t	809 438	8 343 448	2 576 066	27 959 219
3912110000	Cellulose acetates non-plasticised	499	20 787	6 435	237 225
3912120000	Cellulose acetates plasticised	208	157 864	2 511	862 452
3912201900	Oth cellulose nitrates; including collodions; non plasticised	262 643	3 051 503	788 666	8 457 178
3912202000	Cellulose nitrates; including collodions; plasticised	0	6	0	939
3912310000	Carboxymethylcellulose & its salts	792 971	6 587 633	2 293 648	21 685 213
3912390000	Oth cellulose ethers, not carboxymethylcellulose & its salts	348 934	3 498 407	2 499 123	24 061 179
3912902000	Other cellulose and its chemical derivatives,in the form of granule:	1	592 254	29	487 449
3912909000	Other cellulose and its chemical derivatives in other form	183 680	2 098 385	1 328 528	15 104 641
3913100000	Alginic acid, its salts & esters	40 853	993 619	262 698	5 214 478
3913901000	Oth natural polymers & its modified;hardened proteins	3 022	75 196	97 197	762 952
3913902000	Oth natural polymers & its modified;chemical derivatives of natur:	0	183 159	0	1 119 892
3913903000	Oth natural polymers & its modified;starch-based polymers	830	41 792	5 058	163 621
3913909000	Oth natural polymers & its modified; inother form	249 782	2 826 106	1 218 043	13 886 786
3914000000	Ion-exchanger base on polymer of heading 39.01 to 39.13, in prim	1 560 479	5 313 334	1 453 220	12 940 582
3915101000	Waste, parings & scrap, of polymers ofethylene; of non-rigid cellul	1 621 262	14 462 656	313 731	3 321 949
3915109000	Waste, parings & scrap, of polymers ofethylene; of rigid cellular pr	8 430	8 099 195	3 288	2 404 558
3915301000	Waste, parings & scrap,polymers of vinyl chloride; non-rigid cellul:	0	26 586	0	11 299
3915900000	Waste, parings & scrap, of other plastic	10 487 172	66 179 391	7 905 210	50 609 672
3916101000	Monofilament of polymers of ethylene	533	21 302	5 419	49 647
3916102000	Rods, sticks & profile shape of polymer of ethylene	50 531	142 756	135 167	716 051
3916201000	Monofilament polymers of vinyl chloride	20 879	168 906	120 771	704 723
3916202000	Rods,sticks & profile shapes of polymer of vinyl chloride	237 391	2 774 960	445 807	3 819 258
3916904100	Monofilament other plastic of hardenedproteins	42	163	1 382	4 404
3916904900	Other plastics of hardened proteins	974	45 665	1 036	221 510
3916905000	Other plastics of vulcanised fibre	1	22 679	19	175 040
3916906000	Other plastics of chemical derivatives of natural rubber	0	231	0	1 548
3916909100	Other monofilament of other plastics	17	2 268	2 218	40 588
3916909900	Oth plastic,except monofilament,hardened proteins,vulcanised fib	30 392	855 845	328 659	4 793 786
3917101000	Artificial guts (sausage casings) ofhardened proteins	7 374	67 315	272 655	2 318 421
3917109000	Artificial guts (sausage casings) ofcellulosic materials	98 523	1 193 993	944 850	9 855 995
3917210000	Tubes,pipes & hoses, rigid, of polymers of ethylene	629 602	1 315 719	751 941	4 665 286
3917220000	Tubes,pipes & hoses, rigid, of polymers of propylene	69 286	634 596	273 148	2 853 549
3917230000	Tubes,pipes & hoses, rigid, of polymers of vinyl chloride	167 970	2 476 871	345 540	3 887 638
3917290000	Tubes,pipes & hoses, rigid, of polymers of other plastics	205 390	3 052 703	961 905	13 414 459
3917310000	Flexible tubes, pipes and hoses having a minimum burst pressure c	25 626	1 348 303	234 498	4 297 222
3917321000	Sausage/ham casing,not reinforced orcombined w/ oth material,w	2 222	34 855	52 677	869 344
3917329000	Oth unflexible tube,pipe&hose,not reinforced or combined materi	248 852	1 942 283	2 714 168	21 464 144
3917330000	Oth tube,pipe,not reinforced/ otherwisecombined w/ oth material	21 690	245 937	63 510	774 972
3917390000	Other tubes, pipes and hoses	492 419	4 323 283	1 183 246	14 045 495
3917400000	Fittings of plastics	456 372	4 601 173	2 218 167	22 599 714
3918101100	Tiles of polymers of vinyl chloride	60 846	1 001 302	41 712	1 089 370
3918101900	Oth floor covering of polymers of vinylchloride	1 249 236	11 275 040	814 196	10 258 208
3918109000	Wall or ceiling coverings of polymers of vinyl chloride	611 623	5 401 257	517 615	5 106 704
3918901100	Tiles of polyethylene	0	250 305	0	322 639
3918901300	Oth floor coverings of polyethylene	33 671	591 880	62 768	1 005 430
3918901400	Oth floor coverings of chemicalderivatives of natural rubber	0	841	0	2 689
3918901900	Other floor coverings of other plastics	333 022	1 544 672	1 262 626	5 415 975
3918909100	Wall or ceiling covering of polyethylene	446 944	2 411 672	1 000 855	4 837 613

I.3. IM POR MENURUT KOMODITI / IM PORT BY HS COMMODITY
***** AGUSTUS/ AUGUST 2013 *****

HS	Uraian Komoditi Commodity Description	Berat Bersih / Net Weight (Kg)		Nilai / Value C.I.F (US\$)	
		Bulan ini Current Month	Kumulatif Cum.Jan. to date	Bulan ini Current Month	Kumulatif Cum.Jan. to date
3918909200	Wall or ceiling coverings of chemical derivatives of natural rubber	0	15 868	0	38 763
3918909900	Wall or ceiling coverings of other plastic	304 482	2 416 531	846 981	6 398 853
3919101000	Self-adhesive plate, sheet, film, foil, tape & strip, width ≤ 20cm; polymer	87 569	1 059 287	488 309	4 762 771
3919102000	Self-adhesive plate, sheet, film, foil, tape & strip, width ≤ 20cm; polyethylene	89 835	1 127 599	1 093 336	9 158 387
3919109000	Self-adhesive plate, sheet, film, foil, tape & strip, width ≤ 20cm; other plastic	814 750	5 786 582	6 631 351	61 641 796
3919901000	Self-adhesive plate, sheet, film, foil, tape & strip, width ≥ 20cm; polymer	316 159	3 424 401	944 083	10 209 245
3919902000	Self-adhesive plate, sheet, film, foil, tape & strip, width ≥ 20cm; of hard plastic	5 748	48 887	79 345	513 561
3919909000	Self-adhesive plate, sheet, film, foil, tape & strip, width ≥ 20cm; of other plastic	2 687 620	26 718 377	9 905 478	96 090 525
3920100000	Other plate, sheet, film, foil & strip, ethylene polymer, non-cellular & not biaxially oriented	2 070 966	20 897 587	5 956 078	58 338 026
3920201000	Biaxially Oriented Polypropylene (BOPP) film, of polymers of propylene	2 799 342	24 459 158	5 633 154	49 127 415
3920209000	Other plate, sheet, film, strip, propylene polymers, non-cellular & not reinforced	475 643	5 164 705	2 396 092	21 146 781
3920301000	Polymers of styrene of a kind used as an adhesive by melting	7 973	182 317	97 821	2 185 458
3920302000	Acrylonitrile butadiene styrene (ABS) sheet used in the refrigerator	42 070	226 687	302 936	2 596 250
3920309000	Polymer styrene not used as an adhesive by melting; not ABS sheet	31 070	417 640	656 839	5 369 857
3920430000	Polymers of vinyl chloride tape; weight ≥ 6% of plasticisers	373 596	5 991 557	922 311	12 431 376
3920490000	Polymers of vinyl chloride tape; weight < 6% of plasticisers	1 727 160	17 033 851	2 223 114	29 630 590
3920510000	Acrylic polymers of poly(methyl methacrylate)	10 148	227 806	113 723	639 701
3920590000	Other acrylic polymer except poly(methyl methacrylate)	33 171	708 453	57 658	1 085 529
3920611000	Plates & sheets of polycarbonates	144 352	2 529 668	292 443	5 294 449
3920619000	Polycarbonates except plates and sheets form	113 631	1 120 158	733 599	6 328 094
3920620000	Poly(ethylene terephthalate)	1 816 446	24 086 219	4 024 202	42 700 498
3920630000	Unsaturated polyesters	19 911	243 838	40 296	517 403
3920690000	Other polyester, not polycarbonate, poly(ethylene terephthalate) & un	472 028	5 447 063	2 369 558	17 993 661
3920711000	Cellophane film	103 046	1 394 323	587 213	7 680 176
3920719000	Other regenerated cellulose, except cellophane film	9 180	118 069	13 781	196 350
3920730000	Cellulose acetate or its chemical derivatives	0	10 218	0	27 842
3920799000	Other cellulose derivatives, except nitrocellulose	0	1 041	0	7 597
3920911000	Film of poly(vinyl butyral) in safety glass, thickness 0.38-0.76mm w	73 127	1 172 105	362 270	6 190 893
3920919000	Other poly(vinyl butyral)	38 538	836 983	240 800	2 617 377
3920921000	Plate, sheet, foil & strip of polyamides-6	90 819	351 229	477 501	2 112 900
3920929000	Other plate, sheet, foil & strip of polyamides, except polyamides-6	107 526	1 722 563	457 653	6 762 132
3920930000	Plate, sheet, foil & strip of amino-resins	11 089	178 560	46 615	1 032 093
3920941000	Phenol formaldehyde (bakelite) sheets	24 440	255 483	16 891	583 746
3920949000	Other plate, sheet, foil & strip of phenolic resins, except phenol forma	120 502	1 028 107	66 674	1 052 981
3920991000	Other plate, sheet, foil & strip; of other plastic; hardened protein/chemical	8 272	164 820	106 540	1 271 565
3920999000	Other plate, sheet, foil & strip; of other plastic; not hardened protein/chem	235 166	3 100 729	907 005	7 540 802
3921112000	Plates, sheets, film, foil & strip, cellular, of polymers of styrene; rigid	0	13 138	0	55 657
3921119000	Plates, sheets, film, foil & strip, cellular, of polymers of styrene; not ri	27 250	220 181	148 636	1 429 983
3921120000	Plates, sheets, film, foil & strip, cellular, of polymers of vinyl chloride	1 069 316	16 741 968	1 703 305	20 099 293
3921131000	Plates, sheets, film, foil & strip, cellular, of polyurethanes; rigid	17 613	251 598	188 670	1 807 541
3921139000	Plates, sheets, film, foil & strip, cellular, of polyurethanes; not rigid	134 975	1 606 136	1 042 457	12 174 718
3921142000	Plates, sheets, film, foil & strip, cellular, of regenerated cellulose; rigid	0	11	0	82
3921149000	Plates, sheets, film, foil & strip, cellular, of regenerated cellulose; not	1 327	302 550	3 225	634 499
3921192000	Plates, sheets, film, foil & strip, cellular, of other plastics; rigid	34 202	280 646	165 980	2 619 582
3921199000	Plates, sheets, film, foil & strip, cellular, of other plastics; not rigid	1 969 410	19 774 150	2 342 305	21 751 692
3921901000	Plates, sheets, film, foil & strip, of vulcanised fibre	67 897	360 138	101 783	1 027 752
3921902000	Plates, sheets, film, foil & strip, of hardened proteins	845 076	7 717 407	1 608 601	13 902 005
3921903000	Plates, sheets, film, foil & strip, of chemical derivatives of natural rubb	0	57 895	0	335 785
3921909000	Other plates, sheets, film, foil & strip, of plastics	3 772 992	35 480 640	8 180 368	74 219 046
3922101000	Baths	33 870	289 942	226 841	1 866 170
3922109000	Shower-baths, sinks & washbasins	75 415	779 374	380 396	5 267 998
3922200000	Lavatory seats and covers	112 076	873 207	560 637	4 189 221
3922901100	Parts of flushing cisterns, of plastics	8 089	167 738	66 997	1 261 633
3922901200	Flushing cisterns equipped with their mechanisms	43 974	110 776	271 428	747 807
3922901900	Other lavatory pans, flushing cisterns & urinals	8 602	290 551	16 329	1 035 295
3922909000	Similar sanitary ware, of plastics	119 128	964 042	1 415 342	4 186 951
3923101000	Film, tape and optical disc cases	18 463	317 307	120 623	2 581 693
3923109000	Other boxes, cases, crates and similar articles	1 888 709	17 256 056	4 630 938	44 983 959
3923211100	Aseptic bag reinforced w/ alum foil; width ≥ 315mm; length ≥ 410mm	39 095	135 191	545 357	2 093 646
3923211900	Aseptic bag reinforced w/ alum foil; width < 315mm; length < 410mm	116 885	4 407 303	410 485	7 274 155
3923219100	Aseptic bag not reinforced w/ alum foil; width ≥ 315mm; length ≥ 410mm	14 950	126 405	67 308	711 608
3923219900	Aseptic bag not reinforced w/ alum foil; width < 315mm; length < 410mm	533 031	5 266 955	2 517 172	23 022 639
3923291000	Aseptic bag not reinforced w/ alum foil; width ≥ 315mm; length ≥ 410mm	10 984	409 347	136 618	3 030 611
3923299000	Aseptic bag not reinforced w/ alum foil; width < 315mm; length < 410mm	788 024	5 969 504	3 424 692	27 934 912
3923302000	Multilayer fibreglass reinforced fuel container	75 845	569 501	297 341	2 111 549
3923309000	Other carboys, bottles, flasks & similar articles	740 288	6 616 632	2 696 392	24 922 004
3923401000	Spool, bobbin & similar support; suitable for machines heading 84.44	88 094	649 733	389 742	3 461 872
3923409000	Other spool, cop, bobbin & similar support	49 303	575 262	498 625	4 726 893
3923500000	Stoppers, lids, caps and other closures	843 380	8 137 518	4 724 709	48 258 674
3923901000	Toothpaste tubes container, of plastic	2 427	67 602	19 026	768 822
3923909000	Other articles for the conveyance/packing goods of plastics	1 528 956	14 860 292	4 728 943	42 051 945

I.3. IMPOR MENURUT KOMODITI / IMPORT BY HS COMMODITY
***** AGUSTUS/ AUGUST 2013 *****

HS	Uraian Komoditi Commodity Description	Berat Bersih / Net Weight (Kg)		Nilai / Value C.I.F (US\$)	
		Bulan ini Current Month	Kumulatif Cum.Jan. to date	Bulan ini Current Month	Kumulatif Cum.Jan. to date
3924100010	Tableware & kitchenware of melamine	95 735	721 098	321 165	2 249 411
3924100090	Tableware & kitchenware except from melamine	15 095	491 904	125 201	2 709 526
3924901000	Bed pans, urinals (portable type) & chamber pots; of plastics	16 195	175 098	65 887	692 491
3924909000	Other household articles & hygienic/ toilet articles, of plastics	1 437 345	13 556 392	5 078 450	52 026 706
3925100000	Reservoirs, tanks, vats & similar contain. capacity <= 300 litres	180 469	447 979	360 422	872 624
3925200000	Doors, windows & their frames & threshold for doors	169 649	1 596 188	196 147	2 243 573
3925300000	Shutters, blind (include Venetian blinds) and similar articles and pa	76 649	753 901	224 128	1 884 976
3925900000	Oth builder ware plastic, not elsewhere specified or included	174 189	2 230 071	570 717	4 755 419
3926100000	Office or school supplies of plastics	241 971	2 979 461	439 657	7 440 349
3926206000	Articles of apparel used for protection from chemical, radiation/ fire	169 185	248 390	591 639	1 616 684
3926209000	Oth articles of apparel & clothing accessories; of plastics	599 411	4 983 159	2 571 488	26 580 756
3926300000	Fittings for furniture, coachwork or the like	142 649	1 235 526	746 156	5 147 262
3926400000	Statuettes & other ornamental articles	89 554	1 038 780	265 699	3 133 669
3926901000	Floats for fishing nets, of plastics	33 192	537 909	93 144	2 107 775
3926902000	Fan & handscreen, frames & handles and parts	28 455	305 698	155 735	809 632
3926903200	Plastic moulds with denture imprints	0	1 587	0	59 219
3926903900	Oth hygienic, medical & surgical articles; of plastics	405 088	3 428 996	3 842 380	31 427 596
3926904100	Police shields, of plastics	0	195	0	403
3926904200	Protective mask for use in welding & similar works	27 047	294 535	243 966	2 255 562
3926904400	Life saving cushions for the protection of persons falling from hegh	0	274	0	3 468
3926904900	Other safety and protective devices	34 030	609 744	392 630	4 844 978
3926905300	Transmission or conveyor belts or beltin	12 474	309 904	206 470	4 228 387
3926905500	Plastic J-hooks or bunch blocks for detonators	16 599	183 985	110 395	893 673
3926905900	Other industrial articles, of plastics	1 027 793	8 407 376	13 127 858	98 035 984
3926906000	Poultry feeders	0	5 066	0	39 868
3926907000	Padding for articles of apparel or clothing accessories	174 717	1 909 493	681 588	8 853 735
3926908100	Shoe lasts	36 798	327 948	503 614	4 951 929
3926908200	Prayer beads	1 520	8 055	941	10 213
3926908900	Cards for jewellery/ small objects of personal adornment	129 333	1 643 720	422 189	5 208 664
3926909100	Other articles of plastics & other material of kind used for grain sto	31 162	442 825	213 910	3 067 097
3926909200	Empty capsules of a kind suitable for pharmaceutical use	4 915	11 745	26 501	154 750
3926909900	Other articles of plastics and other material	2 066 528	19 651 704	12 306 050	98 565 689
4001101100	Centrifuge concentrat, containing ammonia >= 0.5%; natural rubber	1 399 034	10 887 141	2 472 166	21 241 043
4001101900	Natural rubber latex, containing ammonia >= 0.5%; in other forms	0	106 767	0	243 996
4001102900	Natural rubber latex, containing ammonia < 0.5%; in other forms	102 203	415 304	227 131	923 771
4001213000	Natural rubber in smoked sheets, RSS Grade 3	0	164 909	0	286 259
4001219000	Natural rubber in other forms	17 600	216 383	39 600	542 223
4001222000	Technically Specified Natural Rubber (TSNR) 20	0	1 109 000	0	3 341 411
4001223000	Technically Specified Natural Rubber (TSNR) L	7 739	68 530	46 228	246 020
4001229000	Other Technically Specified Natural Rubber (TSNR)	576 684	2 260 463	1 071 607	5 738 919
4001292000	Latex crepes	216	6 962	4 406	99 628
4001297000	Skim rubber	20 000	60 164	58 000	182 581
4001299900	Other natural rubber in other forms	1 000	308 589	5 489	774 992
4001309900	Other balata, gutta-percha, guayule, chicle similar natural gums, in c	8 375	47 520	30 777	159 941
4002110000	Styrene-butadiene rubber, Carboxylated styrene-butadiene rubber; i	508 914	4 777 012	776 124	8 254 759
4002191000	SBR, XSBR; in primary forms/ in vulcanised, uncompound plates, shee	2 444 605	33 144 746	5 754 108	89 441 622
4002199000	Styrene-butadiene rubber, Carboxylated styrene-butadiene rubber; i	3 945 708	45 951 514	8 834 744	106 166 454
4002201000	Butadiene rubber (BR), in primary forms	1 476 903	16 647 739	3 681 337	44 353 483
4002209000	Butadiene rubber (BR), in other forms	2 583 235	34 071 539	5 970 987	86 156 369
4002311000	Isobutene-isoprene rubber, unvulcanised, uncompound plates, shee	368 423	5 083 097	1 566 183	20 374 310
4002319000	Isobutene-isoprene (butyl) rubber (IIR), in other process	593 679	3 180 295	2 246 233	12 134 664
4002391000	Halo-isobutane-isoprene rubber, unvulcanised, uncompound plate,;	105	558 528	91	2 469 485
4002399000	Halo-isobutane-isoprene (butyl) rubber (CIIR/ BIIR), in other proces	758 229	5 866 912	3 056 224	27 373 384
4002410000	Chloroprene (chlorobutadiene) rubber (CR), in latex form	315 900	1 825 539	690 948	4 601 645
4002491000	Chloroprene (chlorobutadiene) rubber (CR), in primary form	80 000	845 098	368 000	4 004 147
4002499000	Chloroprene (chlorobutadiene) rubber (CR) in other form	248 398	2 717 765	1 115 811	12 728 073
4002510000	Acrylonitrile-butadiene rubber (NBR), in latex form	903 643	7 464 574	1 455 750	11 816 484
4002591000	Acrylonitrile-butadiene rubber (NBR), in primary form	17 489	574 547	87 859	1 786 016
4002599000	Acrylonitrile-butadiene rubber (NBR), in other form	280 044	2 980 781	793 172	9 432 502
4002601000	Isoprene rubber (IR) in primary forms	58 440	566 519	192 862	1 707 949
4002609000	Isoprene rubber (IR) in other forms	191 736	582 989	511 987	1 948 500
4002701000	Ethylene-propylene-non-conjugated dienerubber (EPDM), in prim	181 446	1 607 398	750 473	6 925 008
4002709000	Ethylene-propylene-non-conjugated dienerubber (EPDM), in other	654 967	5 465 780	1 972 043	20 032 777
4002801000	Mixture of natural rubber latex with synthetic rubber latex	131 949	915 201	305 576	2 454 096
4002809000	Other mixtures of any product of heading 40.01 with any product	52 727	468 117	157 323	1 733 701
4002910000	Oth synthetic rubber & factice derived from oils, in latex forms	1 079 920	8 109 834	1 224 291	10 301 922
4002999000	Oth synthetic rubber & factice derived from oils in other form	320 152	2 764 398	1 223 769	10 385 624
4003000000	Reclaimed rubber in primary forms or in plates, sheets or strips	728 423	10 375 781	533 788	7 731 370
4004000000	Waste, paring & rubber scrap (oth hard rubber) & powder & granule ot	528 022	9 673 666	353 361	4 525 596
4005101000	Compounded of natural gums with carbon black/ silica, unvulcanise	37 556	625 949	163 077	1 696 812
4005109000	Compounded other rubber with carbon black/ silica, unvulcanised, ir	291 354	2 441 646	2 106 580	15 700 156

I.3. IM POR MENURUT KOMODITI / IM PORT BY HS COM M ODITY
***** AGUSTUS/ AUGUST 2013 *****

HS	Uraian Komoditi Commodity Description	Berat Bersih / Net Weight (Kg)		Nilai / Value C.I.F (US\$)	
		Bulan ini Current Month	Kumulatif Cum..Jan. to date	Bulan ini Current Month	Kumulatif Cum..Jan. to date
4005200000	Solutions; dispersions oth than those of subheading 4005.10	44 132	574 884	92 162	1 075 285
4005911000	Natural gums,in plates, sheets, & strip	2 780	73 077	17 175	422 162
4005919000	Other compounded rubber,unvulcanised,inplates, sheets, & strip	313 900	3 052 873	1 293 473	12 610 106
4005991000	Other compounded rubber,unvulcanised,inlatex form	2 701	35 314	14 023	98 335
4005999000	Other compounded rubber,unvulcanised,inother form	246 750	3 160 340	403 803	6 219 353
4006100000	"camel-back" strip for retreading rubber tyres, unvulcanised	120 062	962 882	166 946	1 633 514
4006901000	Natural gums; unvulcanised	54	4 875	1 326	28 170
4006909000	Oth forms & articles of unvulcanisedrubbers	37 624	711 784	385 332	9 207 977
4007000000	Vulcanised rubber thread & cord.	453 557	5 031 842	1 591 888	15 253 751
4008111000	Plates,sheet&strip of cell. rubber;thick<=5mm;lined w/ one side te	17 479	101 055	139 346	827 470
4008112000	Floor tiles and wall tiles of cellularrubber	80	90 332	235	119 965
4008119000	Other plates, sheets & strip of cellular rubber	116 972	1 337 011	449 856	5 217 597
4008190000	Other forms of cellular rubber	27 731	503 621	163 122	4 083 077
4008211000	Plate,sheet&strip non-cell. rubber;thick<=5mm;lined w/ one side t	13 271	181 756	576 964	5 351 063
4008212000	Floor tiles and wall tiles of non-cellular rubber	0	815	0	8 062
4008219000	Other plates, sheets, & strip ofnon-cellular rubber	101 151	1 117 685	354 639	3 536 348
4008290000	Other forms of non-cellular rubber	31 252	503 507	413 910	5 499 014
4009110000	Tube,pipe & hose,not reinforced/combined w/ oth material witho	123 375	1 389 168	559 891	6 169 049
4009121000	Mining slurry suction& discharge hose,not reinforce/combine w/ o	6 950	611 540	12 016	859 105
4009129000	Oth tubes,pipes & hoses, not reinforced/combined w/ oth mtrl wit	14 679	397 854	204 678	2 779 450
4009211000	Mining slurry suction& discharge hose,reinforce/combine w/ oth r	1 013	34 085	14 301	364 508
4009219000	Oth tube,pipe & hose,reinforced/combined w/ oth materials w/ o f	186 423	1 549 462	1 587 573	12 546 364
4009221000	Mining slurry suction& discharge hose,reinforce/combine w/ oth r	389	30 466	1 221	147 094
4009229000	Oth tube,pipe & hose,reinforced/combined w/ oth materials w/ fit	178 044	810 806	2 522 282	9 879 270
4009311000	Mining slurry suction& discharge hose,reinforce/combine w/ textil	25	135 747	884	324 144
4009319100	Fuel hoses,header hoses&water hoses,used on motor vehicles	246 471	1 787 905	2 790 908	24 865 435
4009319910	Rubber hose for gas stove, withoutfittings	0	8 001	0	23 045
4009319990	Oth tube,pipe&discharge hose,reinforced/ combined w/ textile, wi	165 946	1 167 420	1 323 292	9 891 221
4009321000	Mining slurry suction& discharge hose,reinforce/combine w/ textil	95	1 580	2 518	31 474
4009329010	Rubber hose for gas stove, with fittings	37	8 819	748	16 355
4009329090	Oth tube,pipe&discharge hose,reinforced/combined w/ textile, wi	34 156	394 333	480 332	5 412 559
4009410000	Mining slurry suction& discharge hose,reinforce/combine w/ oth r	218 156	3 336 624	1 013 898	12 195 058
4009421000	Mining slurry suction& discharge hose,reinforce/combine w/ oth r	8 991	315 723	24 782	2 158 301
4009429000	Oth tube,pipe & hose,reinforced/combined w/ oth material, with f	216 773	2 472 149	3 159 956	30 907 195
4010110000	Conveyor belts/belting,reinforced withmetal	112 866	808 832	925 724	5 766 191
4010120000	Conveyor belts/belting,reinforced withtextile material	279 983	4 092 086	1 011 298	11 135 033
4010190000	Other conveyor belts/belting, reinforced with other material	126 459	2 809 766	722 846	15 742 594
4010310000	V-belts,V-ribbes of an outside circumference >60cm and <=180cm	21 379	223 585	417 906	4 107 671
4010320000	V-belts,oth than v-ribbed, of an outside circumference>60cm and .	86 766	314 545	25 481	311 189
4010330000	V-belts,V-ribbed,of an outside circumference>180cm and <=240cm	1 146	13 767	23 846	275 284
4010340000	V-belts,oth than v-ribbed, of an outside circumference>180cm anc	918	11 343	17 863	187 688
4010350000	Endless synchronous belt,of an outsidecircumference>60cm and <	285	24 422	14 257	473 510
4010360000	Endless synchronous belt,of an outsidecircumference>150cm and	344	1 103	4 669	28 873
4010390000	Oth transmission belts/belting	133 083	2 741 965	1 653 861	19 693 451
4011100000	New pneumatic tyres,of rubber of a kindused on motor cars	1 346 381	15 137 824	3 316 705	37 483 306
4011201000	New pneumatic tyre,of rubber used onbuses/lorries, width<450m	3 800 975	41 916 377	6 897 962	91 645 045
4011209000	New pneumatic tyre,of rubber used onbuses/lorries, width>=450m	6 141	190 713	10 876	1 363 177
4011300000	New pneumatic tyres,of rubber of a kindused on aircraft	16 929	386 582	214 681	4 340 113
4011400000	New pneumatic tyres,of rubber of a kindused on motorcycles	30 837	1 069 021	214 720	4 315 587
4011500000	New pneumatic tyres,of rubber of a kindused on bicycles	152 883	2 464 406	213 502	3 282 853
4011611000	New pneumatic tyres,of rubber used onagricultural/ forestry tractc	86 234	1 205 398	287 313	3 599 737
4011619000	New pneumatic tyres,of rubber used onagricultural/forestry vehicl	101 814	720 163	252 634	1 919 118
4011621000	New pneumatic tyres,of rubber, rimsize <61 cm,used on tractors	20 541	92 124	60 874	376 506
4011629000	New pneumatic tyres,of rubber, rimsize <61 cm,used on const/ind	17 149	311 292	56 286	821 090
4011631000	New pneumatic tyre,of rubber,rim size >=61cm, used on tractors	0	80 970	0	161 127
4011639000	New pneumatic tyre,of rubber,rim size >=61cm, used on const/ind	3 528	34 364	19 479	164 971
4011690000	New pneumatic tyre,of rubber, used foroth purpose	8 439	58 698	48 879	448 235
4011921000	Oth new pneumatic tyre,of rubber,used on agricul./forestry tracto	11 304	69 861	21 440	230 494
4011929000	Oth new pneumatic tyre,of rubber,used on agricul./forestry vehicl	666	45 243	600	144 827
4011931000	Oth new pneumatic tyre,of rubber,rimsize <61 cm,used on tractor:	126 352	2 997 378	584 662	4 872 891
4011939000	Oth new pneumatic tyre,of rubber,rimsize <61 cm,used on const/i	7 329	1 172 754	35 036	5 685 175
4011941000	Oth new pneumatic tyre,rubber,rimsize>=61cm,used on mach of h	498 584	3 251 773	4 679 070	29 234 116
4011942000	Oth new pneumatic tyre,rubber,rimsize>=61cm,used on tractor,fo	265 037	2 012 323	2 458 127	19 345 067
4011949000	Oth new pneumatic tyre,of rubber,rimsize >=61cm, used for oth. p	1 307 556	19 071 248	9 060 251	163 749 972
4011991000	Oth new pneumatic tyre,of rubber, usedon vehicles of chap.87	503 752	2 653 417	4 412 435	19 108 354
4011992000	Oth new pneumatic tyre,of rubber, usedon mach of heading 84.29	69 545	924 064	368 653	6 700 465
4011993000	Oth new pneumatic tyre,of rubber, usedfor oth, width>=450mm	0	90 240	0	977 766
4011999000	Oth new pneumatic tyre,of rubber, usedfor oth, width<450mm	9 815	174 372	68 596	1 556 944
4012110000	Retreaded tyres,used on motor cars	90	2 500	148	2 451
4012121000	Retreaded tyres,used on buses/lorries,width<450mm	0	150	0	955
4012129000	Retreaded tyres,used on buses/lorries,width>=450mm	226	20 859	1 758	32 920

I.3. IMPOR MENURUT KOMODITI / IMPORT BY HS COMMODITY
***** AGUSTUS/ AUGUST 2013 *****

HS	Uraian Komoditi Commodity Description	Berat Bersih / Net Weight (Kg)		Nilai / Value C.I.F (US\$)	
		Bulan ini Current Month	Kumulatif Cum.Jan. to date	Bulan ini Current Month	Kumulatif Cum.Jan. to date
4012130000	Retreaded tyres,used on aircraft	41 133	238 920	235 350	1 284 593
4012191000	Retreaded tyres,used on motorcycles	0	1 923	0	1 119
4012192000	Retreaded tyres,used on bicycles	154	2 564	330	3 926
4012194000	Retreaded tyres,used on oth vehicles ofchapter 87	0	190	0	6 468
4012199000	Retreaded tyres,used for oth purposed	1 761	4 148	18 618	45 858
4012209900	Used pneumatic tyres,used on oth purpose, oth than buffed tyres	0	64	0	2 270
4012901400	Solid tyres,external diameter >250 mm,width<450mm	14 337	116 735	45 657	581 888
4012901500	Solid tyres,external dia.>250,width> 450mm,used on vehicle of ch	14 855	64 601	75 044	421 072
4012901600	Oth solid tyres,external diameter>250mm,of a width>450mm	0	22 637	0	9 174
4012901900	Oth solid tyres,external diameter<250mm,of a width>450mm	58 181	365 224	309 962	1 639 626
4012902100	Cushion tyres, of a width not exceeding450mm	0	1 022	0	12 157
4012902200	Cushion tyres, of a width exceeding450mm	0	22 262	0	93 140
4012907000	Replaceable tyre treads, width<450mm	28 882	644 662	109 874	2 241 453
4012908000	Tyre flaps	86 315	578 139	133 048	987 785
4012909000	Oth retreaded/ used pneumatic,solid/ cushion tyres, of rubber	57 269	516 430	86 011	1 041 198
4013101100	Inner tubes,of rubber,used on motor carwidth tyres<450mm	228 140	2 024 310	255 061	2 412 464
4013101900	Inner tubes,of rubber,used on motor carwidth tyres>450mm	29 448	85 587	20 684	109 769
4013102100	Inner tubes,of rubber,used on bus/lorriwidth tyres<450mm	84 976	500 247	268 256	1 298 634
4013102900	Inner tubes,of rubber,used on bus/lorriwidth tyres>450mm	7 932	58 654	3 737	176 342
4013200000	Inner tubes,of rubber,used on bicycles	49 539	654 533	54 673	1 002 690
4013901100	Inner tube,of rubber,used on heading84.29/84.30;width tyres<450	530	32 894	2 677	129 254
4013901900	Inner tube,of rubber,used on heading84.29/84.30;width tyres>450	0	42 924	0	197 564
4013902000	Inner tube,of rubber,used on motorcycle	57 676	528 091	58 637	348 269
4013903100	Inner tube,of rubber,used on oth vehicle of chap.87, width tyres<4	164	4 389	738	4 751
4013903900	Inner tube,of rubber,used on oth vehicle of chap.87, width tyres>4	12 612	62 915	6 416	56 993
4013904000	Inner tube,of rubber,used on aircraft	216	477	7 557	18 990
4013909100	Oth inner tube,of rubber,suitable forfitting to tyres of width<450m	10 087	100 316	13 293	343 543
4013909900	Oth inner tube,of rubber,suitable forfitting to tyres of width>450m	128 741	910 078	50 158	675 230
4014100000	Sheath contraceptives	16 094	246 382	155 442	5 144 358
4014901000	Teats for feeding bottles & similararticles	8 829	107 002	56 008	1 502 613
4014904000	Stoppers for pharmaceutical use	40 625	357 525	692 148	6 576 325
4014909000	Oth hygienic/ pharmaceutical articles,ofvulcanised rubber	17 959	192 461	211 839	2 154 586
4015110000	Gloves, mittens & mitts, for surgical	96 558	1 255 457	580 573	7 997 932
4015190000	Gloves, mittens & mitts, for otherpurposed	64 710	644 722	464 713	4 501 314
4015901000	Lead aprons	0	2 246	0	59 038
4015902000	Divers' suits(wet suit)	672	10 835	4 539	54 018
4015909000	Oth article of apparel, clothing accessfor all purposed	29 415	235 342	266 194	1 710 944
4016101000	Padding for articles of apparel orclothing accessories	5 023	87 151	41 795	888 247
4016102000	Floor tiles and wall tiles	20	6 631	785	5 127
4016109000	Oth articles of vulcanised rubber otherof cellular rubber	42 304	393 315	408 425	4 089 446
4016911000	Mats	101 846	912 584	241 292	1 849 974
4016912000	Tiles	22	1 971	1 661	6 427
4016919000	Oth floor coverings	203 074	1 243 586	540 588	3 022 161
4016921000	Eraser tips	62 024	772 402	125 786	1 960 163
4016929000	Other erasers	26 807	487 662	70 223	937 228
4016931000	Gasket,washer&seal used to insulate theterminal lead of electrolyt	18 284	176 985	618 867	4 225 379
4016932000	Gasket & O-ring, used on motor vehicle ofheading 87.02,87.03,87.0	161 262	1 114 659	2 650 332	22 560 049
4016939000	Oth gaskets, washers & oth seals	374 730	3 731 484	5 613 703	62 062 634
4016940000	Boat/ dock fenders,whether/ not inflatable	321 077	1 427 854	1 031 593	5 187 222
4016950000	Oth articles of vulcanised rubber,inflatable	219 906	1 926 475	849 008	6 479 273
4016991300	Weatherstripping,used on motor vehicleof heading 87.02,87.03/8	113 478	692 787	1 168 850	7 293 227
4016991400	Oth article of vulcanised rubber,forvehicle of heading 87.02~87.05	264 939	2 740 454	3 241 101	31 821 506
4016991500	Oth article of vulcanised rubber,forvehicles 87.09,87.13,87.15&87	4 841	59 314	68 591	767 398
4016991600	Bicycle mudguards	0	645	0	1 359
4016991700	Bicycle parts	0	44 978	0	293 162
4016991800	Other bicycle accessories	3 420	61 709	22 440	284 457
4016991900	Oth parts & access for vehicle of rubber of chapter 87	39 194	313 818	740 510	4 305 717
4016992000	Parts & access of rotochutes of heading88.04	3 485	71 751	37 540	742 789
4016993000	Rubber bands	53 258	1 528 919	417 235	4 494 738
4016994000	Wall tiles	84 800	386 769	175 390	954 675
4016995100	Rubber rollers	78 658	885 919	415 331	4 309 826
4016995200	Tyre moulds bladders	15 287	149 092	213 235	2 241 596
4016995300	Electrical insulators hoods	60 133	78 682	513 383	637 578
4016995400	Rubber grommets & rubber cover forautomotive wiring harnesses	86 879	1 357 669	1 738 109	15 838 341
4016995900	Oth article,used in machinery/mechanical/electrical appliances/foi	95 166	926 998	4 089 749	25 474 722
4016996000	Rail pad, of rubber	1 115	24 143	26 622	287 693
4016997000	Structural bearings including bridgebridge bearings, oth than rail p	7 165	83 712	284 871	2 331 179
4016999100	Table coverings	181	26 443	20 890	180 509
4016999900	Oth articles of vulcanised rubber foroth purposed	278 313	2 477 649	2 492 135	21 931 943
4017001000	Floor tiles& wall tiles	1 211	13 883	18 949	319 615
4017002000	Other articles of hard rubber	3 511	126 323	45 741	1 157 798

I.3. IM POR MENURUT KOM ODITI / IM PORT BY HS COM M ODITY
***** AGUSTUS/ AUGUST 2013 *****

HS	Uraian Komoditi Commodity Description	Berat Bersih / Net Weight (Kg)		Nilai / Value C.I.F (US\$)	
		Bulan ini Current Month	Kumulatif Cum.Jan. to date	Bulan ini Current Month	Kumulatif Cum.Jan. to date
4017009000	Other hard rubber in all form,includewaste & scrap, articles of hard	28 722	188 269	233 517	1 639 807
4101201000	Hide&skin,weight/ skin<8kg(simply dried),10kg(dry-salt),16kg(fresh	716 287	6 095 795	500 467	4 175 394
4101209000	Hide&skin,weight/ skin<8kg(simply dry),10kg(dry-salt),16kg(fresh),	576	163 951	196 885	309 033
4101501000	Whole hide & skin,of a weight >16 kg,pre-tanned	523 180	1 387 383	1 439 670	3 632 891
4101909000	Oth hide&skin,inc butt,weight/ skin<8kg(simply dry),10kg(dry-salt).	179 816	1 563 173	133 431	1 197 551
4102100000	Raw skins of sheep/lambs with wool on	37 000	258 244	31 200	226 193
4102210000	Raw skins of sheep/lambs without wool on , pickled	8 065	98 540	80 886	1 069 606
4103209000	Raw hide & skin of reptiles,not pre-tanned	0	938	0	104 093
4103300000	Raw hide & skin of swine	0	7 090	0	74 755
4103900000	Raw hide & skin of oth animal	161 519	645 176	275 620	925 359
4104110010	Bovine leather, vegetable pre-tanned,full grains, unsplit in the wet	272	163 776	7 933	481 046
4104110090	Oth tanned/crust hide&skin of bovine,full grain,unsplit in the wet ;	569 106	5 394 210	927 744	8 024 999
4104190000	Oth tanned/crust hide&skin of bovine,not full grain,unsplit in the v	219 203	2 103 685	364 599	4 167 137
4104410000	Crust vegetable(semi-tanned) hide&skin,full grain,unsplit,in the dr	186 963	1 341 488	3 014 465	21 485 376
4104490000	Oth crust vegetable(semi-tanned) hide&skin,full grain,unsplit,in th	363 264	2 772 865	4 934 416	38 854 893
4105100000	Tanned/crust sheep/lamb skin,w/o wool on/hair on,in the wet stal	38 150	453 429	374 372	4 828 488
4105300000	Tanned/crust sheep/lamb skin,w/o wool on/hair on,in dry state	7 373	27 808	477 347	1 958 583
4106220000	Tanned/crust goat/kid hide&skin,w/o wool on/hair on,in the dry st	409	1 074	12 863	45 883
4106320000	Tanned/crust hide & skin of swine,w/owool on/hair on,in the dry s	0	174	0	8 156
4106920000	Oth tanned/crust hide&skin of oth animal,w/o wool on/hair on,in	690	7 534	66 001	765 871
4107110000	Whole hide&skin,full grains,unsplit ofbovine/ equine animals,w/o f	32 928	353 815	778 691	8 758 428
4107120000	Whole hide&skin,grains splits of bovine/ equine animals,w/o hair o	10 993	93 688	285 761	2 229 727
4107190000	Oth whole hide&skin of bovine/ equineanimals, in oth form	267 990	2 612 310	4 832 552	52 272 743
4107910000	Oth whole hide&skin,including side ofbovine/ equine animals,full g	10 741	54 122	52 845	1 330 187
4107920000	Oth whole hide&skin,including side ofbovine/ equine animals, grair	153 025	1 134 627	3 490 319	25 417 412
4107990000	Oth whole hide & skin,including side,ofbovine/ eguine animals, in c	592 995	5 568 805	5 068 320	55 401 383
4112000000	Leather further prep. after tanning/crust,oth than leather of headi	45 892	262 617	589 735	5 991 868
4113100000	Leather further prepared after tanning/crusting, of goats or kids	13 024	205 399	546 247	7 240 690
4113200000	Leather further prepared after tanning/crusting, of swine	30 907	279 237	573 773	5 306 571
4113300000	Leather further prepared after tanning/crusting, of reptiles	110	368	7 897	29 256
4113900000	Leather further prepared after tanning/crusting, of oth animals	5 261	52 658	140 179	1 336 968
4114100000	Chamois (including combination chamois)leather	10 263	10 283	42 388	42 470
4114200000	Patent leather&patent laminated leather, metalised leather	51 998	451 484	357 175	3 647 056
4115100000	Composition leather with base of leather/leather fibre,in slabs, she	3 486	79 076	104 219	1 186 034
4115200000	Paring end other waste of compositionleather,not suit for leather ;	0	62	0	487
4201000000	Saddlery & harness for any animal of any materials	0	31 915	0	290 829
4202110010	Travel goods w/ max dimension of h x w x l = 56cm x 45cm x 25cm	242	35 438	9 969	407 041
4202110090	Trunk,suit, vanity,executive,brief-caseswith outer surface of leathe	52 971	1 449 913	295 266	13 624 207
4202121100	School satchel with outer surface ofvulcanised fibre	2 198	57 403	31 223	291 595
4202121900	School satchel with outer surface ofplastics/ textile materials	161 895	1 453 256	662 029	4 637 126
4202129100	Trunk,suit, vanity,executive,brief-casesw/ out surface of vulcanised	972	19 771	19 062	168 014
4202129900	Trunk,suit, vanity,executive,brief-casesw/ out surface of plastics/te	451 445	6 719 242	1 441 927	24 910 767
4202192000	School satchel,trunk,suit, vanity,brief,w/ outer surface of paperboa	727	7 689	553	34 850
4202199000	School satchel,trunk,suit, vanity,brief,w/ outer surface of plastic/te	141 437	785 037	448 969	3 477 643
4202210000	Hand bag with outer surface of leatheror of patent leather	12 567	115 087	807 442	8 724 563
4202220000	Hand bag with outer surface of plasticsheeting or of textile materi;	199 997	2 093 325	2 034 881	21 138 805
4202290000	Hand bag with other outer surface	647 593	5 781 712	2 667 449	24 792 100
4202310000	Artcl in pocket/ hand bag with outersurface of leather or of patent	11 125	138 673	213 948	4 037 770
4202320000	Artcl in pocket/ hand bag with outer surface of plastics or of textile	65 888	914 322	250 493	5 580 566
4202391000	Article of kind normally carried pocketor in handbag with outer srf	745	10 423	4 570	37 312
4202392000	Article of kind normally carried pocketor in handbag with outer srf	0	781	0	1 816
4202393000	Article of kind normally carried pocketor in handbag w/ outer srfc	0	356	0	10 984
4202399000	Article of kind normally carried pocketor in handbag with outer srf	17 628	267 829	126 446	1 530 665
4202911900	Oth Sport bags,with outer surface oflthr composition leather/of pa	18	12 291	1 552	43 482
4202919000	Oth artcls with outer surface of leather or of patent leather	9 284	160 903	137 142	1 108 804
4202921000	Toiletry bags with outer surface ofplastic or of textile materials	1 995	20 612	5 227	132 713
4202922000	Bowling bags with outer surface ofplastic or of textile materials	0	1 971	0	24 838
4202929000	Other articles with outer surface ofplastic or of textile materials	61 513	690 279	1 048 766	23 829 139
4202991000	with outer surface of vulcanised fibreor paperbord oth bags	29 401	151 330	42 749	268 898
4202992000	with outer surface of vulcanised fibreor paperbord oth bags of co;	0	956	0	9 930
4202993000	with outer surface of vulcanised fibreor paperbord oth bags of nic	0	20	0	582
4202994000	with outer surface of vulcanised fibreor paperbord oth bags of ap;	0	5 767	0	73 744
4202999000	Oth than trunk, suit-cases,handbags, & similar containers	44 294	355 970	231 571	1 868 130
4203100000	Articles of apparel of leather or ofcomposition leather.	1 736	17 083	100 688	953 953
4203210000	Gloves,mittens & mitts speciallydesigned for use in sports of leath	1 149	16 186	17 023	439 837
4203291000	Protective work gloves of leather or ofcomposition leather	33 449	223 933	195 155	1 332 330
4203299000	Oth gloves, mittens & mitts of leatheror of composition leather	16 780	254 846	55 087	591 518
4203300000	Belts & bandoliers of leather or ofcomposition leather	55 989	518 902	470 454	4 996 156
4203400000	Oth clothing access of leather or ofcomposition leather	14 425	79 061	89 189	905 904
4205001000	Oth articles of leather or ofcomposition leather, boot laces ; mats	795	29 602	14 618	705 433
4205002000	Oth articles of leather, industrialsafety belt & harnesses	3 628	103 223	37 034	573 446

I.3. IMPOR MENURUT KOMODITI / IMPORT BY HS COMMODITY
***** AGUSTUS/ AUGUST 2013 *****

HS	Uraian Komoditi Commodity Description	Berat Bersih / Net Weight (Kg)		Nilai / Value C.I.F (US\$)	
		Bulan ini Current Month	Kumulatif Cum.Jan. to date	Bulan ini Current Month	Kumulatif Cum.Jan. to date
4205003000	Leather strings or cords for jewelry or for personal adornment	4 263	68 188	10 591	139 723
4205004000	Oth articles of a kind used in machinery or mechl appliance or for	3 554	63 528	120 054	715 469
4205009000	Oth articles of leather oth than bootlaces,safety belt & leather stri	516	37 657	22 128	1 405 717
4206009000	oth articles of gut of goldbeaters skinof bladders or of tendons	7	52	44 283	299 631
4301100000	Raw furskins of mink,whole, w/ or w/ohead,tail or paws of mink,wf	2 648	2 716	29 687	36 278
4301600000	Raw furskins of fox, whole, with or without head, tail or paws	0	294	0	326 226
4301800000	Raw furskins Oth furskins, whole, with or without head, tail or paw:	293	304	32 663	32 747
4301900000	Raw furskins, head, tails, paws & othpieces/cuttings,suitable for fur	0	96	0	726
4302110000	Tanned or dressed furskins of mink	80	80	838	838
4302190000	Tanned or dressed furskins, oth than of mink	525	44 441	12 851	2 938 056
4302200000	Tanned or dressed furskins,head,tails,paws,oth pieces/cutting not	0	40	0	24 480
4302300000	Tanned or dressed furskins, whole skins& pieces or cuttings therec	14 442	14 442	44 041	44 041
4303100000	Articles of apparel, clothingaccessories oth articles of furskin	6 239	6 470	419 449	449 624
4303902000	Article for industrial uses oth than of furskin	251	1 530	3 698	38 180
4303909000	Oth article of apparel, clothing accessories of furskin	0	664	0	230 673
4304001000	Artificial fur and articles thereof	7 013	10 904	177 471	225 022
4304002000	Article for industrial uses ofartificial fur	22	43 812	237	211 740
4304009100	Sport bags of artificial fur and andarticles thereof	0	22 505	0	37 403
4304009900	Oth then artificial fur & articles for industrial uses& sport bags	0	4 639	0	35 621
4401100000	Fuel wood,in logs,in billets,in twigsfaggots or in similar forms	1 485 492	8 905 654	561 584	3 058 798
4401220000	Non-coniferous wood in chips or particles	0	50 075	0	31 346
4401310000	Wood pallets sawdust&wood waste and scrap, wheter or not ang	20	17 645	107	43 174
4401390000	Oth Sawdust& wood waste& scrap,whether ornot agglomerat in lo	121 725	311 911	79 292	263 962
4402100000	Wood charcoal(including shell or nutcharcoal), of bamboo	0	45 465	0	32 642
4402901000	Oth than wood charcoal(including shell or nut charcoal), of bambo	2 000	29 960	1 856	30 838
4402909000	Oth wood charcoal(including shell or nut charcoal), of coconut she	0	20 793	0	89 649
4403101000	Baulks,sawlogs&vener logs wood in the rough,whether or not atrip	0	164 134	0	338 276
4403109000	Oth baulk,sawlog,pit-props,poles,piles treated with paint	0	1 191 359	0	716 950
4403209000	Other than wood of coniferous in the rough, not treated	58 346	4 694 916	80 333	1 004 792
4403419000	Oth than wood of dark&light red meranti, meranti bakau,in the ro	395 353	1 477 558	9 383	69 319
4403499000	Other than wood of other tropical wood in the rough, not treated	0	550	0	1 074
4403911000	Baulks sawlog & veneer log of oak not treated	245 022	4 660 900	103 654	1 969 957
4403919000	Other than wood of oak in the rough, not treated	214 344	3 014 558	116 982	1 625 759
4403921000	Baulks sawlog & veneer log of oak	0	47 659	0	22 493
4403929000	Other than wood of beech in the rough, not treated	13 608 779	98 683 628	1 055 920	7 468 669
4403991000	Baulks sawlog & veneer log of other tree not treated	0	56 523	0	160 471
4403999000	Other than wood of other tree in therough, not treated	77 427	6 982 669	64 937	830 339
4404201000	Hoopwood, split poles;piles, picket & the like of non coniferous	0	20	0	232
4404209000	Oth than Hoopwood, split poles;piles,picket & the like of non conif	0	70 854	0	45 692
4405001000	Wood wool,	0	134 640	0	49 310
4405002000	Wood wool, wood flour.	673 144	4 241 633	208 646	1 448 191
4406900000	Oth Railway or tramway sleepers(cross-ties) of wood impregnated	129	80 027	700	15 519
4407100000	Wood sawn/ chipped length of a thick > 6 mm.of Coniferous,Plane	3 349 214	39 781 706	2 108 524	25 102 572
4407211000	Wood sawn/ chipped length of a thick> 6mm.of Mahogany,Planed	0	1	0	5
4407219000	Wood sawn/ chipped length of a thick > 6 mm.of Mahogany,not pl	10 640	132 901	15 834	241 568
4407251900	Wood sawn/ chipped of a thick > 6mm. ofdark&light red meranti,S	0	167 483	0	92 775
4407252100	oth wood sawn/ chipped of a thick > 6 mm.of meranti bakau,plane	390 852	3 048 324	252 331	2 086 447
4407252900	Oth than Wood sawn/ chipped of a thick > 6 mm.of meranti bakau	0	365	0	3 542
4407279000	Wood sawn/ chipped of a thick > 6 mm.of Sapelli,not planed,not S	289 127	1 813 019	244 150	1 423 569
4407289000	Wood sawn/ chipped of a thick > 6 mm.ofIroko,not planed, not Sa	0	595 188	0	353 999
4407291100	Wood sawn/ chipped of a thick > 6 mm.ofJelutong,Planed	0	51 032	0	116 323
4407292100	Wood sawn/ chipped of a thick > 6 mmof Kapur,Sanded or end-joi	0	1	0	10
4407292900	Oth than wood sawn/ chipped of a thick > 6 mm.of Kapur,Not plan	0	65 825	0	38 891
4407293900	Oth than Wood sawn/ chipped of a thick > 6 mm.of Kempas,Not pl	0	83 117	0	182 763
4407294900	Wood sawn/ chipped of a thick > 6 mm.ofKeruing,Not planed, not	0	7 599	0	13 300
4407296100	Wood sawn/ chipped of a thick > 6 mm.ofTeak,Sanded or end-join	0	14 673	0	20 444
4407296900	Wood sawn/ chipped of a thick > 6 mm.ofTeak,Not planed, not Sa	0	1 166 184	0	420 617
4407297100	Wood sawn/ chipped of a thick > 6 mm.ofBalau,Sanded or end-joi	0	97	0	527
4407297900	Oth wood sawn/ chipped of a thick >6 mm.of Balau,Not planed, nc	0	162 410	0	126 771
4407299100	Wood sawn/ chipped of a thick > 6 mm.ofJongkok & Merbau,San	0	117 432	0	64 059
4407299300	Oth sanded or end jointed&of a thick> 6 mm jongkok & merbau	0	323 716	0	148 250
4407299990	Oth than tropical wood, oth sanded or end jointed&planed,thicknc	0	352 200	0	371 712
4407911000	Wood sawn/ chipped of a thick > 6 mm.ofOak,Sanded or end-joint	567 907	3 365 540	497 518	2 905 787
4407919000	Oth wood sawn/ chipped of a thick> 6 mm of Oak,Not planed, not	1 412 375	14 939 473	1 036 685	10 654 494
4407921000	Wood sawn/ chipped of a thick > 6 mm.ofbeech,Planed	94 645	1 581 049	69 105	707 449
4407929000	Wood sawn/ chipped of a thick > 6 mm.ofbeech,Not planed, not S	115 500	1 414 518	59 274	904 845
4407931000	Wood sawn/ chipped of a thick > 6 mm.ofMaple,Sanded or end-joi	134 852	292 314	139 878	325 382
4407939000	Oth than wood sawn/ chipped of a thick > 6 mm.of Maple,Not plan	226 897	1 549 001	394 806	2 317 217
4407949000	Oth wood sawn/ chipped of a thick > 6 mm of Cherry,Not planed, i	0	5 408	0	11 365
4407951000	Wood sawn/ chipped of a thick > 6 mm.ofAsh,Planed or end-jointe	0	186 630	0	191 129
4407959000	Oth wood sawn/ chipped of a thick> 6 mm of Ash,Not planed, not	50 481	397 477	151 759	981 125

I.3. IM POR MENURUT KOM ODITI / IM PORT BY HS COM M ODITY
***** AGUSTUS/ AUGUST 2013 *****

HS	Uraian Komoditi Commodity Description	Berat Bersih / Net Weight (Kg)		Nilai / Value C.I.F (US\$)	
		Bulan ini Current Month	Kumulatif Cum.Jan. to date	Bulan ini Current Month	Kumulatif Cum.Jan. to date
4407991000	Oth than wood sawn/ chipped of a thick> 6 mm.of Other tree,Plan	140 034	1 475 940	76 702	923 195
4407999000	Wood sawn/ chipped of a thick > 6 mm.ofOther tree,Not planed, n	1 398 521	12 113 249	1 342 924	9 738 111
4408101000	Cedar wood slats prepared for pencilmanufact;radiata pinewood c	438 411	2 720 853	253 171	1 394 496
4408103000	Face veneer sheets, coniferous	32 325	292 241	127 283	1 239 712
4408109000	Oth Coniferous,oth cedar wood slats,face veneer sheets	423 967	4 892 269	544 081	6 051 788
4408310000	Dark red meranti, light red meranti andmeranti bakau of the tropic	0	21 869	0	56 020
4408399000	Oth jelutong wood and oth wood preparedfor pencil manufact	129 704	1 257 011	422 476	3 425 450
4408900000	Oth than sheets for veneering and of the tropical wood of thicken	535 612	10 363 654	1 044 809	14 108 023
4409100000	Coniferous wood cotinuously shapedalong any of its edgee,ends/ f;	319 007	1 143 539	139 427	573 820
4409210000	Non coniferos of bamboo	0	72 987	0	65 641
4409290000	Oth non coniferous oth teak stripsfriezes for parquet flooring	45 963	588 188	74 409	943 820
4410110000	Particle board & similar board of woodor other ligneous materials	11 889 448	204 616 730	3 147 602	50 393 277
4410120000	Oriented strand board of wood	37 500	62 274	13 957	28 326
4410190000	Oth particle board,oriented strand board (osb) of wood	403 294	10 699 667	130 348	3 486 071
4410900000	Oth than Particle board & similar boardof other ligneous materias	50 023	1 215 104	17 528	422 729
4411120000	Medium density fibreboard (mdf) of a thickness < 5mm	2 171 543	28 821 705	1 137 841	13 806 585
4411130000	Medium density fibreboard (mdf) of athickness > 5mm and < 9 mn	1 224 894	10 893 941	710 357	6 693 685
4411140000	Medium density fibreboard (mdf) of athickness > 9 mm	2 499 157	25 613 905	1 258 781	12 161 243
4411920000	Oth fibreboard of a density >0.8g/ cm3	282 291	2 387 971	194 993	2 120 667
4411930000	Oth fibreboard of 0,5g/ cm<density <0,8g/ cm3	429 023	6 171 516	182 395	2 459 670
4411940000	Oth fibreboard of a density <0.5g/ cm3	0	2 048 702	0	843 093
4412100000	Plywood,veneered panel&similar laminated wood of bamboo	0	59 389	0	66 600
4412310000	Oth plywood,consisting solaly <6mmthickness w/ at least one out	173 368	5 423 335	175 122	5 402 347
4412320000	Oth plywood,each thick.<6mm with atleast one outer ply of non co	250 309	4 742 360	264 524	3 571 649
4412390000	Oth plywood consisting solely of sheetsof wood of each thick < 6 n	3 293 037	49 321 535	1 760 668	27 037 604
4412940000	Oth plywood,veneered panels&similar wood of blockboard,laminb	47 734	412 309	87 657	704 979
4412990010	Veneered panels& similar w/ at least oneother wood	1 118	60 109	1 235	53 797
4412990090	Veneered panels& similar w/ at least oneother wood	498 543	5 261 458	479 206	4 715 319
4413000000	Densified wood, in blocks,plates,stripsof profile shapes.	57 766	416 795	143 197	1 284 880
4414000000	Wooden frames for paintings, photographs mirrors or similar obje	9 977	66 617	38 614	221 407
4415100000	Cases, boxes, crates, drums & similar packings; cable-drums	62 215	136 728	19 130	266 757
4415200000	Pallets,box pallets& other load boards;pallet collars	281 406	1 977 665	175 417	1 533 659
4416009000	Casks,barrels,vats,tubs&other coopersproducts & parts thereof, of	2 368	8 347	37 099	122 507
4417001000	Tools,tool bodies,tool handles,broom orbrush bodies & handles, o	178	30 587	2 245	165 648
4417009000	Oth Tools,tool bodies,tool handles,broom or brush bodies & handl	51 628	1 037 969	32 813	2 859 811
4418100000	Windows,french-windows&their framesof wood	0	615	0	13 641
4418200000	Doors & their frames & thresholds ofwood	8 724	393 146	37 433	573 758
4418400000	Shuttering for concrete construal workof wood	0	93 520	0	139 901
4418500000	Shingles & shakes of wood	0	3 803	0	57 894
4418600000	Posts and beams	0	63 660	0	8 252
4418720000	Oth multilayer bullders joinery and carpantry of wood	13 678	181 332	31 822	569 388
4418790000	Oth assembled flooring panels of wood	17 984	208 536	34 360	322 001
4418901000	Oth Cellular wood panels	4	8	10	80
4418909000	Other builders joinery & carpentry of wood	135 375	2 425 257	80 990	2 320 786
4419000000	Tableware and kitchenware, of wood.	52 732	444 642	62 976	723 217
4420100000	Statuettes & oth ornaments, of wood	77	31 819	1 196	170 327
4420901000	Oth wooden articles of furniture notfalling in chapter 94	0	719	0	1 989
4420909000	Oth wood marquetry and inlaid,casket and similar articles of wood	69 379	319 268	146 964	1 408 248
4421100000	Clothes hangers of wood	11 369	166 380	66 925	810 076
4421901000	Spools, cops & bobbins, sewing threadreels and the like of wood	462	64 888	3 600	93 178
4421902000	Match splints	0	415	0	3 910
4421903000	Wooden pegs or pins for footwear	0	33 361	0	75 744
4421904000	Candy-sticks, ice-cream sticks & Ice cream spoons	219 500	1 221 443	294 799	2 273 148
4421907000	Fans & handscreens, frames & handles of wood	636	3 523	920	25 237
4421908000	Toothpicks of wood	72 119	656 930	36 115	384 838
4421909300	Prayer beads	0	23	0	268
4421909400	Oth beads	83	5 398	1 968	192 587
4421909900	Other wooden articles	205 309	1 880 747	386 753	2 799 553
4501100000	Natural cork, raw / simply prepared;wasta cork,crushed,granulate	158	2 781	2 869	23 186
4501900000	Oth Natural cork,raw/ simply prepared; wasta cork,crushed,granul	500	21 830	1 266	69 862
4502000000	Natural cork,debarked or roughly squared or in rectangular (includ	0	31 958	0	43 585
4503100000	Corks and stoppers	206	42 054	1 553	618 333
4503900000	Other articles of natural cork.	9 034	98 507	31 759	514 915
4504100000	Blocks, plates, sheets & strip; tiles of any shape;solid cylinders,inc	16 012	71 072	90 883	648 936
4504900000	Other agglomerated cork and articles ofagglomerated cork	24 640	247 218	73 729	879 066
4601210000	Mats, matting and screens of vegetablematerials of bamboo	0	25 959	0	31 839
4601220000	Mats, matting and screens of vegetablematerials of rattan	0	2 491	0	5 810
4601290000	Oth mats,matting & screens of vegetablevegetable of material	25 972	42 821	70 769	148 444
4601921000	Plaits and similar products of plaitingmaterial of bamboo	0	10 399	0	11 683
4601929000	Other of bamboo	0	35 879	0	36 835
4601939000	Other of rattan	0	230	0	12 315

I.3. IMPOR M ENURUT KOM ODITI / IM PORT BY HS COM M ODITY
***** AGUSTUS/ AUGUST 2013 *****

HS	Uraian Komoditi Commodity Description	Berat Bersih / Net Weight (Kg)		Nilai / Value C.I.F (US\$)	
		Bulan ini Current Month	Kumulatif Cum.Jan. to date	Bulan ini Current Month	Kumulatif Cum.Jan. to date
4601941000	Plaits and similar products of plaiting materials, whether of vegetable	0	4 501	0	21 427
4601949000	Other of other vegetable material	0	212	0	1 346
4601991000	Mats and matting of other vegetable materials	58	58	1 410	1 410
4601999000	Oth Plaits & similar products of plaiting of other materials, whether	23 118	26 491	6 763	28 282
4602110000	Basketwork, wickerwork & other articles, of vegetable material of	31 288	235 896	29 122	174 754
4602120000	Basketwork, wickerwork & other articles, of vegetable material of	1 850	5 037	12 070	28 250
4602190000	Oth than basketwork, wickerwork & other articles, vegetable material	2	1 581	23	7 459
4602900000	Oth basketwork, wickerwork & other articles, of other materials	0	169	0	2 894
4701000000	Mechanical wood pulp.	7 294 126	138 175 569	4 644 043	81 488 473
4702000000	Chemical wood pulp, dissolving grades.	32 855 156	355 498 291	30 410 679	333 417 853
4703110000	Chemical wood pulp, soda, oth than dissolving grades, unbleached,	4 462 941	41 249 387	2 879 307	25 694 392
4703190000	Chemical wood pulp, soda, oth than dissolving grades, unbleached,	0	146 448	0	106 542
4703210000	Chemical wood pulp, soda, oth than dissolving grades, bleached, co	39 091 916	403 390 896	28 298 146	285 013 705
4703290000	Chemical wood pulp, soda, oth than dissolving grades, bleached, no	3 257 280	40 911 720	2 549 401	28 579 717
4704110000	Chemical wood pulp, sulphite, oth than dissolving grades, unbleach	699	590 104	3 806	314 985
4704190000	Chemical wood pulp, sulphite, oth than dissolving grades, unbleach	0	7 000	0	37 800
4704210000	Chemical wood pulp, sulphite, oth than dissolving grades, bleached,	1 749 107	14 848 907	1 208 100	10 314 243
4704290000	Chemical wood pulp, sulphite, oth than dissolving grades, bleached,	2 325	3 135 831	5 325	2 137 821
4705000000	Wood pulp obtained by a combination of mechanical & chemical p	2 901 654	41 427 611	1 641 488	22 482 413
4706100000	Cotton linters pulp	79 267	2 037 276	423 444	6 048 072
4706200000	Pulps of fibres derived from recovered (waste & scrap) paper or p	7 083	42 056	15 153	93 916
4706300000	Pulps of fibres derived from recovered of oth than bamboo	6 832	99 562	18 107	78 805
4706910000	Mechanical pulps of fibres derived from recovered paper or paper	661 945	5 193 295	443 662	3 675 207
4706920000	Chemical pulps of fibres derived from recovered paper or paperbo	278 194	1 401 471	1 022 494	3 421 443
4706930000	obtained by a combination of mechanical & chemical processes reco	281	152 148	3 077	59 281
4707100010	Recovered Unbleached kraft paper & paperboard for paper makin	67 590 722	1 173 686 111	13 793 619	249 653 717
4707100090	Recovered Unbleached kraft paper & paperboard for paper other p	5 669	149 415	12 443	273 495
4707200010	for paper making purpose Recovered bleached chemical pulp,	3 051 122	54 463 631	891 497	15 960 456
4707200090	Recovered bleached chemical pulp, for other purpose	309	1 038	3 383	10 760
4707300010	Recovered mechanical pulp paper or paperboard for paper making	29 296 691	369 821 184	6 288 346	80 727 809
4707300090	Recovered mechanical pulp paper or paperboard for other purpose	1	41 633	11	89 709
4707900010	Recovered unsorted waste & scrap paper & paperboard for paper	3 456 515	48 398 152	560 118	8 366 567
4707900090	Recovered unsorted waste and scrap paper & paperboard for other	0	11	0	676
4801001000	Newsprint, in rolls or sheets. weighing not more than 55 g/m2	10	495 464	41	179 332
4801009000	Newsprint, in rolls or sheets. weighing more than 55 g/m2	11 419	5 815 601	15 922	3 355 225
4802100000	Hand-made paper and paperboard	572	27 742	11 433	349 125
4802201000	Paper and paperboard of a kind used as for photo sensitive, heat-s	0	210 677	0	122 916
4802209000	Oth Paper and paperboard of a kind used as for photo sensitive, he	81 691	1 358 344	1 735 285	3 124 283
4802401000	Wallpaper base in rolls of not more than 15 cm in width rectangul	0	1 439	0	19 256
4802409000	Oth paper and paperboard, not containing fibres obtained by a me	566	25 295	2 152	127 701
4802541100	Paper, no fibres used in manufac gypsum board computer cards, weight	31	470	461	1 157
4802541900	Other paper and paperboard, not containing fibres Weighing < 40	0	403 040	0	474 901
4802542900	Aluminium base paper, not containing fibres Weighing < 40 g/m2	47 928	97 257	52 721	110 868
4802543000	Aluminium base paper, not containing fibres Weighing < 40 g/m2	11 506	89 149	32 035	238 102
4802549000	Aluminium base paper, not containing fibres Weighing < 40 g/m2	90 691	1 679 956	151 285	2 583 122
4802552000	Fancy paper and paperboard, purpose 40 < weight < 150 g/m, roll	133 976	1 030 374	140 172	1 093 946
4802553900	Oth paper, no fibres, for other purpose 40 < weight < 150 g/m, roll	0	91 867	0	108 504
4802554000	Base paper of a kind used manufacture fibres, for oth purpose 40 < w	0	449	0	9 588
4802555000	Paper, no fibres, for other purpose 40 < weight < 150 g/m, roll	581	6 961	4 648	64 928
4802559000	Oth paper, no fibres, for other purpose 40 < weight < 150 g/m, roll	778 897	6 294 652	974 359	7 978 129
4802562000	Fancy paper and paperboard, in rectangular = < 36 cm oth side = 15c	221	15 508	2 411	83 852
4802563100	with no side exceeding 36 cm in the unfolded state 40 < weight < 15	0	308	0	3 929
4802563900	Paper, no fibres, for other purpose 40 < weight < 150 g/m, sheet	295	1 662	2 650	13 083
4802569000	Other than Paper, no fibres, for other purpose 40 < weight < 150 g/n	171	2 649 617	2 309	2 868 834
4802571900	Other paper & paperboard, weight > 40 g/m2 and = < 150 g/m2	15 598	148 108	22 858	355 692
4802579000	Other paper & paperboard, weight > 40 g/m2 and = < 150 g/m2	282 590	3 331 510	427 047	4 263 021
4802582100	Fancy paper & paperboard, in roll width = < 15 cm / in rectang sheet < 3	0	9 379	0	39 488
4802582900	Oth fancy paper & paperboard, oth in roll width = < 15 cm / in rectang	89 679	695 929	96 602	687 818
4802589000	Oth paper, no fibres, for other purpose weight > 150 g/m	166 759	1 239 607	340 681	2 235 999
4802613000	Paper, fibres > 10%, aluminium paper paper, in rolls	238	4 596	343	12 918
4802619000	Oth Paper, fibres > 10%, oth aluminium paper, banknotes, printing, w	340 272	6 702 840	263 415	5 631 387
4802621000	Paper, fibres, aluminium paper base in sheets with 435 < one side	764	4 880	676	4 560
4802622000	Paper, fibres, banknotes, manuf of gypsum board, in sheets 435 < one	35 240	171 798	146 756	826 580
4802629000	Oth paper, fibres, for other purpose, in sheets with 435 < one side <	20 091	138 041	93 851	672 576
4802690000	Oth paper, fibres, for other not purpose, of fibres > 10%, paper in ro	11 961	1 869 543	142 546	3 243 328
4803003000	Of Cellulose wadding or of web cellulose fibres toilet or facial tiss	55 076	515 244	263 196	1 564 925
4803009000	Oth of cellulosa wading & tissue paper / toilet / facial tissue stock & sin	139 873	1 195 683	402 859	4 018 471
4804110000	Kraftliner paper & paperboard, in rolls or sheets, unbleached	1 425 241	11 224 522	907 491	6 575 893
4804190000	Oth kraftliner paper & paperboard	2 821 029	15 509 502	1 995 346	10 102 199
4804211000	Sack kraft paper for making cement bag in rolls or sheets, unbleach	5 167 641	64 829 076	5 527 413	67 903 610
4804219000	Oth sack kraft paper for making cement bag in rolls or sheets, unbl	141 865	2 772 287	169 377	2 883 294

I.3. IM POR MENURUT KOMODITI / IM PORT BY HS COM M ODITY
***** AGUSTUS/ AUGUST 2013 *****

HS	Uraian Komoditi Commodity Description	Berat Bersih / Net Weight (Kg)		Nilai / Value C.I.F (US\$)	
		Bulan ini Current Month	Kumulatif Cum.Jan. to date	Bulan ini Current Month	Kumulatif Cum.Jan. to date
4804290000	Oth composite papers, in rolls or sheets	267 608	2 257 285	180 170	1 775 536
4804311000	oth kraft paper and paperboard, weighing 150 g/m, unbleached	230 094	2 355 906	599 612	4 244 576
4804313000	Wet strenght 40g to 60g, for plywood adhesive tape, weigh 150g/m	200 805	2 853 375	217 599	3 080 372
4804314000	Other kraft paper & wet strenght weighing 150 g/m, unbleached	108	1 918	434	15 336
4804319000	Other than kraft paper & wet strenght weighing 150 g/m, unbleach	1 082 638	5 020 377	1 088 184	5 206 487
4804391000	Of a wet adhesive tape, 40-60g, used in mnfact. weight <= 150g/m	0	151 618	0	166 297
4804392000	Adhesive tape, 40-60g, not used in mnfact weigh <= 150g/m2, ble	0	2	0	2
4804399000	Oth adhesive tape, 40-60g, not used in mnfact weigh <= 150g/m2, l	181 005	2 307 082	157 538	2 215 649
4804411000	Elect grade insulating kraft paper, 150<weighing< 225 g/m, unblea	103 649	1 369 863	114 784	1 645 169
4804419000	Oth elect grade insulating kraft paper, 150<weighing <225 g/m, unt	1 085 962	6 017 197	614 400	4 898 937
4804420000	Bleached uniformly throughout the mass & >95% wood fibres, 150<	49 476	100 602	61 846	126 614
4804499000	Other kraft paper & paperboard 150< weighing < 225 g/m	22 880	334 314	126 540	1 055 869
4804511000	Elect grade insulating kraft paper, press board weighing >600g/m, u	23 591	136 465	16 225	100 315
4804512000	Oth wet strenght 40g to 60g, for plywood adhesive tape, weigh >225	0	7	0	57
4804519000	Oth than wet strenght 40g to 60g, /ply wood adhesive tape, weigh >	379 430	3 334 358	224 750	2 165 980
4804520000	Bleached of kind used in the manufact of gypsum boards	29 605	1 429 154	28 865	1 634 750
4804590000	Other kraft paper & paperboard weighing 225 g/m or more	70 650	622 839	92 427	967 914
4805110000	Oth uncoated paper & paperboard, in rolls fluting paper,	3 858 541	21 021 144	1 581 508	8 591 795
4805129000	Uncoated paper & paperboard, oth semichemical, straw fluting paper	2 638	464 618	81 204	1 031 700
4805191000	Uncoated paper & paperboard, oth fluting paper	270 653	3 059 392	108 261	1 228 131
4805199000	Oth uncoated paper and paperboard, in rolls or sheets	42 305	815 897	115 505	1 068 642
4805240000	Uncoated paper & paperboard, testliner weighing 150 g/m2 or less	461 874	3 649 091	217 048	1 704 114
4805251000	Uncoated paper & paperboard, testliner weighing >= 150 g/m2	91 683	2 232 418	57 459	1 166 638
4805259000	Uncoated paper & paperboard, testliner oth of weighing >= 150 g/m	1 526 981	13 610 511	803 645	7 687 142
4805301000	Paper, sulphite wrapping paper, colored match wrapping paper	0	127 861	0	47 134
4805309000	Paper, sulphite wrapping paper, oth colored match wrapping paper	167 581	1 586 733	75 082	1 221 366
4805400000	Filter paper and paperboard	440 329	4 157 562	1 773 317	15 910 214
4805500000	Felt paper and paperboard	24 056	190 872	112 833	822 610
4805911000	Paper used as packing of flat glass product, resin <0,6%, wg <150g/m	16 388	54 670	32 351	153 501
4805912000	Uncoated paper & paperboard, oth blotting, & joss paper, weighing 15	19 218	65 588	17 808	69 858
4805919000	Uncoated paper & paperboard, oth blotting, & joss paper, weighing 15	82 229	804 637	116 393	1 338 608
4805921000	Multi-ply paper and paperboard of 150<weighing <225g/m	0	521	0	1 964
4805929000	Uncoated paper & paperboard of oth 150<weighing <225g/m	1 449 583	23 374 820	872 698	14 315 912
4805931000	Multi-ply paper and paperboard of weighing > 225g/m2	88 345	1 333 364	73 976	899 064
4805932000	Blotting paper of other weighing > 225g/m2	0	170 939	0	203 831
4805939000	Oth Multi-ply paper & Blotting paper of other weighing > 225g/m2	76 907	1 860 926	79 580	1 933 427
4806100000	Vegetable parchment	64 566	517 968	151 378	1 337 820
4806200000	Greaseproof papers	40 717	761 014	48 051	1 311 076
4806300000	Tracing papers	19 171	212 656	35 996	388 894
4806400000	Glassine and other glazed transparent or translucent papers	651 504	4 978 105	824 146	6 825 400
4807000000	Composite paper and paperboard not surface-coated or impregnat	210 759	5 277 494	342 108	4 284 074
4808100000	Corrugated paper & paperboard, whether or not perforated, in rolls c	217 792	2 934 288	299 588	2 524 721
4808400010	Sack kraft paper, creped, crinkled, whether, not embossed / perforat	130 268	1 535 431	139 678	1 858 855
4808400090	Oth kraft paper, creped or crinkle, whether or not embossed or perf	29 881	596 987	135 061	1 348 750
4808902000	Paper & paperboard, oth embossed fancy paper used printing, cover,	124	7 048	878	13 527
4808903000	Paper & paperboard, embossed paper fancy paper used printing, cover	4	39 519	53	73 537
4808909000	Oth than Paper & paperboard, oth embossed fancy paper used printi	152 151	1 307 037	634 479	3 721 664
4809200000	Self-copy paper	237 378	3 374 175	362 841	5 332 014
4809901000	Oth self-copy paper	24 196	210 703	54 155	684 297
4809909000	Oth self-copy paper	189 623	2 054 610	382 750	3 069 119
4810131100	Paper & paperboard for photo, heat, elect. in rolls papers of width <1	0	90 720	0	41 850
4810131900	Paper & paperboard for photo, heat, elect. in rolls papers of oth widt	529 238	1 609 167	401 063	1 161 448
4810139110	Paper & paperboard for photo, heat, elect. in rolls papers of oth widt	0	4 566 325	0	24 582 595
4810139190	Paper & paperboard for photo, heat, elect. in rolls papers of width <1	729 259	7 296 292	699 768	7 999 423
4810139990	Paper & paperboard for writing or printing in rolls of a width >15 c	2 026 336	19 344 234	2 284 453	19 401 861
4810141100	Paper & paperboard for photo, heat, elect. sensitive 297<one side<4	0	7 518	0	30 325
4810141900	Paper & paperboard for photo, heat, elect. of width < 15cm	8 622	146 234	5 257	112 875
4810149190	Paper & paperboard for photo, heat, elect. sensitive 297<one side<4	9 004	30 676	194 099	705 130
4810191100	Other Paper & paperboard for writing or printing in sheets	130 239	410 818	104 191	331 835
4810191910	Other Banknotes paper	0	136	0	1 735
4810191990	Other Paper & paperboard for writing or printing in sheets	888 105	6 596 393	611 528	4 598 450
4810199190	Other Paper & paperboard for writing or printing in sheets	0	613 306	0	551 263
4810199990	Other Paper & paperboard for writing or printing in sheets	1 029 226	10 619 470	1 490 785	10 791 625
4810221100	Light weight coated paper, Elect cardiogr, Ultrasonograph, spirome	0	61 307	0	43 853
4810221900	Light weight coated paper; Oth Elect, cardiograph, Ultrasonograph, l	8	239 047	267	226 006
4810229100	Oth light weight coated paper, in roll of a width 15cm <one side<36	0	53	0	975
4810229900	Oth light weight coated paper	135 143	5 518 578	197 091	5 676 322
4810291100	Oth paper of a kind used for printng, elect, cardiograp, ultrasonograp	0	1	0	1
4810291900	Oth paper of a kind used for printng, oth elect cardiograp, ultrasonoç	2 010	32 561	5 218	85 643
4810299900	Oth paper of a kind used for printng	501 139	5 853 080	499 615	5 245 062
4810313100	Base paper of a kind used to manufacture aluminium coated paper	40	698	120	2 047

I.3. IMPOR MENURUT KOMODITI / IMPORT BY HS COMMODITY
***** AGUSTUS/ AUGUST 2013 *****

HS	Uraian Komoditi Commodity Description	Berat Bersih / Net Weight (Kg)		Nilai / Value C.I.F (US\$)	
		Bulan ini Current Month	Kumulatif Cum.Jan. to date	Bulan ini Current Month	Kumulatif Cum.Jan. to date
4810313900	Other Base paper of a kind used to manuf aluminium coated paper	0	951	0	4 746
4810319900	Oth kraft paper,paperboard,not for wrtng printing, other grafic pu	264	3 964	645	18 050
4810323000	Kraft paper,paperboard, not for writing,width<=15cm,side<=36cm	0	1 346	0	2 542
4810329000	Kraft paper,paperboard, not for writing,other weight>150g/m2	1 168 353	9 479 521	1 239 136	9 924 821
4810393000	Oth kraft paper,paperboard, not forwriting in rolls width<=15cm,si	5 506	78 335	19 561	328 000
4810399000	Other kraft paper,paperboard, not forwriting	262 682	1 263 209	304 662	1 522 745
4810924000	Other paper & paperboard, multiplyrectang < 15 x 36 cm2	3 271	17 562	29 674	225 022
4810929000	Other paper & paperboard, multiply othrectang < 15 x 36 cm2	1 954 403	13 651 608	1 475 498	10 225 984
4810994000	Oth paper and paperboard of multiplyrectang < 15 x 36 cm2	0	1 600	0	8 200
4810999000	Oth paper and paperboard of multiply othrectang < 15 x 36 cm2	503 489	3 594 675	880 842	4 926 051
4811102100	Floor covering on a base of paper orpaperboard,in roll <15cm, rect	58	30 620	5 156	58 674
4811102900	Other bituminised/ asphalted paper&paperboard in roll <15cm, rec	175	109 364	4 683	370 469
4811109100	Floor covering on a base of paper orpaperboard,in other size	0	136	0	1 833
4811109900	Other bituminised/ asphalted paper & paperboard,in other size	120 990	1 155 916	269 523	3 102 980
4811412000	Gummed or adhesive paper&paperboard,self-adhesive,rectang<15	65 031	643 658	457 342	3 729 958
4811419000	Gummed/ adhesive paper&paperboard,othself-adhesive,in other s	826 887	8 843 522	2 183 871	23 676 418
4811492000	Oth gummed or adhesive paper&paperboard in roll <15cm, rect<1	2 773	90 992	23 545	295 115
4811499000	Oth gummed or adhesive paper&paperboard,in other size	206 750	2 218 062	553 161	5 550 197
4811513100	Floor covering on a paper coated,impregntd wth plastic,bleached,w	0	8 753	0	10 187
4811513900	Oth paper coated,impregnated/ coveredwith plastic,bleached,wg>	272 069	3 933 631	355 500	5 767 976
4811519100	Floor covering on a paper coated,impregntd wth plastic,bleached,c	0	273	0	143
4811519900	Oth paper coated,impregnated/ coveredwith plastic,bleached,oth s	181 649	3 072 284	402 038	8 934 673
4811592000	Oth paper coated,impregnated/ coveredwith plastics&aluminium f	1 683 975	18 112 258	7 018 325	55 302 575
4811594100	Floor covering on a paper coated,impregwth plastic,unbleached,re	0	365 149	0	217 251
4811594900	Oth paper coated,impregnated/ coveredwith plastic,unbleached,re	115 404	968 192	328 347	2 947 873
4811599100	Floor covering on a paper coated,imptdwith plasticun,bleached,otl	0	32 922	0	63 466
4811599900	Oth paper coated,impregnated/ coveredwith plastic,unbleached,ot	270 245	3 923 103	1 153 612	13 753 930
4811602010	Paper coated,impregnated/ covered withwax,paraffin,stearin,oil,re	0	16 735	0	136 318
4811602090	Oth Paper coated,impregnated/ coveredwth wax,paraffin,stearin,o	30 418	133 499	24 322	150 729
4811609010	Paper coated,impregnated/ covered withwax,paraffin,stearin,oil,ot	15 785	122 232	25 410	206 850
4811609090	Oth Paper coated,impregnated/ coveredwith wax,paraffin,stearin,c	261 213	1 352 853	376 136	2 339 826
4811904100	Flooring covering a paper,cellulose wadd web of cell fibr roll<15cr	181 349	967 559	302 035	1 668 086
4811904900	Oth paper, paperboard,cellulose waddingweb of cell fibr roll<15cm	6 151	157 081	25 242	612 940
4811909100	Flooring covering a paper,cellulose wadd web of cell fibres,other s	1	14 652	2	46 521
4811909900	Oth paper, paperboard,cellulose waddingweb of cell fibres,other s	745 027	8 131 773	1 980 627	21 668 192
4812000000	Filter blocks,slabs& plates,of paper pulp	1 246	63 593	28 816	446 193
4813100000	Cigarette paper,in the form of bookletsor tubes	173 035	1 114 753	955 139	6 405 464
4813200000	Cigarette paper,in the form in rolls ofa width not exceeding 5 cm	238 342	3 001 313	1 071 763	14 312 952
4813901000	Cigarette paper,oth in the of booklets,tubes & in rolls,width <5 cm	88 698	914 437	589 004	5 684 267
4813909000	Cigarette paper,oth in the of booklets,tubes & in rolls	835 138	6 947 164	3 013 910	30 088 787
4814200000	Wallpaper&similar wall coverings,consist of peper coated wth a gr:	343 473	2 797 348	596 039	6 699 975
4814900000	window transparencies of paper	112 081	1 517 236	860 308	3 619 882
4816201000	Self-copy paper (other than of 48.09)inrolls of a width 25<oneside	0	2 213	0	4 549
4816209000	Other self-copy paper (other than of48.09)	1 764	86 733	2 895	165 791
4816901000	Carbon paper	19 847	81 408	54 898	190 859
4816902000	Other copying paper	0	320	0	4 202
4816903000	offset platesof paper	0	1 402	0	8 864
4816904000	Heat transfer paper	8 867	58 393	53 293	352 204
4816909000	Other heat transfer paper & offsetplates of paper	54 562	456 887	59 378	1 259 079
4817100000	Envelopes	119 535	962 972	331 124	2 848 622
4817200000	Letter cards,plain postcards and correspondence cards	2 109	32 125	12 870	66 263
4817300000	Boxes,pouches,wallets & writingcompendiums,of paper or paperb	18 903	115 708	79 099	549 328
4818100000	Toilet paper	734	2 695	9 581	24 605
4818200000	Handkerchiefs,cleansing or facialissues & towels	23 108	957 232	77 316	2 375 288
4818301000	Tablecloths	195	99 373	228	68 875
4818302000	Serviettes	135	5 485	437	52 168
4818500000	Articles of apparel & clothing, of paper pulp,paper	666	13 311	8 044	91 578
4818900000	Other articles of apparel & clothing, of paper pulp,paper	1 570	868 893	15 344	2 545 589
4819100000	Cartons,boxes & cases, of corrugatedpaper or paperboard	1 688 595	16 060 771	3 810 753	34 512 871
4819200000	Folding cartons,boxes& cases,of non-corrugated paper or paperbo:	2 248 776	21 189 874	9 283 327	79 704 058
4819300000	Sacks&bags,having a base of a width of40 cm or more	176 759	3 352 859	300 926	6 126 323
4819400000	Other sacks and bags, including cones	202 781	1 374 431	626 405	4 330 295
4819500000	Other packing containers,includ recordsleeves	765 979	5 735 604	3 504 703	25 777 758
4819600000	Box files,letter trays,storage boxes& similar articles,used in offices,	107 541	790 920	371 766	2 805 491
4820100000	Registers,account books,note books,order books,diaries & similar :	29 955	467 497	235 249	1 935 633
4820200000	Exercise books	1 444	483 240	2 364	1 052 126
4820300000	Binders(other than book covers),foldersand file covers	52 124	289 702	91 468	658 630
4820400000	Manifold business forms& interleavedcarbon sets	514	9 165	2 951	28 110
4820500000	Albums for samples or for collections	3 286	36 176	14 512	152 247
4820900000	Other exercise book,binders,manifold,albums	99 271	724 421	209 697	1 395 336
4821101000	Printed,labels of a kind for jewelery,incl objects personal carried in	90 067	1 034 360	1 631 726	17 826 581

I.3. IM POR MENURUT KOM ODITI / IM PORT BY HS COM M ODITY
***** AGUSTUS/ AUGUST 2013 *****

HS	Uraian Komoditi Commodity Description	Berat Bersih / Net Weight (Kg)		Nilai / Value C.I.F (US\$)	
		Bulan ini Current Month	Kumulatif Cum.Jan. to date	Bulan ini Current Month	Kumulatif Cum.Jan. to date
4821109000	Printed,oth labels of a kind for jewel,incl objects personal carried i	405 659	4 680 311	6 445 971	66 209 048
4821901000	Oth printed,labels of a kind for jewel,incl objects personal carried i	14 608	198 623	403 693	2 577 514
4821909000	Oth printed,oth labels of a kind for jewell incl objects personal cari	103 755	1 557 951	928 782	9 915 245
4822101000	Cone of pulp of a kind used for windingtextile yarn	61 803	216 103	64 720	326 600
4822109000	Bobbins,spools,cops& similar of pulp,othof a kind used for winding	2 318	4 609	15 378	52 517
4822901000	Oth Cone	43 045	623 148	55 953	788 373
4822909000	Other bobbins,spools,cops & similar	97 624	438 691	236 810	9 424 168
4823201000	Filter paper in rolls or sheets,instrips,rolls or sheets	199 090	1 801 975	1 006 165	8 281 481
4823209000	Othert filter paper in rolls or sheets	176 989	3 396 844	802 312	7 018 377
4823402100	Cardiograph recording paper	237	8 575	6 409	82 431
4823402900	Oth paper for electro-medical apparatus	284	3 672	11 259	36 496
4823409000	Oth rolls,sheets&dials,printed for self-recording apparatus	66 042	453 576	395 809	2 177 343
4823610000	Trays,dishes,plates,cups& the like,of paper or paperboard of bamb	13 475	13 476	8 609	8 610
4823690000	Trays,dishes,plates,cups& the like,ofpaper or paperboard of oth th:	32 143	286 705	112 741	1 034 395
4823700000	Mouldad or pressed articles of paperpulp	60 053	655 647	360 626	4 351 997
4823901000	Coconing frames for silk-worms	88	255	881	1 897
4823902000	Display cards for jewellery,incl objects personal carried in pocket,ii	1 225	21 159	12 574	111 370
4823903000	Dia-cut polyethylene coated peperboardof a kind for manufacture	22 025	219 030	41 646	243 486
4823904000	Paper tube sats of kind used for themanufacture of fireworks	28 741	152 572	308 108	1 627 875
4823905100	Kraft paper,in rolls of a width of 209mm weight 150 g/m2 or less	11 007	15 334	22 832	76 330
4823905900	Kraft paper,in rolls of a width of 209 mOther weight	25 577	202 784	66 252	502 076
4823906000	Punched jacquard cards	1	960	27	10 111
4823907000	Fans & handsscreen	2 573	42 956	8 693	241 011
4823909200	Joss paper	65 704	1 175 078	239 555	2 156 271
4823909400	Cellulose wadding and webs of cellulosaFibers,coloured or marblei	1	13 625	121	34 171
4823909500	Othetr floor coverings on a base of papePeperboard	54	54	222	222
4823909600	Oth, cut to shape other than rectangularor square	386	53 000	6 382	209 837
4823909900	Other,cut to size/shape,other than inStrips, rolls or sheets	526 994	2 873 301	972 835	7 506 569
4901100000	Printed books,brochures and similar prinin single sheets, whether	48 206	542 062	337 170	2 254 837
4901910000	Dictionaries andencyclopedias,and serialinstalments thereof	0	16 969	0	124 728
4901991000	Educational, technical, scientific,historical or cultural books	77 843	905 567	319 787	3 912 719
4901999000	Oth printed books,brochures, and similarprinted	153 239	1 778 122	1 635 981	14 033 361
4902100000	Newspapers,journals & periodicalsappearing at least four times a v	0	1	0	59
4902901000	Newspapers,journals & periodicalsOth appearing at least four time	20	15 289	395	44 762
4902909000	Other newspapers,journals & periodicals	14 835	57 693	156 572	395 326
4903000000	Childrens picture,drawing or coloringbooks.	1 013	22 067	2 540	84 540
4904000000	Music,printed or in manuscript,whetheror not bound or illustrated	1 284	18 422	47 590	290 198
4905100000	Globes	464	6 997	3 257	44 312
4905910000	Maps & hydrographic/ similar chartsof all kinds,in book form	160	7 334	317	29 653
4905990000	Other maps&hydrographic or similarcharts of all kinds	1 538	8 799	5 380	131 524
4906001000	Plans& drawings,including photographicreproductions on sensitise	85	1 601	1 819	39 602
4906009000	Plans& drawings,including photographicreproductions on carbon c	437	34 395	3 299	1 044 725
4907001000	Banknotes, being legal tender	12	231	136	6 436
4907002100	Postage stamps, unused	0	3	0	13
4907002900	ravanue and similar stamps,unused	218	562	10 221	21 004
4907004000	Stock,share/bond certificates& similardocuments of title; cheque fr	96	817	1 508	37 006
4907009000	other similar stamps of current/ newissue in the country in which t	1 333	13 140	176 287	4 629 965
4908100000	Transfers (decalcomanias), vitrifiable	6 417	173 435	349 794	4 299 200
4908900000	Other transfers (decalcomanias),vitrifiable	96 782	426 117	1 181 547	7 078 556
4909000000	Printed/ illustrated postcards, cardgreetings, messages/ announcen	871	11 236	1 710	57 158
4910000000	Calendars of any kind,printed,includingcalendar blocks.	5 024	30 989	26 816	130 459
4911101000	Catalogues listingonly educationhistorical or cultural books&public	8 696	122 108	81 778	794 618
4911109000	Oth trade advertising material,commercial catalogues and the like	31 477	387 658	338 571	3 488 602
4911912100	Wall pictures,anatomical or botanicaldiagrams and charts	0	434	0	9 873
4911912900	Other wall picture & diagrams forinstructional purposes	2 463	25 000	25 542	134 173
4911913100	Printed picture & photograph,anatomical/botanical diagram/ chart	0	586	0	3 020
4911913900	Oth printed picture & photographo anatomical/ botanical diagra	304	5 499	886	13 749
4911919000	Other picture, designs & photograph	25 143	220 878	87 805	829 828
4911991000	Printed card for jewellery,small objectpersonal adorenment/ article	193	8 323	954	14 661
4911992000	Printed labels for explosives	0	265	0	14 356
4911993000	Educational, technic,scientific,historisor cultural printed on a set o	24	1 000	395	16 803
4911999000	Oth printed card, printed labels,educational printed on a set of car	81 112	645 276	862 856	7 494 498
5001000000	Silkworm cocoons suitable for reeling.	0	192	0	5 422
5004000000	Silk yarn(oth than yarn spun from silkwaste) not put up for retail &	18 822	163 115	47 284	477 094
5005000000	Yarn spun from silk waste,not put up forretail sale.	400	6 266	17 640	119 048
5006000000	Silk yarn & yarn spun from silk waste,put up for retail sale;silk-wor	12	12	200	200
5007101000	Fabrics of noil silk: printed by thetraditional batik process	357	3 386	3 447	42 786
5007109010	Fabrics of noil silk: oth printedtraditional batik process	0	184	0	45 243
5007109090	Other fabrics of noil silk	17	269	3 853	36 924
5007201000	Oth fabrics,containing >=85% by weight osilk;printed by traditiona	4 168	4 168	74 178	74 178
5007209010	Oth fabrics, containing >= 85% by weight of silk; printed bleached c	0	337	0	22 183

I.3. IMPOR MENURUT KOMODITI / IMPORT BY HS COMMODITY
***** AGUSTUS/ AUGUST 2013 *****

HS	Uraian Komoditi Commodity Description	Berat Bersih / Net Weight (Kg)		Nilai / Value C.I.F (US\$)	
		Bulan ini Current Month	Kumulatif Cum.Jan. to date	Bulan ini Current Month	Kumulatif Cum.Jan. to date
5007209090	Oth fabrics, containing >= 85% by weight of silk; other	317	32 447	51 319	443 880
5007909090	Oth fabrics; containing < 85% by weight of silk	243	289	60 834	63 173
5101110000	Shorn wool, not carded/ combed, greasy, including fleece-washed v	17 724	95 934	228 540	950 314
5101190000	Oth Shorn wool, not carded/ combed, greasy, including fleece-wash	22	76	95	442
5101210000	Shorn wool, not carded/ combed, degreased not carbonised	19 774	148 153	85 957	559 091
5101290000	Other Shorn wool, not carded/ combed, degreased not carbonised	0	20	0	84
5102110000	Fine animal hair, not carded/ combed of kashmir (cashmere) goats	860	11 475	51 146	947 508
5105100000	Carded wool	0	2 112	0	45 462
5105210000	Combed wool in fragments	0	1	0	1
5105290000	Combed wool not in fragments	41 542	610 951	624 227	7 638 037
5105390000	Fine animal hair, carded/ combed Other of goats	0	752	0	18 569
5106100000	Yarn, carded wool > 85% by weight not put up for retail sale	327	121 103	6 963	2 397 534
5106200000	Yarn, carded wool < 85% by weight not put up for retail sale	30 287	577 423	457 653	9 192 098
5107100000	Yarn, combed wool > 85% by weight not put up for retail sale	371	60 358	11 138	1 125 650
5107200000	Yarn, combed wool < 85% by weight not put up for retail sale	1 275	74 438	28 305	1 045 023
5108200000	Yarn of fine animal hair not put up for retail sale, combed	0	4 540	0	151 992
5109100000	Yarn, wool/ animal hair > 85% by weight, for retail sale	64 685	417 615	2 321 989	14 003 727
5109900000	Yarn, wool/ animal hair < 85% by weight, for retail sale	3	2 586	84	56 005
5111111000	Woven fabric, carded, wool/ animal hair > 85% weight < 300 g/ m; prin	0	453	0	14 565
5111119000	Woven fabric, carded, wool/ animal hair > 85% weight < 300 g/ m; oth	7 853	20 906	309 809	941 355
5111191000	Woven fabric, carded, wool/ animal hair > 85% weight > 300 g/ m; print	0	1	0	10
5111199000	Woven fabric, carded, wool/ animal hair > 85% weight > 300 g/ m; oth p	0	7 112	0	157 359
5111200000	Other, mixed mainly or solely with man-made filaments	12 915	42 115	345 378	939 825
5111300000	Other, mixed mainly or solely with man-made staple fibres	6 535	202 934	177 002	1 941 995
5111900000	Other woven fabrics of carded wool or carded fine animal hair	0	10 003	0	122 668
5112111000	Woven fabric, combed wool/ animal hair > 85% weight < 200 g/ m; prin	2 299	6 222	35 532	133 434
5112119000	Woven fabric, combed wool/ animal hair > 85% weight < 200 g/ m; oth	146 354	642 873	4 792 650	20 826 074
5112191000	Woven fabric, combed wool/ animal hair > 85% weight > 200 g/ m; prin	17 025	110 910	361 891	2 197 632
5112199000	Woven fabric, combed wool/ animal hair > 85% weight > 200 g/ m; oth	4 311	28 051	100 597	919 355
5112200000	Oth woven fabric, combed wool/ animal hair mix mainly/ solely with	17 563	174 943	493 145	5 705 600
5112300000	Oth woven fabric, combed wool/ animal hair mix mainly/ solely with	5 804	32 529	171 585	877 258
5112900000	Oth woven fabric, combed wool or of fine animal hair.	1 195	231 507	16 253	4 395 751
5113000000	Woven fabrics of coarse animal hair or of horse hair	268	2 706	3 448	50 760
5201000000	Cotton, not carded/ combed.	33 493 168	447 106 895	70 671 046	881 646 386
5202100000	Yarn waste (including thread waste)	0	1 316 931	0	987 112
5202990000	Cotton waste, not gannetted stock	4 952	71 771	44 576	625 062
5203000000	Cotton, carded/ combed.	4 048	15 159	73 912	219 543
5204110000	Cotton sewing thread, not for retail sale cotton weight >= 85%	6 293	896 805	68 549	1 649 736
5204190000	Cotton sewing thread, not for retail sale cotton weight < 85%	47 839	529 975	397 076	4 345 067
5204200000	Cotton sewing thread, wether for sale	72 104	697 942	96 424	1 295 974
5205110000	Single yarn, of uncombed fibres measuring > 714.29 decitex, cotton	277 119	2 086 224	1 302 073	6 980 245
5205120000	Single yarn of uncombed fibres measuring 232.56 < decitex < 714.29 ,	234 226	2 952 618	841 183	10 543 705
5205130000	Single yarn of uncombed fibres measuring 192.31 < decitex < 232.56 ,	145	247 447	797	904 185
5205140000	Single yarn of uncombed fibres measuring 125 < decitex < 192.32 , col	107 256	642 994	491 187	3 440 152
5205150000	Single yarn, of uncombed fibres measuring < 125 decitex, cotton > 8	0	194 738	0	208 610
5205210000	Single yarn, of combed fibres measuring > 714.29 decitex, cotton > 8	0	204	0	14 842
5205220000	Single yarn, of combed fibres measuring 232.56 < decitex < 714.29 , c	1 452	1 685 404	11 286	5 968 233
5205230000	Single yarn, of combed fibres measuring 192.31 < decitex < 232.56 col	782 429	7 164 089	3 007 728	28 567 809
5205240000	Single yarn, of combed fibres measuring 125 < decitex < 192.31 , cott	247 216	3 138 918	810 805	10 607 413
5205260000	Single yarn, of combed fibres measuring 106.38 < decitex < 125 , cott	29 289	34 959	144 867	188 526
5205270000	Single yarn, of combed fibres measuring 83.33 < decitex < 106.38 , col	3 750	12 374	8 000	27 596
5205280000	Single yarn, of combed fibres measuring < 83.33 decitex, cotton > 8	8 250	23 099	17 600	49 260
5205310000	Multiple yarn, of uncombed fibres measure > 714.29 decitex, cotton >	0	10 386	0	171 501
5205320000	Multiple yarn, of uncombed fibres measure 232.56 < decitex < 714.29	1	41 285	33	186 954
5205330000	Multiple yarn, of uncombed fibres measure 192.31 < decitex < 232.31	0	14 853	0	32 280
5205350000	Multiple yarn, of uncombed fibres measure < 125 decitex, cotton >	0	1	0	2
5205410000	Multiple yarn, of combed measuring 714.29 decitex/ more, cotton >	0	1 000	0	4 330
5205420000	Multiple yarn, of combed measuring 232.56 < decitex < 714.29, cotton	25 114	360 271	138 114	1 937 375
5205440000	Multiple yarn, of combed measuring 125 < decitex < 192.31, cotton >	14 074	184 491	145 171	1 781 379
5205460000	Multiple yarn, of combed measuring 106.38 < decitex < 125, cotton >	0	46 292	0	285 633
5205480000	Multiple yarn, of combed measuring < 83.33 decitex, cotton > 85%	12 247	18 505	116 348	277 216
5206110000	Single yarn of uncombed fibres, measuring > 714.29 or decitex, cott c	38 079	513 446	337 387	2 481 276
5206120000	Single yarn of uncombed fibres, measuring 232.56 < decitex < 714.29	0	18 670	0	93 871
5206130000	Single yarn of uncombed fibres, measuring 192.31 < decitex < 232.56	0	311	0	1 061
5206140000	Single yarn of uncombed fibres, measuring 125 < decitex < 192.31 , c	0	467	0	16 503
5206210000	Single yarn, of combed fibres, measuring > 714.29 decitex, cotton < 8	625	29 116	7 292	181 891
5206220000	Single yarn, of combed fibres, measuring 232.56 < decitex < 714.29 , c	145 120	957 692	575 634	4 424 059
5206230000	Single yarn, of combed fibres, measuring 192.31 < decitex < 232.56 ,	6 555	369 469	29 553	1 270 589
5206240000	Single yarn, of combed fibres, measuring 125 < decitex < 192.31 , cot	68	90 495	375	394 429
5206310000	Multiple yarn, of uncombed measuring > 714.29 decitex, cotton < 85	0	1 839	0	25 569
5206320000	Multiple yarn, of uncombed measuring 232.56 < decitex < 714.29, cot	0	3 981	0	51 662

I.3. IM POR MENURUT KOMODITI / IM PORT BY HS COM M ODITY
***** AGUSTUS/ AUGUST 2013 *****

HS	Uraian Komoditi Commodity Description	Berat Bersih / Net Weight (Kg)		Nilai / Value C.I.F (US\$)	
		Bulan ini Current Month	Kumulatif Cum.Jan. to date	Bulan ini Current Month	Kumulatif Cum.Jan. to date
5206420000	Multiple yarn,of combed fibres measuring232,56 <decitex< 714.25	846	133 409	4 944	1 211 698
5206440000	Multiple yarn,of combed fibres measuring125 <decitex< 191.31.ct	0	1 713	0	23 481
5207100000	Cotton yarn(oth sewing thread) retailsale,>=85% cotton by weight	11 373	52 421	18 382	560 962
5207900000	Cotton yarn(oth sewing thread) retailsale,< 85% cotton by weight	2 308	33 529	9 520	223 450
5208110000	Woven fabrics of cotton, unbleachedweighing <= 100 g/ m, >=85%	82 118	1 306 315	785 960	11 611 696
5208120000	Woven fabrics of cotton, unbleached100<weighing<200 g/ m, >=85%	90 863	965 532	1 270 730	12 165 415
5208130000	Woven fabrics cotton,unbleached,3or4thread twill ,<200g/ m,>=85%	985	7 867	10 090	90 547
5208190000	Oth Woven fabrics cotton, unbbleach,<200g/ m,>=85%of cotton	714 135	6 106 576	7 113 738	62 885 889
5208210000	Woven fabrics of cotton,bleached,pleinweeve,weighing<100g/ m,>	65 369	1 856 920	594 861	9 531 485
5208220000	Woven fabrics of cotton,bleached,pleinweave,100<weigh<200 g/ n	84 005	800 268	942 283	7 207 406
5208290000	Other Woven fabrics cotton,bleached,<200g/ m,>=85%of cotton	175 841	1 912 633	1 955 816	21 935 965
5208310010	Woven fabrics cotton,dyed,voille/ chemivolle,weight <100 g/ m,>=85%	493	59 638	11 585	840 330
5208310020	Woven fabrics of cotton,dyed,cambrics100<weigh<200 g/ m, >=85%	0	1 936	0	42 095
5208310090	Other woven fabrics of cotton,dyed,weighing<200 g/ m, >=85%of c	62 952	758 351	707 182	7 875 775
5208320000	Woven fabrics of cotton,dyed,plain weave weave ,weight <100 g/ r	349 115	4 144 531	5 876 456	61 512 837
5208330000	Woven fabrics,dyed, 3-thread/ 4-threadtwill,weighing<200 g/ m, >=	37 415	353 991	400 730	3 614 156
5208390000	Other woven fabrics of cotton,dyed,weighing<200 g/ m, >=85%of c	329 079	2 478 607	3 087 969	23 671 258
5208410010	String Woven fabrics, cont>=85% ofcotton,of diff colour yarn, weig	31	1 787	164	30 672
5208410090	Oth woven fabrics, cont >=85% of cotton,of diff colour yarn, weigh	57 344	479 003	680 609	8 487 013
5208420010	String Woven fabrics,cont >=85%, cottonof diff colour yarn, weigh	2	35 240	3	511 558
5208420090	Oth Woven fabrics, cont >= 85% of cottonof diff colour yarn, weigt	550 370	5 092 076	7 842 167	71 638 684
5208430000	3-thread/ 4-thread twill, including cross weighing > 100 g/ m,>=85%	25 257	696 370	277 424	6 608 122
5208490000	Other fabrics of different color,weighing<200 g/ m, >=85%of cottor	23 064	457 136	175 677	4 663 278
5208511000	Plain weave,weinghing <=100g/ m2printed by the traditional batik	0	2 148	0	37 485
5208519000	Plain weave,weinghing <=100g/ m3, notprinted by the traditional b	280	47 792	21 086	1 158 766
5208521000	Plain weave,weinghing >100g/ m2printed by the traditional batik p	186	864	5 592	54 339
5208529000	Plain weave,weinghing >100g/ m3, notprinted bythe traditional ba	27 318	197 463	363 861	2 748 978
5208591000	Other fabrics; printed by traditionalbatik process,<200 g/ m, >=85%	0	22 268	0	199 558
5208599000	Other fabrics; not printed traditionalbatik process,<200 g/ m, >=85%	46 235	381 662	369 572	2 775 530
5209110000	Plain weave,unbleached cont.>=85% of cotton, weight >200 g/ m2	31 502	740 651	213 300	6 361 476
5209120000	3-thread/ 4-thread twill,unbleached,>=85% of cotton, weight > 200	0	758	0	9 892
5209190000	Other fabrics unbleached,>=85% cotton,weighing > 200 g/ m2	313 802	3 663 672	3 239 209	33 643 242
5209210000	Woven fabric bleached ,Plain weave >=85%cotton, weighing > 200	102	23 611	735	214 288
5209220000	3-thread/ 4-thread twill,bleached,>=85%weighing>200g/ m	1 448	17 993	18 856	289 269
5209290000	Other woven fabric bleached ,cont 85%of cotton weight > 200 g/ m	61 800	751 127	973 475	10 132 103
5209310000	Woven fabrics dyed, plain weave,cont.85%of cotton, weight > 200	256 327	2 373 687	2 164 784	21 572 003
5209320000	3or4 thread icl cross twill,dyed,>= 85%,weight>200g/ m	228 968	3 050 431	2 233 622	28 487 108
5209390000	Other woven fabrics,dyed, cont.85% of cotton,weight > 200 g/ m2	477 802	4 121 617	4 111 782	35 042 893
5209410000	Woven fabrics of yarn different colours,plain weave,>=85% cotton	0	36 599	0	194 456
5209420000	Woven fabrics of yarn different colours,denim,>=85% cotton, weig	238 307	2 529 689	1 465 799	15 338 108
5209430000	3/ 4 thread twill,yarn different colours,plain weave,>=85% ctnn, wg	1 111	58 656	18 159	388 618
5209490000	Other woven fabrics of yarn differentcolours,>=85% ctnn, wght>20	9 338	695 576	84 101	5 877 213
5209519000	Woven fabrics, plain weave, not printedby batik process,>=85% ctn	0	24 869	0	318 057
5209521000	3or4 thread twill,printed by batikprocess,>=85% ctnn, wght>200g/	0	19	0	275
5209529000	3or4 thread twill,not printed by batikprocess,>=85% ctnn, wght>20	17	24 385	258	208 821
5209591000	Other woven fabrics, printed by batikprocess,>=85% ctnn, wght>20	1	425	1	4 466
5209599000	Other woven fabrics, not printed bybatik process,>=85% ctnn, wgh	280	15 060	1 990	132 773
5210110000	Woven fabric,unbleached; plain weave< 85% cotton,weight<200g/	398 428	4 259 775	3 897 821	40 890 151
5210190000	Other woven fabric,unbleached; plainweave < 85% cotton,weight<	1 205 642	4 341 823	3 681 771	31 999 701
5210210000	Woven fabric,bleached; plain weave< 85% cotton,weight<200g/ m:	2 722	37 805	28 461	546 062
5210290000	Other woven fabric,bleached; plain weave< 85% cotton,weight<20	17 710	102 649	271 033	1 625 842
5210310000	Woven fabric,dyed; plain weave< 85% cotton,weight<200g/ m2:	79 731	911 564	1 786 568	18 574 256
5210320000	Woven fabric,dyed;3/ 4-thread twill inclcross twill, < 85% cotton,we	1 083	245 932	19 749	1 965 300
5210390000	Other woven fabric,dyed; < 85% cotton,weight<200g/ m2:	33 530	222 551	506 237	4 197 243
5210410010	String weave,of yarn of different colour< 85% cotton,weight<200g	1 660	43 468	33 645	514 585
5210410090	Woven fabric,different colour,not string weave,< 85% cotton,weig	27 083	387 787	356 973	5 392 228
5210490000	Other woven fabric,different colour,plain weave,< 85% cotton,wei	3 215	78 596	38 781	1 174 108
5210519000	Woven fabric,plain weave, not printed bybatik process,< 85% cotti	215	44 123	7 779	904 364
5210599000	Other woven fabric,not printed by batikprocess,< 85% cotton,weig	63 471	610 580	470 813	3 739 912
5211110000	Woven fabric,unbleached;plain weave,< 85% cotton,weight>200g/	112	8 701	2 102	148 013
5211120000	Woven fabric,3/ 4 thread twill,unbleached,<85% ctnn, weight>200g	0	5 325	0	46 906
5211190000	Other woven fabric,unbleached,< 85% cotton,weight>200g/ m2	137 792	1 686 185	1 031 026	14 825 316
5211200000	Woven fabric,bleached;< 85% cotton,weight>200g/ m2	0	695	0	18 554
5211310000	Woven fabric,dyed;plain weave,< 85% ofcotton,weight>200g/ m2	5 488	172 378	67 768	1 877 572
5211320000	Woven fabric,3/ 4 thread twill,dyed,< 85%of cotton,weight>200g/ r	50 299	687 453	453 058	5 022 220
5211390000	Other woven fabric,dyed;< 85% of cotton,weight>200g/ m2	99 054	1 578 495	1 853 068	12 452 192
5211410010	String weave,of yarn of different colour< 85% cotton,weight>200g	320	516	2 607	4 466
5211410090	Woven fabric,different colour,not string weave,< 85% cotton,weig	0	103 048	0	300 746
5211420000	Woven fabric,different colour,denim,< 85% cotton,weight>200g/ n	84 423	1 170 200	613 405	6 572 723
5211430000	Oth fabrics of 3-thread/ 4-thrd,<85%of co,weight>200g/ m2	0	26	0	2 728
5211490000	Oth fabrics of different colours< 85% cotton,weight>200g/ m2	8 355	407 429	80 776	3 120 695

I.3. IMPOR MENURUT KOMODITI / IMPORT BY HS COMMODITY
***** AGUSTUS/ AUGUST 2013 *****

HS	Uraian Komoditi Commodity Description	Berat Bersih / Net Weight (Kg)		Nilai / Value C.I.F (US\$)	
		Bulan ini Current Month	Kumulatif Cum.Jan. to date	Bulan ini Current Month	Kumulatif Cum.Jan. to date
5211529000	3-thre/4-thread twill, not printed by batik < 85% cotton, weight > 200g/m ²	0	2 629	0	28 679
5211591000	Other Woven fabric, printed by batik < 85% cotton, weight > 200g/m ²	0	11 579	0	274 765
5211599000	Other Woven fabric, not printed by batik < 85% cotton, weight > 200g/m ²	161 736	519 548	1 138 396	3 620 186
5212110000	Oth woven fabric of cotton weight <= 200g/m ² unbleached	82 573	338 440	1 164 535	5 048 156
5212120000	Oth woven fabric of cotton weight <= 200g/m ² bleached	48	104 041	503	479 011
5212130000	Oth woven fabric of cotton weight <= 200g/m ² dyed	3 761	19 599	69 940	273 228
5212140000	Oth woven fabric of cotton weight <= 200g/m ² of yarns of different	142 208	1 566 340	1 044 095	11 250 515
5212151000	Oth woven fabric of cotton weight <= 200g/m ² printed by traditional	0	22	0	269
5212159000	Oth woven fabric of cotton weight <= 200g/m ² not printed by traditional	429	161 098	4 595	1 591 618
5212210000	Oth woven fabric of cotton weight > 200g/m ² unbleached	221 372	3 538 228	2 648 640	37 660 766
5212220000	Oth woven fabric of cotton weight > 200g/m ² bleached	0	3 038	0	23 002
5212230000	Oth woven fabric of cotton weight > 200g/m ² dyed	0	2 590	0	30 496
5212240000	Oth woven fabric of cotton weight > 200g/m ² of yarns of different	82	1 617	4 455	45 733
5212259000	Oth woven fabric of cotton weight > 200g/m ² not printed by traditional	50	1 548	341	23 623
5301100000	Flax, raw/retted	0	6 885	0	34 253
5301290000	Flax, broken, scutched, heckled/otherwise process, but not spun, not t	3 956	27 416	26 110	127 916
5303100000	Jute & oth textile bast fibres, raw/retted	244 210	2 049 648	341 877	2 604 483
5303900000	Jute & oth textile bast fibres, not raw/retted	0	19	0	475
5305001000	Sisal & oth textile fibres of the genus <i>Agave</i> ; tow & waste of these fi	279 700	1 337 700	387 702	1 512 638
5305002011	Textile fibres of coconut (coir), raw	339	339	3 641	3 641
5305002021	Textile fibres of abaca; Raw	0	71 255	0	53 486
5305009090	Textile fibres; other of ramie	0	7 860	0	41 502
5306100000	Single flax yarn/flax yarn	0	9 359	0	138 506
5306200000	Multiple (folded)/cabled flax yarn	652	734	4 955	7 857
5307100000	Single yarn of jute/oth textile bast of heading 53.03.	379	252 813	3 879	194 552
5307200000	Multiple (folded)/cabled of jute/oth fibres bast fibres of heading 5	390 061	12 621 187	387 799	11 074 786
5308200000	True hemp yarn	1 216	6 326	7 670	39 653
5308901000	Paper yarn	63	123	5 026	10 308
5308909000	Other yarn of other vegetable textile fi	315	1 627	4 894	22 511
5309119000	Woven fabrics of flax content >= 85% by weight unbleached or not; not t	0	8 090	0	78 083
5309191000	Other Woven fabrics, flax content >= 85% by weight; print by traditional	17	31 662	51	483 309
5309199000	Other Woven fabrics, flax content >= 85% by weight; not print by traditional	3 719	69 331	61 348	1 384 089
5309211000	Woven fabrics of flax content < 85% by weight unbleached or not; print	0	800	0	11 328
5309219000	Woven fabrics of flax content < 85% by weight unbleached or not; not p	0	14 405	0	144 240
5309291000	Woven fabrics of flax content < 85% by weight; print by the tradition	0	6 122	0	76 153
5309299000	Woven fabrics of flax content < 85% by weight; not printed by the t	1 950	37 639	42 732	507 532
5310100010	Woven fabrics of jute or of oth textile unbleached; plain	30 086	514 120	39 053	663 708
5310100090	Woven fabrics of jute or of oth textile unbleached; other plain	6	229	35	1 845
5310901000	Other woven fabrics of jute/oth textile heading 53.03, printed by tradi	37	134	140	2 628
5310909000	Other woven fabrics of jute/oth textile heading 53.03, not printed by l	2	12 327	20	231 755
5311009000	Woven fabrics of oth vegetable textile fibres & paper yarn; not print	20 000	75 324	43 000	350 937
5401101000	Sewing thread of man-made filament of synthetic filaments; for retail	10 168	102 876	95 633	954 682
5401109000	Sewing thread of man-made filament of synthetic filaments; not for r	214 662	3 245 680	1 274 534	14 637 188
5401201000	Sewing thread of man-made filament of artificial filaments; for retail	857	7 464	4 582	48 960
5401209000	Sewing thread of man-made filament of artificial filaments; not for re	6 003	127 572	44 565	1 084 941
5402110000	Synthetic filament yarn (oth than sewing) high tenacity yarn of nylo	16 634	115 976	346 187	2 202 345
5402190000	Synthetic filament yarn (oth than sewing) high tenacity yarn of nylo	366 116	4 600 504	1 703 962	21 094 667
5402200000	Synthetic filament yarn (oth than sewing) high tenacity yarn of poly	339 082	4 884 335	903 794	14 110 578
5402310000	Textured yarn of nylon/oth polyamides measuring single yarn <= 50	262 596	2 264 597	1 823 504	14 597 120
5402320000	Textured yarn of nylon/oth polyamides measuring single yarn > 50	39 855	605 701	143 025	2 582 470
5402330000	Textured yarn of polyesters	1 419 927	13 673 577	4 040 356	38 315 639
5402340000	Textured yarn of polypropylene synthetic filament	593 525	3 909 527	1 339 697	9 417 264
5402390000	Other texture synthetic filament yarn	5 896	3 515 901	37 591	8 972 957
5402440000	Oth yarn, single, with a twist or not < 50 turn/m; elastomeric	659 580	5 922 195	5 193 988	42 141 601
5402450000	Oth yarn, single, with a twist or not < 50 turn/m; oth, of nylon/oth p	169 356	1 986 929	703 467	7 703 493
5402460000	Oth yarn, single, with a twist or not < 50 turn/m; oth, of polyesters, p	1 310 278	14 617 738	2 204 425	24 493 725
5402470000	Oth yarn, single, with a twist or not < 50 turn/m; oth, of polyester	1 567 331	13 042 673	3 123 130	29 142 867
5402480000	Oth yarn, single, with a twist or not < 50 turn/m; oth, of polypropil	130 553	1 621 556	176 048	2 652 681
5402490000	Oth yarn, single, oth thn, of elast, nyl/polyester, polypropylene, <= 50	152 478	3 517 055	1 733 693	22 988 029
5402510000	Oth yarn, single, with a twist or not > 50 turn/m; of nylon or oth pol	824	23 326	1 062	262 834
5402520000	Oth yarn, single, with a twist or not > 50 turn/m; of nylon or oth pol	12 528	222 216	48 035	644 372
5402591000	Oth yarn, single, with a twist or not > 50 turn/m; other; of polyprop	0	25 828	0	54 525
5402599000	Oth yarn, single, with a twist or not > 50 turn/m; other; other	12	13 473	140	189 278
5402610000	Oth yarn, multiple or cable of nylon or polyamides	59 760	345 958	141 240	1 659 458
5402620000	Oth yarn, multiple or cable of polyesters	68 267	1 420 276	461 454	9 659 384
5402691000	Oth yarn, multiple or cable of other : polypropylene	97 275	743 725	216 564	1 691 069
5402699000	Oth yarn, multiple or cable of other : oth than polypropylene	16 544	140 623	28 542	574 434
5403100000	Artificial filament yarn (not sewing) high tenacity yarn of viscose r	11	46 712	67	247 812
5403311000	Artificial filament yarn, oth yarn, single of viscose twist/ not < 120 tur	0	296 051	0	312 200
5403319000	Artificial filament yarn, oth yarn, single of viscose twist/ not < 120 tur	34 649	424 071	238 529	1 846 694
5403329000	Artificial filament yarn, oth yarn, single of viscose twist/ not > 120 tur	49	394 833	179	283 248

I.3. IM POR MENURUT KOM ODITI / IM PORT BY HS COM M ODITY
***** AGUSTUS/ AUGUST 2013 *****

HS	Uraian Komoditi Commodity Description	Berat Bersih / Net Weight (Kg)		Nilai / Value C.I.F (US\$)	
		Bulan ini Current Month	Kumulatif Cum.Jan. to date	Bulan ini Current Month	Kumulatif Cum.Jan. to date
5403339000	Artificial filament yarn,oth yarn,singleof cellulose acetate: oth text	0	26 964	0	81 027
5403391000	Artificial filament yarn,oth yarn,singleof other : textured yarn	0	16 318	0	103 843
5403399000	Artificial filament yarn,oth yarn,singleof other : oth textured yarn	3 129	113 032	16 521	336 704
5403411000	Artificialfilament yarn,oth yarn,multipleor cable: of viscose rayon;t	0	11 600	0	26 680
5403419000	Artificialfilament yarn,oth yarn,multipleor cable: of viscose rayon; c	70	429 726	992	1 163 219
5403421000	Artificialfilament yarn,oth yarn,multipleor cable: ofcelluloseacetat;t	0	41 309	0	257 046
5403429000	Artificialfilament yarn,oth yarn,multipleor cable: ofcelluloseacetat; i	2 080	52 643	155 241	1 086 517
5403491000	Artificialfilament yarn,oth yarn,multipleor cable: of other ; textured	1 581	1 582	15 933	16 014
5403499000	Artificialfilament yarn,oth yarn,multipleor cable: of other ; oth text	5 513	185 292	21 777	1 197 823
5404110000	Synth monfilament of elastomeric >=67decitex,dimension<=1mm,	2 159	214 086	17 169	816 536
5404120000	Synth monfilament oth ofpolypropylne>=67decitex,dimension<=1n	6	248 901	43	857 019
5404190000	Synth monfilament other >=67decitexdimension<=1mm, width<=5	66 412	1 187 171	619 314	8 101 907
5404900000	Synthetics other than filaments exceeds<1 mm, width <= 5 mm	113 721	894 744	357 144	1 302 245
5405000000	Artificial monofilament >=67 decitexno cross-sect,dim>=1mm,strip	0	93	0	3 314
5406000000	Man-made filament yarn(oth than sewingthread) put up for retail :	6	7 214	125	11 193
5407102010	Woven fabrics of synt filament yarn fromhigh of nylon/oth :tyre fa	3 569	42 147	191 459	347 447
5407102090	Woven fabrics of synt filament yarn fromhigh of nylon/oth :tyre fa	54 755	601 600	1 086 440	11 658 777
5407109010	Woven fabrics of synt filament yarn fromhigh of nylon/oth : other	28 908	239 856	217 857	1 949 416
5407109090	Woven fabrics of synt filament yarn fromhigh of nylon/oth : other	106 439	779 317	1 392 195	9 929 475
5407200000	Woven fabrics of synt filament yarnwoven fabricsobtained from st	85 598	732 254	278 700	2 357 190
5407300000	Woven fabrics of synt filament yarnfabrics specified in nota 9to se	9 091	46 284	150 659	892 422
5407411000	Woven nylon mesh fabric of untwistedweight >=85% of flmnt of n	28 890	432 254	328 798	3 973 451
5407419000	Oth woven nylon mesh fabric of untwistedweight >=85% of flmnt c	45 693	5 786 698	657 248	23 008 872
5407420000	Woven fabrics of synt filament yarn fromnylon cont >85% ; dyed	228 618	2 800 320	3 856 207	47 013 110
5407430000	Woven fabrics of synt filament yarn fromnylon cont>85%;of yarno	0	2	0	26
5407440000	Woven fabrics of synt filament yarn fromnylon cont >85% ; printe	2 748	10 994	88 937	297 398
5407510000	Woven fabrics of synt filament yarn frompolyester cont >85% ; unl	1 583 370	8 408 750	8 261 135	51 324 652
5407520000	Woven fabrics of synt filament yarn frompolyester cont >85% ; dy	1 073 270	9 782 413	11 185 813	105 093 634
5407530000	Woven fabrics of synt filament yarn frompolyester cont >85% ; ofy	16 047	199 008	79 592	824 817
5407540000	Woven fabrics of synt filament yarn frompolyester cont >85% ; pri	64 937	912 003	1 174 465	13 905 493
5407610010	Oth woven fabrics,cont>=85% of by weightofnontextured polyst fil	447 856	6 467 861	3 039 486	51 819 299
5407610090	Oth woven fabrics,cont>=85% of by weightofnontextured polyst fil	622 897	9 013 655	4 166 661	59 533 764
5407690010	Oth woven fabrics,cont>=85% of by weightof polyst filamnt: unble	319 498	3 013 886	2 901 887	30 038 505
5407690090	Oth woven fabrics,cont>=85% of by weightof polyst filamnt: other	422 536	3 841 609	4 015 135	38 763 435
5407710000	Oth woven fabrics,cont>=85% of by weightof synthet filamnt:unbl	339 693	4 089 492	1 795 060	22 527 565
5407720000	Oth woven fabrics,cont>=85% of by weightof synthet filamnt: dyec	106 964	492 424	937 251	5 544 746
5407730000	Oth woven fabrics,cont>=85% of by weightof synthet filamnt: of y	4 585	12 381	30 242	102 848
5407740000	Oth woven fabrics,cont>=85% of by weightof synthet filamnt: prin	13 327	151 453	193 548	1 714 582
5407810000	Oth woven fabrics,cont<85% of by weightof synthet filamnt-mixed	8 005	22 021	70 332	229 679
5407820000	Oth woven fabrics,cont<85% of by weightof synthet filamnt-mixed	31 472	441 795	457 187	6 888 751
5407830000	Oth woven fabrics,cont<85% of by weightof synthet filamnt-mixed	3 840	42 545	25 869	219 103
5407840000	Oth woven fabrics,cont<85% of by weightof synthet filamnt-mixed	264	101 601	6 045	1 340 293
5407910000	Woven fabrics of synt filament yarn ofother woven fabric; unbleac	177 945	850 168	218 629	1 636 068
5407920000	Woven fabrics of synt filament yarn ofother woven fabric; dyed	88 504	674 370	872 413	6 716 259
5407930000	Woven fabrics of synt filament yarn ofother woven fabric; of yarn c	1 148	17 575	9 419	126 367
5407940000	Woven fabrics of synt filament yarn ofother woven fabric; printed	4 939	43 987	33 167	444 929
5408100010	Woven fabrics ofartificial filament yarnfromhigh tenacty yarnof vis	3	134 378	11	1 590 951
5408100090	Woven fabrics ofartificial filament yarnfrom high tenacity yarn of v	47 951	1 063 501	354 355	9 297 501
5408210000	Woven fabrics ofartificial filament yarncont >85% weight : umblea	20 206	218 726	277 519	2 890 413
5408220000	Woven fabrics ofartificial filament yarncont >85% weight or strip/t	21 424	284 045	240 704	3 026 504
5408230000	Woven fabrics ofartificial filament yarncont >85% weight:of yarn o	24	2 006	170	34 348
5408240000	Woven fabrics ofartificial filament yarncont >85% weight or strip/t	7 719	137 003	172 225	1 521 513
5408310000	Woven fabrics ofartificial filament yarnoth woven fabric: unbleach	0	80	0	3 774
5408320000	Woven fabrics ofartificial filament yarnoth woven fabric: dyed	47	15 796	200	268 288
5408330000	Woven fabrics ofartificial filament yarnoth woven fabric:of yarn of	5	813	294	20 415
5408340000	Woven fabrics ofartificial filament yarnoth woven fabric: printed	0	4 111	0	101 295
5501100000	Synthetic filament towof nylon or other polyamides	109 279	533 994	881 228	5 971 361
5501200000	Synthetic filament towof polyesters	82 367	1 051 267	773 363	11 838 906
5501300000	Synthetic filament towof acrylic or modacrylic	2 488 519	22 794 828	6 955 643	61 982 719
5501400000	Synthetic filament towof polypropylene	14 546	158 852	63 692	427 704
5501900000	Synthetic filament towOther	93 213	528 361	254 363	1 626 421
5502000000	Artificial filament tow	3 027 270	26 723 322	18 716 539	160 667 051
5503110000	Synthetic staple fibres of nylon or othrpolyamides of aramids	25 699	944 677	186 153	1 597 055
5503190000	Synthetic staple fibres of nylon or othrpolyamides of oth than aran	403 171	826 956	2 505 390	4 864 112
5503200000	Synthetic staple fibres of polyesters	6 868 435	83 473 852	10 842 202	136 198 947
5503300000	Synthetic staple fibres of acrylic ormodacrylic	1 860 426	14 404 526	4 693 729	40 826 824
5503400000	Synthetic staple fibres of polypropylene	191 757	2 165 142	455 985	5 370 712
5503900010	Synthetic staple fibres of other :of viscose rayon	2 000	681 376	8 600	2 122 378
5503900090	Synthetic staple fibres of other :other than viscose rayon	163 048	1 232 706	553 561	4 915 644
5504100000	Artificial staplefibres notcarded,combedothwise procss for spin:of	5 268 550	48 691 028	10 588 101	102 992 642
5504900000	Artificial staplefibres notcarded,combedothwise procss for spin: oth	208 482	1 970 547	868 969	8 488 858

I.3. IMPOR M ENURUT KOM ODITI / IMPORT BY HS COM M ODITY
***** AGUSTUS/ AUGUST 2013 *****

HS	Uraian Komoditi Commodity Description	Berat Bersih / Net Weight (Kg)		Nilai / Value C.I.F (US\$)	
		Bulan ini Current Month	Kumulatif Cum.Jan. to date	Bulan ini Current Month	Kumulatif Cum.Jan. to date
5505100000	Waste of man-made fibresof synthetic fibres	23 203	151 540	24 546	161 406
5505200000	Waste of man-made fibresof artificial fibres	27	1 249 960	75	337 360
5506100000	Synth staple fibres carded,combad orothwise prcs forspin:of nylon	36 098	307 372	302 656	2 124 131
5506200000	Synth staple fibres carded,combad orothwise procesfor spin:of pol	448 642	1 961 098	3 447 123	15 933 198
5506300000	Synth staple fibres carded,combad orothwise procesforspin:acrylic	96 609	783 301	301 588	2 676 865
5506900000	Synth staple fibres carded,combad orothwise process for spinn :	8 639	134 121	59 670	1 661 241
5507000000	Artificial staple fibres, carded, combedothrwise processed for spin	515	515	6 297	6 297
5508101000	Sewing thread of man-made staple fibreswether for sale or no:of s	56 008	502 399	205 985	1 985 008
5508109000	Sewing thread of man-made staple fibreswether for sale or no: oth	294 437	3 368 412	803 906	8 861 403
5508201000	Sewing thread of man-made staple fibreswether forsale or no:of a	1 204	3 972	8 900	31 358
5508209000	Sewing thread of man-made staple fibreswether forsale or no: oth	4 365	80 526	51 432	524 784
5509110000	Single yarn cont >=85% by weight ofstaple fibres of nylon/ oth poly	7 275	39 583	73 397	833 381
5509120000	Multiple/ cabled yarn cont>=85%byby weight ofstaple fibre ofnylon	4 358	58 353	28 093	343 103
5509210000	Single yarn cont >=85% by weight ofpolyester staple fibres	331 553	6 007 410	607 690	11 361 869
5509220000	Multiple (folded)/ cabled yarn cont.>=85%of polyester staple fibres	86 420	1 639 860	326 670	4 680 568
5509310000	Single yarn cont >=85% by weight ofacrylic/ modacrylic staple fibre	4 141	883 364	15 115	1 393 781
5509320000	Multiple/ cabled yarn cont>=85% by weightof acrylic/ modacrylic st	13 723	105 601	79 526	552 766
5509410000	Single yarn cont >=85% by weight of synthetic staple fibres	9	27 545	490	665 420
5509420000	Multiple (folded)/ cabled yarn cont.>=85%of synthetic staple fibres	3 405	175 527	45 532	1 389 857
5509510000	Oth yarn of polyester staple fibresmixed mainly with artificial stapl	5 487	538 381	52 812	1 148 849
5509529000	Oth yarn of polyster staple fbres,othermixed mainly/ solely wth wc	18	14 436	221	148 728
5509530000	Oth yarn of polyester staple fibresmixed mainly/ solely with cotton	134 562	2 101 017	527 596	7 025 308
5509590000	Oth yarn of polyester staple fibresother	244	127 807	1 081	511 013
5509610000	Oth yarn ofacrylic/ modacrylic staple fbrmixed mainly/ solely wth w	0	99 777	0	862 556
5509620000	Oth yarn ofacrylic/ modacrylic staple fbrmixed mainly/ solely with c	6	69 138	90	277 110
5509690000	Oth yarn ofacrylic/ modacrylic staple fbrother	52 394	232 459	349 884	1 580 916
5509920000	Other yarn mixed mainly/ solelywith cotton	0	523	0	5 158
5509990000	Other yarn mixed other thanwool/ fine animal hair & cotton	673	3 510	8 499	34 004
5510110000	Single yarn cont >=85% by weightof artificial staple fibres	1 037 203	7 428 067	1 986 621	15 492 721
5510120000	Multiple/ cabled yarn cont.>=85%by weight/ artificial staple fibres	9 115	29 959	86 771	247 510
5510200000	Oth yarn, mixed mainly/ solely withcont>=85% of weight of artificl	3 481	5 115	33 691	55 372
5510300000	Other yarn, mixed mainly/ solely cont>=85% of weight with cotton	21 312	926 813	87 320	3 762 090
5510900000	Other yarn of artificial staple fibrescont>=85% of weight	34 280	234 603	214 246	1 988 776
5511101000	Yarn of synthtic staple fibres,cont>=85%weight of such fbrs knitting	7 486	145 842	57 088	1 036 891
5511109000	Yarn of synthtic staple fibres,cont>=85%weight of such fibres : oth	11 328	216 926	31 194	936 230
5511201000	Yarn of synthtic staple fibres,cont <85%weight of such fbrs knitting	336	336	516	516
5511209000	Yarn of synthtic staple fibres,cont <85%weight of such fibres : othe	101	441	2 228	7 658
5511300000	Yarn of artificial staple fibresput up for retail sale	1 237	17 313	32 164	303 625
5512110000	Woven fabrics of synthetic staple fibrecont>85% wight of polyeste	50 794	412 271	353 225	2 485 423
5512190000	Woven fabrics of synthetic staple fibrecont>85% wight of polyeste	194 623	1 757 504	1 905 647	15 461 446
5512210000	Woven fabrics of synthetic staple fibrecont>85%wightof acrylic/ m	72	151 065	365	1 170 954
5512290000	Woven fabrics of synthetic staple fibrecont>85%wightof acrylic/ m	65 098	1 175 767	586 130	9 468 378
5512910000	Woven fabrics of synthetic staple fibrecont>85%weight of oth : un	4 291	9 054	72 381	95 040
5512990000	Woven fabrics of synthetic staple fibrecont>85%weight of oth th p	5 041	47 528	135 270	1 433 261
5513110000	Wovn fbrcs of plyster stple fibre bleacheplain weave <=85%mix w/	116 372	1 954 854	1 174 816	21 930 214
5513120000	3-thread / 4-thread twill, incl twill polstaple fibres <=85% w/ cotton	1 181	86 784	12 445	1 387 221
5513130000	Oth woven fbrcs of polyester stple fbr<=85% mixed wght <170 g/ n	619 825	4 526 246	5 291 168	46 006 472
5513190000	Oth woven fabrics <85% mixed cottonweight <170 g/ m of cotton	14 450	130 977	150 124	1 430 590
5513210000	Dyed woven fabrics of polyester staplefibres, plain weave<85% of	369 882	4 321 198	2 637 723	18 689 841
5513230000	Oth dyed woven fabric ofpolyester staplefibres <85%, cotton<170	1 705	17 874	17 791	140 950
5513290000	Oth woven fabrics <85% such fibres, mixed cotton <170 g/ m dyed	172 730	1 855 404	2 173 424	20 309 973
5513310000	Woven fabrics of yarn of diff color of polyester stpe fbrs,plain wea	72 246	432 509	443 367	2 667 568
5513390000	Oth woven fabrics<85% of such fibresweight <170 g/ m of cotton: c	47 544	232 953	495 103	2 726 397
5513410000	Printed polyester staple fibres, plainweave <85% of fbr, cotton<17	373 753	4 171 882	659 791	6 501 815
5513490000	Other woven fabrics<85% of fibresweight <170 g/ m of cotton	203	5 416	2 056	49 481
5514110000	Woven fbrcs of polyester staple fibresplain weave <=85%,cotton >	58 794	263 948	282 008	1 267 604
5514120000	3-thread/ 4-thread twill, incl twill ofpolyester stpl fbrs<85%, cotton	84	1 336	1 636	22 142
5514190000	Other woven fabrics<85% of fibresmixed weight >170g/ m of cotto	144 687	2 013 066	1 896 447	18 720 282
5514210000	Dyed polyester staple fbrs, plain weavestaple fbrs<85%, cotton >1	310	36 045	3 038	315 316
5514220000	Woven fabric of synt; dyed<85% with ctto3-thread/ 4-thread twill,i	6 944	78 196	70 394	936 519
5514230000	Woven fabric of synt; dyed<85% with cttdyed; oth woven fbr pol	160 600	1 867 088	398 996	4 460 921
5514290000	Other woven fabrics<85% of fibres mixedweight >170g/ m of cotto	64 550	2 555 507	113 493	5 970 567
5514300000	Woven fabrics of synth stple fibre <85%, cotton >170 g/ m, diff col	101 954	190 216	36 901	323 086
5514410000	Printed polyester staple fibres, plainweave <85% of fbr, cotton >17	8 996	283 082	98 929	2 968 187
5514420000	Prnt 3-thread/ 4-thread twill,incl twlpolyester stple fbr<85%, cotto	16 376	166 609	140 250	1 224 685
5514430000	Oth printd woven fabrics of polyesterstpl fbr <85%, cotton >170 g/	13 271	491 109	159 396	4 055 155
5514490000	Oth printed woven fabrics<85% suchfibres, weight >170 g/ m of co	3 601	37 876	81 166	662 808
5515110000	Oth wvn fbrcs of synth stple fbrs ofpolyester stpl fbr mixed viscos	211 011	3 663 489	2 937 956	37 410 288
5515120000	Oth wvn fbrcs of synth stple fbrs ofpolyester stpl fbr mixed w/m-i	2 745	488 353	59 538	1 147 596
5515130000	Oth wvn fbrcs of synth stple fbrs ofpolyester stpl fbr mix w/wool/ε	14 363	145 639	306 008	2 365 616
5515190000	Other woven fabrics of synth stple fbrof other polyester staple fibr	43 204	607 478	805 607	9 481 362

I.3. IM POR MENURUT KOM ODITI / IM PORT BY HS COM M ODITY
***** AGUSTUS/ AUGUST 2013 *****

HS	Uraian Komoditi Commodity Description	Berat Bersih / Net Weight (Kg)		Nilai / Value C.I.F (US\$)	
		Bulan ini Current Month	Net Weight (Kg) Kumulatif Cum.Jan. to date	Bulan ini Current Month	Value C.I.F (US\$) Kumulatif Cum.Jan. to date
5515210000	Oth wvn fbrcs of acrylic/modacrylicmixed/solely with man-made fi	93	9 045	1 788	96 535
5515220000	Oth wvn fbrcs of acrylic/modacrylicmixed/solely w/ wool/fine anm	924	114 704	12 337	1 502 165
5515290000	Oth wvn fbrcs of acrylic/modacrylicmix w/other than man-made fi	732	17 573	4 063	29 410
5515910000	Oth woven fabrics mixed mainly/solelyman-made filaments	54	13 009	1 350	329 452
5515991000	Oth woven fabrics mixed mainly/solelyw/wool/fine anml hair	0	164	0	880
5515999000	Oth woven fabrics mixed mainly/solelywith other than man-made	7 440	62 586	91 509	855 576
5516110000	Unbleached/bleached woven fabrics ofartificial staple fibre;weight	11 172	761 872	149 448	4 971 427
5516120000	Dyed woven fbrcs of artificial staplefibre; weight>=85%	35 473	197 917	1 218 866	4 092 105
5516130000	Woven fabrics of yarns of diff colorweight>=85% of artificial staple	0	847	0	9 800
5516140000	Printed woven fabrics; wght>=85% ofartificial staple fibres	38 721	281 464	645 531	4 891 854
5516210000	Un/bleached woven fabrics of artificialstaple fibre mix m-m-f;weig	0	7 733	0	190 595
5516220000	Dyed woven fabrics of artificial staplefibre mix m-m-f;weight<85%	18 228	141 830	206 549	2 183 592
5516230000	Woven fabrics of yarn of diff colorartficial stple fbr mix m-m-f;wegl	1 520	2 023	32 955	45 811
5516240000	Printed woven fabrics of artifcl staplefibre mixed with m-m-f;weigl	240	22 854	5 299	564 973
5516310000	Un/bleached woven fabrics of artificialstaple fibre mixed w/ wool;v	0	2	0	2
5516320000	Dyed woven fabrics of artificial staplefibre mixed with wool;weigh	135	7 494	3 676	81 163
5516330000	Woven fbrc of yarn of diff color staplefibre mixed with wool;weigh	239	783	3 611	17 578
5516340000	Printed woven fabrics of staple fibremixed with wool;weight<85%	50	50	2 440	2 440
5516410000	Un/bleached woven fabrics of artificialstaple fibre mixed cotton;w	231	6 971	3 434	74 861
5516420000	Dyed woven fabrics of artificial staplefibre mixed with cotton;weig	163	7 051	6 370	111 386
5516430000	Woven fabrics of yarn of diff colorsmixed with cotton;weight<85%	836	5 456	11 364	61 178
5516440000	Printed woven fbrcs of artifcl staplefibre mixed with cotton;weigh	0	50	0	1 115
5516910000	Other un/bleached woven fabrics ofstaple fbr	1 081	11 686	14 296	138 558
5516920000	Other woven fabrics of artificial staplefibre,un/bleached	142	56 634	2 913	618 086
5516930000	Other woven fabrics of artificial staplefibre,dyed	931	8 610	7 647	50 531
5516940000	Other woven fabrics of artificial staplefibre,of yarn diff colours	43 949	905 614	463 429	11 643 964
5601210000	Wadding of cotton,length<=5mm	1 020	97 715	19 348	1 219 735
5601220010	Wadding of cotton m-m-f of wrappedcigarette tow,length<=5mm	34 231	218 924	285 098	1 394 493
5601220090	Wadding of cotton m-m-f of oth wrappedcigarette tow,length<=5r	18 623	111 247	245 485	1 489 630
5601290000	Wrapped of other than cotton man-madefibres	45 761	372 455	823 336	5 918 432
5601301000	Polyamide fibre flock of wadding,length<=5mm	951	31 475	10 333	173 962
5601302000	Polypropylene fibre flock,length<=5mm	0	2 146	0	9 892
5601309000	Textile flock & dust mill neps oth thanpolyamide fibre flock,length	16 109	87 628	62 621	539 140
5602100000	Needleloom felt & stitch-bonded fibrecovered/laminated.	13 873	320 584	210 557	1 959 171
5602210000	Oth felt of wool/fine animal hair,notimpregnated,coated,covered	3 245	35 749	20 349	333 775
5602290000	Oth felt of oth textile materials,notimpregnated,coated,covered	7 711	48 147	82 479	677 665
5602900000	Felt, oth thn needleloom&oth felt notimpregnated, coated, covere	50 760	545 716	601 725	5 664 360
5603110000	Non woven of man-made filament, notimprgnatd,cvred/lminate	758 079	13 235 879	2 864 258	41 545 609
5603120000	Non woven of m-m-f, not imprgnated,covred/lminated; 25g/ m<w	513 555	6 686 744	2 564 067	32 280 841
5603130000	Non woven of m-m-f, not imprgnated,covred/lminated; 70g/ m<w	301 024	4 095 818	1 344 050	14 612 307
5603140000	Non woven of m-m-f, not imprgnated,covred/lminated; weight>	473 572	4 075 506	3 191 230	25 536 610
5603910000	Non woven of oth m-m-f, weight=<25g/ m2	233 146	2 552 480	761 057	8 711 497
5603920000	Non woven of oth m-m-f,25g/ m2<weighing=<70g/ m2	538 776	4 664 685	1 958 063	20 535 545
5603930000	Non woven of oth m-m-f,70g/ m2< weighing=<150g/ m2	135 088	571 937	576 502	4 249 036
5603940000	Non woven of oth m-m-f,weight=<150g/ m2	301 798	3 203 795	2 614 261	18 967 282
5604100000	Rubber thread & cord, textile covered & the like head 5404/ 5405	30 571	345 313	583 778	6 747 392
5604901000	Imitation catgut,of silk yarn	2 098	19 255	34 309	298 400
5604902000	Rubber impregnated textile thread yarn	0	61 961	0	130 922
5604903000	High tenacity yarn of polyester,of nylon/oth polyamides/of viscos	482	39 161	11 192	271 813
5604909000	Oth thn rubber thread&cord, textilecoverd&the like head 5404/ 54	36 928	271 592	378 784	3 678 546
5605000000	Metallised yarn,whether/ not gimped,being textl yarn/strip like he	11 141	111 377	52 059	531 672
5606000000	Gimped yarn,&strip&like of head 5404/ 5405,gimped,chenille yarn	79 442	888 245	228 916	2 308 610
5607210000	Binder/ baler twine of sisal/ oth textilefbrs of genus agave	4	39 707	80	106 112
5607290000	Oth binder/ baler twine of sisal/ othtextile fbrs of genus agave	56 487	697 066	310 407	2 785 277
5607410000	Binder/ baler twine of polyethylene/ polypropylene	79	10 510	1 891	101 625
5607490000	Oth binder/ baler twine of polyethylene/ polypropylene	1 018 147	8 565 655	1 649 353	13 364 506
5607501000	V-belt cord of man-made fibres treatedresorcinol formaldehyde=>	12 146	109 144	156 956	1 901 790
5607509000	Oth v-belt cord of m-m-fibrs treatedresorcinol formaldehyde=>=10	69 850	750 116	360 255	4 329 074
5607901000	Twine,cordage,ropes&cables of artificialfibres	742	48 041	15 892	610 627
5607902000	Twine,cordage,ropes&cables of abaca/ othhard fibres	0	1 228	0	11 935
5607903000	Twine,cordage,ropes&cables of jute/ othtextile bast fibr head 530	27 000	189 858	18 900	143 448
5607909000	Oth twine,cordage,ropes&cables	66 944	568 047	629 951	3 155 046
5608110000	Made up fishing net of man-made textilematerials	432 428	3 364 662	575 319	4 801 566
5608192000	Net bags of man-made textile material	4 332	35 496	24 464	155 553
5608199000	Oth net bags of man-made textilematerials	35 162	399 570	76 102	1 108 143
5608901000	Net bags of oth man-made textilematerials	0	38 785	0	114 196
5608909000	Oth net bags of oth man-made textilematerials	169 099	793 769	623 219	2 784 526
5609000000	Articles of yarn,strip/ the like of head5404/ 5405,twine,cordage,rop	113 281	1 239 646	754 713	6 570 983
5701101000	Prayer rugs of carpet of wool/ fineanimal hair	0	82	0	293
5701109000	Oth prayer rugs of carpet of wool/ fineanimal hair	0	2 960	0	17 345
5701901900	Oth prayer rugs of carpet of cotton	47	92	535	899

I.3. IMPOR M ENURUT KOM ODITI / IM PORT BY HS COM M ODITY
***** AGUSTUS/ AUGUST 2013 *****

HS	Uraian Komoditi Commodity Description	Berat Bersih / Net Weight (Kg)		Nilai / Value C.I.F (US\$)	
		Bulan ini Current Month	Kumulatif Cum.Jan. to date	Bulan ini Current Month	Kumulatif Cum.Jan. to date
5701909100	Prayer rugs of carpet oth than wool/cotton	0	12	0	327
5701909900	Oth prayer rugs of carpet oth than wool/cotton	0	1 055	0	3 145
5702200000	Floor covering of coconut fibres (coir)not tufted/flocked	0	17 012	0	67 941
5702310000	Floor cov of pile construct of wool/fineanimal hair,not made up, no	48	50 520	1 567	462 695
5702320000	Floor cov of pile construct of man-madetext mat, not made up,not	0	14 388	0	50 252
5702391000	Floor cov of pile construct of cottonnot made up, not tufted/flocke	0	5 014	0	10 811
5702399000	Floor cov of pile construct of othtextile materials, not made up,noi	0	85	0	1 077
5702411000	Prayer rugs of floor cov of pileconstruct,made up of wool/fine anml	0	162	0	592
5702419000	Oth prayer rugs of floor cov of pileconstruct,made up of wool/fine z	8 556	9 441	49 701	76 648
5702421000	Prayer rugs of floor cov of pileconstruct,made up of man-made text	97 673	696 770	192 286	1 444 809
5702429000	Oth prayer rugs of floor cov of pileconstruct,made up of man-made	8 101	336 566	38 928	820 237
5702491900	Oth prayer rugs of floor cov of cottonof pile construct,made up	0	43	0	678
5702509000	Oth floor cov of oth textile materialnot of pile construct,not made	4 938	5 003	8 136	8 238
5702919000	Oth floor cov not prayer rug not of pileconstruct made up of wool/f	0	378	0	22 175
5702921000	Prayer rugs not of pile construct made upof man-made textl matrIs	7 899	291 577	23 127	376 300
5702929000	Oth floor cov not prayer rug not of pileconstruct,md up,of man-mac	0	307 096	0	284 813
5702991100	Prayer rugs not of pile construct made upof cotton,of oth textile ma	0	4 124	0	5 369
5702991900	Oth floor cov not prayer rug not of pileconstruct,md up,of cotton,ot	0	130 948	0	99 275
5703109000	Carpet&oth txtl flr cov.,tufted, whthr/not made up,of wool/fine ar	486	28 212	23 734	83 999
5703209000	Carpet&oth txtl flr cov,tufted,not prayrug,not made up,of nyln/otf	142 858	1 784 322	742 651	6 887 726
5703301000	Prayer rugs of cotton, whthr/notmade up,of oth man-md-txtl mtrl:	0	104 010	0	199 057
5703309000	Carpet&oth txtl flr cov,tufted,not prayrug,of ctnn not made up,of c	121 052	2 540 160	321 324	5 677 487
5703901900	Carpet&oth txtl flr cov.,tufted, whthr/not made up,of cotton,oth t	512	83 527	3 474	419 251
5703909100	Floor mats, whthr/not made up,not ctnn&jute fbr,oth txtl mtrl	39 609	317 529	281 871	2 278 783
5703909900	Carpet&oth txtl flr cov.,tufted, whthr/nt md up,not ctnn&jute fbr,c	17 471	252 907	79 909	1 035 029
5704900000	Oth textile tiles, having a surface <=0,3m,felt,no tufted/flocked,ma	367 671	3 278 884	477 983	4 206 397
5705001100	Prayer rugs of cotton, whthr/not made up	0	239	0	5 838
5705001900	Oth carpet&oth txtl flr cov,oth prayrug of cotton,whthr/not made	0	225	0	5 463
5705002100	Non woven floor covering of jute fibres,whthr/not made up	78	78	1 941	1 941
5705002900	Oth carpet&oth txtl flr cov,oth Non wovnfloor covrng of jute fbrs,v	0	1 153	0	4 683
5705009100	Prayer rugs of oth thn cotton&jutefibres,whthr/not made up	7 890	186 321	8 382	190 015
5705009200	Non woven floor covering of oth cotton&jute fibres,whthr/not ma	6 298	61 711	50 077	491 627
5705009900	Oth carpet&oth txtl flr cov,oth pray rugof oth cotton&jute fibres,w	196	809 503	1 642	992 288
5801101000	Woven pile&chenille fabrics of wool/fine anml hair, impregntd,coa	878	2 063	10 306	15 356
5801109000	Woven pile&chenille fabrics of wool/fine anml hair,not impregntd	2 090	54 237	19 845	299 877
5801211000	Uncut weft pile fbrcs of cotton,impregntd,coatd,coverd oth thn of h	0	43	0	459
5801219000	Uncut weft pile fbrcs of cotton,notimpregntd,coverd oth thn of hea	1 923	24 189	22 380	273 796
5801221000	Cut corduroy of cotton,impregntd,coatd,coverd oth than of head 5E	1 815	49 559	26 769	301 177
5801229000	Cut corduroy of cotton,not impregntd,coatd,coverd oth than of hea	9 806	252 171	120 768	2 989 376
5801239000	Oth weft pile fbrcs of cotton,notimpregntd,coverd oth thn of head f	0	4 079	0	6 899
5801269000	Chenille fabrics of cotton,not impregntd,coatd,coverd oth than of h	0	430	0	9 067
5801279000	Warp pile fbrcs of cotton,not impregntd,coatd,coverd oth than of h	87	15 051	2 488	245 848
5801319000	Uncut weft pile fbrcs of man-made fbrs,not impregntd,oth thn of he	1 620	4 357	12 686	36 952
5801321000	Cut corduroy of man-made fibres ,impregntd,oth thn of head 5802/	1 869	106 352	33 241	1 529 915
5801329000	Cut corduroy of man-made fibres ,notimpregntd,oth thn of head 58	0	551	0	11 790
5801339000	Oth weft pile fabrics of man-made fbrs,not impregntd,oth thn of he	0	1 257	0	29 649
5801361000	Chenille fabrics of man-made fribres,impregntd,oth thn of head 58C	0	12 203	0	51 169
5801369000	Chenille fabrics of man-made fribres,not impregntd,oth thn of head	0	54 990	0	207 158
5801371000	Warp pile fbrcs of man-made fribres,impregntd,oth thn of head 58C	0	4 493	0	46 700
5801379000	Warp pile fbrcs of man-made fribres,not impregntd,oth thn of head	5 998	29 710	35 720	270 631
5801901100	Oth carpet & text floor covrng of silk,impregntd,oth thn of head 58	0	4	0	290
5801901900	Oth carpet & text floor covrng of silk,not impregntd,oth thn of hea	0	3	0	37
5801909900	Oth carpet & text floor covrng of othtxtl mtrl, not impregntd,oth o	8 402	79 356	88 191	820 438
5802110000	Unbleached terry towelling& wovenfabrcs of cotton oth thn head c	37 985	268 913	473 408	3 169 396
5802190000	Bleached terry towelling& wovenfabrcs of cotton oth thn head of 5	5	340	49	6 250
5802200000	Terry towelling& woven fabrcs of othtextile material othr than hea	1 315	4 476	17 100	70 037
5802301000	Tufted textile fabrics,impregnated,coated/ covered oth thn of head	25 864	125 510	140 490	469 926
5802302000	Tufted textile fabrics,woven of cotton/of man made fbrs oth thn h	28 279	590 487	202 691	5 085 709
5802309000	Other tufted textile fabrics of otherthan fabrics of head 5806	0	50	0	409
5803001000	Gauze of cotton, oth than narrowfbrcs of heading 5806	943	23 765	11 534	75 602
5803002000	Gauze of man-made fibres, oth thannarrow fbrcs of heading 5806	34	2 644	3 116	64 821
5803009900	Gauze of other, oth than narrowfbrcs of heading 5806	0	832	0	21 479
5804101100	Tulles&oth net fbrcs of silk,impregntdcoatd,coverd oth thn of hea	0	69 033	0	203 289
5804101900	Tulles&oth net fbrcs of silk,notimpregntd,oth thn of head 6002-6C	7 662	53 703	182 934	841 709
5804102900	Tulles&oth net fbrcs of cotton,notimpregntd,oth thn of head 6002	7 200	60 944	122 061	1 040 060
5804109100	Tulles&oth net fbrc oth thn silk/ cotton,impregntd,oth thn of head	231	23 240	2 216	483 069
5804109900	Tulles&oth net fbrc oth thn silk/ cotton,not impregntd,oth of head 6	51 020	401 491	656 692	3 719 792
5804211000	Mechanically made lace of man-made fbrsimpregntd,oth thn of he	6 024	138 106	229 249	3 545 997
5804219000	Mechanically made lace of man-made fbrsnot impregntd,oth of hea	19 324	402 970	976 433	6 972 320
5804291000	Mechanically made lace of oth txtl mtrImpregntd,oth thn of head	334	32 221	4 593	390 554
5804299000	Mechanically made lace of oth txtl mtrlnot impregntd,oth of head 6	38 508	308 540	585 524	6 666 690

I.3. IM POR MENURUT KOM ODITI / IM PORT BY HS COM M ODITY
***** AGUSTUS/ AUGUST 2013 *****

HS	Uraian Komoditi Commodity Description	Berat Bersih / Net Weight (Kg)		Nilai / Value C.I.F (US\$)	
		Bulan ini Current Month	Kumulatif Cum.Jan. to date	Bulan ini Current Month	Kumulatif Cum.Jan. to date
5804300000	Hand-made lace oth than fabric ofhead 6002 to 6004	1 738	30 721	58 161	934 045
5805009000	Hand-woven tapestries of other thancotton, whether/ not made up	1 071	23 988	12 554	312 424
5806101000	Woven pile fabrics of silk other thangoods of head 5807	457	17 088	4 794	235 157
5806102000	Woven pile fabrics of cotton other thangoods of head 5807	7 428	45 608	81 777	964 954
5806109000	Woven pile fabrics of other than silk/cotton other than goods of h	14 098	183 182	287 986	2 992 591
5806201000	Sport tape;weight>=5% of elastomeric yarn/thread	45 351	315 675	622 695	5 476 116
5806209000	Other woven fabrics;weight>=5% ofelstmeric yarn/thread oth thn	99 700	1 328 575	1 378 385	13 461 965
5806311000	Narrow woven fabrics of cotton for typewriter inked ribbon	1 396	17 496	22 006	289 302
5806312000	Backing of cotton for electricalinsulating paper	933	4 879	11 521	104 285
5806319010	Slide fastener ribbons of cotton; width<=12 mm	2 259	42 212	105 632	953 844
5806319020	Webbings of cotton used in coveringpipes,poles and the like	1 108	31 940	11 567	370 099
5806319090	Other woven fabrics of cotton otherthan goods of head 5807	11 998	101 196	256 287	1 747 512
5806321000	Narrow woven fabrics of man-made fibresfor typewriter inked ribt	96 122	1 084 431	491 380	6 274 905
5806324000	Backing of man-made fibres forelectrical insulating paper	12 672	59 488	34 579	340 587
5806329010	Slide fastener ribbons of man-madefibres; width <=12 mm	6 755	90 320	131 742	1 608 025
5806329020	Webbings of man-made fibres used incovering pipes, poles and th	22	872	360	13 741
5806329090	Other woven fabrics of man-made fibresoth than goods of head 58	49 636	1 032 328	568 922	8 708 739
5806391000	Other woven fabrics of silk oth thangoods of head 5807	1 327	13 422	10 373	120 763
5806399100	Backing of oth textile material forelectrical insulating paper	2 791	46 252	26 860	483 413
5806399910	Woven fabrics of other textile materialused in covering piping, pol	283	72 627	6 753	649 157
5806399920	Narrow woven fabrics of other textilematerials for typewriter ribb	0	33	0	1 736
5806399930	Narrow fabrics of other textile materialfor slide fastener, width <=	822	2 672	22 616	56 679
5806399990	Other woven fabrics of other textilematerial	48 330	226 545	436 451	2 729 169
5806400000	Fabrics consisting of warp without weftassembled by an adhesive i	3 025	23 498	27 575	286 577
5807100000	Woven Labels, badges, and similar articles, not embroidered	260 374	2 694 877	5 217 301	51 611 601
5807900010	Non woven Labels, badges, and similar articles, not embroidered	8 597	185 421	143 150	2 352 212
5807900090	Labels, badges, and similar articles ofoth textile materials, not embt	61 982	655 593	1 022 042	10 823 785
5808101000	Braid combined with rubber threads, notembroidery, not knitted/c	601	10 943	6 920	160 512
5808109000	Braid not combined with rubber threads,not embroidery, not knitt	923	60 377	28 088	329 515
5808901000	Ornamental trimmings combined withrubber threads,not embroid	13 257	143 872	100 643	1 205 105
5808909000	Ornamental trimmings not comb. withrubber threads,not embroid	24 352	357 809	93 846	1 170 901
5809000000	Woven fabrics of metal thread & wovenfabricsof metallised yarn c	4	151	10	775
5810100000	Embroidery without visible ground,inpiece, in strip, in motifs	5 061	60 142	51 384	534 184
5810910000	Embroidery of cotton with visible ground,in piece, in strip, in motif	167 389	888 617	1 926 252	10 750 353
5810920000	Embroidery of man-made fibres withvisible ground,in piece,in strip	20 755	151 104	102 481	1 166 648
5810990000	Embroidery of other textile materialswith visible ground,in piece, i	83 074	848 265	1 021 006	11 176 424
5811001000	Quilted textile products in the piece,ofwool/ fine/ coarse anml hair	5 916	66 186	74 268	909 369
5811009000	Quilted textile products in the piece,oth thn of wool/ fine/ coarse a	26 121	383 505	121 480	4 474 623
5901100000	Textile fabrics coated w gum/ amylaceused for covers books and	457	14 306	7 084	167 782
5901901000	Traching cloth	0	10	0	115
5901902000	Prepared painting canvas	10 940	19 004	16 854	56 534
5901909000	Buckram and similar stiffened textilefabrics for hat foundations	17 184	212 907	126 220	1 435 894
5902101100	Chafer fabrics,rubberised of nylon-6 yar	21 894	287 784	188 179	2 489 885
5902101900	Chafer fabrics,rubberised of nylonnot nylon-6 yarn	42 784	328 710	225 234	1 897 004
5902109100	Tyre cord fabrics of nylon or otherpolyamides of nylon-6 yarn	898 285	8 627 032	3 880 775	37 148 711
5902109900	Tyre cord fabrics of nylon or otherpolyamides of not nylon-6 yarn	399 080	3 860 297	3 046 467	21 344 372
5902202000	Chafer fabrics,rubberised of polyester	137 956	1 323 538	644 751	5 519 944
5902209100	Tyre cord fbrics of polyester,containingcotton	83 513	1 292 528	309 992	5 018 232
5902209900	Tyre cord fbrics of polyester, notcontaining cotton	400 577	4 542 260	1 531 780	18 978 715
5902901000	Chafer fabrics,rubberised of viscoserayon	0	181	0	2 910
5902909000	Other cord fabrics of high tenacity yarnof viscose rayon	8 704	53 164	145 226	581 325
5903100000	Textile fbrcs impregnated,coated,coveredwith polyvinyl chloride, r	2 417 857	28 595 925	3 410 341	40 169 323
5903200000	Textile fbrcs impregnated,coated,coveredwith polyurethane, not 5	1 042 211	12 645 642	9 852 069	104 275 323
5903900010	Canvas type fabrics impregnated,coated,covered with nylon,polya	165 010	1 441 016	1 309 702	11 767 915
5903900090	Other textile fabrics impregnated,coated,covered with plastics, no	354 728	3 620 878	2 871 889	35 554 715
5904100000	Linoleum	0	10 241	0	45 534
5904900000	Floor coverings consist of a coating orcovering on a textile backing	2 727	22 959	31 917	243 676
5905001000	Textile wall coverings of wol/ fine/ coarse animal hair	0	379	0	4 225
5905009000	Textile wall coverings oth thn of wol/ fine/ coarseanimal hair	1 650	10 198	19 103	97 273
5906100000	Adhesive tape of a width <= 20cm, otherthan of heading 5902	39 534	373 269	621 381	5 318 756
5906910000	Other rubberised textile fabrics,knitted/ crocheted, not heading 59	62 655	530 752	370 152	3 683 354
5906991000	Rubberised sheeting for hospital use,notknitted/ crocheted, not he	249	20 288	6 573	193 657
5906999000	Other rubberised textile fabrics, notknitted/ crocheted, not headin	25 474	336 653	259 209	2 668 773
5907001000	Fabrics impregnated,coated,covered withoil of oil-based preparati	2 101	17 514	14 761	109 794
5907003000	Textile fbrcs impregnated,coated,coveredwith fire resistant chemi	917	109 287	3 642	416 332
5907004000	Fabrics impregnated,coated,covered withflock velvet/ flock textile	2 959	318 302	32 928	1 180 022
5907005000	Fabrics impregnated,coated,covered withwax, tar, bitumen or simi	176	5 155	549	25 430
5907006000	Fabrics impregnated,coated,covered withother substances	701	4 931	9 090	74 198
5907009000	Painted canvas being thetrical scenery,studio back-cloths or the lik	5 173	25 495	75 825	559 653
5908001000	Wicks; incandescent gas mantles	7 196	29 105	18 356	109 289
5908009000	Tubular knitted gas mantle fabricstherefor	0	2 019	0	12 431

I.3. IMPOR M ENURUT KOM ODITI / IMPORT BY HS COM M ODITY
***** AGUSTUS/ AUGUST 2013 *****

HS	Uraian Komoditi Commodity Description	Berat Bersih / Net Weight (Kg)		Nilai / Value C.I.F (US\$)	
		Bulan ini Current Month	Kumulatif Cum.Jan. to date	Bulan ini Current Month	Kumulatif Cum.Jan. to date
5909001000	Fire hoses	7 831	164 728	40 230	840 372
5909009000	Textile hosepiping & similar textiletubing other than fire hoses	9	278 707	4 703	2 311 498
5910000000	Transmission or conveyors belts orbelting, of textile material	22 631	347 029	557 533	6 522 891
5911100000	Textile fabrics, felt & felt-lined woven for card clothing or technica	392 029	4 296 223	4 538 069	48 555 355
5911200000	Bolting cloth	3 132	24 089	25 374	347 984
5911310000	Textile fabrics & felts used in paper-making machines; weighing < (5 222	216 923	975 757	10 433 424
5911320000	Textile fabrics & felts used in paper-making machines; weighing >=	58 317	581 842	3 530 486	33 766 284
5911400000	Straining cloth of a kind used in oil or the like including that of hun	18 658	88 087	248 526	1 121 848
5911901000	Gaskets and seals	3 633	15 905	59 855	207 101
5911909000	Other Textile products and articles for technical uses	144 284	1 550 574	997 380	11 924 068
6001100010	Long pile fabrics, unbleached, not mercerised, knitted/ crocheted	0	8 824	0	16 080
6001100090	Long pile fabrics, bleached, mercerised, knitted/ crocheted	96 464	578 864	610 310	3 650 797
6001210000	Looped pile fabrics of cotton, knitted/ crocheted	37 102	433 435	398 488	4 664 293
6001220000	Looped pile fabric of man made fibres, knitted/ crocheted	41 614	731 908	396 166	5 238 162
6001290000	Looped pile fabric of oth textile mater knitted/ crocheted	52 356	244 507	379 664	2 016 446
6001910000	Other pile fabrics, of cotton, knitted/ crocheted	573	175 698	9 490	1 309 666
6001922000	Pile fabrics of 100% polyester staple fibres, 63,5mm_width_76,2m	277 298	2 310 719	2 652 733	22 307 480
6001923010	Other pile fabrics, of man made fibres, cont elastomeric/ rubber ya	0	136	0	1 676
6001923090	Other pile fabrics, of man made fibres, cont elastomeric/ rubber ya	72 636	1 058 178	863 687	14 360 112
6001929010	Other pile fabrics, of man made fibres, not cont elstmric/ rubber ya	868	16 372	13 093	324 706
6001929090	Other pile fabrics, of man made fibres, not cont elstmric/ rubber ya	121 273	1 915 076	906 654	12 471 062
6001991100	Oth pile fbrcs of oth txtl mtrial cont elstmric/ rubber yarn, unbleach	0	781	0	2 584
6001991900	Oth pile fbrcs of oth txtl mtrial not coelstmric/ rubber yarn, unbleac	2 014	24 681	22 919	237 567
6001999100	Oth pile fbrcs of oth txtl mtrial cont elstmric/ rubber yarn, bleachd, n	9	3 693	82	55 325
6001999900	Oth pile fbrcs of oth txtl mtrial not coelstmric/ rubber yarn, bleachd	43 695	231 930	737 799	3 752 399
6002400000	Knitted/ crocheted fabrics; elastomeric > 5%, width < 30cm, not rubbe	383 660	2 263 344	3 228 910	20 855 817
6002900000	Knitted/ crocheted fabrics; elastomeric > 5%, width < 30cm, rubber th	1 708 157	16 114 156	15 582 537	148 684 912
6003100000	Knitted/ crocheted fabrics of wool/ fine animal hair, width < 30cm, n	14 746	28 599	47 771	282 319
6003200000	Knitted/ crocheted fabrics of cotton, width < 30cm, not 6001/6002	242 872	2 920 586	1 776 070	23 108 433
6003300000	Knitted/ crocheted fabrics of synthetic fibres, width < 30cm, not 600	29 488	210 451	327 987	2 364 427
6003400000	Knitted/ crocheted fabrics of artificial fibres, width < 30cm, not 6001	31	3 197	700	72 866
6003900000	Knitted/ crocheted fabrics of oth textile materials, width < 30cm, not	14 237	230 111	74 022	1 548 317
6004101000	Knitted/ croch. fabrics; 5% < elastomeric_200%, width > 30cm, not rub	989 188	7 100 174	9 050 740	63 486 411
6004109000	Knitted/ croch. fabrics; elastomeric > 20%, width > 30cm, not rubber th	552 334	10 559 621	5 299 082	56 993 334
6004900000	Knitted/ croch. fabrics; elastomeric > 20%, width > 30cm, rubber threa	148 079	2 554 453	1 591 367	24 566 881
6005210000	Warp knit fabrics of cotton othe than of heading 6001-6004	108 825	501 123	905 903	4 075 552
6005220000	Dyed warp knit fabrics of cotton othethan of heading 6001-6004	57 984	685 109	552 634	6 183 267
6005230000	Warp knit fabrics of cotton yarn of diff color oth than of heading 60	55 720	431 786	482 587	3 702 175
6005240000	Printed warp knit fabrics of cotton oththan of heading 6001-6004	694	1 869	7 784	17 461
6005311000	Wrp knit fbrc, of synthtc, bleach/ no, swimwear, of polyester & polybu	59 735	197 715	427 781	1 629 286
6005319000	Wrp knit fbrc, of synthtc, bleach/ no, oththn swimwr, of polystr & pol	150 578	1 295 647	1 406 592	16 057 582
6005321000	Warp knit fbrc, of synthtc, dyed, swimwer, of polyester & polybutyle	53 265	239 392	560 013	2 694 097
6005329000	Warp knit fbrc, of synthtc, dyed, oth thn swimwr, of polystr & polyb	167 870	1 937 670	1 605 237	16 673 252
6005331000	Wrp knit fbrc, of synthtc, yarn diff clr, swimwer, of polyester & polyt	9 456	53 749	79 620	432 241
6005339000	Wrp knit fbrc, of synthtc, yarn diff clr, oth thn swimwr, of polystr & t	11 016	82 177	169 578	1 388 779
6005341000	Warp knit fbrc, of synthtc, printed, swimwer, of polyester & polybut	0	4 244	0	54 621
6005349000	Warp knit fbrc, of synthtc, printed, oththn swimwr, of polystr & poly	82 890	502 080	896 095	7 301 740
6005410000	Warp knit fabrics of artifical fibres of than of heading 6001-6004	0	58	0	1 654
6005420000	Dyed warp knit fabrics of artifical fibroth than of heading 6001-600	14 017	271 086	209 118	3 511 357
6005430000	Warp knit fbrc of artfcl fbrcs yarn of diff clr, oth than of heading 600	2 437	25 017	31 862	277 027
6005901000	Oth warp knit fabrics of wool/ fine anml hair oth thn of heading 600	313	3 157	1 736	17 415
6005909000	Oth warp knit fabrics oth thn of wool/ fine anml oth thn heading 60	20 667	431 711	267 971	4 313 639
6006100000	Other knitted/ crocheted fabrics of wool/ fine animal hair	92	140 614	2 625	701 572
6006210000	Other knitted/ crocheted fabrics of cotton, bleached/ no bleached	7 928	101 579	114 534	999 391
6006220000	Other knitted/ crocheted fabrics of cotton, dyed	3 280 509	28 551 702	28 405 378	239 090 082
6006230000	Oth knit/ crochtd fbrcs of cotton of yarn of dif color	3 481	96 401	21 461	818 291
6006240000	Other knitted/ crocheted fabrics of cotton, printed	70 418	640 897	593 152	6 780 562
6006311000	Oth knit/ crochtd fbrcs of nylon fibrmesh, bleached/ no bleached	1 899	32 016	22 844	334 823
6006312000	Oth knit/ crochtd fbrcs of synthtc fibr, elastis, bleached/ no bleached	10 492	125 790	89 894	1 192 983
6006319000	Oth knit/ crochtd fbrcs of synthtc fibr, oth than nylon & elastis, bleach	44 960	1 541 228	550 041	18 524 222
6006321000	Oth knit/ crochtd fbrcs of nylon fibrmesh, dyed	81 043	512 364	689 885	5 137 459
6006322000	Oth knit/ crochtd fbrcs of synthtc fibr, elastis, dyed	0	38 505	0	170 846
6006329000	Oth knit/ crochtd fbrcs of synthtc fibr, than nylon & elastis, dyed	748 284	5 161 992	6 670 597	50 625 638
6006331000	Oth knit/ crochtd fbrcs of synthtc fibr, of yarn of diff colors, elastis	518	14 364	4 771	122 299
6006339000	Oth knit/ crochtd fbrcs of synthtc fibr, of yarn of diff colors, not elas	28 154	72 916	93 121	377 662
6006341000	Oth knit/ crochtd fbrcs of synthtc fibr, printed, elastis	21 848	112 767	141 734	501 116
6006349000	Oth knit/ crochtd fbrcs of synthtc fibr, printed, not elastis	20 269	128 523	371 366	2 355 597
6006411000	Oth knit/ crochtd fbrcs of artifical fibr, elastis, bleached/ no bleache	0	245	0	2 870
6006419000	Oth knit/ crochtd fbrcs of artifical fibr, not elastis, bleached/ no blea	0	1 035	0	2 727
6006421000	Oth knit/ crochtd fbrcs of artifical fibr, elastis, dyed	13 279	150 782	115 547	1 597 520
6006429000	Oth knit/ crochtd fbrcs of artifical fibr, not elastis, dyed	58 513	637 038	432 839	4 653 047

I.3. IM POR MENURUT KOM ODITI / IM PORT BY HS COM M ODITY
***** AGUSTUS/ AUGUST 2013 *****

HS	Uraian Komoditi Commodity Description	Berat Bersih / Net Weight (Kg)		Nilai / Value C.I.F (US\$)	
		Bulan ini Current Month	Kumulatif Cum.Jan. to date	Bulan ini Current Month	Kumulatif Cum.Jan. to date
6006431000	Oth knit/ crochtd fbrcs of artificialfibr of yarn of diff colors,elastis	47	4 064	154	27 594
6006439000	Oth knit/ crochtd fbrcs of artificialfibr of yarn of diff colors,not elas	0	9 812	0	118 329
6006441000	Oth knit/ crochtd fbrcs of artificialfibr, printed,elastis	0	2	0	2
6006449000	Oth knit/ crochtd fbrcs of artificialfibr, printed,not elastis	1	400	1	3 106
6006900000	Other knitted/ crocheted fabrics of other material	524 744	6 156 564	4 192 389	51 938 321
6101200000	Men's/ boy's ovr coats,car coat,capes,knittd/ crochtd of cotton	409	7 687	15 862	175 309
6101300000	Men's/ boy's ovr coats,car coat,capes,knittd/ crochtd of man-made	440	10 121	18 361	360 424
6101900000	Men's/ boy's ovr coats,car coat,capes,knittd/ crochtd of oth textile	86	5 764	1 383	155 937
6102100000	Women's/ girl's ovr coats,car coat,capes,knittd/ crochtd of wool/ fin	55	7 802	4 142	109 095
6102200000	Women's/ girl's ovr coats,car coat,capes,knittd/ crochtd of cotton	1 068	2 929	47 810	134 405
6102300000	Women's/ girl's ovr coats,car coat,capes,knittd/ crochtd of man-ma	1 174	6 002	33 945	144 088
6102900000	Women's/ girl's ovr coats,car coat,capes,knittd/ crochtd of oth texti	97	14 131	2 931	142 127
6103100000	Men's/ boy's suits knitted/ crocheted	18 846	263 648	52 932	653 289
6103220000	Men's/ boy's ensembles of cotton,knitted/ crocheted	2 435	19 092	48 204	90 771
6103230000	Men's/ boy's ensembles of synthtc fibr,knitted/ crocheted	491	981	4 480	8 818
6103290000	Men's/ boy's ensembles of oth textilematerial, knitted/ crocheted	3 015	4 061	61 059	75 060
6103310000	Men's/ boy's jackets& blazers of wool/ fine animal hair, knitted/ croc	6	1 485	1 142	34 236
6103320000	Men's/ boy's jackets& blazers of cotton,knitted/ crocheted	3 616	50 447	31 317	306 548
6103330000	Men's/ boy's jackets& blazers of synthtcfibres, knitted/ crocheted	812	11 550	41 814	451 121
6103390010	Men's/ boy's jackets& blazers of rami,linen or silk, knitted/ crochete	0	42 216	0	614 556
6103390090	Men's/ boy's jackets& blazers of othertextile materials, knitted/ croc	19	5 672	117	43 673
6103410000	Men's/ boy's trousers, breeches& shortsof wool/ fine animal hair, kr	0	100	0	4 031
6103420000	Men's/ boy's trousers, breeches& shortsof cotton, knitted/ crochete	5 693	61 965	67 256	807 651
6103430000	Men's/ boy's trousers, breeches& shortsof synthtc fibres, knitted/ cr	4 556	28 512	168 220	988 386
6103490000	Men's/ boy's trousers, breeches& shortsof oth textile material, knit	10 485	65 193	55 971	375 068
6104130000	Women's/ girl's suits of synthtc fibr,knitted/ crocheted	18 600	183 256	64 710	493 686
6104192000	Women's/ girl's suits of cotton,knitted/ crocheted	32 325	434 090	89 174	1 040 023
6104199000	Women's/ girl's suits of oth textilematerial, knitted/ crocheted	1	7 440	30	160 070
6104220000	Women's/ girl's ensembles of cotton,knitted/ crocheted	535	2 563	9 020	16 941
6104230000	Women's/ girl's ensembles of synthtcfibres,knitted/ crocheted	442	5 558	7 041	21 853
6104290000	Women's/ girl's ensembles, of othertextile materials,knitted/ croch	22	129	249	811
6104310000	Women's/ girl's jackets& blazers of wool/ fine animal hair, knitted/ c	8	8	1 136	1 136
6104320000	Women's/ girl's jackets& blazers of cotton, knitted/ crocheted	7 636	127 009	29 409	459 010
6104330000	Women's/ girl's jackets& blazers of synthetic fibres, knitted/ crochet	18 201	95 459	94 577	403 886
6104390000	Women's/ girl's jackets& blazers of othertextile materials, knitted/ croc	220	15 230	10 831	305 847
6104410000	Women's/ girl's dresses of wool/ fine animal hair, knitted/ crocheted	47	222	14 770	86 234
6104420000	Women's/ girl's dressed of cotton,knitted/ crocheted	26 646	931 093	151 816	3 241 538
6104430000	Women's/ girl's dressed of syntheticfibres, knitted/ crocheted	199 557	1 649 309	667 709	5 291 435
6104440000	Women's/ girl's dressed of artificialfibres, knitted/ crocheted	3 832	25 573	204 334	1 364 371
6104490000	Women's/ girl's dresses of othertextile materials, knitted/ crochete	94	9 392	8 638	116 460
6104520000	Women's/ girl's skirts& divided skirtsof cotton, knitted/ crocheted	2 366	64 050	40 350	381 584
6104530000	Women's/ girl's skirts& divided skirtsof synthetic fibres, knitted/ cro	18 428	203 426	159 309	987 122
6104590000	Women's/ girl's skirts& divided skirtsof oth textile material, knitted/ c	1 303	37 227	39 928	484 603
6104610000	Women's/ girl's trousers, breeches& shorts of fine animal hair,knitt	0	10	0	1 047
6104620000	Women's/ girl's trousers, breeches& shorts of cotton, knitted/ croch	131 269	1 232 763	495 773	4 011 845
6104630000	Women's/ girl's trousers, breeches& shorts of synthtc fibres, knittd/	111 539	1 452 145	412 168	4 305 298
6104690000	Women's/ girl's trousers, breeches& shorts of oth textile mtrial,knit	1 553	33 749	88 671	1 259 953
6105100000	Men's/ boy's shirts of cotton, knitted/ crocheted	86 043	2 245 757	582 806	11 858 841
6105200010	Men's/ boy's shirts of synthetic man-made fibres, knitted/ crochete	1 354	27 209	58 018	1 302 936
6105200090	Men's/ boy's shirts of artificial man-made fibres, knitted/ crochete	649	1 625	30 420	84 321
6105900000	Men's/ boy's shirts of other textilematerials fibres, knitted/ crochet	3 805	54 747	37 316	359 317
6106100000	Women's/ girl's blous,shirt& shirt blousof cotton, knitted/ crochete	118 068	1 974 345	568 914	7 102 733
6106200000	Women's/ girl's blous,shirt& shirt blousof man-made fibres, knitted	351 202	2 494 708	1 059 410	9 015 120
6106900000	Women's/ girl's blous,shirt& shirt blousof oth textile material, knitt	54 607	903 644	216 947	3 672 339
6107110000	Men's/ boy's underpants & briefs of cotton, knitted/ crocheted	45 270	434 877	169 192	2 043 545
6107120000	Men's/ boy's underpants & briefs of man-made fibres, knitted/ croc	4 531	46 648	30 169	330 505
6107190000	Men's/ boy's underpants & briefs of oth textile material, knitted/ cro	281	2 112	7 183	34 602
6107210000	Men's/ boy's nightshirts & pyjamas of cotton, knitted/ crocheted	36 574	215 059	125 845	625 707
6107220000	Men's/ boy's nightshirts & pyjamas of man-made fibres, knitted/ croc	30	73	1 741	4 019
6107290000	Men's/ boy's nightshirts & pyjamas of oth textile material, knitted/ c	0	18	0	284
6107910000	Men's/ boy's bathrobes, dressing gowns of cotton, knitted/ crochet	40	1 868	1 819	17 354
6107990000	Men's/ boy's bathrobes, dressing gowns of oth textile materials, kn	3 099	4 363	11 537	22 107
6108110000	Women's/ girl's slips & petticoats of man-made fibres, knittd/ croch	296	1 555	13 522	78 164
6108193000	Women's/ girl's slips & petticoats of cotton, knitted/ crocheted	3 972	4 031	6 847	9 325
6108199090	Women's/ girl's slips & petticoats of oth textile materials, knitted/ c	43	349	378	6 198
6108210000	Women's/ girl's briefs & panties of cotton, knitted/ crocheted	303 209	1 730 102	515 524	3 394 425
6108220000	Women's/ girl's briefs & panties of man-made fibres, knitted/ croch	8 753	172 657	146 586	887 830
6108290000	Women's/ girl's briefs & panties of oth textile materials, knitted/ croc	5	9 076	227	62 705
6108310000	Women's/ girl's nightdresses & pyjamas of cotton, knitted/ crochete	203 265	1 998 780	501 570	4 929 533
6108320000	Women's/ girl's nightdresses & pyjamas of man-made fibres, knitte	11 191	144 146	33 211	419 404
6108390000	Women's/ girl's nightdresses & pyjamas of oth textile materials, kn	22	696	703	8 128

I.3. IMPOR M ENURUT KOMODITI / IMPORT BY HS COMMODITY
***** AGUSTUS/ AUGUST 2013 *****

HS	Uraian Komoditi Commodity Description	Berat Bersih / Net Weight (Kg)		Nilai / Value C.I.F (US\$)	
		Bulan ini Current Month	Kumulatif Cum.Jan. to date	Bulan ini Current Month	Kumulatif Cum.Jan. to date
6108910000	Women's/girl's negliges,bathrobes,dressgowns of cotton, knitted/	126	695	2 573	10 928
6108920000	Women's/girl's negliges,bathrobes,dressgowns of man-made fibr,	354	4 943	10 547	214 914
6108990000	Women's/girl's negliges,bathrobes,dressgown of oth textile matrl,	0	273	0	40 719
6109101000	T-shirts, singlet&oth vests of cotton,knitted/ crocheted for men/bc	98 279	918 832	910 906	8 921 957
6109102000	T-shirts, singlet&oth vests of cotton,knitted/ crocheted for women	89 517	1 739 774	940 354	10 535 567
6109901000	T-shirts,singlet&oth vests of rami,linen,silk, knittd/ crochtd for mer	123	2 906	6 492	114 016
6109902000	T-shirts,singlet&oth vests of oth txtilematerials, knitted/ croch for r	12 702	132 815	391 911	3 372 302
6109903000	T-shirts,singlet&oth vests of oth txtilematerials, knittd/ croch for w	64 151	829 801	897 048	7 631 867
6110110000	Jerseys,pullovers,cardigans,waistcoat of wool, knitted/ crocheted	947	32 249	65 540	624 586
6110120000	Jerseys,pullovers,cardigans,waistcoat of kashmir goats , knitted/ crc	148	1 126	12 519	63 958
6110190000	Jerseys,pullovers,cardigans,waistcoat of oths wool/fine animal hair	24	28 235	498	187 144
6110200000	Jerseys,pullovers,cardigans,waistcoat of cotton, knitted/ crocheted	59 663	407 561	939 824	6 324 103
6110300000	Jerseys,pullovers,cardigans,waistcoat of man-made fibres, knitted/	25 923	182 230	772 570	4 403 150
6110900000	Jerseys,pullovers,cardigans,waistcoat of other textile materials, kni	1 565	19 214	40 287	644 823
6111200000	Babies garment&clothing accessories ofcotton, knitted/ crocheted	20 291	142 226	501 332	3 113 096
6111300000	Babies garment&clothing accessories ofsynthtc fibres, knitted/ cro	6 190	74 026	65 977	623 942
6111900000	Babies garment&clothing accessories ofoth textile material, knitte	1 510	37 727	15 274	409 979
6112110000	Track suits of cotton knitted/ crocheted	0	164	0	3 971
6112120000	Track suits of synthetic fibres knitted/ crocheted	95	869	2 670	25 937
6112190000	Track suits of other textile materials,knitted/ crocheted	6	19	27	84
6112200000	Ski suits, knitted/ crocheted	0	5	0	156
6112310000	Men's/boy's swimwear of syntheticfibres, knitted/ crocheted	441	9 722	35 282	548 110
6112390000	Men's/boy's swimwear of oth textilematerials, knitted/ crocheted	70	879	3 246	6 110
6112410000	Women's/girl's swimwear of syntheticfibres, knitted/ crocheted	863	24 522	41 265	1 262 316
6112490000	Women's/girl's swimwear of oth textilematerials, knitted/ crochete	100	3 536	5 211	127 206
6113001000	Divers' suits,made up of knitt/ cochet,fabrics of heading 5903, 590t	545	1 892	21 951	30 430
6113003000	Garment for protection from fire made-up of knitt/ cochet,head 59	0	1	0	47
6113004000	Oth protective work garment made-up of knitt/ cochet,head 5903;	4 505	15 769	13 128	110 252
6113009000	Oth garment,made up of knitt/ crochetcfabrics of heading 5903,590	9 907	34 476	8 097	248 981
6114200000	Oth garments of cotton, knitted/ crocheted	1 174	21 367	42 196	444 223
6114302000	Oth garment for protection from fireof man-made fibres,knitted/ c	0	171	0	4 928
6114309000	Oth garments of man-made fibres,knitted/ crocheted	2 181	18 274	100 678	761 215
6114900000	Oth garments of oth textile materials,knitted/ crocheted	7 358	61 313	133 277	831 537
6115101000	Stockings for varises veins of synthticfibres, knitted/ crocheted	0	47	0	978
6115109000	Oth graduated compression hosiery,knitted/ crocheted	7 420	30 799	91 132	433 593
6115210000	Oth panty hose&tights of synthetic fibr,single yarn<67 decitex,knit	1	3 015	210	9 912
6115220000	Oth panty hose&tights of synthetic fibr,single yarn<67/>67 decitex	3 812	13 344	42 235	137 630
6115291000	Oth panty hose&tights of cotton,knitted/ crocheted	6 167	26 965	16 125	75 065
6115299000	Oth panty hose&tights of oth textilematerials, knitted/ crocheted	983	8 283	14 559	85 345
6115301000	Oth women's full-length,knee-lengthhosiery of cotton, single yarn	4	142	330	702
6115309000	Oth women's full-length,knee-lengthhosiery of not cotton,single y;	0	8 221	0	9 025
6115940000	Footwear without applied soles of wool/ fine animal hair, knitted/ c	77	353	5 058	14 735
6115950000	Footwear without applied soles ofcotton, knitted/ crocheted	21 608	81 615	185 041	1 146 288
6115960000	Footwear without applied soles ofsynthetic fibres, knitted/ crochet	34 254	147 684	198 504	1 119 266
6115990000	Footwear without applied soles ofoth textile material, knitted/ cro	6 018	25 908	36 932	193 945
6116101000	Divers' gloves, impregnated coatedplastics/rubbers, knit/ croch	0	472	0	4 325
6116109000	Gloves,mittens,mitts, impregnatedcoated plastics/ rubbers, knit/ cr	8 786	118 940	97 409	1 241 651
6116910000	Gloves,mittens,of wool/fine animal hairnot impregn coated plastic	3	384	428	3 728
6116920000	Gloves,mittens,of cotton not impregncoated plastics/ rubbers, knit	365	28 056	2 712	100 338
6116930010	Divers' gloves of synthetic fibres notimpregn coated plastics/ rubb	90	8 384	486	27 628
6116930090	Gloves,mittens,of synthetic fibres notimpregn coated plastics/ rubt	2 351	62 597	30 181	753 307
6116990000	Gloves,mittens,of oth textile materialsnot impregn coated plastics	483	1 962	11 591	34 846
6117101000	Shawls,scarves,mufflers,mantillas&the like of cotton, knitted/ croc	420	6 933	8 485	98 624
6117109000	Shawls,scarves,mufflers,mantillas&the like of not cotton,knittd/ cr	6 265	79 005	153 656	728 679
6117801100	Ties, bow ties & cravats of wool/ fineanimal hair, knitted/ crochete	0	30	0	964
6117801900	Ties, bow ties & cravats of oth thanwool/ fine animal hair, knitted/	1 664	13 021	25 297	207 131
6117802000	Wrist band,knee band/ anide bandknitted/ crocheted	4 928	21 787	27 702	265 795
6117809000	Other clothing accessories, knitted/ crocheted	9 036	298 466	144 231	3 021 152
6117900000	Other parts of garment, knitted/ crocheted	20 515	284 546	298 532	2 737 828
6201110000	Men's/boy's ovr coats,car coat,capes ofwool/ fine animal hair oth t	111	530	7 086	20 845
6201120000	Men's/boy's ovr coats,car coat,capes ofcotton oth than of heading	498	9 697	26 604	159 737
6201130000	Men's/boy's ovr coats,car coat,capes ofman-made fibr oth than of	5 637	38 312	93 166	369 731
6201190020	Men's/boy's ovr coats,car coat,capes oframi oth than of heading 6	2	424	3	47 557
6201190090	Men's/boy's ovr coats,car coat,capes ofoth textl matrl oth thn of h	7 897	11 797	128 085	314 184
6201920000	Men's/boys' wind-cheaters,wind-jacketsof cotton oth than of heac	1 350	8 896	60 056	380 281
6201930000	Men's/boys' wind-cheaters,wind-jacketsof man-made fibr oth thn	6 738	37 351	261 672	1 029 953
6201990090	Men's/boys' wind-cheaters,wind-jacketsof oth textl matrl oth thn	5 053	36 788	53 994	801 735
6202110000	Women's/girl's ovr coats,car coat,capesof wool/ fne animl hair oth	1 228	5 358	82 348	264 984
6202120000	Women's/girl's ovr coats,car coat,capesof cotton oth than of head	1 092	4 943	62 385	307 207
6202130000	Women's/girl's ovr coats,car coat,capesof man-made fibr oth thn c	2 570	8 697	142 661	555 345
6202190010	Women's/girl's ovr coats,car coat,capesof silk oth than of heading	0	2	0	411

I.3. IM POR MENURUT KOM ODITI / IM PORT BY HS COM M ODITY
***** AGUSTUS/ AUGUST 2013 *****

HS	Uraian Komoditi Commodity Description	Berat Bersih / Net Weight (Kg)		Nilai / Value C.I.F (US\$)	
		Bulan ini Current Month	Kumulatif Cum.Jan. to date	Bulan ini Current Month	Kumulatif Cum.Jan. to date
6202190020	Women's/ girl's ovr coats,car coat,capesof rami oth than of headin	2	2	2	2
6202190090	Women's/ girl's ovr coats,car coat,capesof oth textl matr l oth thn c	57	35 483	165	104 884
6202910000	Women's/ girl's wind-cheaters,wind-jacketof wool/ fine animl hair o	299	499	17 890	37 492
6202920000	Women's/ girl's wind-cheaters,wind-jacketof cotton oth than of he	1 085	12 406	50 549	461 742
6202930000	Women's/ girl's wind-cheaters,wind-jacketof man-made fibr oth th	3 450	29 400	186 628	720 202
6202990010	Women's/ girl's wind-cheaters,wind-jacketof silk oth than of headi	0	6	0	5 688
6202990090	Women's/ girl's wind-cheaters,wind-jacketof oth textl matr l oth th	67	835	3 624	50 890
6203110000	Men's/ boy's suits of wool/ fine animalhair, not knitted/ crocheted	163	653	4 803	50 235
6203120000	Men's/ boy's suits of synthetic fibres,not knitted/ crocheted	1 749	3 501	12 061	52 825
6203191010	Men's/ boy's suits of cotton, printed bytraditional batik process,no	6	617	338	1 342
6203191090	Men's/ boy's suits of cotton, not printedby trdtional batik process,r	0	22 717	0	61 461
6203199011	Men's/ boy's suits of silk, printed bytraditional batik process,not kn	0	2 993	0	2 992
6203199090	Men's/ boy's suits of other textile maternot knitted/ crocheted	0	7 160	0	96 823
6203220090	Men's/ boy's ensembles of cotton,notprinted by trdtional batik pro	0	606	0	4 093
6203230000	Men's/ boy's ensembles of syntheticfibres,not knitted/ crocheted	0	455	0	2 074
6203299000	Men's/ boy's ensembles of other textilematerial, not knitted/ croch	0	7	0	1 902
6203310000	Men's/ boy's jackets& blazers of wool/ fine animal hair, not knitted/	449	5 759	28 012	409 036
6203320010	Men's/ boy's jackets& blazers of cotton,printed by trdtional batik pr	3	7	8	98
6203320090	Men's/ boy's jackets& blazers of cotton,not printed by trdtional bat	5 615	126 781	66 844	1 142 468
6203330000	Men's/ boy's jackets& blazers of synthtcfibres, not knitted/ crochete	6 296	140 203	99 688	1 314 232
6203390000	Men's/ boy's jackets& blazers of othertextile material, not knitt/ cro	729	9 459	31 749	370 298
6203410000	Men's/ boy's trousers, breeches& shortsof wool/ fine animal hair,nc	165	3 141	11 590	233 441
6203421000	Men's/ boy's bib& brace overalls ofcotton, not knitted/ crocheted	35 323	35 734	22 299	26 755
6203429000	Men's/ boy's trousers, breeches& shortsof cotton, not knitted/ croch	155 603	3 578 160	2 082 974	25 354 133
6203430000	Men's/ boy's trousers, breeches& shortsof synthtcfibres,not knitt/ c	16 571	168 917	538 806	4 428 026
6203490010	Men's/ boy's trousers, breeches& shortsof silk, not knitted/ crochete	0	57	0	2 946
6203490090	Men's/ boy's trousers, breeches& shortsof oth textile material,not l	5 191	37 019	35 504	409 049
6204110000	Women's/ girl's suits of wool/ fineanimal hair,not knitted/ crochete	0	6	0	147
6204120010	Women's/ girl's suits of cotton, printedby trdtional batik prcess,not	0	936	0	2 727
6204120090	Female's suits of cotton, not printed bytraditional batik process	235	31 109	770	89 747
6204130000	Female's suits of synthetic fibres	2 905	37 140	6 400	89 854
6204190011	Female's suits of silk, printed bytraditional batik process	0	2	0	43
6204190019	Female's suits of silk, not printed bytraditional batik process	0	20	0	4 204
6204190090	Female's suits of oth textiles, not silk	24	213	64	4 012
6204220090	Female's ensembles of cotton, notprinted by traditional batik proce	0	9	0	320
6204230000	Female's ensembles of synthetic fibres	4	2 286	145	6 253
6204290090	Female's ensembles of other textiles,not silk	15	15	733	733
6204310000	Female's jackets & blazers of wool/ fineanimal hair	184	597	14 484	61 954
6204320010	Female's jackets & blazers of cotton,printed by traditional batik prc	0	23	0	992
6204320090	Female's jackets & blazers of cotton,not printed by traditional bati	3 854	86 680	107 873	1 195 324
6204330000	Female's jackets & blazers of syntheticfibres	9 268	88 521	155 688	1 546 023
6204390019	Female's jackets and blazers of silk,not printed by traditional batik	0	205	0	24 645
6204390090	Oth female's jackets and blazers of othtextiles, not silk	864	7 188	53 482	513 738
6204410000	Female's dresses of wool/ fine animalhair	172	245	17 468	29 302
6204420010	Female's dresses of cotton, printed bytraditional batik process	0	108	0	4 035
6204420090	Female's dresses of cotton, not printedby traditional batik process	42 207	629 088	246 841	3 577 890
6204430000	Female's dresses of synthetic fibres	46 874	693 118	611 765	6 690 846
6204440000	Female's dresses of artificial fibres	3 044	34 337	165 834	2 032 639
6204490019	Female's dresses of silk, not printed bytraditional batik process	221	3 627	18 739	420 742
6204490090	Female's dresses of oth textiles, not silk and not by traditonal batik	21 758	95 005	83 894	657 806
6204510000	Female's skirts & divided skirts of wool/ fine animal hair	21	109	1 332	9 894
6204520010	Female's skirts & divided skirts ofcotton, printed by traditional bat	1	6	8	161
6204520090	Female's skirts & divided skirts ofcotton, not by traditional batik pr	11 541	237 236	160 240	1 664 204
6204530000	Female's skirts & divided skirts ofsynthetic fibres	8 364	82 968	195 269	1 423 921
6204590019	Female's skirts & divided skirts of silk, not by traditional batik proc	0	157	0	23 012
6204590090	Female's skirts & divided skirts of othtextiles,not silk	748	11 617	39 814	308 958
6204610000	Female's trousers/ bib& brace overall/ breeches/ shorts of wool/ fine	90	362	7 739	44 463
6204620000	Female's trousers/ bib& brace overall/ breeches/ shorts of cotton	296 988	2 122 697	2 623 816	20 162 012
6204630010	Female's trousers/ shorts/ etc of synthtcfibers for clothing aviator	0	1	0	126
6204630090	Female's trousers/ shorts/ etc of synthtcfibers not for clothing avia	20 066	108 422	331 692	2 481 688
6204690000	Female's trousers/ shorts/ etc of oth woolor fine animal hair and co	2 334	181 783	106 970	2 042 106
6205200010	Male's shirts of cotton, printed bytraditional batik process	4	6 673	11	147 775
6205200090	Male's shirts of cotton, not printed bytraditional batik process	25 489	501 614	964 367	10 148 701
6205300000	Male's shirts of man-made fibres	5 793	47 252	66 867	664 517
6205901000	Male's shirts of oth textiles of wool orfine animal hair	0	464	0	12 238
6205909019	Male's shirts of silk, not printed bytraditional batik process	384	478	22 726	32 662
6205909090	Male's shirts of oth wool or fine animalhair, not silk	302	16 766	14 133	648 836
6206100090	Female's blouses/ shirts/ shirt blouses of silk/ waste, not by trad bati	983	7 888	87 380	820 798
6206200000	Female's blouses/ shirts/ shirt blouses ofwool/ fine animal hair	60	60	2 118	2 118
6206300010	Female's blouses/ shirts/ shirt blouses ofcotton, by traditional batik	0	3	0	75
6206300090	Female's blouses/ shirts/ shirt blouses ofcotton, not by traditional b	170 982	1 568 378	1 622 335	11 115 403

I.3. IMPOR MENURUT KOMODITI / IMPORT BY HS COMMODITY
***** AGUSTUS/ AUGUST 2013 *****

HS	Uraian Komoditi Commodity Description	Berat Bersih / Net Weight (Kg)		Nilai / Value C.I.F (US\$)	
		Bulan ini Current Month	Kumulatif Cum.Jan. to date	Bulan ini Current Month	Kumulatif Cum.Jan. to date
6206400000	Female's blouses/ shirts/ shirt blouses of man-made fibres	54 883	558 558	1 199 906	10 225 797
6206900000	Female's blouses/ shirts/ shirt blouses of oth textiles	171	24 813	13 677	908 728
6207110000	Male's underpants & briefs of cotton	828	5 007	41 649	187 792
6207190000	Male's underpants & briefs of oth textiles, not cotton	131	14 516	648	107 284
6207210090	Male's nightshirts & pyjamas of cotton, not printed by traditional b	390	17 681	20 187	78 655
6207220000	Male's nightshirts & pyjamas of manmade fibres	89	319	3 283	14 500
6207290010	Male's nightshirts & pyjamas of silk	0	228	0	4 013
6207290090	Male's nightshirts & pyjamas of oth textiles, not silk & cotton	0	3	0	28
6207910000	Male's wear, not underpants/ briefs/ nightshirts/ pajamas of cotton	293	1 947	7 198	32 163
6207991000	Male's wear, not underpants/ briefs/ nightshirts/ pajamas of man-m	13	333	1 019	10 687
6207999000	Male's wear, not underpants/ briefs/ nightshirts/ pajamas of oth tex	1	5 325	22	35 367
6208110000	Female's slips & petticoats of man-made fibres	4	50	314	2 128
6208190000	Female's slips & petticoats of oth textiles	0	1 343	0	8 864
6208210090	Female's nightdresses & pajamas of cotton, not by traditional batik	5 162	42 061	15 690	116 104
6208220000	Female's nightdresses & pajamas of manmade fibres	93	19 183	2 302	58 678
6208290019	Female's nightdresses & pajamas of silk, not printed by traditional l	0	2	0	652
6208290090	Female's nightdresses & pajamas, not cotton & oth textiles	0	43	0	1 377
6208910019	Female's negliges of cotton not printed by traditional batik process	3	437	107	8 252
6208910090	Oth female's negliges of cotton	452	22 355	2 570	114 723
6208920019	Female's negliges of man made fibres, not printed by traditional ba	6	428	206	4 531
6208920090	Oth female's wear of cotton, not negliges	1 241	22 079	19 970	159 228
6208999000	Female's wear of oth textiles, not wool or fine animal air	94	1 182	5 468	16 011
6209203000	Babies' t-shirts, shirts, pajamas, same items of cotton	1 451	16 407	46 190	348 846
6209209010	Babies' suits, pants and same items of cotton, not t-shirts/ shirts/ pa	1 683	17 817	48 864	457 519
6209209090	Oth babies' suits, pants and same items of cotton, not t-shirts/ shir	34 372	269 075	107 975	802 810
6209301000	Babies' suits, pants & same items of synthetic fibres	52	6 662	940	78 337
6209303000	Babies' t-shirts, shirts, pajama, & same items of synthetic fibres	184	2 783	6 268	41 154
6209304000	Babies' clothing accessories of synthetic fibers	291	1 929	27 847	99 664
6209309000	Babies' garments of synthetic fibers, not suits/ pants/ t-shirts/ shirts/	16 736	107 635	437 688	1 279 987
6209900000	Babies garments & clothing acc of oth textiles, not cotton/ synthetic	127	988	4 730	30 354
6210101100	Work protective grmnt of chemicals/ radiation/ fire from fabrics of o	0	12 914	0	43 240
6210101900	Work protective grmnt of oth hazardous substances from fabrics of 56	12	927	97	15 289
6210109000	Garment from fabric 5602/5603, not for work protective	3 681	15 018	23 931	82 056
6210202000	Oth garmnt of subhead 620111-620119, protective work from fire	0	670	0	81 533
6210204000	Oth garmnt of subhead 620111-620119, of oth protective work	72	7 663	149	69 115
6210209000	Oth garmnt of subhead 620111-620119, for protective work from c	115	5 355	2 920	43 773
6210302000	Oth garmnt of subhead 620211-620219, protective work from fire	0	62	0	1 282
6210304000	Oth garmnt of subhead 620211-620219, of oth protective work	0	220	0	24
6210309000	Oth garmnt of subhead 620211-620219, for protective work from c	1 281	9 105	12 755	155 041
6210401000	Oth male garmnt of 5602/03;5903/06/07 for protect work from fir	0	2 832	0	24 453
6210402000	Oth male garmnt of 5602/03;5903/06/07 for protect work from ch	0	68	0	5 173
6210409000	Oth male garmnt of 5602/03;5903/06/07 for protect work from oth	2 093	13 516	95 235	700 000
6210501000	Oth female garmnt of 5602/03;5903/06/07 for protect work from l	75	144	3 392	4 254
6210502000	Oth female garmnt of 5602/03;5903/06/07 for protect work from c	0	8	0	677
6210509000	Oth female garmnt of 5602/03;5903/06/07 for protect work from c	3 739	19 155	104 246	628 940
6211110000	Male's swimwear	958	11 931	28 827	344 051
6211120000	Female's swimwear	1 885	112 681	53 925	1 740 211
6211200000	Garments ski suits for male and female	0	34	0	2 654
6211321000	Oth male's garments of cotton for fencing/ wrestling	0	26	0	2 270
6211329000	Oth male's garments of cotton not for fencing/ wrestling/ pilgrimage	282	22 858	1 732	87 143
6211333000	Oth male's garments of man-made fibres to protect from chemical	0	93	0	9 542
6211339000	Oth male's garments of man-made fibres to protect from oth hazard	654	7 561	23 306	156 719
6211393000	Oth male's garments of synthetic fibres to protect from chemicals/	0	13	0	317
6211399000	Oth male's garments of synthetic fibres to protect from oth hazard	39	7 177	1 717	60 202
6211421000	Oth female's garments of cotton for fencing/ wrestling	0	1 312	0	93 639
6211429000	Oth male's garments of cotton not for fencing/ wrestling/ prayer clo	747	10 231	32 870	368 986
6211431000	Oth female's garmnt of man-made fibres for surgical gowns	3	21	7	35
6211432000	Oth female's garmnt of man-made fibres for prayer cloaks	15	15	692	692
6211439000	Oth female's garmnt of man-made fibres not for subhead 6211431	2 409	62 087	117 762	1 265 551
6211491000	Oth female's garmnt of oth textiles for fencing/ wrestling	0	10	0	721
6211499000	Oth female's garmnt of oth textiles not for fencing/ wrestling/ pr	173	3 056	10 888	118 564
6212101000	Brassieres of cotton, not knitted/ crocheted	24 032	237 039	107 904	1 822 968
6212109000	Brassieres of oth textiles, not knitted/ crocheted	788 110	4 021 037	1 949 606	13 406 408
6212201000	Girdles & panty-girdles of cotton, not knitted/ crocheted	0	1 180	0	19 462
6212209000	Girdles & panty-girdles of oth textile materials, not knitted/ crochete	7 034	43 999	43 404	781 419
6212301000	Corsets of cotton, not knitted/ crocheted	0	1 386	0	4 580
6212309000	Corsets of oth textile materials, not knitted/ crocheted	1 946	19 304	3 106	169 557
6212901100	Suspenders/ garters/ braces of cotton for treatment of scar tissue &	0	34	0	181
6212901900	Suspenders/ garters/ braces of cotton not for treatment scar/ athleti	501	7 586	1 866	234 680
6212909900	Suspenders/ garters/ braces of oth textiles not for treatment scar/ ath	44 179	317 736	397 191	6 081 050
6213201000	Handkerchiefs of cotton, printed by traditional batik process	0	5	0	203

I.3. IM POR MENURUT KOM ODITI / IM PORT BY HS COM M ODITY
***** AGUSTUS/ AUGUST 2013 *****

HS	Uraian Komoditi Commodity Description	Berat Bersih / Net Weight (Kg)		Nilai / Value C.I.F (US\$)	
		Bulan ini Current Month	Kumulatif Cum.Jan. to date	Bulan ini Current Month	Kumulatif Cum.Jan. to date
6213209000	Handkerchiefs of cotton, not printed by traditional batik process	10 805	99 768	8 080	127 571
6213901900	Handkerchiefs of silk/waste, not printed by traditional batik process	0	36	0	2 184
6213909900	Handkerchiefs of oth textiles not silk/waste, not by traditional batik process	7	534	184	2 685
6214101000	Syals/scarves/mufflers/mantillas/veilsof silk/waste, by trad batik p	0	3	0	196
6214109000	Syals/scarves/mufflers/mantillas/veilsof silk/waste, not by trad ba	116	1 565	42 846	375 706
6214200000	Syals/scarves/mufflers/mantillas/veilsof wool/fine animal hair	107	672	18 881	99 123
6214309000	Syals/scarves/mufflers/mantillas/veilsof synth fibres, not by trad b	59 146	807 209	180 191	1 517 412
6214409000	Syals/scarves/mufflers/mantillas/veilsof artificial fibres, not trad ba	977	6 931	56 017	302 098
6214909000	Syals/scarves/mufflers/mantillas/veilsof oth textiles, not by trad b.	205	54 128	9 754	499 347
6215101000	Ties/bow ties/cravats of silk/waste,printed by traditional batik pro	0	844	0	3 482
6215109000	Ties/bow ties/cravats of silk/waste,not printed by traditional batik	473	3 274	26 449	578 813
6215209000	Ties/bow ties/cravats of man-made fibres, not printed by tradition	3 075	22 665	23 985	178 526
6215909000	Ties/bow ties/cravats of oth textiles,not printed by traditional bati	113	3 858	3 200	39 137
6216001000	Protective work gloves, mittens & mitts	13 862	181 833	54 171	611 497
6216009100	Oth gloves, mittens & mitts of wool/fine animal hair	0	11	0	1 688
6216009200	Oth gloves, mittens & mitts of cotton	0	4 203	0	11 251
6216009900	Oth gloves, mittens & mitts not wool/fine animal hair/cotton	1 269	20 961	11 408	285 661
6217101000	Accessories of oth made up clothing, oththan hd 6212 for judo belt.	10 729	136 838	204 136	2 252 029
6217109000	Accessories of oth made up clothing, oththan hd 6212, not for judo	38 437	468 378	588 707	8 303 934
6217900000	Parts of garments or clothing accssories oth than of heading 6212	53 314	532 643	1 146 415	11 089 990
6301100000	Electric blankets	3	8	46	5 136
6301200000	Blankets (not electric) & trvelling rugsof wool/fine animal hair	0	21 830	0	48 991
6301300010	Blankets (not electric) & trvelling rugsof cotton	0	17	0	746
6301300090	Blankets (not electric) & trvelling rugsof cotton	27 714	174 369	56 062	609 964
6301400010	Blankets (not electric) & trvelling rugsof synthtc fibres of nonwove	253	14 824	2 372	98 442
6301400090	Blankets (not electric) & trvelling rugsof synthtc fibres of woven fa	46 357	2 274 564	82 111	4 285 163
6301900010	Oth blankets & travelling rugs, nonwoven fabrics of nonwoven fab	0	206	0	1 373
6301900090	Oth blankets & travelling rugs of wovenfabrics	0	185 614	0	298 816
6302100000	Bed linen, knitted/crocheted	0	19 237	0	45 829
6302210000	Oth bed linen of cotton, printed	16 214	247 007	195 218	3 123 517
6302229000	Oth bed linen of man-made fibres ofwoven fabrics, printed	3 595	116 832	51 403	1 094 964
6302310000	Oth bed linen of cotton, not printed	1 365	144 278	19 845	2 040 304
6302321000	Oth bed linen of man-made fabrics ofnonwoven fabrics	0	15 763	0	85 150
6302329000	Oth bed linen of man-made fabrics ofwoven fabrics	1 717	56 941	24 860	203 848
6302390000	Oth bed linen of oth textiles, notprinted	0	496	0	6 693
6302400000	Table linen, knitted or crocheted	318	5 336	2 467	35 408
6302510010	Oth table linen of cotton, printed bytraditional batik process	0	1	0	83
6302510090	Oth table linen of cotton, not printedby traditional batik process	278	5 563	745	46 735
6302530000	Oth table linen,of man-made fibres	0	43 868	0	186 362
6302590000	Oth table linen,of oth textiles	161	97 645	1 301	203 057
6302600000	Toilet&kitchen linen of terry towelling/similar terry fabrics of cottc	131 839	1 328 380	149 832	2 138 106
6302910000	Oth linen not for bed, table, toilet & kitchen of cotton	3 233	27 752	60 818	264 194
6302930000	Oth linen not for bed, table, toilet & kitchen of man-made fibres	13 536	179 103	81 436	1 180 479
6302990000	Oth linen not for bed, table, toilet & kitchen of oth textiles	47	14 713	963	57 971
6303120000	Curtains (inc drapes) & int blinds/bedvalances of synth fibres, knitt	453	24 208	3 642	127 498
6303191000	Curtains (inc drapes) & int blinds/bedvalances of cotton, knitted/cr	10 351	10 351	13 219	13 219
6303199000	Curtains (inc drapes) & int blinds/bedvalances of oth cotton, knitte	2	6 498	3 290	58 553
6303910000	Curtains (inc drapes) & int blinds/bedvalances of cotton, not knitte	0	788	0	11 579
6303920000	Curtains (inc drapes) & int blinds/bedvalances of synth fibres, not l	1 614	60 919	39 131	590 622
6303990000	Curtains (inc drapes) & int blinds/bedvalances of oth textiles, not k	1 584	34 897	5 212	119 413
6304110000	Bedspreads, knitted/crocheted	0	18	0	2 531
6304191090	Bedspreads of cotton, not printed bytraditional batik process	0	2 764	0	30 982
6304192000	Bedspreads of nonwoven, not knitted/crocheted	0	1 632	0	8 209
6304199000	Bedspreads from woven, not knitted/crocheted and not from cott	0	920	0	4 473
6304911000	Mosquito nets, knitted/crocheted	7 400	236 163	42 200	1 441 597
6304919000	Oth furnishing artcl, not bedspread/ mosquito nets, knitted/croche	0	1 243	0	12 328
6304920000	Oth furnishing artcl of cotton, notbedspread & not knitted/croche	21	3 207	408	22 593
6304930000	Oth furnishing artcl of synthetic fibres, not bedspread & not knitte	2 332	94 686	21 681	539 263
6304990000	Oth furnishing artcl of oth textiles,not bedspread & not knitted/crc	78	13 300	602	79 514
6305101100	New sacks & bags of jute for packinggoods	786 138	7 882 969	810 269	6 938 960
6305101900	New sacks & bags of oth textiles bastfibres of hd 5303 for packing	6 119	65 155	70 156	547 897
6305102900	Used sacks & bags of oth textiles bastfibres of hd 5303 for packing	0	1 067	0	984
6305200000	Sack&bag of cotton for packing goods	447	26 371	7 490	482 294
6305321000	Flxible intrmdiate bulk containrs ofsynthetic textiles, nonwoven	781	7 631	11 952	79 977
6305322000	Flxible intrmdiate bulk containrs ofsynthetic textiles, knitted/croch	0	109	0	1 800
6305329000	Flxible intrmdiate bulk containrs ofsynthxtiles, nonwoven & not kniit	47 809	502 288	208 605	2 152 593
6305331000	Sack&bag of polyethylene/polypropylenestrip/same items, knittec	0	19 374	0	70 380
6305339000	Sack&bag of polyethylene/polypropylenestrip, not knitted/crochet	29 521	291 558	116 579	1 080 690
6305391000	Oth sack&bag of synthetice textils of nonwoven	0	2 426	0	13 733
6305392000	Oth sack&bag of synthetice textils, knitted/crocheted	0	224	0	6 813
6305399000	Oth sack&bag of synthetice textils of woven & not knitted/crochet	2 146	7 848	10 868	60 032

I.3. IMPOR MENURUT KOMODITI / IMPORT BY HS COMMODITY
***** AGUSTUS/ AUGUST 2013 *****

HS	Uraian Komoditi Commodity Description	Berat Bersih / Net Weight (Kg)		Nilai / Value C.I.F (US\$)	
		Bulan ini Current Month	Kumulatif Cum.Jan. to date	Bulan ini Current Month	Kumulatif Cum.Jan. to date
6305909000	Sacks & bags of oth textiles not hemp/coconut (coir) of heading 53	11	5 259	90	12 143
6306120000	Tarpaulins, awnings & sunblinds of synthetic fibres	30 228	252 884	99 261	757 221
6306191000	Tarpaulins, awnings & sunblinds of oth textiles of coir fibres of heading 53	0	39 127	0	100 407
6306199000	Tarpaulins, awnings & sunblinds of oth textiles, not coir fibres/ cotton	33 006	92 292	152 109	331 632
6306220000	Tents of synthetic fibres	85 735	374 643	380 226	1 735 954
6306291000	Tents of oth textiles of cotton	0	303	0	5 152
6306299000	Tents of oth textiles, oth than cotton	196	44 899	628	156 380
6306300000	Sails for boats/ sailboards/ landcraft	0	154	0	4 318
6306409000	Pneumatic mattresses, oth than cotton	0	22 935	0	99 920
6306900099	Camping goods of oth textiles of woven	0	13 862	0	43 622
6307101000	Floor/dish/similar cleaning clothes or dusters of nonwoven	0	3 837	0	31 219
6307102000	Floor/dish/similar cleaning clothes or dusters of felt	970	10 536	8 878	96 093
6307109000	Floor/dish/similar cleaning clothes or dusters woven oth than felt	27 831	349 572	281 239	3 128 426
6307200000	Life-jackets & life-belts	8 778	56 907	114 628	562 798
6307903000	Umbrella covers in triangular piece	133	990	513	13 540
6307904000	Surgical masks	1 558	5 402	53 594	175 915
6307906100	Harnesses safety suitable for industrial use	0	6 528	0	30 169
6307906900	Harnesses safety suitable not for industrial use	8	46 211	753	248 476
6307907000	Fans and hand screens	0	20	0	157
6307909000	Oth made up articles, not umbrella covers/ surgical masks/ harnesses	45 292	480 300	624 683	4 794 929
6308000000	Sets, consist of woven fabric & yarn w/ accessories textiles articles of apparel	7 512	50 529	85 038	506 455
6309000000	Worn clothing & oth worn articles.	160	16 595	11 423	97 214
6310101000	Used/new rags, sorted	28	45	59	113
6310109000	Scrap twine/ cordage/ rope/ cables worn out articles of those, sorted	0	215 853	0	140 891
6310901000	Used/new rags, unsorted	0	1 022	0	18 820
6310909000	Scrap twine/ cordage/ rope/ cables worn out articles of those, unsorted	58	444 299	82	2 915 251
6401100000	Waterproof footwear incorporating protective metal toe-cap with outer sole	36 007	273 846	51 205	392 035
6401920000	Oth waterproof footwear, covering the ankle but not covering the knee	6 120	58 580	9 753	217 437
6401990000	Oth waterproof footwear with outer soles plastic by stitching, riveting or other means	58 544	1 082 245	80 616	1 535 198
6402120000	Ski-boots/cross-country ski-footwear/snowboard boot with upper of rubber/plastic	0	210	0	9 707
6402191000	Wrestling footwear with upper of rubber/plastic	0	82	0	1 576
6402199000	Sports footwear not for wrestling/ski/same items with upper of rubber/plastic	77 278	1 204 163	1 252 475	15 111 493
6402200000	Footwear with upper straps/thong assembled to the sole by means of stitching, riveting or other means	2 550	84 557	10 018	373 994
6402911000	Diving boots covering the ankle with upper of rubber/plastics	240	2 825	8 160	79 491
6402919100	Oth diving boots cover the ankle incorporating protective metal toe-cap, rubber/plastic	0	76	0	1 718
6402919900	Oth diving boots cover the ankle not incorporating protective metal toe-cap, rubber/plastic	13 962	125 433	196 641	979 162
6402991000	Oth footwear not covering the ankle incorporating protective metal toe-cap, rubber/plastic	3 960	11 480	33 697	100 405
6402999000	Oth footwear not covering the ankle & not incorporating protective metal toe-cap, rubber/plastic	1 033 257	17 712 102	3 946 336	62 559 308
6403120000	Ski-boots, cross-country ski footwear & snowboard boot, with upper of leather	0	7	0	288
6403191000	Sports footwear fitted with spikes, cleats or the same item, leather	0	991	0	26 499
6403199000	Sports footwear not fitted with spikes/bowling/wrestling/weight lifting	18 437	249 743	409 657	5 284 009
6403200000	Footwear, outer soles of leather, upper of leather straps across, incorporating protective metal toe-cap with upper of leather	15	2 234	84	51 316
6403400000	Oth footwear incorporating protective metal toe-cap with upper of leather	62 244	1 391 032	549 898	14 423 098
6403510000	Oth footwear with outer sole of leather covering the ankle	272	1 718	31 468	69 361
6403590000	Oth footwear with outer sole of leather, not covering the ankle	1 281	8 091	91 042	504 997
6403910000	Oth footwear, not for sports incorporating metal toe-cap protective, covering the ankle	27 658	315 664	286 067	2 213 644
6403990000	Oth footwear, not for sports incorporating metal toe-cap protective, not covering the ankle	142 403	1 749 039	2 517 432	30 472 664
6404111000	Sports footwear with outer sole rubber/plastic, with spike/cleat	0	464	0	18 740
6404112000	Sports footwear for wrestling/weightlifting/ gym with outer sole of rubber/plastic	0	1	0	18
6404119000	Sports footwear not fitted with spikes/wrestling/weight lifting/the same item	45 042	616 765	998 480	10 757 545
6404190000	Oth sports footwear for oth purposes with outer soles of rubber/plastic	180 031	1 461 758	1 893 822	16 947 972
6404200000	Oth footwear with outer soles of leather/composition leather	1 525	9 594	65 317	271 429
6405100000	Oth footwear, with upper of leather/composition leather	241	6 844	71 650	1 126 452
6405200000	Oth footwear, with upper of textiles	27	6 832	5 380	294 977
6405900000	Oth footwear, with upper of oth leather/composition leather/textile	40 782	633 959	145 375	2 442 061
6406101000	Uppers & parts thereof, oth than stiffeners of metal toe-caps	82 777	393 401	297 386	1 285 589
6406109000	Uppers & parts thereof, oth than stiffeners & not fitted with metal toe-caps	122 485	1 352 501	1 687 168	15 110 616
6406200000	Parts of footwear with outer soles & heels, of rubber/plastics	671 352	6 897 580	5 161 633	53 141 510
6406901000	Parts of footwear of wood	5	1 640	89	12 179
6406902100	Oth parts of footwear of metal of iron/steel	80 912	753 177	118 056	1 490 598
6406902910	Oth parts of footwear of metal of copper	6	1 981	6 334	15 537
6406902990	Oth parts of footwear of oth metal, not iron/steel/copper	1 345	110 452	9 284	1 607 127
6406903100	Oth parts of footwear of rubber/plastic in-soles	39 734	699 476	511 421	10 100 223
6406903200	Oth parts of footwear of rubber/plastic complete-soles	3 726	53 053	29 636	727 067
6406903900	Oth parts of footwear of rubber/plastic out-soles	133 646	996 582	1 378 090	11 542 983
6406909100	Oth parts of footwear of oth materials for gaiters/leggings/ same item	2 569	152 390	24 984	704 225
6406909900	Oth parts of footwear of oth materials not for gaiters/leggings/ same item	245 367	2 173 934	3 566 094	25 440 588
6501000000	Hat-forms/bodies, hood of felt, not block shape, not brims, plateau	61	303	465	3 931
6502000000	Hat-shapes, plaited by assembling strip of any material, no block shape	0	664	0	22 394
6504000000	Hats & oth headgear/plaited by assembling strips of any material, trapezoidal	2 636	61 222	29 148	335 660
6505001000	Hats & oth headgear of a kind used for religious purposes, knitted/crocheted	1 607	12 287	21 194	165 836

I.3. IM POR MENURUT KOMODITI / IM PORT BY HS COM M ODITY
***** AGUSTUS/ AUGUST 2013 *****

HS	Uraian Komoditi Commodity Description	Berat Bersih / Net Weight (Kg)		Nilai / Value C.I.F (US\$)	
		Bulan ini Current Month	Kumulatif Cum.Jan. to date	Bulan ini Current Month	Kumulatif Cum.Jan. to date
6505002000	Hats&oth headgear, knitt/crochet, hair-nets, knitted/crocheted	320	45 245	2 738	670 487
6505009000	Oth hats&oth headgear, not for hair-nets/religious purposes, knitt	122 820	268 824	240 064	1 848 294
6506101000	Protective helmets for motorcyclistswhether/not lined/trimmed	4 150	60 449	28 129	567 010
6506102000	Industrial safety & firefighters helmets, excl steel helmets whether	11 100	224 230	108 574	1 419 335
6506103000	Steel helmets safety	0	9	0	210
6506104000	Water polo headgear	0	1	0	4
6506109000	Oth safety headgear, not for motocyclist/industrial/firefighters/stc	12 886	139 729	84 701	1 059 784
6506910000	Oth headgear of rubber/of plastics	219	27 047	5 877	179 033
6506991000	Oth headgear of furskin	0	543	0	6 204
6506999000	Oth headger of oth materials, notfurskin	2 249	75 376	32 448	500 772
6507000000	Head-band,lining,cover,hat foundation,hat frame,peak&chinstrap,	29 412	269 048	101 277	1 033 107
6601100000	Garden/similar umbrellas	43 956	346 136	43 926	619 180
6601910000	Umbrellas & sun umbrellas having atelesopic shaft	273	178 292	1 942	319 937
6601990000	Umbrellas & sun umbrellas not having atelesopic shaft	632 446	4 804 618	830 081	6 455 929
6602000000	Walking-sticks, seat-sticks, whips, riding crops & the like.	952	40 023	5 115	151 592
6603200000	Umbrella frames, including frames mounted on shafts (sticks)	87 576	524 627	141 553	822 517
6603901000	Parts, trimmings & accessories forarticles of heading 6601	27 605	220 187	39 413	347 076
6603902000	Parts, trimmings & accessories forarticles of heading 6602	0	55 902	0	87 832
6701000000	Skin&oth part of bird with feathr/down,feathr,part of feathr,down	4 779	43 051	257 159	2 461 795
6702100000	Artificial flower, foliage, fruit, &parts thereof of plastics	153 045	1 316 964	400 727	3 393 429
6702901000	Artificial flower, foliage, fruit, &parts thereof of paper	0	147	0	680
6702902000	Artificial flower, foliage, fruit, &parts thereof of textiles	3 369	52 955	14 515	226 378
6702909000	Artific flower,foliage,fruit&partsthereof of oth mterials, not paper/	7 255	161 612	37 723	704 943
6703000000	Human hair, dressed, thinned, bleached,othwise worked for wigs/	37 563	496 208	315 998	7 402 857
6704110000	Complete wigs of synthetic textiles	313	7 485	1 710	132 796
6704190000	False beards, eyebrows, eyelashes,switches of synthetic textiles	269	31 305	7 823	403 215
6704200000	Wigs, false beards, eyebrows,eyelashesof human hair	10 113	15 921	80 284	229 439
6704900000	Wigs, false beards, eyebrows,eyelashes,of oth materials	100	70 583	1 339	894 417
6801000000	Setts, curbstones & flagstones, of naturals stone (except slate)	17 600 772	63 456 205	105 528	532 974
6802100000	Tiles, cubes, similar articles, square <7 cm, artif colored, chipping &	0	66 118	0	40 584
6802210000	Oth monmental/building stone of marble,travertine, alabaster, sir	2 085 801	20 519 332	436 678	3 737 257
6802230010	Oth monmental/building stone of granitwith polished slabs	1 104 762	10 911 069	190 822	2 224 681
6802230090	Oth monmental/building stone of granitwith not polished slabs	44 415	1 058 512	4 301	280 849
6802299000	Monumental/building stone of oth stone, simply cut/sawn with a fl	44 532	213 757	21 030	78 793
6802911000	Oth article monumental/building ofmarble	1 032 889	6 954 178	311 978	1 916 972
6802919000	Oth article monumental/building oftravertine & alabaster	999	181 411	5 315	89 577
6802920000	Oth article monumental/building ofcalcareous stone	0	110	0	2 407
6802930000	Oth article monumental/building ofgranite	908 783	10 798 881	374 210	2 432 735
6802990000	Oth article monumental/building ofoth stones,not marble/traverti	157 998	1 563 779	72 598	723 417
6803000000	Worked slate&articles of slate of ofagglomerated slate	150 330	398 562	117 726	232 600
6804100000	Millstones & grindstones for milling,grinding & pulping	958 713	6 171 750	1 627 734	12 975 521
6804210000	Oth millstone/grindstone for grinding of agglomerated synt/natur	103 225	1 355 045	516 774	3 944 322
6804220000	Oth millstone/grindstone of oth agglomerabrasv/ cramc for grindin	470 635	5 530 193	1 401 142	16 480 004
6804230000	Oth millstone/grindstone of naturl stonefor grinding wheel&the lik	167 285	1 412 243	164 675	2 444 063
6804300000	Hand sharpening/polishing stones	267 747	1 555 483	155 518	1 182 784
6805100000	Natural/artificial abrasive powder/grainon a base of woven textile	251 107	2 446 307	1 252 239	10 527 065
6805200000	Natural/artificial abrasive powder/grainon a base of paper/paperb	185 210	1 774 582	568 169	6 054 076
6805300010	Natural/artificial abrasive powder/grainon a base of polishing disc	29 235	224 729	101 723	1 342 452
6805300090	Natural/artificial abrasive powder/grainon a base of oth materials,	65 326	601 432	337 273	2 622 414
6806100000	Slag wool, rock wool & similar mineralwools in bulk/sheets/rolls	1 544 672	9 365 064	4 227 209	20 317 809
6806200000	Exfoliated vermiculite,expanded clays,foamed slag&similar expans	458	264 201	4 840	518 702
6806900000	Mixture&article of heat/sound insulating or sound absorb mineral	236 291	4 646 182	573 102	14 951 615
6807100000	Articles of asphalt/of similar materialin rolls	466 837	5 286 146	376 128	4 086 568
6807901000	Articles of asphalt/of similar materialof tiles, not in rolls	0	5 228	0	11 079
6807909000	Articles of asphalt/of similar materialof oth tiles, not in rolls	816 374	10 574 550	536 349	9 611 799
6808001000	Roofing tiles, panels, boards,blocks &similar articles of coir fibres/	115 152	1 268 310	87 948	974 512
6808009000	Chips,particles,sawdust or oth waste ofwood, agglomer with ceme	75 988	1 184 769	59 569	1 346 687
6809110000	Board,sheet,panels,tiles,reinforced withpaper/board only	2 487 454	32 170 777	477 064	5 912 421
6809191000	Oth articles of plaster/of compositionsbased on plaster of tiles	0	20 288	0	12 636
6809199000	Oth articles of plaster/of compositionsbased on plaster of oth tiles	806 655	8 488 009	178 078	2 493 656
6809909000	Oth articles of plaster/cmpositions based on plaster, not dental mo	31	478	62	7 088
6810110000	Building blocks & bricks	67 314	1 676 364	84 103	722 671
6810191000	Tiles, reinforced or not	90 731	277 023	51 793	225 662
6810199000	Flagstones, reinforced or not	112 584	1 461 120	515 675	3 332 167
6810910010	Concrete building piles for building orcivil engineering	12 821 168	114 699 168	2 150 257	16 970 237
6810910090	Oth prefabricated structural componentsfor building or civil engin	0	85 083	0	193 205
6810990000	Oth prefabricated structural components, reinforced or not	24 395	481 568	20 091	692 927
6811401000	Corrugated sheets containing asbestos	36	69 888	466	39 081
6811402100	Floor or wall tile containing asbestos & plastics	0	13 183	0	9 155
6811402900	Floor or wall tile containing othasbestos, not plastics	21 956	264 818	13 503	131 748
6811403000	Tubes or pipes containing asbestos	2 362	33 568	30 164	130 376

I.3. IMPOR MENURUT KOMODITI / IMPORT BY HS COMMODITY
***** AGUSTUS/ AUGUST 2013 *****

HS	Uraian Komoditi Commodity Description	Berat Bersih / Net Weight (Kg)		Nilai / Value C.I.F (US\$)	
		Bulan ini Current Month	Kumulatif Cum.Jan. to date	Bulan ini Current Month	Kumulatif Cum.Jan. to date
6811404000	Tubes or pipes fittings containingasbestos	0	15 305	0	70 654
6811409000	Oth articles of asbestos cement	2 426	85 104	7 876	66 939
6811810000	Corrugated sheets not containingasbestos	0	21 850	0	7 371
6811821000	Floor or wall tile of cellulose fibre-cement containing plastics only	7 481	876 490	6 260	279 204
6811829000	Floor or wall tile of cellulose fibre-cement, not containing asbestos	788 338	12 056 856	199 394	3 501 002
6811891000	Tubes/pipes of cellulose fibre-cement	12	13 397	298	76 430
6811892000	Tubes/pipes fittings of cellulose fibre-cement	26	8 926	7 507	38 093
6811899000	Other article of cellulose fibre cement, not tubes/pipes/pipes fittir	88 480	133 040	30 146	167 127
6812802000	Clothing of crocidolite fibres	363	1 234	11 075	25 606
6812803000	Paper, millboard and felt of crocidolitefibres	0	19 553	0	39 294
6812804000	Floor or wall tiles of crocidolite	0	1 720	0	4 192
6812805000	Cloth accessories,footwear& headgearfabricated crocidolite fibres	2 271	35 857	15 532	248 413
6812809000	Oth articles of crocidolite fibres	106 229	464 774	558 795	2 901 048
6812911000	Clothing of oth crocidolite fibres	143	679	193	4 244
6812919000	Clothing accessories,footwear& headgearof oth crocidolite fibres	0	1 794	0	10 374
6812920000	Paper, millboard and felt of othcrocidolite fibres	0	17 966	0	23 781
6812930000	Compressed asbestos fibre jointing ofoth crocidolite fibres in shee	2 666	470 165	14 578	635 202
6812991100	Fabric asbes fibres,oth crocidolite, mixwitha basis asbes& Mg carb	1 064	63 945	2 160	64 491
6812991900	Oth fabric asbestos fibres not mix witha basis of asbestos	29 295	212 674	26 127	368 633
6812999000	Oth fabricat asbes fibres of oth croci,not fabricate/floor/wall tiles	37 110	720 102	58 585	1 771 767
6813201000	Brake lining&pad of friction materialand articles,containing asbest	57 544	291 525	226 059	1 006 087
6813209000	Oth thn brake lining&pad of frictionmaterial and article,containing	18 838	209 832	16 900	347 619
6813810000	Brake lining&pad of frictionmaterial& article,not containing asbest	106 702	868 465	1 104 829	11 496 834
6813890000	Oth thn brake lining&pad of frictionmaterial& article,not containin	51 080	491 519	1 008 263	11 414 654
6814100010	Worked mica&article of mica,agglomerated,sheets,strips, simply cu	5 397	53 540	107 122	586 475
6814100090	Worked mica&article of mica,agglomerated,plates	26 948	91 069	38 995	197 117
6814900010	Worked mica & articles of mica,in rolls & pieces, simply cut to sha	52 174	64 305	42 659	134 287
6814900090	Oths worked mica & articles of mica	961	14 370	2 538	244 295
6815101000	Yarn/thread non-electrical articlesgraphite/ carbon	12 008	135 292	364 038	3 227 481
6815102000	Bricks,paving slabs,floor tiles,etc nonelectrical articles graphite/ car	590	457 403	4 454	313 816
6815109100	Carbon fibres, etc non electricalarticles graphite/ carbon	0	23 606	0	344 177
6815109900	Oth non electrical articles graphiteor carbon	21 982	184 391	276 019	1 549 119
6815200000	Articles of peat	169	1 382	10 223	43 526
6815910000	Articles of stone, contents magnesite,dolomite/ chromite	263 903	1 254 502	240 444	876 151
6815990000	Oth articles of stone,oth thn contentmagnesite,dolomite/ chromite	100 526	458 362	164 652	1 154 523
6901000000	Bricks,blocks,tiles & oth ceramic goods of siliceous fossil meals/ of s	42 775	512 222	29 742	129 652
6902100000	Goods of siliceous cont by weight,singly/together mg,ca,cr > 50%	1 807 840	18 985 294	1 868 890	23 157 685
6902200000	Goods of siliceous cont by weight,singlyor together alumina,silika,u	3 295 897	37 809 021	3 980 878	37 827 943
6902900000	Goods of siliceous cont by weight,of oth metals compound	331 501	4 316 896	337 025	3 433 861
6903100000	Oth refractory ceramic goods cont byweight,graphite/ carbon, or a	42 900	160 741	146 980	1 157 322
6903200000	Oth refractory ceramic goods cont byweight,alumina/silica, or a m	67 392	1 125 058	473 659	3 456 958
6903900000	Oth refractory ceramic goods cont byweight, oth metal compound	361 712	16 465 821	1 645 846	25 931 770
6904100000	Ceramics building bricks	0	74 423	0	10 105
6904900000	Flooring blocks, support/filler tiles & the like	0	58 730	0	79 393
6905100000	Roofing tiles of ceramic	612 986	1 677 064	72 728	294 808
6905900000	Chimney-pot,cowl,chimney liner,architect ornament&oth ceramic	93	10 434	4 214	67 422
6906000000	Ceramic pipes, conduits, guttering,pipe fittings	0	5 371	0	118 603
6907109000	Oth thn Paving,hearth/wall tiles,rectangle,circle<7cm,unglazed	30 146	32 520	20 923	46 482
6907901000	Paving,hearth/wall tiles,rectangle,circle>7cm,unglazed	31 261 075	238 723 594	7 722 017	59 885 613
6907902000	Lining tiles of a kind used for grindingmills,rectang,circle>7cm,ungl	365	55 790	635	108 927
6907909000	Oth thn tile,cube& similar article,whether/ not rectang,circle<7cm,u	0	514 386	0	136 040
6908101000	Paving,hearth/wall tiles,rectangle,circle<7cm,glazed	0	269	0	1 587
6908109000	Oth thn Paving,hearth/wall tiles,rectangle,circle<7cm,glazed	0	1 383	0	11 145
6908901100	Paving,hearth/wall tiles of plain tiles,rectangle,circle>7cm,glazed	0	885 630	0	254 028
6908901900	Oth thn paving,hearth/wall tiles of plaitiles,rectangle,circle>7cm,gl	0	811	0	6 686
6908909100	Paving,hearth/wall tile of oththn plain tile,rectang,rcrle>7cm,glaze	1 338 789	27 294 115	399 851	7 853 684
6908909900	Oth thn paving,hearth/wall tile of oththn plain tile,rectang,rcrle>7	0	220 375	0	106 485
6909110000	Ceramic of porcelain or china forlaboratory,chemical or oth tech	3 185	206 898	74 062	486 651
6909120000	Artcle having a hardness=>9 Mohsfor laboratory,chemical or oth ter	686 809	6 365 037	676 763	5 889 966
6909190000	Oth ceramic wares for laboratory,chemical/oth technical uses	8 039	531 189	19 673	728 897
6909900000	Oth thn ceramic wares for laboratory,chemical/oth technical uses	23 900	139 067	84 081	581 070
6910100000	Ceramic sinks, wash basins,wash basin of porcelain/china	232 011	3 718 163	330 987	4 104 130
6910900000	Ceramic sinks, wash basins,wash basin of oth thn porcelain/ china	223 752	1 207 208	282 133	1 809 102
6911100000	Tableware & kitchenwareof porcelain/ china	725 668	4 884 714	267 455	1 839 767
6911900000	Oth household, toilet articlesof porcelain/china	867	5 686	1 452	143 493
6912000000	Tableware & kitchenware, oth householdtoilet art, oth than porce	382	184 402	8 100	261 369
6913101000	Ornamental cigarette box & ashtrayof porcelain or china	0	14 780	0	19 649
6913109000	Oth thn ornamental cigarette box& ashtrayof porcelain or china	55 007	1 060 937	88 584	1 855 240
6913901000	Ornamental cigarette box & ashtrayof oth thn porcelain or china	0	3 403	0	8 865
6913909000	Oth thn ornamental cigarette box& ashtrayof oth thn porcelain or c	12 025	103 870	16 337	221 558
6914100000	Oth ceramic articles ofporcelain/ china	15 439	161 648	15 891	229 235

I.3. IM POR MENURUT KOMODITI / IM PORT BY HS COM M ODITY
***** AGUSTUS/ AUGUST 2013 *****

HS	Uraian Komoditi Commodity Description	Berat Bersih / Net Weight (Kg)		Nilai / Value C.I.F (US\$)	
		Bulan ini Current Month	Kumulatif Cum.Jan. to date	Bulan ini Current Month	Kumulatif Cum.Jan. to date
6914900000	Oth ceramic articles of oth thanporcelain/ china	33 954	2 903 706	166 849	4 768 293
7001000000	Cullet & oth waste & scrap ofglass; glass in the mass	2 457 922	25 472 090	235 240	2 356 727
7002100000	Glass in balls	0	35 429	0	78 032
7002200000	Glass in rods	1	1 257	1 049	9 939
7002311000	Fused quartz/ oth fused silica forvacuum tubes	512	5 572	54 004	207 512
7002319010	Fused quartz/ oth fused silica for vialor ampoules industry	550 751	4 519 001	1 100 739	8 840 199
7002319090	Glass in ball,tube of fused quartz/ othfuse silca, oth thn boro silict g	15 466	380 411	160 259	2 966 876
7002321000	Glass in tubes,linear coef<=5x10(-6)kelvin in temp.(0-300 C) for va	0	19	0	753
7002322000	Oth glass in tubes,linear coef<=5x10(-6)with 3mm<=diameter<22n	370	102 389	2 056	459 894
7002329000	Oth glass in tubes,linear coef<=5x10(-6)kelvin in temp.(0-300 C)	24 658	472 309	34 516	978 807
7002391000	Oth glass in tubes, used to manufacturvacuum tubes	0	91	0	4 335
7002392000	Oth transparent neutral glass for enamelglass,with 3mm<=diameter	0	289	0	1 111
7002399000	Oth glass having linear coeff. 0-300coth thn vacum&boro silict glas	33	159 368	38 651	772 265
7003121000	Optical colored glass, not opticallyworked	0	353	0	445
7003122000	Non wired sheets,in squares/ rectangularshape incl.1,2,3,4 corners	467	375 045	106 900	1 675 949
7003129000	Oth non-wired sheets colored glass	440	157 273	77 000	326 085
7003199000	Oth non-wired sheets not coloredglass	1 501 246	8 646 136	626 665	4 773 944
7003200000	Cast glass and rolled glass,wired sheets	60	59 545	315	123 908
7003300000	Cast glass and rolled glass, profiles	0	103	0	1 454
7004209000	Optical drawn, blown glass, opticallyworked,flashed,opacified, abs	379	17 839	10 858	660 153
7004909000	Oth optical drawn,blown glass,opticallyworked,flashed,opacified, z	613 519	3 789 414	193 581	1 287 274
7005109000	Oth non-wired glass,absorbentreflecting/ non-reflecting layer	1 138 999	3 749 429	556 290	2 028 191
7005211000	Oth non-wired glass, colored, opacifiedoptical glass, not optically v	0	4 692	0	20 088
7005219000	Oth non-wired glass, colored, opticallyworked, flashed, opacified	343 856	7 135 886	145 859	3 200 693
7005299000	Oth non-wired glass, not colored,optically worked	775 508	16 922 691	222 940	5 021 454
7005300000	Float glas&surface ground/ polish glas,wired glass	19 290	33 990	41 496	62 286
7006001000	Optical glass, not optically worked,for glass of heading 70,03,70,04	5	171	1 417	47 423
7006009000	Optical glass, optically workedfor glass of heading 70,03,70,04,70,0	25 113	403 258	44 490	510 912
7007111000	Toughened (tempered) safety glasssuitable for vehicles of chapter	103 254	911 352	255 867	4 661 839
7007112000	Toughened (tempered) safty glas suitabl for aircraft,spacecraft of c	78	78	11 456	11 456
7007113000	Toughened (tempered) safety glasssuitable for railway/ tramway, c	5 352	5 352	7 274	7 274
7007114000	Toughened (tempered) safety glasssuitable for ship,boat,floating c	0	8 003	0	31 726
7007191000	Toughened (tempered) safety glasssuitable for machine of head 84	99	115 734	1 965	370 685
7007199000	Toughened (tempered) safety glasssuitable for oth machinery	241 880	2 774 326	246 017	2 780 538
7007211000	Laminated safety glass suitable forvehicles of chapter 87	68 846	451 841	181 335	1 713 209
7007212000	Laminated safety glass suitable foraircraft/ spacecraft of chapter 8	0	28	0	9 846
7007214000	Laminated safety glass suitable forships,boats,floating struct, chap	0	787	0	2 199
7007291000	Laminated safety glass suitable formachine of head 84.29/ 84.30	562	2 994	9 545	49 376
7007299000	Laminated safety glass suitable foroth machinery	7 795	140 376	18 159	348 254
7008000000	Multiple-walled insulating unitsof glass.	189 735	2 894 638	266 924	3 834 907
7009100000	Rear-view mirrors for vehicles	294 673	2 378 725	2 412 948	19 719 122
7009910000	Glass mirros, unframed	796 144	12 759 443	780 402	9 595 978
7009920000	Glass mirros, framed	32 827	983 232	112 646	2 614 408
7010100000	Ampoules of glass	16 715	118 879	111 555	868 898
7010200000	Stoppers, lids & oth closures of glass	25 621	67 301	75 395	213 545
7010901000	Carboys & demijohn	223 150	2 226 181	190 467	1 903 407
7010904000	Bottles&vials for antibiotics,serums,oth injectables,intravenous inf	1 906 547	16 196 063	1 803 590	15 072 298
7010909000	Oth bottles for intravenousfluids of glass	6 568 652	78 729 407	3 789 991	39 879 835
7011101000	Stem for electric lighting	0	7 552	0	66 275
7011109000	Glass envelops for electric lightingoth than stem	211 669	3 793 683	318 436	6 064 926
7011200010	Television tubes, cathode-ray tubes	2 378 483	38 151 176	1 999 484	31 721 735
7011200090	Cathode-ray tubes, oth than television	15 657	153 052	93 411	713 261
7011900000	Oth glass envelopes, bulbs,tubes,open,glass parts thereof,without	11 795	199 869	20 209	459 385
7013100000	Glassware of a kind used for table,kitchen, toilet, office of glass-ce	124 080	1 384 981	340 421	2 720 371
7013220000	Stemware drinking glasses,oth thn glassceramics, of lead crystal	6 925	17 084	21 769	127 692
7013280000	Stemware drinking glasses,neither glass-ceramics nor lead crystal	76 743	608 824	127 953	1 139 881
7013330000	Other drinking glasses, of lead crystal	0	5	0	124
7013370000	Other drinking glasses, neitherglass-ceramics nor lead crystal	214 198	2 304 802	323 050	3 391 854
7013410000	Glassware for table (not drinking glass)kitchen purpose,of lead cry	17	6 544	88	4 661
7013420000	Glassware for table (not drinking glass)ktchn,linear coef<=5x10-6/Ki	579	138 694	3 246	129 698
7013490000	Oth glassware for table(not drink glass)kitchen purposes, not cerar	223 020	3 439 479	419 910	5 862 084
7013910000	Other glassware of lead crystal	0	32 051	0	107 350
7013990000	Other glassware of not lead crystal	516 598	9 325 818	581 814	9 505 084
7014001000	Signalling glassware&optical element formotor vehicles,not thse o	7 598	78 802	80 466	837 276
7014009000	Other signalling glassware & opticalements of glass, not optically	333	7 319	15 097	67 148
7015100000	Glasses for corrective spectacles	9 700	115 715	223 788	2 827 267
7015901000	Clock or watch glasses	0	449 844	0	123 334
7015909000	Glasses for non-corrective spectacles;hollow glass spheres & their	9 619	19 796	22 451	64 439
7016100000	Glass cubes&oth glass smallwares,for mosaics or decorative purpo	214 897	1 522 688	228 072	1 795 322
7016900000	Oth articles of moulded glass; leaddlights; multicellular & semlrr for	602 050	8 678 507	303 627	5 809 546
7017101000	Quartz reactor tubes and holders glass,for production of semicond	8	3 797	276	81 705

I.3. IMPOR MENURUT KOMODITI / IMPORT BY HS COMMODITY
***** AGUSTUS/ AUGUST 2013 *****

HS	Uraian Komoditi Commodity Description	Berat Bersih / Net Weight (Kg)		Nilai / Value C.I.F (US\$)	
		Bulan ini Current Month	Kumulatif Cum.Jan. to date	Bulan ini Current Month	Kumulatif Cum.Jan. to date
7017109000	Laboratory or pharmaceutical glass of fused quartz or oth fused sili	1 677	167 594	36 864	2 677 184
7017200000	Laboratory, hygienic/ pharmaceutical with coef < 5x10-6/ kelvin, 0 - ;	13 397	74 620	198 888	851 067
7017900000	Laboratory, hygienic/ pharmaceutical glassware, nor fused quartz/ fu	8 296	113 565	97 437	882 406
7018100010	Glass beads	61 075	1 664 127	355 664	3 063 180
7018100020	Imitation pearls	1 005	2 505	15 465	56 440
7018100090	Imitation precious & glass smallwares	50 503	370 885	67 635	683 207
7018200000	Glass microspheres <= 1mm in diameter	96 525	1 125 947	38 930	632 414
7018900000	Glass eyes, not prsthtc artcls, ornamt of lamp-worked glass, not in	85 063	487 567	147 240	1 334 720
7019110000	Chopped strands, of a length <= 50 mm	81 141	1 350 026	194 278	3 484 123
7019120000	Rovings of glass fibres	536 946	3 522 312	354 182	3 110 105
7019191000	Yarn of glass fibres	10 807	51 984	70 955	169 610
7019199000	Siver of glass fibres	12 715	1 509 599	98 570	2 949 649
7019310000	Mats of glass fibres	560 957	5 342 788	866 516	8 030 394
7019320000	Thin sheets (voiles) of glass fibres	5 966	78 657	37 308	399 355
7019391000	Asphalt/ coal-tar impregnatd glass-fibre outerwrap for pipelines	43 510	148 057	94 364	344 708
7019399000	Mattresses, boards and similar nonwoven products of glass fibres	465 568	4 038 581	1 102 325	7 692 089
7019400000	Woven fabrics of glass fibres rovings	269 790	2 651 054	285 992	2 866 979
7019510000	Oth woven fabric, of a width <= 30 cm	2 718	10 328	14 885	68 641
7019520000	Oth woven fabric, of a width > 30 cm plain weave, wght < 250g/ m2 of 1	72	54 322	3 009	235 877
7019590000	Oth woven fabric, of a width > 30 cm	15 631	320 418	44 724	821 633
7019901000	Glass fibres	9 486	167 045	55 036	616 014
7019909000	Other articles of glass fibres	198 177	2 804 121	373 135	6 055 171
7020001100	Glass moulds for the manufacture of acrylic goods	52 928	263 347	83 067	442 483
7020001900	Glass moulds for other purposes	42 563	541 633	258 223	1 835 670
7020002000	Quartz reactor tubes & holders designed for production of semicor	9	181	2 800	23 117
7020003000	Glass inner for vacuum flasks/ oth vacuum vessels	18 253	1 353 960	25 007	2 564 731
7020004000	Evacuated tubes for solar energy collectors	1 918	12 732	6 762	49 286
7020009100	Blinds of glass	0	9 116	0	18 704
7020009900	Other articles of glass.	50 359	1 368 407	129 380	3 346 612
7101100000	Natural pearls	0	1	0	146
7101210010	Cultured pearls, fresh water, unworked	0	70	0	11 898
7101220010	Cultured pearls, fresh water, worked	0	3 201	0	3 390
7102210000	Diamonds, unworked or simply sawn, cleaved or bruted, industrial	0	2	0	18 102
7102290000	Diamonds, worked, not mounted or set, industrial	0	1	0	84
7102390000	Diamonds, worked, not mounted or set, non-industrial	1	2	2 366	6 494
7103109000	Oth precious stones, unworked or simply sawn or roughly shaped	0	1 390	0	48 396
7103990000	Oth rubies, sapphires & emeralds, worked	1	5	528	1 322
7104102000	Piezo-electric quartz, precious or semiprecious stones, worked	3 088	15 467	75 069	452 198
7104200000	Other synthetic precious stones, unworked or simply sawn or rougl	0	35	0	5 771
7104900000	Other synthetic precious/ semi stones, worked, roughly shapped	152	44 777	4 246	232 831
7105100000	Dust and powder of diamonds	63	698	53 048	190 542
7105900000	Dust & powder of other natural or synthetic precious/ semi preciou	0	546	0	35 253
7106100000	Silver powder	1 619	49 487	24 433	639 808
7106910000	Silver, unwrought	423	9 624	318 803	4 567 543
7106920000	Silver, semi-manufactured	44 274	260 351	552 583	5 816 102
7107000000	Base metals clad with silver, not further	153	1 959	83 712	1 369 235
7108120010	Gold in lumps, ingots or cast bars	34	274	753 556	7 181 687
7108120090	Gold, not in lumps, ingots or cast bars, oth unwrought forms	214	5 718	675 222	9 986 843
7108130000	Gold, non monetary, oth semi-manufactured form	77	576	194 857	2 466 534
7109000000	Base metals/ silver, clad with gold not further worked than semi-ma	0	63	0	637 288
7110110010	Platinum, in lumps, ingots, cast bars, powder or sponge, unwrought	0	3 041	0	5 450
7110110090	Platinum in oth form, unwrought	0	2 014	0	70 787
7110190000	Platinum, wrought	0	30	0	1 088
7110210020	Palladium in lump, ingots, cast bars, powder or sponge, unwrought	451	1 757	1 028	20 881
7110210090	Palladium, unwrouht, in other form	0	47	0	553
7110290000	Palladium, wrought	0	121	0	8 377
7110310010	Rhodium in lumps, ingots, cast bars, powder or sponge, unwrought	0	624	0	649
7110410010	Iridium, osmium & ruthenium in lumps, ingots, cast bars, powder/ sp	277	278	121	135
7110410090	Iridium, osmium and ruthenium, in other forms, unwrought	24	7 268	4 005	87 937
7110490000	Iridium, osmium & ruthenium, wrought	3	21	579	4 344
7111009000	Base metals, clad with platinum semi-manufactured	0	131	0	596
7112999000	Waste & scrap of oth precious metal	0	1 025	0	836
7113111000	Parts of jewellery of silver	47	55 210	28 857	2 727 946
7113119000	Jewellery of silver	214	78 377	149 603	919 881
7113191000	Parts of jewellery of other precious met	1	17 233	144	121 933
7113199000	Jewellery of other precious metal	1 537	45 899	42 649	500 267
7113201000	Parts of jewellery of base metal, clad with precious metal	0	1	0	96
7113209000	Jewellery of base metal, clad with precious metal	19	361	360	3 393
7114110000	Articles of silversmiths wares of silver whether or not plated or clac	26	524	1 717	35 052
7114190000	Articles of goldsmiths wares of oth precious metal,	0	196	0	39 804
7114200000	Articles of gold & silversmiths wares of base metals, clad with precic	0	9	0	658

I.3. IM POR MENURUT KOMODITI / IM PORT BY HS COM M ODITY
***** AGUSTUS/ AUGUST 2013 *****

HS	Uraian Komoditi Commodity Description	Berat Bersih / Net Weight (Kg)		Nilai / Value C.I.F (US\$)	
		Bulan ini Current Month	Kumulatif Cum.Jan. to date	Bulan ini Current Month	Kumulatif Cum.Jan. to date
711510000	Catalysts of platinum, in the form of wire cloth or grill	0	1 586	0	38 281
7115901000	Other articles of golds or silver	24 971	198 826	805 160	9 771 117
7115902000	Other articles of metal clad with gold or silver	0	2 220	0	1 080 263
7115909000	Other articles of precious metal/ of metal clad with precious metal	12	245	22 405	318 205
7116100000	Articles of natural/ cultured pearls	0	10	0	3 245
7116200000	Articles of precious/ semi-precious stones (natural/ synthetic/ recon)	49	855	128 184	684 710
7117111000	Parts cuff-links and studs, of base metal, whether or not plated	3	700	56	13 067
7117119000	Cuff-links and studs of base metal whether/ not plated with precious	3 431	27 464	70 445	398 374
7117191000	Bangles of base metal, whether or not plated with precious metal	246	6 861	3 985	84 147
7117192000	Other imitation jewellery of base metal whether or not plated w/ p	53 756	1 044 853	452 410	3 193 155
7117199000	Parts of other imitation jewellery of base metal, whether/ not plated w	25 209	184 153	449 710	4 543 958
7117901100	Bangles, wholly of plastic or glass	9	3 519	334	81 061
7117901200	Bangles, wholly of wood, tortoise shell, ivory, bone, horn, coral, pearl,	0	381	0	900
7117901300	Bangles, wholly of porcelain or china	0	93	0	650
7117901900	Other bangles	1 353	8 050	7 631	49 920
7117902100	Other imitation jewellery wholly of plastics or glass	728	24 486	7 653	99 848
7117902200	Other imitation jewellery of wood, bone, tortoise shell, ivory, horn, coral, pear	365	8 323	352	7 030
7117902300	Other imitation jewellery of porcelain or china	0	98	0	53
7117902900	Other imitation jewellery	33 882	313 463	147 469	924 847
7117909100	Parts of imitation jewellery wholly of plastics or glass	375	761	1 030	5 348
7117909300	Part of imitation jewellery of porcelain or china	0	95	0	643
7117909900	Other part of imitation jewellery	3 430	59 169	86 706	1 232 398
7118101000	Silver coin, not being legal tender	0	994	0	402
7118109000	Other coin (not gold coin), not being legal tender	0	589 249	0	2 444 923
7118901000	Gold coin, whether or not legal tender	79	175	433	1 028
7118909000	Other coin (other than gold/ silver coin)	0	302	0	2 646
7201100000	Non-alloy pig iron containing by weight 0.5% or less of phosphorus	817 987	14 066 122	478 778	7 747 730
7201500000	Alloy pig iron; spiegeleisen	0	232 598 794	0	67 922 837
7202110000	Ferro-manganese, containing by weight more than 2% of carbon	1 620 024	5 614 425	1 200 485	4 075 188
7202190000	Ferro-manganese, containing by weight <= than 2% of carbon	120 746	6 073 633	307 269	7 958 079
7202210000	Ferro-silicon, containing by weight more than 55% of silicon	971 742	11 734 008	1 496 900	16 343 272
7202290000	Ferro-silicon, containing by weight <= than 55% of silicon	312 080	2 532 327	714 165	5 827 161
7202300000	Ferro-silico-manganese	698 739	13 004 400	849 243	15 378 018
7202410000	Ferro-chromium, containing by weight more than 4% of carbon	113 545	959 443	237 819	1 626 681
7202490000	Ferro-chromium, containing by weight <= than 4% of carbon	22 621	248 647	95 564	757 070
7202600000	Ferro-nickel	0	27 956	0	538 184
7202700000	Ferro-molybdenum	41 916	224 526	431 132	3 338 065
7202800000	Ferro-tungsten & ferro-silico-tungsten	0	1 417	0	42 921
7202910000	Ferro-titanium and ferro-silico-titanium	17 792	83 778	79 715	401 294
7202920000	Ferro-vanadium	0	7 250	0	195 272
7202930000	Ferro-niobium	10 000	16 160	295 483	364 341
7202990000	Other ferro-alloys	188 558	1 596 373	540 423	4 032 502
7203100000	Ferrous products obtained by direct reduction of iron ore	39 683	151 126 106	33 760	61 345 347
7203900000	Other ferrous products	1 506	1 580 279	2 909	644 235
7204100000	Waste and scrap of cast iron	526 720	7 693 014	237 024	3 246 271
7204210000	Waste and scrap of stainless steel	0	8 475	0	16 504
7204290000	Waste and scrap of other alloy steel	108 421	175 359 642	38 523	73 731 169
7204300000	Waste & scrap of tinned iron or steel	1 813 855	19 617 207	572 509	6 144 040
7204410000	Turnings, shavings, chips, milling waste, sawdust, filings, trimmings &	957 282	14 600 571	390 967	6 078 268
7204490000	Other ferrous waste and scrap :	129 912 166	1 464 053 568	49 448 731	604 525 671
7205100000	Granules of pig iron, spiegeleisen, iron or steel	653 990	6 538 371	657 426	6 844 513
7205210000	Powder of alloy steel	57 372	527 909	372 856	2 303 468
7205290000	Powder of pig iron, spiegeleisen, iron or steel (other than alloy steel)	251 953	3 937 218	441 502	6 097 901
7206101000	Iron & non-alloy in ingots containing by weight > 0.6% of carbon, excl	0	128	0	2 850
7206109000	Iron & non-alloy in ingots containing by weight <= 0.6% of carbon, exc	402 912	3 315 545	666 064	5 236 463
7206900000	Iron and non-alloy in primary form other than ingots	100 962	816 613	130 026	1 604 255
7207110000	Semi-finished iron/ non-alloy containing < 0,25% carbon, rectangular, square	21 633 088	556 361 182	11 546 659	317 363 329
7207121000	Slabs of iron/ non alloy, containing < 0,25% of carbon, other than square	100 232 228	1 816 816 338	49 467 863	929 977 734
7207129000	Other semi-finished iron/ non-alloy containing < 0,25% carbon, rectangular, not	66 711	260 648 508	5 544 695	152 925 428
7207190000	Other semi-finished iron/ non-alloy containing < 0,25% of carbon	5 137 406	237 318 912	3 576 513	143 999 769
7207201000	Slabs of iron/ non alloy, containing by weight > 0.6% of carbon	0	353	0	1 116
7207202100	Other semi-finished iron/ non-alloy containing by weight > 0,6% of carbon, ro	64 320	499 698	222 159	1 287 032
7207202900	Other semi-finished iron/ non-alloy containing by weight > 0,6% of carbon	2 959 410	53 651 451	1 613 351	31 153 754
7207209100	Slabs of iron/ non alloy, containing by weight 0,25% <= carbon <= 0.6%	0	1 771	0	6 014
7207209200	Other semi-finished iron/ non-alloy containing by weight 0,25% <= carbon <= 0,	0	41 494	0	140 889
7207209900	Other semi-finished iron/ non-alloy containing by weight 0,25% <= carbon <=	926 135	20 056 821	1 079 752	24 491 188
7208100000	Flat-rolled iron/ nas, relief, hot rolled width > 600 mm	51 286	441 801	86 758	679 949
7208250000	Flat-rolled iron/ nas, pickled, hot rolled width > 600 mm, thick >= 4.75 mm	3 832 986	31 811 161	3 076 761	25 658 882
7208260000	Flat-rolled iron/ nas, hot rolled pickled, width > 600 mm, 3 mm < thick < 4,7	11 046 176	102 155 231	8 768 383	81 681 394
7208271000	Flat-rolled iron/ nas, pickled, hot rolled width > 600 mm, of a thick < 2 mm	5 999 835	64 565 715	4 953 900	53 240 070
7208279000	Flat-rolled iron/ nas, pickled, hot rolled width > 600 mm, of a 2 mm < thi	10 408 169	110 932 776	8 307 835	90 188 561

I.3. IM POR M ENURUT KOM ODITI / IM PORT BY HS COM M ODITY
***** AGUSTUS/ AUGUST 2013 *****

HS	Uraian Komoditi Commodity Description	Berat Bersih / Net Weight (Kg)		Nilai / Value C.I.F (US\$)	
		Bulan ini Current Month	Kumulatif Cum.Jan. to date	Bulan ini Current Month	Kumulatif Cum.Jan. to date
7208360000	Flat-rolled iron/nas,hot rolledwidth>600 mm, thick>10 mm	14 348 799	132 753 398	10 212 777	93 339 966
7208370000	flat-rolled iron/nas,hot rolledwidth >600 mm, of a 4,75<thick< 10	10 224 356	98 915 587	6 540 186	65 171 222
7208380000	flat-rolled iron/nas,hot rolledwidth >600 mm, of a 3<thick< 4,75 n	10 625 746	118 342 848	6 652 397	74 511 878
7208390000	Flat-rolled iron/nas,hot rolledwidth >600 mm, thick< 3 mm	52 441 105	482 796 700	31 536 859	294 369 138
7208400000	Flat-rolled iron/nas,not in coilsrelief,hot rolled	72 211	13 927 991	135 234	10 229 646
7208510000	Flat-rolled iron/nas,width>600 mm,of a thickness>10 mm,hot rolle	29 814 671	245 842 095	19 352 920	177 421 336
7208520000	Flat-rolled iron/nas, width >600 mm,4,75 < thickness < 10 mm,hot	20 676 005	218 262 860	13 732 242	149 640 289
7208530000	Flat-rolled iron/nas, width >600 mm,3 < thickness < 4,75 mm,hot r	10 924	4 006 155	12 588	2 642 436
7208540000	Flat-rolled iron/nas,hot rolledwidth >600 mm, thickness < 3 mm	52 141	2 505 876	30 013	1 767 470
7208900000	Other Flat-rolled iron/nas	4 489 853	52 417 721	3 619 191	47 093 338
7209150000	Flat-rolled in coils,cold-rolledwidth>600mm,thickness>3 mm	728 211	4 694 310	516 308	4 037 129
7209160010	Flat-roll,in coils,pickled/not,cold-roll1<thick<3mm,600<width<125	5 182 857	93 938 346	4 425 884	78 831 949
7209160090	Flat-roll,in coils,pickled/not,cold-roll1<thick<3mm,width>1250 mm	6 376 404	35 739 675	5 710 483	31 855 106
7209170010	Flat-roll,in coils,pickled/not,cold-roll0.5<thick<1mm,600<width<12	10 935 393	198 917 569	8 598 719	157 014 082
7209170090	Flat-roll,in coils,pickled/not,cold-roll0.5<thick<1mm,width>1250 n	12 995 171	93 641 453	11 648 014	83 996 863
7209181000	Tin-mill blackplate (tmbp),cold-rollof a thickness < 0.5 mm	12 935 191	108 355 870	11 061 485	90 067 422
7209189900	Flat-roll,in coils,pickled/not,cold-roll0.5mm<thick<0.17mm,cont w	19 817 816	219 814 857	13 485 376	154 696 612
7209250000	Flat of iron/non-alloy, not incoil cold rolled, of a thickness >= 3 mm	106 845	1 757 631	183 305	2 526 264
7209260010	Flat of iron/non-alloy, not coil,coldrolled,1mm<thickness<3mm,wi	0	15 076	0	31 809
7209260090	Flat of iron/non-alloy, not coil,coldrolled,1 mm<thickness<3mm,w	4 591	1 981 381	5 969	1 341 358
7209270010	Flat of iron/non-alloy,not coil,coldrolled,0.5mm=<thicknes<1mm,y	765	10 089	3 787	44 836
7209270090	Oth flat of iron/non-alloy,not in coil,cold rolled,0.5mm =< thicknes	2 177	37 928	8 100	174 910
7209289000	Flat of iron/nas,not coil,cont bywght<=0.6% of carbon 0.5>thick>0	0	24 205	0	25 362
7209901000	Flat of iron/non-alloy, cold-rolled,corrugated form	42 209	691 789	52 973	1 380 828
7209909000	Flat of iron/non-alloy, cold-rolled,other than corrugated form	0	1 147 885	0	903 184
7210111000	Flat-rolled of iron/nas,carbon>=0.6%,plated or coated with tin,thic	30 038	1 797 532	200 043	6 297 678
7210119000	Flat-rolled of iron/nas,carbon< 0.6%,plated or coated with tin,thic	575 841	3 964 428	5 002 776	13 410 769
7210121000	Flat-rolled of iron/nas,carbon>=0.6%,plated or coated with tin,thic	1 330 958	5 738 840	1 364 853	6 725 864
7210129000	Flat-rolled of iron/nas,carbon<0.6%,plated or coated with tin,thick	3 909 521	59 481 740	4 829 039	66 723 141
7210201000	Flat-rolled of iron/nas,carbon>=0.6%plated or coated with lead, th	0	1 227 877	0	1 813 445
7210209000	Flat-rolled of iron/nas,carbon>=0.6%plated or coated with lead, th	81 811	378 749	153 424	1 057 512
7210301100	Flat-rolled of iron/nas,crbon<0.6%platedwith elctrolitically,thick-	6 683 844	49 906 676	5 852 477	44 758 809
7210301200	Flat-rolled of iron/nas,crbon<0.6%platedwith elctrolitically,1.5mm	286 072	2 400 046	273 426	2 179 777
7210301900	Flat-rolled of iron/nas,crbon<0.6%platedwith elctrolitically,1.5mm	418 697	5 706 977	361 810	4 817 322
7210309100	Flat-roll of iron/nas,crbon>=0.6%platedwith elctrolitically,1.2mm>	40 430	2 114 891	80 476	2 581 784
7210309900	Flat-roll of iron/nas,crbon>=0.6%platedwith elctrolitically,1.2mm<	426 155	9 062 517	459 645	9 263 119
7210411100	Flat-rolled,iron/nas,othws plated zinccorrugated,thick<=1.2mm,wg	0	265	0	508
7210411900	Flat-rolled,iron/nas,othws plated zinccorrugated,1.5mm<thick,wgf	0	43 523	0	95 300
7210419900	Flat-rolled,iron/nas,othws plated zinccorrugated,1.2mm<thick,wgf	0	433	0	1 018
7210491100	Flat-rolld,iron/nas,othws plat zinc-ironnot crrgtd,1.2mm>=thick,wg	7 531 615	67 430 592	7 544 286	68 347 971
7210491200	Flat-rolld,iron/nas,othws plat zinc-ironnot crrgtd,1.2mm>=thick,wg	4 003 242	63 238 843	3 706 537	55 243 993
7210491300	Flat-rolld,iron/nas,othws plat zinc-ironn-crrgtd,1.2mm<thick<=1.5i	1 297 826	9 427 692	1 071 440	8 653 408
7210491900	Flat-rolld,iron/nas,othws plat zinc-ironn-crrgtd,thick>1.5mm,wght-	2 508 212	27 164 374	2 438 300	26 747 018
7210499100	Flat-rolld,iron/nas,othws plat zinc-ironn-crrgtd,1.2mm>=thick,wgh	0	347 789	0	151 227
7210499900	Flat-rolld,iron/nas,othws plat zinc-ironn-crrgtd,1.2mm<thick,wght:	31 978	569 925	28 465	569 658
7210500000	Flat-rolled iron/non-alloy plated withchromium & or chromium oxic	1 553 770	17 961 619	1 772 320	19 962 759
7210611100	Flat-rolld,iron/nas,plated alumnm-zinc,1.2mm>thickness,weight<C	11 792 107	194 170 636	9 933 054	172 050 980
7210611200	Flat-rolld,iron/nas,plated alumnm-zinc,1.2mm<thickness<1.5mm,y	130 610	432 690	105 135	353 343
7210611900	Flat-rolld,iron/nas,plated alumnm-zinc,1.5mm>thickness,weight<C	289 580	1 554 944	228 991	1 273 747
7210619100	Flat-rolld,iron/nas,plated alumnm-zinc,1.2mm>thickness,weight>=	207 330	2 111 335	181 833	1 798 156
7210691100	Flat-rolld,iron/nas,plated alumnm,1.2mm<=thickness,weight<0.6%	81 335	1 463 135	79 284	1 431 456
7210691900	Flat-rolld,iron/nas,plated alumnm,1.5mm>thickness,weight<0.6%	0	685 805	0	760 105
7210699100	Flat-rolld,iron/nas,plated alumnm,1.2mm>thickness,weight>=0.6%	0	2 652	0	5 445
7210699900	Flat-rolld,iron/nas,plated alumnm,1.2mm<=thickness,weight>=0.6	385	59 836	872	79 951
7210701000	Flat-rollof iron/nas,painted, varnished,coated plastics,carbon<0.6%	6 532 337	99 815 106	7 362 440	111 516 414
7210709000	Flat-rollof iron/nas,painted, varnished,coated plastics,carbon<0.6%	487 756	4 984 118	745 809	6 852 346
7210901000	Flat-rollof iron/nas,plated,coated othmetal,carbon<0.6%,thick<=1.	585 020	6 036 489	576 539	6 202 700
7210909000	Flat-rollof iron/nas,plated,coated othmetal,carbon<0.6%,thick>1.5	0	615 974	0	1 614 365
7211131000	Roll-on 4 face/in clod box,HR,notclad,hoop&strip,150 mm<width-	246	762 738	1 842	1 537 611
7211139010	Roll-on 4 face/in clod box,HR,notclad,crrugtd,crbn<0.6%,thick<=4	0	61 895	0	100 490
7211139090	Roll-on 4 face/in clod box,HR,notclad,crrugtd,crbn>=0.6%,thick<=	0	88 456	0	377 402
7211141100	Flatroll,iron/nas,HR,notclad,hoop&strip,4.75mm<=thick<=10mm,y	162 584	1 922 455	228 082	2 883 920
7211141900	Oth flatroll,iron/nas,HR,notclad,4.75mm<=thick<=10mm	6 303	195 375	6 309	184 516
7211142100	Flatroll,iron/nas,HR,notclad,hoop&strip,thick>10mm,width<=400	0	1 014	0	4 123
7211142900	Oth flatroll,iron/nas,HR,notclad,thick>10mm	0	585 329	0	663 001
7211191100	Flatroll,iron/nas,HR,notclad,hoop&strip,4.75mm>thick>=2mm,wid	70 442	739 650	68 421	819 962
7211191900	Oth flatroll,iron/nas,HR,notclad,4.75mm>thick>=2mm	143 823	1 995 154	147 303	1 952 203
7211192100	Flatroll,iron/nas,HR,notclad,hoop&strip,thick<2mm,width<=400	1 851	2 057	2 443	2 792
7211192300	Flatroll,iron/nas,HR,notclad,thick<=0.17mm	0	3 909	0	23 223
7211192900	Flatroll,iron/nas,HR,notclad,2mm>thick>0.17mm	0	210 634	0	183 840
7211232000	Flatroll,iron/nas,CR,notclad,crbn<0.25%hoop&strip,width<=400n	191 699	3 008 138	219 849	3 873 382

I.3. IM POR MENURUT KOMODITI / IM PORT BY HS COM M ODITY
***** AGUSTUS/ AUGUST 2013 *****

HS	Uraian Komoditi Commodity Description	Berat Bersih / Net Weight (Kg)		Nilai / Value C.I.F (US\$)	
		Bulan ini Current Month	Kumulatif Cum.Jan. to date	Bulan ini Current Month	Kumulatif Cum.Jan. to date
7211239010	Flatroll,iron/nas,CR,notclad,crbon<0.25%thickness>40mm	0	41 277	0	41 967
7211239090	Oth flatroll,iron/nas,CR,notclad,crbon<0.25%	25 785	141 748	36 540	175 576
7211291000	Flatrol,iron/nas,CR,notclad,crbon>=0.25%corrugated	0	20 116	0	12 069
7211292000	Flatrol,iron/nas,CR,notclad,crbon>=0.25%hoop&strip,width<=400r	264 484	2 303 456	671 475	5 484 451
7211293000	Flatrol,iron/nas,CR,notclad,crbon>=0.25%thickness<=0.17mm	0	2 115	0	39 687
7211299000	Oth flatroll,iron/nas,CR,notclad,crbon>=0.25%	11 380	353 933	20 954	703 094
7211901000	Oth Hoop&strip iron/ not alloy,not clad width < 400mm	0	6 969	0	13 457
7211903000	Oth flat-rolled iron/ not alloy,not cladthickness <= 0.17 mm	0	4	0	107
7211909000	Oth flat-rolled iron/ not alloy,not cladthickness > 0.17 mm	306 970	1 162 410	161 284	1 207 802
7212101000	Flat-rolled,iron/nas,plated w/ tin,clad,width<=400mm,hoop&strip	0	12 399	0	18 872
7212109100	Flat-rolled,iron/nas,plated w/ tin,clad,400mm<width<600mm,car	0	1 737	0	15 954
7212109900	Flat-rolled,iron/nas,plated w/ tin,clad,400mm<width<600mm,car	523 972	2 886 891	483 659	2 906 795
7212201000	Flat-rolled,iron/nas,electroclly zinc,width<=400mm,hoop&strip	375 457	4 396 685	330 814	4 462 537
7212202000	Flat-rolled,iron/nas,electroclly zinc,width<=400mm,carbon<0.6%	1 094	42 212	5 918	235 825
7212209000	Oth flat-rolled,iron/nas,electroclly zinc	283 276	1 556 808	558 658	3 174 927
7212301000	Flat-rolled,iron/nas,plated zinc,clad,width<=400mm,hoop&strip	141 991	1 995 584	150 519	2 317 833
7212302000	Flat-rolled,iron/nas,plated zinc,clad,carbon<0.6%,thick<=1.5mm	14 793	155 308	13 610	153 854
7212309100	Flat-rolled,iron/nas,plated iron-zinc,carbon<0.04%,thick<=1.5mm,	0	2 086	0	7 277
7212309900	Flat-rolled,iron/nas,plated iron-zinc,carbon>=0.04%,thick<=1.5mm	16 945	535 936	16 452	394 444
7212401000	Flat-rolled,iron/nas,coated plastic,painted,varnished,hoop&strip,w	127 532	2 347 902	247 480	3 758 159
7212402000	Flat-rolled,iron/nas,coated plastic,painted,varnished,thick<=1.5m	20 249	805 319	18 609	850 158
7212409000	Flat-rolled iron/ not alloy, other shape,painted, varnished/ coated w	1 593 860	16 517 011	2 409 620	26 986 652
7212501100	Hoop,strip iron/ not alloy, width<400 mm,coated with chromium	638	251 802	4 362	231 574
7212501200	Flat-rolled iron/ not alloy, carbon<0.6%,thick > 1.5 mm, coated chr	0	1	0	143
7212501900	Flat-rolled iron/ not alloy, otherwiseplated or coated	41 315	1 235 888	130 175	2 196 074
7212502100	Hoop,strip iron/ not alloy, width<400 mm,coated with aluminium-z	12 222	369 065	17 325	404 836
7212509100	Other hoop,strip iron/ not alloy, width<400 mm	0	1 528	0	16 108
7212509200	Other flat-rolled iron/ not alloy,carbon<0.6%, thick > 1.5 mm	0	505 760	0	1 872 629
7212509900	Flat-rolled iron/ not alloy, otherwiseplated or coated	0	114 027	0	203 303
7212601000	Hoop,strip iron/ not alloy, clad width< 400mm	53 076	533 215	220 586	2 327 406
7212609000	Flat-rolled iron/ not alloy, clad	1 673	497 705	8 477	331 993
7213100000	Containing indentations,ribs,grooves ofcircular crosssection <= 50	20 296	243 607	23 517	268 545
7213200000	Other bars, rods, hot-rolled , in irreg.of free-cutting steel	6 013	5 355 521	118 570	4 814 880
7213911000	Bar,hot-roll,irreg. wound coil,iron/ non-alloy steel,less 14mm,for sc	0	1 005 625	0	712 383
7213912000	Bar,hot-roll,irreg. wound coil,iron/ non-alloy steel,less 14mm,for cc	57 594	3 130 013	46 740	2 427 473
7213919000	Oth Bar,hot-roll,irreg. wound coil,iron/ non-alloy steel,oth free-cut	4 478 270	83 790 810	3 448 614	61 625 738
7213991000	Oth Bar,hot-roll,irreg. wound coil,iron/ steel,less 14mm,oth use,for	0	4 004	0	70 233
7213999000	Oth Bar,hot-roll,irreg. wound coil,iron/ non-alloy steel,circular less	1 737 328	15 760 729	3 019 434	17 779 326
7214101100	Oth bars,rods of iron, non-alloy steelforged,carbon<0.6%,circlr cro	327 168	3 712 996	339 967	3 899 503
7214101900	Oth bars,rods of iron, non-alloy steelforged,carbon<0.6%,not circ	219 188	1 256 108	317 600	1 719 797
7214102100	Oth bars,rods of iron, non-alloy steelforged,carbon>=0.6%,circlr cr	6 820 800	24 708 515	3 609 982	13 297 686
7214102900	Oth bars,rods of iron, non-alloy steelforged,carbon >= 0.6%,not cir	12 385	220 441	61 897	485 129
7214203100	Cont. indentation,rib,groove,carbon<0.6%circ. cross-section,for co	113 332	4 450 889	66 410	3 171 703
7214203900	Cont. indentation,rib,groove,carbon<0.6%circ. cross-sect. not for c	0	43 756	0	67 562
7214206900	Cont.Indentation,rib,groove,carbon>=0.6%not circ.cros.sec.not for	126 331	460 541	75 847	293 386
7214300000	Other bars & rods, not forged, of free-cutting steel	193 340	986 425	214 157	1 328 087
7214911010	Concrete steel, hot-rolled,hot-drawn ,hot-extruded, carbon < 0.6%	177 515	17 414 786	105 257	12 323 814
7214911020	Shaft bars, manganese steel, hot-rolled,hot-drawn, hot-extruded, (20 037	1 003 344	98 259	2 325 088
7214911090	Other bars & rods, hot-rolled,hot-drawnor hot-extruded, carbon <	348 063	3 178 418	284 965	2 714 126
7214912010	Concrete steel, hot-rolled,hot-drawn ,hot-extruded, carbon >= 0.6'	16	5 690	78	6 861
7214912020	Shaft bars, manganese steel, hot-rolled,hot-drawn, hot-extruded, (0	14 627	0	58 313
7214912090	Other bars & rods, hot-rolled,hot-drawnor hot-extruded, carbon >	580 122	3 966 916	736 532	4 823 425
7214991010	Carbon,oth than of circular cross-section: concrete steel	29 562	40 940	23 257	32 674
7214991020	Carbon, other than of circular cross-section:shaft bars; manganese	62 954	887 011	332 493	2 604 365
7214991090	Oth. carbon, other than of circularcross-section	0	11 899	0	45 030
7214999010	Oth. carbon, other than of circularcross-section concrete steel	0	151 949	0	498 165
7214999020	Oth. carbon, other than of circularcross-sect:shaft bars; manganes	4 236 619	51 380 986	4 428 167	54 667 371
7214999090	Oth.Than Concrete steel, Shaft bars,manganes steel	295 323	1 227 936	289 228	1 349 545
7215100000	Oth bars & rods of iron/ non-alloy steelfree-cutting steel,cold-form	305 433	2 292 072	496 785	4 362 789
7215501000	Oth bars & rods of iron/ non-alloy steelcontaining by weight 0.6% c	25 512	1 363 303	51 950	1 153 700
7215509100	Oth bars & rods of iron/ non-alloy steel,cont.carbon <0.6%,for conc	21 876	21 876	13 656	13 656
7215509900	Oth bars & rods of iron/ non-alloy steel,cont.carbon<0.6%,not for c	2 000 514	4 896 934	690 979	5 235 071
7215901000	Oth Mangan steel/ shaft bars,containingby weight less than 0.6% o	0	9 711	0	23 811
7215909000	Manganese steel/ shaft bars,containing byweight less than 0.6% of	486 997	2 974 491	604 203	4 351 206
7216100000	U, i or h sections, not further workedthan hot-rolled, of a height <	121 946	1 351 589	166 888	2 163 616
7216210000	L section of iron/ non-alloy steel, notworked than hot-rolled,of a h	346 921	5 851 110	1 734 974	6 390 724
7216220000	T section of iron/ non-alloy steel, notworked than hot-rolled,of a h	17 385	85 343	18 790	127 635
7216310000	U, l or H sections, not further workedU sections	608 736	4 793 699	438 531	3 584 843
7216320000	U, l or H sections, not further workedl sections	1 417 947	12 031 793	877 308	8 448 450
7216330000	U, l or H sections, not further workedH sections	4 433 753	37 959 843	3 387 532	29 123 302
7216400000	L/T sect,not further work than hot-rollhot-drawn/extrud,a height c	1 792 541	44 469 467	1 252 307	31 490 150

I.3. IMPOR M ENURUT KOM ODITI / IMPORT BY HS COM M ODITY
***** AGUSTUS/ AUGUST 2013 *****

HS	Uraian Komoditi Commodity Description	Berat Bersih / Net Weight (Kg)		Nilai / Value C.I.F (US\$)	
		Bulan ini Current Month	Kumulatif Cum.Jan. to date	Bulan ini Current Month	Kumulatif Cum.Jan. to date
7216501000	Oth angles,shapes§ions,not furtherof a height of less than 80	255 265	2 334 266	284 588	1 998 670
7216509000	Oth angles, shapes & sect,not further ofa height of more than 80 n	1 733 102	34 316 947	1 551 869	29 687 595
7216610000	Angles,shapes§ions,not worked thancold-formed,obtain from	108	103 450	458	132 863
7216690000	Angle,shape§,not workthan cold formoth than obtain from fla	565 571	4 754 817	634 709	5 911 732
7216910000	Oth angles,shapes§,not further workoth form/finish from flat	10 490	540 186	286 728	767 963
7216990000	Oth angles,shapes§,not further workoth than cold form/finish	1 411 127	14 281 868	1 293 575	12 328 154
7217101000	Wire of iron/non-alloy steel,not platd/coated,cont.carbon < 0.25%	577 721	7 563 228	329 682	3 641 973
7217102200	Wire: bead,flat hard steel reed,prestresconcrete steel,0.25%>cont	69 507	684 120	93 442	929 021
7217102900	Other wire of iron or non-alloy steel,not plate/coated, 0.25%=< ca	2 149 556	11 972 752	1 729 650	10 495 381
7217103110	Prestressed concrete steel wire,contain carbon>=0.6% by weight	158 408	1 560 480	130 792	1 397 613
7217103190	Wire: spokes,bead,reed,free cut.steelcontain carbon>=0.6% by we	324	2 123 546	3 016	2 585 051
7217103900	Other wire of iron or non-alloy steel,not plated/coated, cont. carb	639 642	9 923 231	600 109	17 184 081
7217201010	Wire of iron/non-alloy steel,plated w/ zinc > 240gr/m2, cont.carbo	512 985	3 844 144	459 751	3 675 190
7217201090	Wire of iron/non-alloy steel,plated w/ zinc <= 240gr/m2, cont.carb	250 843	5 069 476	96 721	2 267 020
7217202000	Wire of iron/non-alloy steel,plated w/ zinc,cont.carbon>0.25% & <l	19 239	230 086	95 862	885 423
7217209100	High carbon steel core wire,for almniumconductors steel reinforce	1 424	9 551	90 374	461 094
7217209900	Oth than high carbonsteel core wire,foraluminium conduct steel re	97 202	1 091 925	382 322	3 381 225
7217301900	Wire of iron/non-alloy steel,plated orcoated with out tin,cont.cart	0	109 814	0	97 385
7217302900	Wire of iron/non-alloy steel,plated orcoated w/out tin,cont.0.25%	0	9 189	0	103 883
7217303110	Copper alloy coated w/brass of pneumaticrubbers tyre	1 959 517	14 150 699	2 299 939	19 247 257
7217303190	Copper alloy coated with other copperalloys of pneumatic rubbers	349 124	5 722 577	433 859	7 031 553
7217303200	Wire of iron/non-alloy steel,plated/coatwith tin, cont.carbon>=0.6	0	283	0	2 105
7217303900	Wire of iron/non-alloy steel,plated/coatwi/out tin & copper, cont.0	66 968	1 214 904	243 293	2 682 458
7217901000	Oth wire iron/non-alloy steel,plate/coatwith other metals, 0.25%<	179 588	757 707	251 422	1 097 718
7217909000	Oth wire iron/non-alloy steel,plate/coatwith other metals, 0.25%>	136 953	849 088	418 215	3 294 147
7218100000	Ingots & oth primary forms of stainlesssteel	590	45 127	4 565	187 073
7218910000	Semi-finished prod.of stainless steel ofrectangulr (not square) cros	117	286 028	100	97 645
7218990000	Oth semi-finished prod.of stainlesssteel	269 921	2 688 212	2 621 011	22 278 080
7219110000	Flat-roll prod of stainless steel,hotrolled,in coil of a thick exceed 1(5 809	549 493	29 994	1 060 871
7219120000	Flat-roll prod of stainless steel,hotrolled,in coil of a 4.75mm=<thick	145 239	2 959 900	204 751	6 961 863
7219130000	Flat-roll prod of stainless steel,hotrolled,in coil of a 3mm<=thick<=	1 999 822	33 666 493	3 923 218	62 119 094
7219140000	Flat-roll prod of stainless steel,hotrolled,in coil of a thickness<=3m	1 500 913	36 192 309	2 027 509	52 105 835
7219210000	Flat-roll prod of stainless steel,hotrolled,not in coil of a thick > 10n	504 901	4 839 711	1 316 882	11 057 161
7219220000	Flat-roll prod of stainless steel,hotroll,not in coil of 4.75mm=<thick	1 020 283	11 808 496	2 271 735	28 697 809
7219230000	Flat-roll prod of stainless steel,hotroll,not in coil of a 3mm<=thick<	508 899	8 347 868	1 121 291	20 019 892
7219240000	Flat-roll prod of stainless steel,hotrolled,not in coil of a thickness<	47 614	973 961	87 294	1 419 529
7219310000	Flat-rolled prod.of stainless steel,cold rolled, of a thickness >= 4.75	633 422	2 468 321	549 206	2 419 425
7219320000	Flat-rolled prod.of stainless steel,cold rolled, 3 mm =< thickness <	96 350	2 123 480	248 336	4 992 510
7219330000	Flat-rolled prod.of stainless steel,cold rolled, 1 mm < thickness < 3	1 760 208	22 933 087	3 171 697	40 744 681
7219340000	Flat-rolled prod.of stainless steel,cold rolled, 0.5 mm =< thickness	1 863 404	14 958 123	3 186 049	26 451 925
7219350000	Flat-rolled prod.of stainless steel, ofa thickness < 0.5 mm	614 014	6 121 106	1 363 436	13 004 953
7219900000	Oth flat-roll prod.of stainless steel,thick>=1.5mm & <125mm patte	1 338 444	7 289 284	1 172 330	8 166 280
7220111000	Hoop & strip of stainless steel, hotrolled,of a thick >= 4.75 mm,wic	7 113	647 990	24 017	999 557
7220119000	Hoop & strip of stainless steel, hotrolled,of a thick >= 4.75 mm,wid	18 207	4 225 299	32 500	3 560 311
7220121000	Hoop & strip of stainless steel, hotrolled,of a thick < 4.75 mm,wid	8 791	111 659	35 876	420 333
7220129000	Hoop & strip of stainless steel, hotrolled,of a thick < 4.75 mm,wid	68 188	693 120	479 823	5 232 752
7220201000	Hoop & strip of stainless steel, coldrolled, width < 400mm	160 629	1 519 941	700 765	5 778 184
7220209000	Hoop & strip of stainless steel, coldrolled, width>400mm	212 935	2 454 603	452 651	4 732 647
7220901000	Hoop & strip of stainless steel, notcold rolled, width < 400mm	20 335	260 751	355 122	2 816 327
7220909000	Hoop & strip of stainless steel, notcold rolled, width > 400mm	1 788 729	12 016 413	2 326 310	16 876 874
7221000000	Bars & rods, hot-rolled,in irregularlywound coils, of stainless steel.	23 082	398 474	38 907	702 216
7222110000	Bars,rods, hot-rolled, in irregularly ofcircular cross-section	37 254	2 138 935	104 535	4 325 811
7222190000	Bars,rods, hot-rolled, in irregularly ofnot circular cross-section	337 459	5 908 357	410 928	6 545 742
7222201000	Bars,rods, cold-formed or cold-finishedof circular cross-section	192 762	1 532 529	734 139	6 566 813
7222209000	Bars,rods, cold-formed or cold-finishedof not circular cross-sectior	71 210	1 234 259	544 903	6 257 118
7222301000	Other bars and rods of circular cross-section	42 449	267 303	75 617	644 395
7222309000	Other bars and rods of not circularcircular cross-section	444 331	3 166 334	966 655	5 780 930
7222401000	Angles,shapes§ions,not further workthan hot-rolled,hot-draw	24 177	282 260	63 446	757 477
7222409000	Angles,shapes§ions, further workedthan hot-rolled,hot-drawr	108 953	1 423 504	174 832	2 148 768
7223000000	Wire of stainless steel having a cross-sectional dimension exceedir	961 950	8 801 490	3 601 097	34 662 749
7224100000	Ingots & oth primary forms of oth alloysteel	167 640	1 500 075	206 620	2 141 672
7224900000	Semi-finished prod. of oth alloy steel	4 943 171	27 567 418	5 362 987	30 037 065
7225110000	Grain-oriented of silicon-elect steel awidth of 600 mm or more.	210 100	8 955 417	355 069	14 991 555
7225190000	Oth than Grain-orient of silicon-electsteel a width of 600 mm or m	1 329 846	17 957 300	1 276 691	16 254 281
7225301000	Flat-roll high speed steel,width>=600mm,not further worked than	29 920	190 050	33 840	161 742
7225309000	Flat-roll not high speed steel,w.>=600mmnot further worked than	4 896 148	32 932 056	3 514 897	25 689 010
7225401000	Flat-roll high speed steel,width>=600mm,not further work th hot-r	1 286 120	49 730 231	848 372	33 149 890
7225409000	Flat-roll not high speed steel,w.>=600mmnot further work th hot-r	1 918 819	22 311 863	2 958 360	30 418 595
7225501000	Flat-roll high speed steel,width>=600mm,not further worked than	190 580	2 234 316	183 910	2 737 174
7225509000	Flat-roll not high speed steel,w.>=600mmnot further worked than	4 719 071	36 883 636	4 222 782	31 433 040
7225911000	Oth flat-roll high speed steel,w.>=600mmelectrolytically plated/co	0	47 188	0	79 964

I.3. IM POR MENURUT KOMODITI / IM PORT BY HS COM M ODITY
***** AGUSTUS/ AUGUST 2013 *****

HS	Uraian Komoditi Commodity Description	Berat Bersih / Net Weight (Kg)		Nilai / Value C.I.F (US\$)	
		Bulan ini Current Month	Kumulatif Cum.Jan. to date	Bulan ini Current Month	Kumulatif Cum.Jan. to date
7225919000	Oth flat-roll not hi.sped stel,w.>=600mmelectrolytically plated/coa	350 032	4 969 016	483 395	5 434 985
7225929000	Oth flat-roll not hi.sped stel,w.>=600mmotherwise plated or coate	1 246 295	24 900 816	1 168 525	24 676 133
7225991000	Oth flat-roll high speed steel,w.>=600mmotherwise plated or coat	151 550	648 681	168 160	835 711
7225999000	Oth flat-roll not hi.sped stel,w.>=600mmotherwise plated or coate	2 812 375	31 558 368	2 581 418	27 692 402
7226111000	Hoop & strip, grain-oriented of siliconelectrical steel, of a width <=	7 621	1 368 161	86 424	3 035 131
7226119000	Hoop & strip, grain-oriented of siliconelect steel, of a width >400 n	436 493	3 767 366	887 661	8 560 200
7226191000	Hoop,strip,oth than grain-orient ofsilicon elect steel,of a width<= 4	64 996	325 579	270 260	1 253 605
7226199000	Hoop,strip,oth than grain-orient ofsilicon elect steel,of width>400r	197 675	1 978 583	348 351	3 207 370
7226201000	Hoop & strip of high speed steel of awidth <= 400 mm	600	16 081	11 320	498 221
7226209000	Hoop & strip of high speed steel of awidth > 400 mm, < 600mm	0	11 034	0	29 342
7226911000	Hoop,strip of oth alloy steel,hot rolledof a width <= 400 mm	210 613	917 549	348 028	1 739 210
7226919000	Hoop,strip of oth alloy steel,hot rolledwidth >400 mm, <=600mm	193 124	3 117 672	322 482	4 422 189
7226921000	Hoop,strip of oth alloy steel, coldrolled, of a width <= 400 mm	49 973	325 693	128 606	651 757
7226929000	Hoop,strip of oth alloy steel, coldrolled, width >400 mm, <= 600m	70 780	12 497 758	61 825	7 059 899
7226991100	Hoop & strip of oth alloy steel, width<= 400 mm,not further work	0	58 913	0	41 294
7226991900	Not hoop&strip of oth alloy steel, width<= 400 mm,not further wo	14 618	110 256	20 955	171 098
7226999100	Hoop&strip of oth alloy steel, w.>400mm&<= 600mm,plated/coat	194	9 785	1 213	32 329
7226999900	Hoop&strip of oth alloy steel, w.>400mm&<= 600mm,plated/coat	187 301	4 977 218	513 839	6 306 298
7227100000	Bars & rods, hot-rolled, in irregularlywound coils, of high speed ste	9 955	33 443	70 681	181 731
7227200000	Bars & rods, hot-rolled, in irregularlywound coils, of silico-mangan	410 088	13 162 801	295 363	8 483 653
7227900000	Oth bars & rods, hot-rolled, inirregularly wound coils	14 935 004	366 819 125	9 582 527	225 096 224
7228101000	Bars & rods, of high speed steel, ofcircular a cross-section	2 893	71 677	949	469 182
7228109000	Bars & rods, of high speed steel,not ofcircular a cross-section	254 331	869 767	1 078 702	3 019 353
7228201100	Bars&rods,silico-mangan steel,circular across-section,hot-roll/drav	0	354 197	0	339 261
7228201900	Bars&rods,silico-mangan steel,circularcross-section,not hot-roll/dr	56 477	3 167 798	80 996	4 343 214
7228209100	Bar&rod,silico-mangan steel,not circularcross-section,hot-roll/drav	293	4 435	1 403	14 860
7228209900	Bar&rod,silico-mangan steel,not circularcross-section,not hot-roll/	251 461	1 852 847	814 224	4 928 205
7228301000	Oth bars&rods,of silico-manganese steelof circular cross-section	8 165 964	73 384 477	9 357 358	82 404 216
7228309000	Oth bars&rods,of silico-manganese steelnot of circular cross-sectio	4 590 734	85 555 323	6 028 590	89 398 528
7228401000	Oth bars,rods,not further worked thanforget, of circular cross-sect	128 962	781 387	295 485	2 216 020
7228409000	Oth bars,rods,not further worked thanforget, not of circular cross-	59 746	4 180 355	145 217	5 766 613
7228501000	Oth bars,rods,not formed/ cold finishedof circular cross-section	412 335	3 546 866	946 891	9 487 581
7228509000	Oth bars,rods,not formed/ cold finishednot of circular cross-sectio	1 949 995	12 797 098	2 146 181	13 219 690
7228601000	Other bars and rods : of circular cross-section	259 624	2 392 917	593 122	5 237 238
7228609000	Other bars and rods : not of circularcross-section	1 677 332	10 131 951	1 486 469	7 080 416
7228701000	Angles,shapes§ions,oth bars&rods,cross-section,hot-roll/draw	6 396 335	232 468 472	3 601 339	142 184 505
7228709000	Angles,shapes§ions,oth bars&rods,cross-section,not hot-roll/c	3 040 140	62 001 196	1 981 241	40 046 833
7228801100	Hollow drill bars,rods, weight >=0.6% ofcircular cross-section	14 786	41 681	127 095	888 325
7228801900	Hollow drill bars,rods, weight >=0.6%not of circular cross-section	48	2 500	1 019	35 839
7228809000	Oth. Hollow drill bars and rods	161 714	3 034 158	181 002	8 027 806
7229200000	Wire of silico-manganese steel	20 295	2 864 704	26 287	4 101 628
7229901000	Wire of other alloy steel. of high speedsteel	618 695	4 013 080	574 730	4 073 980
7229909010	Wire of other alloy steel. not of highspped steel,chromium>=0.5%	258 411	5 107 780	671 550	11 300 881
7229909090	Wire of other alloy steel. not of highspped steel,chromium<0.5%	1 317 496	16 798 431	2 789 877	34 267 430
7301100000	Sheet piling of iron or steel	3 057 057	19 874 424	2 123 235	15 656 894
7301200000	Angles, shapes and sections of iron orsteel	16 769	267 750	547 106	1 481 977
7302100000	Rails of iron or steel	474 061	25 426 503	408 566	28 304 379
7302300000	Switch-blades, crossing frogs,point rodsand other crossing pieces	3 561 108	5 903 406	7 997 773	16 199 281
7302400000	Fish-plates and sole plates of iron orsteel	167 780	1 332 899	280 018	3 677 228
7302901000	Sleepers, of iron or steel	1 990	15 024	12 958	56 484
7302909000	Other than sleepers, of iron or steel	213 989	1 964 768	379 341	5 354 942
7303001100	Hubless tubes and pipes	30 623	452 305	36 860	1 054 727
7303001900	Tubes and pipes with hub	876 608	9 102 055	745 772	8 158 428
7303009010	Hollow profiles, of cast iron with anexternal diameter < =100 mm	204 620	1 139 131	205 916	1 424 562
7303009090	Hollow profiles, of cast iron with anexternal diameter > 100 mm	1 778 350	21 784 245	2 206 260	21 292 950
7304110000	Tubes, pipes and hollow profiles,seamless, of stainless steel	224 850	11 705 195	1 079 110	31 027 155
7304190000	Oth.tube,pipe&hollow profile,seamless,line pipe of a kind use for c	12 992 158	122 239 686	20 528 850	212 970 513
7304220010	Oth.tube,pipes&hollow profile,seamless,unfinished drill pipe (gree	117 759	1 260 500	524 660	3 839 272
7304220090	Oth.tube,pipes&hollow profile,seamless,unworked pipe end	1 643 469	6 051 558	1 477 798	13 328 622
7304230010	Unfinished drill pipe (green pipe) withyield strength less than 75,0l	640 030	3 377 016	594 345	4 572 760
7304230090	Oth. unfinished drill pipe (green pipe)	304 416	2 861 973	1 137 899	15 300 550
7304240010	Unfinsh case&tube, yield strgh<75000Psioth.of stanlss stel for drill	713 060	6 698 306	3 190 184	10 723 452
7304240090	Oth.unfinish casetube&unworked pipe endwith yield strength less	405 542	517 184	204 695	1 000 465
7304290010	Unfinsh casetube&unworked pipe end withyield strength less than	19 194 618	137 562 621	29 279 590	224 697 259
7304290090	Oth.unfinsh casetube&unworked pipe endwith yield strength less	10 978 540	65 635 208	14 761 126	142 876 233
7304311000	Drillrod casing&tubing,w/pin&box thread,cold-drawn/ rolled,circul.	36 973	161 516	102 475	492 326
7304312000	High-pressure pipe,cold-drawn/ rolled,circular cross-section,iron/al	14 561	143 307	2 487	1 021 294
7304314000	Circular cross-section,iron/ non-alloysteel,diameter<140mm&carb	36 164	328 761	78 026	793 963
7304319000	Circular cross-section,iron/ non-alloysteel,diameter>=140mm&carb	2 105 194	13 929 989	4 077 178	30 467 918
7304392000	Oth circ.cross-section,iron/ non-alloy,high-pressure pipe	0	208 784	0	729 150
7304394000	Oth circ.cross-section,iron/ non-alloy,steel,diameter<140mm&carb	5 657	256 113	14 607	603 131

I.3. IMPOR M ENURUT KOM ODITI / IMPORT BY HS COM M ODITY
***** AGUSTUS/ AUGUST 2013 *****

HS	Uraian Komoditi Commodity Description	Berat Bersih / Net Weight (Kg)		Nilai / Value C.I.F (US\$)	
		Bulan ini Current Month	Kumulatif Cum.Jan. to date	Bulan ini Current Month	Kumulatif Cum.Jan. to date
7304399000	Oth circ.cross-section,iron/non-alloy,steel,diameter>=140mm&car	569 608	8 744 717	1 087 613	22 146 974
7304410000	Cold-drawn or cold-rolled (cold-reduced)stainless steel	104 403	1 971 073	968 928	9 440 853
7304490000	Oth. Cold-drawn or cold-rolled (cold-reduced) stainless steel	79 425	3 203 858	957 576	12 420 932
7304511000	High press. conduits,of circular cross-sect.of oth alloy steel,cold ro	0	198 029	0	474 209
7304519000	Oth tubes/pipes/hollow profiles,seamlesscold rolled,crclr c-s of otl	7 818	278 433	29 599	1 034 744
7304590000	Oth.Drill line casing&tubing with pin§.of oth alloy steel,cold ro	822 426	5 949 214	2 913 852	22 456 223
7304901000	Oth tubes/pipes/hollow profiles,seamlesshigh-pressure pipe	21 443	167 282	216 511	1 764 303
7304903000	Oth tubes/pipes/hollow profiles,seamlesssteel,diameter<140mm&	7 192	92 100	17 527	278 054
7304909000	Oth tubes/pipes/hollow profiles,seamlesssteel,diameter>=140mm	523 517	8 315 278	1 641 434	24 941 628
7305110000	Lines pipe, for oil or gas longitudinalsubmerged arc welded of iron	5 385 701	275 283 371	7 010 825	401 643 311
7305121000	Electric Resistance Welded (FRW), usedfor oil/ gas pipe,external di:	408 902	1 612 240	633 488	2 543 839
7305129000	Oth longitudinally welded, used for oilor gas pipe, external diamet	0	1 080 811	0	1 591 414
7305191000	Oth line pipe iron/ steel for oil,exter.diam.>406.4mm,spiral/helical	616	419 890	331	454 993
7305199000	Oth line pipe iron/ steel for oil,exter.diam.>406.4mm,not spiral/he	80 435	2 297 493	38 493	2 680 325
7305200000	Casing of iron/ steel used in drillingfor oil/ gas external diameter 40	13 400	155 890	6 751	445 686
7305311000	Lines pipe, for oil or gas longitudinalwelded,stainless steel pipes&	1 171 881	3 231 658	759 688	9 360 145
7305319000	Lines pipe, for oil or gas longitudinalwelded,not stainless steel pip	3 487 867	12 457 372	19 078 232	57 733 687
7305391000	Oth.lines pipe,for oil/ gas longitudinalwelded,high-pressure pipe	0	6 015	0	28 866
7305399000	Oth.lines pipe,for oil/ gas longitudinalwelded,not high-pressure pi	0	65 459	0	159 015
7305900000	Oth.lines pipe,for oil/ gas longitudinalalloth.stainless steel pipes & tu	0	178 032	0	739 517
7306111000	Line pipe,use for oil/ gas pipeline,weldeo of stainless steel,Electric Re	4 989	95 589	58 366	431 420
7306112000	Line pipe,use for oil/ gas pipeline,weldestainless steel,spiral/ helical	2	2	84	84
7306191000	Line pipe,use for oil/ gas pipeline,weldeo of other steel	52 760	5 000 825	982 757	8 062 200
7306191000	Oth line pipe use for oil/ gas pipe weldeo th stainless steel,electroni	635 836	3 033 935	911 425	3 330 078
7306192000	Oth line pipe use for oil/ gas pipe weldeo th stainles stel,spiral/ helic	0	248 870	0	221 568
7306199000	Oth line pipe use for oil/ gas pipe weldeo th stainles stel,not ERW&	455 026	1 386 138	852 630	4 898 036
7306210000	Casing&tubing of a kind use in drillingwelded, of stainless steel	15 638	90 341	102 513	631 144
7306290000	Oth.casing&tubing of a kind use in drilling,welded,of stainless stee	893 441	4 992 946	1 549 667	8 756 978
7306301010	Boilr tube weld,of circubr cross-sect ofiron/non ally stel intrnl diam	1 150	84 489	4 661	316 842
7306301020	Boilr tube weld,of circubr cross-sect ofiron/non ally stel intrnl diam	51 121	75 292	53 945	141 839
7306302010	Boilr tube weld,of single/ double walled,coppr plate,intrnl diamtr<	131 745	1 809 325	574 644	7 696 513
7306302020	Boilr tube weld,of single/ double walled,coppr plate,intrnl diamtr>:	245 112	1 740 632	251 755	1 695 346
7306303000	Boilr tube weld,of single/ double walled,coppr plate,sheath pipe fo	6 729	18 597	7 751	82 101
7306304010	Oth welded,sircular cross-saction,highpressure pipe,intrnl diamtr<	0	3 530	0	19 335
7306304090	Oth welded,sircular cross-saction,highpressure pipe,intrnl diamtr>	0	34 134	0	155 482
7306309010	Oth.boilr tube weld,of single/ doublewelled,coppr plate,intrnl diam	167 060	1 188 654	871 461	6 555 628
7306309090	Oth.boilr tube weld,of single/ doublewalled,coppr plate,intrnl diam	1 097 118	24 771 886	1 406 533	20 013 172
7306401010	Oth.weld,of circubr cross-section ofweld boilr tube w intrnl diamtr<	8 007	13 515	71 504	137 004
7306401020	Oth.weld,of circubr cross-section ofweld boilr tube w intrnl diamtr>	72 456	402 918	119 061	1 052 686
7306402000	Welded boiler tubes of stainless steelwith internal diameter >12.5	165 241	1 764 528	396 109	5 007 064
7306403000	S'tless steel pipes & tubes welded ofcirclr cross sec. w extrl dmtr>1	0	35 146	0	104 567
7306409000	Oth,not welded of circular cross sect.with internal diameter > 12,5	1 614 009	16 135 079	2 779 735	35 269 600
7306501010	Oth.boilr tube,weld,of circlr cross-sectn,oth alloy steel int.dmtr<=1	3	78 224	38	161 452
7306501020	Oth.boilr tube,weld,of circlr cross-sectn,oth alloy steel int.dmtr>1	0	55 552	0	277 782
7306509010	Oth.boilr tube,weld,of circlr cross-high pressure conduits	155 921	175 057	606 283	765 344
7306509090	Oth.boilr tube,weld,of circlr cross-highpressure conduits	193 736	1 100 637	359 646	2 344 862
7306610010	Oth.boilr tube,weld,square/ rectangularcross sectin,with int.diamtr	26 828	173 931	21 756	194 654
7306610090	Oth.boilr tube,weld,square/ rectangularcross sectin,with int.diamtr	2 423 803	10 792 969	1 721 409	7 201 317
7306690090	Oth.boilr tube,non circubr crss-sectionwith internal diameter>12,5i	0	44 519	0	406 207
7306901010	Bundy-weld pipes and tubes,with internalldiameter <= 12,5mm	0	113 784	0	423 883
7306901090	Bundy-weld pipes and tubes,with internaldiameter > 12,5mm	88	2 139	2 761	24 382
7306909010	Oth.thn bundy-weld pipes & tubes, withinternal diameter <= 12,5r	317	186 504	11 307	892 103
7306909090	Oth.thn bundy-weld pipes & tubes, withinternal diameter > 12,5m	2 309 838	9 021 079	2 402 510	19 742 430
7307111000	Cast fitting of non-malleable cast ironhubless tube or pipe fittings	30 335	298 882	24 195	299 546
7307119000	Cast fitting of non-malleable cast iron tube or pipe fittings with hut	78 102	426 391	466 368	2 237 526
7307190000	Cast fitting of other than non-malleablecast iron	309 345	945 302	1 164 234	3 783 830
7307211000	Oth pipe of stainless steel flangesinternal diameter<15cm	13 264	531 021	148 425	3 376 345
7307219000	Oth pipe of stainless steel flangesinternal diameter>=15cm	344 490	3 384 872	1 803 956	15 827 439
7307221000	Oth pipe,stainless steel threaded ellbow,bends&sleeves,internal d	5 779	213 832	192 011	2 366 344
7307229000	Oth pipe,stainless steel threaded ellbow,bends&sleeves,internal d	429 695	1 368 085	1 726 967	9 633 693
7307231000	Oth pipe,stainless steel butt welding,fittings, internal diameter<15	60 263	757 720	199 488	2 757 428
7307239000	Oth pipe,stainless steel butt welding,fittings, internal diameter>=1	775 205	6 701 869	2 622 599	32 373 801
7307291000	Oth stainlss steel oth.than flanges,butt welding,threaded elbow,be	9 803	192 632	174 389	1 828 662
7307299000	Oth stainlss steel oth.than flanges,butt welding,threaded elbow,be	938 065	5 106 172	5 995 243	38 796 848
7307911000	Oth tube or pipe fittings flanges,internal diameter<15cm	281 317	3 937 888	702 134	8 323 410
7307919000	Oth tube or pipe fittings flanges,internal diameter>=15cm	841 381	10 191 499	2 237 477	38 406 442
7307921000	Oth tube/ pipe fittings threaded elbows,bends&sleeves,internal di:	56 991	141 776	181 255	716 262
7307929000	Oth tube/ pipe fittings threaded elbows,bends&sleeves,internal di:	123 876	901 142	1 069 782	5 795 107
7307931000	Oth tube/ pipe fittings,butt weldingfittings,internal diameter<15cr	403 489	22 096 079	604 451	4 858 248
7307939000	Oth tube/ pipe fittings,butt weldingfittings,internal diameter>=15c	786 305	26 076 280	2 520 888	24 182 548
7307991000	Oth tube/ pipe fittings,not butt welding/ flanges/ elbows,internal di:	53 080	6 248 219	896 244	9 439 721

I.3. IM POR MENURUT KOM ODITI / IM PORT BY HS COM M ODITY
***** AGUSTUS/ AUGUST 2013 *****

HS	Uraian Komoditi Commodity Description	Berat Bersih / Net Weight (Kg)		Nilai / Value C.I.F (US\$)	
		Bulan ini Current Month	Kumulatif Cum.Jan. to date	Bulan ini Current Month	Kumulatif Cum.Jan. to date
7307999000	Oth tube/pipe fittings,not butt welding/flanges/elbows,internal di	1 100 827	5 784 463	4 196 005	34 998 608
7308101000	Bridges and bridge sect. w prefab'tedtype joined by shear connect	194 698	727 261	238 402	1 284 589
7308109000	Other bridges and bridge sections	597 641	3 402 653	1 210 677	7 371 756
7308201100	Towers with prefabricated modular typejoined by shear connector	0	5 054	0	13 483
7308201900	Other towers	676 737	25 308 610	1 246 178	97 128 321
7308202100	Lattice masts w prefabricated modular type joined by shear connec	1 127	46 079	13 075	232 716
7308202900	Other lattice masts	499 886	3 115 200	707 653	5 121 317
7308300000	Doors, windows and their frames & threshold for doors	111 742	1 506 631	343 115	6 503 566
7308401000	Equip. for scaffolding w prefabricatedmodlr type joined by shear c	473 640	1 685 383	603 308	2 182 978
7308409000	Other equipment for scaffolding, shuttering, propping or pit propp	1 838 256	10 242 105	3 371 247	17 439 117
7308902000	Other, prefabricated modular type joinedby shear connectors	3 039 763	8 827 069	2 351 214	9 585 498
7308904000	Oth corrug,curved/bent galv'd plt f ass'bly,into undgrnd conduits&	113	277 012	160	2 831 210
7308905000	Other structures & parts of structures,rail for ships	0	138 837	0	174 243
7308906000	Other structures & parts of structures,perforated cable trays	27 395	524 019	60 940	2 174 148
7308909200	Other structures & parts of structures,guardrails	43 456	586 222	60 838	720 120
7308909900	Other structures & parts of structures,not guardrails	7 618 634	55 574 686	11 561 615	101 925 746
7309001100	Reservoir,tank,vat& similar,of iron/ steel,cap.>300ltr,lined/ heat-ins	500	848 835	23 791	3 299 537
7309001900	Reservoir,tank,vat& similar,of iron/ steel,cap.>300ltr,not lined/ heat	335 997	1 009 520	1 297 490	11 532 291
7309009100	Oth reservoi,tank,vat& similar,iron/ steel,cap.>300ltr,lined/ heat-ins	11 870	153 463	56 742	1 520 833
7309009900	Oth reservoi,tank,vat& similar,iron/ steel,cap.>300ltr,not lined/ hea	1 512 346	12 001 678	8 170 724	79 340 455
7310101000	Tank,cask,drum,can,boxe& similar,capacity>50L& <=300L,of tinplat	49 403	438 194	111 587	1 847 269
7310109010	Tank,cask,drum,can,boxe& similar,cap.>50L& <=300L,not tinplate,s	24 557	76 652	86 009	245 916
7310109020	Tank,cask,drum,can,boxe& similar,cap.>50L& <=300L,not tinplate,s	45 856	391 170	100 952	1 227 421
7310109090	Tank,cask,drum,can,boxe& similar,cap.>50L& <=300L,not tinplate,n	577 320	4 375 613	1 307 782	10 939 139
7310211010	Cans <1L,closed by soldering of iron/steel casting in the rough	0	271 167	0	556 162
7310211020	Cans <1L,closed by soldering of iron/steel forging or stamping in	74	3 850	151	13 666
7310211090	Oth.cans <1L,closed by soldering of iron/ steel	85 133	438 729	387 728	1 669 686
7310219100	Oth.cans >1L & <50L,closed by solderingof iron/ steel	21 183	288 681	27 601	1 035 300
7310219910	Cans >1L & <50L,closed by soldering ofiron/ steel casting in the rou	10 637	24 143	152 658	358 016
7310219920	Cans >1L & <50L,closed by soldering ofiron/ steel forging or stampi	0	20 496	0	51 697
7310219990	Oth.cans >1L & <50L,closed by solderingof iron/ steel	70 146	426 353	407 570	1 608 437
7310291010	Cans <1L,not soldering of iron/ steelcasting in the rough	0	60 950	0	745 837
7310291020	Cans <1L,not soldering of iron/ steel forging or stamping in	0	3 582	0	16 423
7310291090	Oth.cans <1L,not soldering of iron/ steel	64 963	690 433	207 223	2 525 444
7310299100	Oth.cans >1L & <50L,not soldering ofiron/ steel	29 540	213 308	147 297	954 534
7310299910	Cans >1L & <50L,not soldering of iron/ steel casting in the rough	656	4 427	13 881	74 740
7310299920	Cans >1L & <50L,not soldering of iron/ steel forging or stamping in	245	51 501	3 062	240 980
7310299990	Oth.cans >1L & <50L,not soldering ofiron/ steel	36 684	217 816	110 506	2 084 813
7311002100	Cont'ners for compressed/liquefied gasseamless stl cylinders, capa	54 882	272 963	104 600	613 845
7311002200	Cont'ners for compressed/liquefied gas,seamless stl cylinders,cap.	350 252	4 273 718	545 113	6 477 181
7311002900	Cont'ners for compressed/liquefied gasseamless stl cylinders,capa	162 607	2 818 895	555 189	13 509 452
7311009400	Other containers of iron or steelcapacity>=30L& <110L	8 866	99 766	14 970	157 715
7311009900	Other containers of iron or steelcapacity>=110L	135 096	2 846 501	595 485	7 379 629
7312101000	Standed wr,ropes & cables for lockedcoil,flatt'ed strands&non rott	123 878	518 931	576 156	1 704 297
7312102000	Stranded wire,rope&cables by plated / coatd wth brass,& of a nom	679 133	8 462 209	1 450 917	18 481 697
7312109110	Other stranded wire, rope and cablesprestresed concrete strand w	341 268	1 072 623	310 849	1 466 053
7312109190	Other stranded wire, rope and cablesnot prestresed concrete star	22 536	442 332	113 098	1 686 537
7312109900	Stranded wire, rope and cables withstranded wire of diameter of>	564 747	4 875 452	2 076 129	16 130 014
7312900000	Oth stranded wire, rope and cables,plaitd bnds,slings&of ir/stl not	220 140	4 577 243	535 750	11 960 878
7313000000	Barbed wr of iron/ steel; twisted hoop & of a kind used f fencing of	124 513	1 261 785	68 707	834 406
7314120000	Woven cloth with endless bands formachinery, of stainless steel	6 105	176 428	123 559	1 040 728
7314140000	Woven cloth, of stainless steel	74 379	450 500	364 695	3 603 598
7314191000	Endless bands for machinery oth thn ofstainless steel	947	92 573	16 441	156 893
7314199000	Other woven cloth, not stainless steel	25 386	752 720	100 351	1 293 949
7314200000	Grill&fencing,welded at the intersect ofwr wth a max.sect.d>3mm	214 910	1 618 023	309 452	1 963 052
7314310000	Other grill, netting & fencing,welded atthe intersect.by pltd/ coatd	671 028	9 403 040	420 289	8 179 265
7314390000	Oth grill, netting and fencing,welded atthe intersection	542 082	4 283 680	393 488	3 483 476
7314410000	Oth cloth, grill, netting and fencing byplated or coated with zinc	278 020	1 300 503	138 492	952 926
7314420000	Oth cloth, grill, netting and fencing bycoated with plastics	1 375	10 057	935	5 306
7314490000	Oth cloth, grill, netting and fencing	76 620	1 564 106	102 379	1 867 474
7314500000	Expanded metal	145 833	1 441 425	105 260	996 593
7315111000	Roller chain for bicycles of mild steel	601 950	7 865 271	1 030 916	16 331 668
7315119100	Oth mild steel for roller chain,transmispitch lenght>=6mm & <32mr	48 267	243 617	353 664	2 243 684
7315119900	Oth mild steel for roller chain,transmispitch lenght>32mm	406 325	2 461 749	1 089 728	8 584 537
7315121000	Other roller chain of mild steelbicycle or motorcycle chain	335 478	2 220 627	723 382	5 150 124
7315129000	Other roller chain of mild steelnot bicycle or motorcycle chain	551 864	5 656 194	1 727 096	13 739 710
7315191000	Roller chain part for bicycles ofmotorcycle chain	7 961	92 382	59 972	829 111
7315199000	Roller chain part not for bicycles ofmotorcycle chain	59 647	752 997	482 091	4 312 720
7315200000	Skid chain of mild steel	49 778	513 209	73 699	716 864
7315810000	Stud-link of mild steel	134 534	4 802 859	192 997	8 843 527
7315820000	Other, welded link of mild steel	104 963	1 947 605	209 383	2 686 179

I.3. IMPOR M ENURUT KOM ODITI / IMPORT BY HS COM M ODITY
***** AGUSTUS/ AUGUST 2013 *****

HS	Uraian Komoditi Commodity Description	Berat Bersih / Net Weight (Kg)		Nilai / Value C.I.F (US\$)	
		Bulan ini Current Month	Kumulatif Cum.Jan. to date	Bulan ini Current Month	Kumulatif Cum.Jan. to date
7315891000	Other chain for bicycles of mild steel	201 113	1 532 545	1 058 274	10 375 447
7315899000	Other chain of mild steel not formotorcycles and bicycles	159 939	1 612 501	508 982	5 489 936
7315902000	Other parts of chain for motorcycles and bicycles	59 093	894 371	120 768	1 382 326
7315909000	Other parts of chain not for motorcycle and bicycles	185 897	1 535 405	870 409	6 458 580
7316000000	Anchor, grapnels and parts thereof, of iron or steel	540 324	5 612 107	781 797	12 357 664
7317001000	Wire nails	630 706	4 686 193	398 874	3 021 230
7317002000	Staples	253 732	2 893 292	163 393	2 088 145
7317009010	Dog spikes for rail sleepers, carding-tacks & similar articles, of iron or	1 053	448 712	6 300	634 885
7317009090	connector & anti-splitting, connector and Hob nails for footwear, rii	1 189 570	18 417 712	564 271	7 849 897
7318110000	Threaded articles for coach screws	72 732	573 557	674 283	1 756 118
7318120000	Other wood screws with an external diameter not exceeding 16 mm	162 907	1 161 079	187 673	1 526 927
7318130000	Screw hooks and screw rings with an external diameter not exceeding 16 mm	174 432	1 053 959	855 120	6 363 512
7318140000	Self tapping screw with an external diameter not exceeding 16 mm	153 915	2 499 481	363 980	5 718 241
7318150000	Screw metal with/without nuts/washers with an external diameter	3 582 326	34 173 067	20 019 611	197 840 857
7318160000	Nuts with an external diameter not exceeding 16 mm	1 011 140	12 163 892	6 276 944	64 044 802
7318190000	Other threaded articles of an external diameter not exceeding 16 mm	411 018	5 312 589	2 606 755	26 662 560
7318210000	Non threaded artic. for spring washers & oth lock washers w an ext	197 307	784 630	1 025 140	7 762 061
7318220000	Other washers with an external diameter not exceeding 16 mm	352 789	3 505 974	6 219 851	50 751 774
7318230000	Rivet with an external diameter not exceeding 16 mm	52 697	534 691	542 338	4 602 387
7318240000	Cotters & cotters pins with an external diameter not exceeding 16 mm	220 077	1 938 780	1 961 193	17 427 174
7318290000	Oth non threaded articles with an external diameter <= 16 mm	880 523	6 906 671	7 632 702	60 352 138
7319400000	Safety pins	208 295	1 644 424	2 882 170	24 520 026
7319901000	Sewing, darning, embroidery needles	10 510	47 762	9 783	167 651
7319909000	Other needles, not for sewing	30 533	414 831	203 713	2 480 201
7320101100	Leaf springs & leaves for motor vehicles, >10 persons, gross weight >24T	96 691	1 118 347	261 804	2 984 320
7320101900	Leaf springs & leaves for motor vehicles, gross weight >24T	48 195	487 818	99 698	1 323 557
7320109000	Other leaf springs and leaves	124 479	991 133	1 153 029	7 383 420
7320201000	Helical springs for motor vehicles	276 627	1 999 660	2 221 641	18 551 873
7320209000	Other Helical springs for motor vehicles	193 477	1 450 179	1 610 638	13 725 238
7320901000	Other springs and leaves for motor vehicles	147 768	1 153 591	1 429 966	12 592 435
7320909000	Other springs and leaves	184 632	1 310 605	935 748	9 158 468
7321110000	Cooking appliances and plate warmers for gas fuel or for both gas & liquid fuel	65 506	1 267 062	357 383	5 685 798
7321120000	Cooking appliances and plate warmers with liquid fuel	11 660	32 344	19 306	88 498
7321190000	Other Cooking appliances & plate warmers including appliances for	0	140 537	0	491 538
7321810000	Other appliances with gas fuel or for both gas and other fuels	82 119	440 928	229 278	1 288 151
7321820000	Other appliances with liquid fuel	0	2 594	0	10 323
7321890000	Other appliances with solid fuel	14 384	325 575	62 835	990 271
7321901000	Oth cooking appliances & plate warmers of burner for kerosene stoves	330	33 495	1 254	64 126
7321902000	Other Cooking appliances and plate warmers	216 254	1 996 822	989 603	9 880 123
7321909000	Other Cooking appliances and plate warmers	393 227	5 999 822	602 853	10 501 391
7322110000	Radiators and parts of cast iron	1 890	21 626	45 190	118 043
7322190000	Other parts of radiators	24 505	359 676	313 051	4 245 866
7322900000	Other radiators for central heating	20 473	404 290	148 994	3 363 932
7323100000	Iron/steel wool; pot scourers & scouring or polishing pads, gloves and	125 942	788 784	215 046	1 424 574
7323911000	Kitchenware of cast iron, not enamelled	76 304	732 699	159 170	2 004 637
7323912000	Household articles of cast iron not enamelled	0	1 452	0	2 669
7323919000	Household articles of cast iron not enamelled	9 299	413 295	31 654	712 745
7323920000	Household articles of cast iron, enamelled	12 102	200 869	44 145	280 662
7323931000	Kitchenware of stainless steel	587 146	6 001 597	1 327 965	12 649 039
7323932000	Other household articles of stainless steel	0	15 578	0	13 193
7323939000	Other household articles of stainless steel	752 398	7 073 954	970 181	10 360 125
7323940000	Household of iron (oth. than cast iron) or steel, enamelled	113 373	2 237 586	103 662	2 652 736
7323991000	Other kitchenware	96 853	951 906	214 789	2 050 232
7323992000	Ashtrays	0	3 656	0	4 732
7323999000	Other household articles of iron or steel	76 795	1 987 664	369 203	4 172 858
7324101000	Kitchen sinks of stainless steel	67 759	1 641 221	159 740	4 369 108
7324109000	Sinks and wash basins, of stainless steel, oth than kitchen sink	68 063	549 537	280 815	1 481 651
7324211000	Bath of cast iron, whether or not enamelled	0	144 298	0	604 590
7324219000	Of cast iron, whether or not enamelled, not long bathtubs	0	21 880	0	81 488
7324290000	Oth sanitary	10 027	211 574	56 157	891 172
7324901000	Sanitary ware for flushing water closets or urinals (fixed type)	2 414	27 156	50 168	106 489
7324903000	Sanitary ware of bedpans, urinals (portable type) and chamber pots	110	1 769	194	15 961
7324909100	Part of kitchen sinks or bathtubs	17 057	74 273	64 312	235 222
7324909300	Part of flushing water closets or urinals (fixed type)	3 884	15 821	27 699	98 621
7324909900	Oth sanitary ware and parts	127 138	1 621 333	247 921	3 054 105
7325102000	Manhole covers, gratings and frames therefor	58 433	389 250	188 987	1 198 657
7325109010	Spouts and cups for latex collection	0	3 792	0	16 280
7325109090	Spouts and cups for not latex collection	24 843	299 180	61 948	891 435
7325910000	Grinding balls and similar articles for mills	3 930 440	19 942 586	4 955 188	26 275 801
7325992000	Manhole covers, gratings and frames therefor	3 303	200 906	15 755	642 242
7325999000	Oth than cast articles of iron or steel	444 236	1 308 621	1 396 503	5 774 918

I.3. IM POR MENURUT KOMODITI / IM PORT BY HS COM M ODITY
***** AGUSTUS/ AUGUST 2013 *****

HS	Uraian Komoditi Commodity Description	Berat Bersih / Net Weight (Kg)		Nilai / Value C.I.F (US\$)	
		Bulan ini Current Month	Kumulatif Cum.Jan. to date	Bulan ini Current Month	Kumulatif Cum.Jan. to date
7326110000	Grinding balls and similar articles formills	2 312 687	19 948 730	2 557 000	23 498 950
7326190000	Other articles or iron or steel but notforged or stamped	268 223	4 004 623	1 904 537	24 481 387
7326205000	Poultry cages and the like articles ofiron or steel wire	131 344	2 963 874	250 972	4 520 838
7326209000	Poultry cages and the like oth thanarticles of iron or steel wire	287 025	3 573 329	792 483	7 850 212
7326901000	Ships' rudders not forged or stamped	88 800	564 677	285 320	1 701 837
7326903000	Stainless stl shield&clamp assembly wthrubbs.sl for hubless cast iro	65 669	1 044 440	672 727	9 186 912
7326906000	Bunsen burners	24 975	331 644	106 850	1 615 162
7326907000	Stainless steel shield, clamp assemblyhorses shoes, riding boot spu	4 822	75 876	14 609	280 631
7326909100	Cigarette cases and boxes	730	54 372	24 746	620 914
7326909910	Spouts and cups for latex collection	2 563	8 588	50 610	255 470
7326909920	Rat traps but not forged or stamped	148	10 490	2 430	29 041
7326909990	Other articles not forged or steamed	3 346 849	37 115 652	37 896 309	228 507 256
7401000000	Copper mattes, cement copper(precipitated copper)	15 309	54 701	16 994	74 547
7402000000	Unrefined copper, copper anodes forelectrolytic refining.	1 599	47 670	12 354	431 404
7403110000	Refined copper for cathodes and sections of cathodes	5 997 662	58 799 331	42 847 037	450 319 006
7403120000	Refined copper for wire-bars	940	596 576	15 722	711 690
7403130000	Refined cooper for billets	0	10 052 401	0	5 718 944
7403190000	Other refined copper	11 274	336 688	266 114	3 906 434
7403210000	Copper alloys for copper-zinc basealloys (brass)	112 722	2 511 579	867 695	15 613 556
7403220000	Copper alloys for copper-tin base alloys(bronze)	135 569	1 080 190	819 237	6 851 807
7403290000	Copper alloysfor oth copper alloys(oth than master alloys of head	4 818	218 846	783 404	9 548 442
7404000000	Copper waste and scrap	626 410	7 513 240	4 081 746	53 427 424
7405000000	Master alloys of copper	3 504	55 407	48 614	608 298
7406100000	Powders of non-lamellar structure	28 214	214 989	302 814	2 535 248
7406200000	Powders of lamellar structure flakes	56 898	357 273	573 685	4 686 726
7407103000	Profiles of refined copper	16 897	69 064	106 640	502 960
7407104000	Bar androdsss of refined copper	212 353	2 533 718	1 672 747	19 897 015
7407210000	Of copper-zinc base alloys (brass)	130 320	1 640 102	783 959	10 190 666
7407290000	Other of copper alloys	72 834	865 333	209 260	3 533 282
7408111000	Of which the maximum cross sectionaldimension does not exceed 1	61 122	787 703	446 415	6 331 545
7408119000	Copper wire of which does exceed 14 mm	146 735	598 775	238 229	1 914 127
7408190000	Other wire of refined copppe	837 876	7 205 549	4 117 999	40 327 353
7408210000	Of copper-zinc base alloys (brass)	75 883	833 350	755 855	7 767 824
7408220000	Of copper-nickel base (cupro-nickel)or copper-nickel-zinc base/nic	2 094	95 682	25 512	1 517 948
7408290000	Other copper alloys for copper wire	56 512	675 433	399 782	4 974 699
7409110000	Copper plates, sheets and strips,of refined copper in coils	79 046	889 372	645 139	7 879 977
7409190000	Copper plates, sheets and strips,of refined copper, not in coils	1 189 120	5 522 070	1 992 639	12 991 684
7409210000	Copper plates, sheets,strips, of copperzinc base alloys (brass), in co	302 543	3 870 809	2 684 656	33 522 773
7409290000	Copper plates, sheets,strips, of copperzinc base alloys (brass), not	80 557	2 129 030	500 498	11 373 490
7409310000	Copper plates, sheets,strips, of coppertin base alloys (brass), in coi	51 175	834 905	459 988	11 907 393
7409390000	Copper plates, sheets,strips, of coppertin base alloys (brass), not ir	41 733	434 592	143 046	1 391 699
7409400000	Copper-nickel base alloy (cupro-nickel), copper-nickel-zinc base all	110 851	372 344	1 001 752	3 484 563
7409900000	Other copper alloys, unrefined	6 291	60 373	70 722	702 643
7410110000	Copper foil, refined, thickness < 0.15mm , not backed	77 327	871 114	685 447	8 219 682
7410120000	Copper alloys, refined, thickness < 0.15 mm, not backed	88 519	595 577	1 014 331	5 455 946
7410210010	Copper foil reinforced sheets/plates ofpolyamide, of refined copppe	167	5 352	888	60 637
7410210020	Copper foil reinforced sheets/plates ofpolyamide, Copper clad lam	319 289	3 444 704	2 286 575	21 671 553
7410210090	Reinforced sheets/ plates of polyamide,copper clad laminate not fc	6 111	40 329	52 987	357 681
7410220000	Reinforced sheets/plates of polyamide,of copper alloys, unrefined	0	7 235	0	124 745
7411100000	Copper tubes & pipes of refined copper	418 988	4 192 384	3 456 402	36 379 981
7411210000	Copper tubes & pipes of copper alloyswith copper-zinc base alloys	133 876	1 167 953	672 124	8 917 289
7411220000	Copper tubes & pipes of copper alloyswith cupro-nickel or nickel si	7 378	40 565	115 915	512 225
7411290000	Other copper tubes and pipes	128 640	1 745 747	1 412 826	12 647 051
7412100000	Copper tube or pipe fittings ofrefined copper	15 164	145 427	50 418	722 726
7412201000	Copper tube or pipe fittings ofcopper-zinc base alloys (brass)	17 881	515 236	183 583	4 503 218
7412209000	Copper alloys, not brass, refined	29 185	523 925	261 950	2 911 933
7413001000	Stranded wire,cable&etc, not electricalinsul. a diameter not excee	46 190	369 923	387 357	2 672 136
7413009000	Stranded wire,cable&etc, not electricalinsul. a diameter > 28,28 m	88 927	493 531	272 953	4 146 002
7415101000	Nails & tacks, drwing pins,staples ofcopper iron or steel with head	6 004	332 406	11 380	537 137
7415102000	Staples and similar articles of copper	0	14 601	0	55 987
7415109000	Tacks, drawing pins, staples &similar articles	4 840	94 702	44 330	868 963
7415210000	Washers (including spring washers)but not threaded	22 256	337 351	123 590	2 438 230
7415290000	Other articles of copper, not threaded	4 189	49 238	77 827	615 674
7415331000	Screws	28 826	1 116 099	245 769	4 132 063
7415332000	Bolts and nuts	98 227	1 995 555	214 171	9 120 865
7415390000	Other threaded articles	6 670	143 415	157 574	2 197 805
7418101000	Pot scourers and scouring or polishingpads, gloves and the like	343	20 773	471	15 009
7418103000	Cooking/heating apparatus of kind usedfor household purposes,nc	122	14 961	701	143 730
7418109000	Other household articels and partsthereof of coppers	665	23 095	2 480	153 077
7418200000	Sanitary ware and parts thereof	13 798	202 949	218 601	2 116 342
7419100000	Chain and parts thereof of copper	11 107	69 974	41 050	332 924

I.3. IMPOR MENURUT KOMODITI / IMPORT BY HS COMMODITY
***** AGUSTUS/ AUGUST 2013 *****

HS	Uraian Komoditi Commodity Description	Berat Bersih / Net Weight (Kg)		Nilai / Value C.I.F (US\$)	
		Bulan ini Current Month	Kumulatif Cum.Jan. to date	Bulan ini Current Month	Kumulatif Cum.Jan. to date
7419910010	Fittings for fire hoses, of copper	910	81 898	14 258	346 575
7419910020	Reservoirs, tanks, vats and similar containers not fitted of copper	1 165	20 517	10 420	332 070
7419910030	Electroplating anodes, machine belt fastener, fittings for ships/oth	20 029	211 798	151 170	1 526 118
7419910090	Oth table, kitchen, cast, moulded, stamped / forged but not further	54 944	390 601	1 623 922	11 359 068
7419993100	Colth grill and netting of copper wire for machinery	5 620	56 142	76 787	797 532
7419993900	Grill and netting of copper wire cloth suitable for making mosquito	394	23 139	20 758	140 198
7419994000	Other grill and netting of copper wire springs	11 205	122 732	141 655	701 378
7419995000	Other grill and netting of copper wire cigarette cases or boxes and	0	17 062	0	111 139
7419996000	Cooking/heating apparatus, oth than of a kind used for domestic p	0	5 540	0	24 527
7419997000	Articles specially designed for use during religious rites	163	15 258	270	17 799
7419999010	Electroplating anodes, machine belt fastener, fitting for ships, for fire	22 158	187 313	172 636	1 343 905
7419999020	Similar containers not fitted with mech./terminal equip. of a cap. of	47	14 027	906	105 508
7419999090	Other articles of non copper	43 530	610 902	684 837	4 813 981
7501100000	Nickel mattes	0	39	0	158
7501200000	Nickel oxide sinters & oth intermediate products of nickel metallurg	264	265	4 320	4 325
7502100000	Unwrought nickel, not alloyed	56 351	458 515	668 238	6 099 719
7502200000	Unwrought nickel alloys	1 632	30 372	20 140	231 306
7503000000	Nickel waste and scrap	0	7 590	0	111 171
7504000000	Nickel powders and flakes	5 666	50 846	129 446	803 242
7505110000	Bars, rods and profiles of nickel, not alloyed	3 760	23 382	83 301	367 110
7505120000	Bars, rods & profiles of nickel alloys	11 981	105 609	205 156	1 696 337
7505210000	Wire of nickel, not alloyed	3 175	39 877	70 248	1 005 533
7505220000	Wire of nickel alloys	174 464	550 123	3 152 465	14 510 829
7506100000	Nickel plates, sheets, strip & foil of nickel, not alloyed	1 177	136 405	29 723	2 300 906
7506200000	Nickel plates, sheets, strip and foil of nickel alloys	15 674	302 532	234 900	5 067 739
7507110000	Tubes and pipes of nickel, not alloyed	0	3 581	0	197 583
7507120000	Tubes and pipes of nickel alloys	27 925	106 378	376 141	1 869 655
7507200000	Tube or pipe fittings	343	26 264	5 877	1 609 829
7508100000	Cloth, grill and netting, of nickel wire	1 525	15 597	36 466	490 866
7508903000	Bolts and nuts of non nickel	1 798	62 290	5 541	263 614
7508904000	Other articles suitable for use in building of non nickel	0	12 155	0	20 902
7508905000	Electroplating anodes, wrought or un-wrought, including those proc	18 645	60 015	579 278	2 256 128
7508909010	Screens for printing machines	19 273	251 262	166 660	2 772 151
7508909090	Other articles of nickel	18 224	44 362	101 403	557 127
7601100000	Unwrought aluminium, not alloyed	15 235 092	154 864 399	31 547 710	340 367 653
7601200000	Unwrought aluminium alloys	10 268 380	118 315 026	23 866 313	275 612 185
7602000000	Aluminium waste and scrap	4 089 052	30 365 590	6 839 856	51 451 303
7603100000	Aluminium powders of non lamellar structure	127 048	1 137 161	440 633	3 128 325
7603200010	Aluminium flakes of lamellar structure	0	20 421	0	69 620
7603200020	Aluminium powders of lamellar structure	44 033	298 790	258 115	1 870 085
7604101000	Aluminium bars and rods not alloyed	60 864	799 171	527 084	6 214 563
7604109010	Profiles suitable for use as heat sink with cross-sect. dimension <17,	659	33 073	24 484	624 610
7604109090	Oth Aluminium profiles suitable for use as heat sink	138 884	1 559 380	601 246	6 739 658
7604211000	Perforated tube profile for evaporator coils of mtr vehicle ac mach.	2 219	18 528	22 070	249 030
7604219000	Oth hollow profiles of aluminium alloys	345 362	2 706 894	1 330 306	10 988 134
7604291000	Extruded bars and rods not surface treated	22 706	326 425	79 432	1 364 179
7604293000	Y-shaped profiles for zip fasteners, incoils of non aluminium alloys	632	20 348	3 338	327 582
7604299000	Other extruded bars, rods and profiles of non aluminium alloys	252 131	2 389 991	1 928 212	21 600 625
7605110000	Alum. wire of not alloyed which the max. cross-sect'l dim. exceeds :	2 954	280 366	15 809	1 041 621
7605191000	Aluminium wire of not alloyed with a diameter < 0.0508 mm	4 517	18 794	19 773	84 197
7605199000	Other aluminium wire of non aluminium not alloyed	107 492	2 084 953	417 214	5 388 414
7605210000	Alum. wire of aluminium alloys which the max. cross-sect'l dimensic	0	101 795	0	372 922
7605290000	Aluminium wire of non aluminium alloys with a diameter not excee	55 432	555 367	250 710	2 236 781
7606111000	Aluminium plates, sheets & strip of plain or figured by rolling of thick	3 274 339	4 440 873	7 186 473	19 266 628
7606119000	Oth aluminium plates, sheets & strip of plain/figured by rolling of thi	432 631	14 253 384	1 439 873	37 881 404
7606121000	Aluminium alloys can stock including endstock & tab stock in coils	151 919	1 145 404	1 602 982	14 332 826
7606122000	Aluminium plates, not sensitised of kind used in the printing indust	2 746	140 285	6 393	586 648
7606123100	Sheets of aluminium alloy 5082, 5182, <1mm with incoils	179 011	1 177 123	771 555	5 183 095
7606123910	Sheets alum. litho grade sheet/coil alloy HA 1052 hardness temper	66 053	4 583 039	310 833	9 499 923
7606123990	Other aluminium sheet/coil not exceeding 1,000 mm in width	3 537 375	29 986 953	10 298 468	99 217 939
7606129000	Oth plain/figured by roll./press. but not surface treated of non alum	1 010 206	9 264 448	5 588 517	46 317 595
7606910000	Oth alum. not alloyed, plain/figured by rolling/pressing not surface	144 851	2 025 040	484 079	6 424 994
7606920000	Oth aluminium alloyed, plain/figured by rolling/pressing not surface	297 854	3 159 905	742 017	7 927 419
7607110000	Aluminium foil not backed, rolled but not further worked	1 001 239	10 177 835	3 656 360	38 573 933
7607190000	Oth aluminium foil alloy not rolled but not worked	320 970	3 906 607	2 536 370	26 205 184
7607200000	Aluminium foil backed	316 002	4 936 616	1 557 934	20 978 076
7608100000	Aluminium tubes and pipes of aluminium, not alloyed	40 874	704 434	291 639	5 939 130
7608200000	Aluminium tubes and pipes of aluminium alloys	233 724	1 845 580	772 775	7 463 277
7609000000	Aluminium tube or pipe fittings (for example, coupling, elbows, slee	94 944	1 064 742	1 222 604	11 109 875
7610100000	Alum. structures for doors, windows & their frames and thresholds	188 675	1 491 819	689 672	5 496 456
7610902000	Other aluminium structures internal/external floating roofs for stor	263	26 479	8 682	232 145

I.3. IM POR MENURUT KOM ODITI / IM PORT BY HS COM M ODITY
***** AGUSTUS/ AUGUST 2013 *****

HS	Uraian Komoditi Commodity Description	Berat Bersih / Net Weight (Kg)		Nilai / Value C.I.F (US\$)	
		Bulan ini Current Month	Kumulatif Cum.Jan. to date	Bulan ini Current Month	Kumulatif Cum.Jan. to date
7610909000	Oth alum. structures for bridges and bridge section, towers, lattice r	699 523	10 938 533	1 315 010	18 848 108
7611000000	Aluminium reservoirs, tanks, vats and similar containers for any me	748	160 747	3 137	999 731
7612100000	Aluminium collapsible tubular containers	20 057	140 498	269 072	2 228 257
7612901000	Aluminium casks, drums, cans, boxes and seamless containers for f	0	5 759	0	50 679
7612909000	Oth. aluminium casks, drums, cans, boxes & containers, for any mate	334 643	4 810 283	1 818 553	26 401 466
7613000000	Aluminium containers for compressed or liquified gas	1 925	99 135	144 289	1 147 153
7614101100	With steel core cables of a diameter not < 25.3 mm	457 860	1 359 505	1 162 750	3 359 611
7614101200	With steel core cables of a diameter > 25.3 mm but < 28.28 mm	0	24	0	1 078
7614101900	Other cable wth steel core	22 213	232 020	605 668	2 920 549
7614109000	Other stranded wire with steel core	11 781	339 893	17 325	1 347 125
7614901100	Cables without steel core of a diameter < 25.3 mm	6	739	398	11 537
7614901200	Cables without steel core of a diameter > 25.3 mm but < 28.28 mm	0	4 581	0	643
7614901900	Other cable without steel core	2 887	30 018	62 254	314 660
7614909000	Other stranded wire without steel core	5 734	232 874	25 903	572 676
7615101000	Pot scourers and scouring or polishing pads, / gloves and the like of	2 580	160 164	4 814	332 913
7615109000	Oth table, kitchen/ oth household articles & parts thereof of alumin	167 928	3 026 635	784 919	11 836 560
7615202000	Bedpans, urinals (portable type) and chamber pots	0	3 220	0	63 646
7615209000	Other sanitary ware and parts thereof of aluminium	23 472	195 869	98 672	789 474
7616101000	Nails of aluminium	6 848	109 883	2 997	277 658
7616102000	Staples and hooks of aluminium	66 513	348 604	210 777	1 911 357
7616109000	Tacks, rivets, cotters, cotter pins and washers of aluminium	252 578	1 000 090	2 026 991	10 341 348
7616910000	Other cloth, grill, netting and fencing, of aluminium wire	32 793	398 286	31 020	490 713
7616992000	Ferrules for use in the manufacture of pencils	14 618	145 316	97 546	739 493
7616993000	Alum. slugs, round, of such dim. that the thick's > one tenth of the d	140 414	1 321 894	270 499	3 013 035
7616994000	Bobbins, spools, reels and similar supports for textile yarn	9 305	248 460	44 368	816 635
7616996000	Latex spouts and latex cups	694	887	940	5 180
7616999110	Venetian blinds	0	10 230	0	101 038
7616999190	Other venetian blinds	8 779	118 177	34 068	468 525
7616999200	Expanded metal	38	6 648	152	173 155
7616999900	Other Expanded metal	290 075	2 811 126	2 046 534	15 723 283
7801100000	Unwrought refined lead	2 907 172	41 077 131	6 591 722	97 121 896
7801910000	Unrefined lead containing by weight antimony as the principal othe	1 818 395	13 361 126	3 652 234	28 464 729
7801990000	Unrefined lead containing by weight antimony not as the principal	1 481 835	11 468 999	3 511 806	29 429 452
7804110000	Lead sheets, strip and foil of a thickness < 0,2 mm	143	7 621	1 253	143 206
7804190010	Lead embossed, cut to shape, perforated, coated, printed, backed, reinf	7 498	68 889	297 644	1 473 889
7804190090	Oth lead waste & scrap, plates, sheets, strip and foil, lead powder &	0	4 760	0	74 001
7804200000	Lead powders and flakes	38	43 072	190	129 538
7806002000	Lead bars, rods, profiles and wire	8 200	64 185	238 522	2 083 110
7806003000	Lead, tubes, pipes and tube or pipe fittings	6 291	130 930	66 901	561 545
7806009010	Lead wool, washers, electro-plating anodes	0	1 338	0	8 999
7806009090	Other articles of lead	37 024	116 211	259 393	1 336 467
7901110000	Zinc not alloyed containing by weight 99.99% or more of zinc	4 711 734	58 025 598	9 260 228	120 180 122
7901120000	Zinc not alloyed containing by weight < 99.99% of zinc	1 899 660	22 889 134	3 776 282	47 440 201
7901200000	Zinc alloys	773 488	10 893 611	1 683 705	24 587 232
7902000000	Zinc waste and scrap	0	100 160	0	80 128
7903100000	Zinc dust	24 885	1 057 012	75 133	2 815 005
7903900000	Zinc powders and flakes	143 687	1 290 805	444 620	4 141 187
7904000000	Zinc wire, bars, rods, profiles and wire	489	173 190	5 698	874 501
7905003000	Zinc foil a thickness < 0.25 mm	8	141 327	3 364	137 529
7905009000	Zinc plates, sheets, strip and foil > 0.25 mm	78 364	2 298 708	275 197	2 579 216
7907003000	Gutters, roof capping, skylight frames & oth fabricated building cor	37 288	146 195	35 579	263 905
7907004000	Zinc tubes, pipes, tube, pipe fittings (for couplings, elbows, sleeves)	1 214	320 040	12 688	777 228
7907009100	Other cigarette cases or boxes ashtrays	591	1 039	745	7 842
7907009200	Other household articles	14	7 490	186	8 284
7907009910	Elec. plating anodes, stencil plates, nail, tacks, nuts, bolt, screws, & si	7 835	629 637	58 677	2 133 123
7907009990	Oth articles of zinc	76 143	2 313 506	226 424	5 678 590
8001100000	Unwrought tin, not alloyed	0	69 133	0	358 738
8001200000	Unwrought tin alloys	24 945	393 382	707 548	3 989 088
8003001000	Tin bars, rods, profiles and wire soldering	4 497	64 355	155 956	1 925 660
8003009000	Tin bars, rods, profiles and wire not soldering	51 529	484 642	739 601	8 304 165
8007002000	Other articles of tin, plates, sheets and strip thickness > 0,2 mm	2	108 970	537	243 481
8007003000	Tin-foil (whether or not printed or backpaper, etc), thick < 0,2 mm, r	0	169	0	22 976
8007004000	Tin-Tubes, pipes & tube/ pipe fitting (for example, couplings, elbows	6 309	32 879	18 092	77 780
8007009100	Cigarette cases and boxes, ashtrays of tin	0	257	0	9 139
8007009200	Other household articles of tin	0	53	0	2 208
8007009990	Other articles of tin	14 566	175 867	69 058	643 424
8101110000	Tungsten (wolfram) powders	0	3 249	0	190 705
8101940000	Unwrought tungsten, including bars and rods obtained simply by si	760	3 891	93 144	514 861
8101960000	Tungsten wire	5 579	386 836	190 270	3 236 718
8101970000	Tungsten waste and scrap	0	1 605	0	418 879
8101991000	Tungsten bar & rods, oth than those obtained by sintering, profiles	556	1 546	20 201	85 356

I.3. IMPOR MENURUT KOMODITI / IMPORT BY HS COMMODITY
***** AGUSTUS/ AUGUST 2013 *****

HS	Uraian Komoditi Commodity Description	Berat Bersih / Net Weight (Kg)		Nilai / Value C.I.F (US\$)	
		Bulan ini Current Month	Kumulatif Cum.Jan. to date	Bulan ini Current Month	Kumulatif Cum.Jan. to date
8101999000	Other articles of tungsten thereof including waste & scrap	291	10 357	37 414	438 127
8102100000	Molybdenum powders	483	2 491	2 322	48 065
8102940000	Unwrought molybdenum, including bars and rods obtained simply	0	48	0	266
8102950000	Molybdenum bar & rods, other than those obtained simply by sintering, profile	10	1 748	337	5 450
8102960000	Molybdenum wire	3 242	34 254	60 253	803 867
8102990000	Other molybdenum	50	734	687	44 445
8103200000	Unwrought tantalum, including bars and rods obtained simply by sintering	5 166	116 871	1 300 793	20 175 645
8103300000	Tantalum waste and scrap	0	72	0	53 318
8103900000	Other tantalum	3	234	3 076	132 780
8104110000	Magnesium containing at least 99.8 % by weight of magnesium	486	1 645 008	1 050	4 670 599
8104190000	Other unwrought magnesium	662	23 636	2 017	54 080
8104300000	Magnesium raspings, turnings & granules, graded according to size;	11 656	46 381	177 426	545 266
8104900000	Other magnesium	279	97 833	1 964	284 439
8105201000	Unwrought cobalt	0	300	0	21 440
8105209000	Mattes cobalt; cobalt powders	2 000	18 385	53 800	470 664
8105900000	Other cobalt mattes	824	6 169	134 619	633 679
8106009000	Other bismuth and articles thereof	1 000	4 330	26 885	83 901
8107200000	Unwrought cadmium, powders	0	20	0	2 477
8107900000	Other cadmium and articles thereof	0	218	0	5 807
8108200000	Unwrought titanium powders	500	7 896	3 672	45 595
8108900000	Other titanium and articles thereof	13 676	139 407	395 485	3 746 361
8109200000	Unwrought zirconium powders	8 226	36 532	2 220	29 552
8109900000	Other zirconium and articles thereof	1 314	12 118	9 460	94 679
8110100000	Unwrought antimony powders	24 000	344 383	250 920	3 633 283
8110900000	Other antimony and articles thereof	0	43 707	0	271 920
8111000000	Manganese and articles thereof, including waste and scrap	4 250	63 685	47 813	283 412
8112120000	Unwrought beryllium powders	0	8 858	0	16 201
8112190000	Other beryllium and articles thereof	1 723	15 520	4 310	461 104
8112210000	Unwrought chromium powders	6 440	25 924	108 789	372 680
8112290000	Other Chromium and articles thereof	0	1 069	0	62 121
8112920000	Thallium unwrought waste and scrap powders	0	84	0	655
8113000000	Cermets and articles thereof, including waste and scrap	0	762	0	6 814
8201100000	Hand tools spades and shovels	6 639	45 822	4 374	45 759
8201301000	Hoes (mammooties) and rakes	0	8 178	0	3 275
8201309000	Mattocks and picks	7	20 309	12	41 128
8201400000	Axes, bill hooks and similar hewing tools	7 424	12 062	2 118	6 280
8201500000	Secateurs & similar one-handed pruners and shears (including poultry	4 227	102 038	9 593	173 524
8201600000	Hedge shears, two-handed pruning shears and similar two-handed shears	0	95	0	2 026
8201900000	Other hand tools of a kind used in agriculture, horticulture or forestry	0	26 907	0	92 553
8202100000	Hand saws	104 769	1 546 909	138 237	1 925 819
8202201000	Band saw blades	35	24 572	1 314	243 549
8202209000	Sparepart band saw blades	116 235	740 342	374 826	2 326 418
8202311000	Circular saw blades with working part of steel	122	19 560	14 406	255 274
8202319000	Sparepart circular saw blades with working part of steel	11 342	206 374	228 071	1 173 010
8202390000	Other circular saw blades including parts	56 104	456 282	238 296	1 916 707
8202400000	Chain saw blades	4 325	105 597	7 235	336 329
8202910000	Straight saw blades for working metal	2 653	40 253	30 107	150 765
8202991000	Straight saw blades	2 508	77 505	40 757	647 050
8202999000	Other saw blades	63 501	525 637	419 197	2 111 402
8203100000	Files, rasps and similar tools	67 073	567 608	65 110	983 284
8203200000	Pliers (including cutting pliers), pincers, tweezers and similar tools	143 093	2 550 497	297 956	4 615 605
8203300000	Metal cutting shears and similar tools	20 249	399 482	67 059	1 643 419
8203400000	Pipe-cutters, bolt croppers, perforating punches, and similar tools	35 145	375 297	179 039	1 504 371
8204110000	Hand operated spanners and wrenches non adjustable	235 573	3 336 011	492 689	6 545 881
8204120000	Hand operated spanners and wrenches adjustable	146 291	1 815 742	432 961	5 312 349
8204200000	Interchangeable spanner sockets, with or without handles	86 966	1 002 607	236 770	2 768 589
8205100000	Drilling, threading or tapping tools	54 868	615 988	398 037	3 223 795
8205200000	Hammers and sledge hammers	246 959	4 838 290	367 055	6 443 565
8205300000	Planes, chisels, gouges and similar cutting tools for working wood	28 362	870 660	41 217	1 022 125
8205400000	Screwdrivers	131 285	2 000 007	374 321	4 406 822
8205511000	Flat irons	12	843	168	9 126
8205519000	Other household tools	15 095	101 005	109 610	692 831
8205590000	Other hand tools, other than household tools	241 537	3 034 767	1 355 203	10 302 853
8205600000	Blow lamps	0	173	0	5 700
8205700000	Vices, clamps and the like	81 640	1 812 452	556 525	10 421 411
8205900000	Other including sets of articles of two or more subheadings of this I	248 722	865 489	7 537 088	17 519 872
8206000000	Tools of two or more of the headings 82.02 to 82.05 put up in sets for	165 152	1 048 380	724 662	6 375 531
8207130000	Rock drilling or earth boring tools with working part of cermets	14 344	97 400	377 399	2 581 994
8207190000	Other rock drilling / earth boring tools, including parts	93 376	888 585	3 457 553	31 103 830
8207200000	Dies for drawing or extruding metal	203 813	716 662	2 691 441	16 229 264
8207300000	Tools for pressing, stamping or punching	302 874	3 811 632	4 978 744	65 346 038

I.3. IM POR MENURUT KOM ODITI / IM PORT BY HS COM M ODITY
***** AGUSTUS/ AUGUST 2013 *****

HS	Uraian Komoditi Commodity Description	Berat Bersih / Net Weight (Kg)		Nilai / Value C.I.F (US\$)	
		Bulan ini Current Month	Kumulatif Cum.Jan. to date	Bulan ini Current Month	Kumulatif Cum.Jan. to date
8207400000	Tools for tapping or threading	11 245	161 913	905 159	6 971 557
8207500000	Tools for drilling, other than for rockdrilling	130 478	1 131 005	909 721	10 049 339
8207600000	Tools for boring or broaching	10 649	77 904	323 318	2 552 854
8207700000	Tools for milling	8 595	135 202	381 928	4 146 053
8207800000	Tools for turning	6 994	258 284	442 673	5 831 232
8207900000	Other interchangeable tools	52 710	969 427	1 391 414	19 791 340
8208100000	Knives and cutting blades for metalworking	19 685	238 981	498 854	5 452 284
8208200000	Knives and cutting blades for woodworking	31 241	590 042	209 372	4 433 469
8208300000	Knives&cutting blades f kitchen app'es /for mach. used by the food	497	64 189	52 997	366 770
8208400000	Knives&cutting blades for agricultural , horticultural or forestry ma	45 877	268 533	686 208	1 724 939
8208900000	Other knives and cutting blades formachines or for mechanical app	164 349	1 535 301	1 761 647	14 532 622
8209000000	Plates, sticks, tips and the like for tools,	266 137	431 370	1 745 774	12 168 665
8210000000	Hand-operated mechanical appliances,weighing	81 510	750 537	84 678	862 513
8211100000	Knives with cutting blades,serrated ornot and sets of assorted artic	25 901	78 337	155 300	598 329
8211910000	Table knives having fixed blades	29 026	192 060	119 200	820 866
8211925000	knives ,fix blades, handle of base metalfor agricultural, horticultur	1 814	24 471	60 356	575 078
8211929010	Flick/ spring knives,hunting,diving& scouts knives,penknives,blades	3 697	26 599	16 848	93 177
8211929090	Other knives having fixed blades withhandle of base metal	33 158	204 814	638 169	2 252 645
8211932010	Knives,oth than fixed blades,with handle base metal, for agricultur	463	7 527	2 040	10 244
8211932090	Knives,oth than fixed blades,handle oththan metal, for agricultural	400	6 682	775	33 595
8211939000	Knives having other than fixed bladeswith handle of base metal	4 111	47 900	27 043	127 689
8211941000	Blades for knife of kind used foragriculture,horticulture/ forestry	64	1 673	2 620	15 168
8211949000	Blades with handle of base metal	5 117	159 975	33 506	891 798
8211950000	Knives with handles of base metal	8 330	60 467	19 608	163 841
8212100000	Razors	15 589	585 662	128 900	14 554 177
8212201000	Safety razor blades with double-edgedrazor blades	0	308 461	0	3 799 398
8212209000	Other razors and razor blades includingrazor blade blanks in strips	29 994	321 338	87 501	3 357 443
8212900000	Other parts of razors and razor blade	25 694	43 879	27 745	171 427
8213000000	Scissors, tailors' shears and similarshearsand blade thereof	157 192	1 207 198	249 397	2 114 420
8214100000	Ppr knives,ltr openers,erasing knives ,pencil sharpeners and blade	102 635	1 759 646	173 176	1 776 863
8214200000	Manicure or pedicure sets andinstruments including nail files	53 530	513 089	104 873	1 096 913
8214900000	Other articles of cutlery	106 645	1 083 977	169 922	2 001 020
8215100000	Spoons,forks,ladles,skimmer, cake serv. & fish knives sets of assort	48	8 900	569	24 072
8215200000	Similar kitchen and tableware, othersets of assorted articles	56 914	624 690	85 153	1 228 242
8215910000	Similar kitchen and tableware platedwith precious metal	4	14 770	64	41 309
8215990000	Other similar kitchen and tableware	179 801	3 589 491	435 953	5 904 474
8301100000	Padlocks	392 170	4 125 761	815 774	7 389 709
8301200000	Locks of a kind used for motor vehicles	214 252	2 083 298	2 471 924	24 977 714
8301300000	Locks of a kind used for furniture	305 661	3 563 637	476 591	4 692 103
8301401000	Handcuffs	64	37 603	5 564	148 837
8301409000	Other padlocks and locks	944 858	8 442 058	1 646 119	14 521 043
8301500000	Clasps and frames with clasps,incorporating locks	11 228	168 871	151 170	1 332 126
8301600000	Parts of padlocks and locks	338 431	3 002 397	2 572 786	18 151 095
8301700000	Keys presented separately	32 223	438 864	346 613	4 506 078
8302100000	Hinges	1 236 216	14 624 986	1 799 140	18 260 177
8302201000	Castors of a diameter > 100 mm but < 250 mm	77 585	385 475	49 464	463 667
8302209000	Oth base metal mountings, fitting & similar articles	350 439	2 782 280	534 377	4 374 475
8302301000	Hasps	4 943	64 789	74 140	655 376
8302309000	Oth mountings, fittings and similararticles suitable for motor vehic	449 251	3 500 687	3 917 320	34 963 461
8302413100	Hasps suitable for building	73 145	832 978	47 888	681 775
8302413900	Bolts, hooks, eyes and staples suitablefor building	101 797	815 071	145 547	1 294 342
8302419000	Other mounting suitable for building	669 872	6 773 288	1 827 037	19 752 206
8302422000	Hasps suitable for furniture	119 470	949 384	70 194	646 037
8302429000	Bolts suitable for furniture	1 219 142	14 864 413	2 385 782	25 448 967
8302491000	Mounting of a kind suitable for saddlery	5 948	33 104	59 006	3 099 723
8302499100	Hasps	15 061	124 917	138 093	1 105 995
8302499900	Other mounting ; oth than of a kindsuitable for saddlery	237 878	3 240 079	474 225	6 366 105
8302500000	Hat-racks,hat-pegs, brackets and similar fixtures	93 016	938 700	482 040	3 951 012
8302600000	Automatic door closers	37 714	456 329	307 884	3 074 736
8303000000	Armoured/ reinforced safes,strong-boxesand doors and safe depos	348 060	2 501 105	831 705	5 211 967
8304001000	Filing cabinets or card-index cabinets	55 924	1 414 832	114 808	2 819 907
8304009100	Other similar office or desk equipmentof aluminium	2 568	48 280	66 063	498 248
8304009900	Other office or desk equipment of copperor of lead	66 048	1 113 016	515 142	4 033 696
8305101000	Fittings for double loop wire binders	3 733	407 242	46 386	1 232 891
8305109000	Fittings for loose-leaf binders or filesoh than double loop wire bin	147 510	1 513 378	431 537	4 082 182
8305201000	Staples in strips of a kind for officeuse	31 344	799 986	30 316	1 482 244
8305202000	Other staples in strips of iron or steel	758	104 147	17 092	305 449
8305209000	Other fitting for loose leaf binders orfiles for staples in strips	128 575	1 770 096	128 753	1 860 231
8305901000	Letter coners, paper clips, indexingtags office articles	18 696	348 262	37 426	707 128
8305909000	Other including parts	848 334	1 831 142	10 877 044	12 930 880
8306101000	Bells for cycles	7 314	90 174	11 079	176 682

I.3. IMPOR MENURUT KOMODITI / IMPORT BY HS COMMODITY
***** AGUSTUS/ AUGUST 2013 *****

HS	Uraian Komoditi Commodity Description	Berat Bersih / Net Weight (Kg)		Nilai / Value C.I.F (US\$)	
		Bulan ini Current Month	Kumulatif Cum.Jan. to date	Bulan ini Current Month	Kumulatif Cum.Jan. to date
8306102000	Bells, gongs and the like, of copper	385	941	2 215	5 762
8306109000	Bells, gongs and the like, oth than ofcopper	5 140	45 700	36 404	1 009 369
8306210000	Statuetes and other ornamen plated withprecious metal	0	5 065	0	9 947
8306291000	Statuetes and other ornamen, of copperor lead	1 484	14 289	2 355	24 275
8306292000	Statuetes and other ornamen, of nickel	6 579	7 159	41 978	47 345
8306293000	Statuetes and other ornamen, ofaluminium	0	523	0	15 378
8306299000	Other statuetes and other ornamen	13 247	82 844	54 868	298 707
8306301000	Photograph, picture or similar frames;mirrors : of copper	1 987	8 151	3 807	18 413
8306309100	Metalic mirrors reflecting trafficviews at road interstions/ sharp co	0	5 918	0	45 518
8306309900	Oth metallic mirrors reflecting trafficviews at road interstions/ shar	10 932	236 664	57 585	958 274
8307100000	Flexible tubing of base metal,withor without fitting of iron/steel	276 992	1 928 324	1 675 238	13 717 184
8307900000	Flexible tubing of base metal,withor without fitting of other base r	58 683	547 595	189 161	5 615 207
8308100000	Hooks, eyes and eyelets of base metal	263 295	2 668 978	2 734 628	27 241 707
8308200000	Tubular or bifurcated rivets of basemetal	32 065	311 115	790 637	4 280 465
8308901000	Including parts with beads of a kindused for travel goods	14 122	202 986	180 639	2 579 901
8308909010	Including parts with spangles of a kindused for clothing	1 215	13 611	2 903	124 561
8308909090	Claps, frames with claps, buckles,buckle-claps of base metal	203 474	2 353 734	2 052 811	23 473 760
8309100000	Crown corks, of base metal	24 306	191 391	108 498	971 908
8309901000	Capsules for bottles, of base metal	595	40 739	94 245	402 947
8309902000	Top ends of alum. Cans, of base metal	588 355	4 210 720	3 243 701	23 493 722
8309906000	Aerosol can ends, of tinplate, of basemetal	3 428	49 791	22 388	384 155
8309907000	Other caps for cans, of base metal	97 044	891 260	294 941	3 480 609
8309908100	Bottle and screw caps, of aluminium	0	12 029	0	145 190
8309908900	Seals & other packing accessoriesof aluminium	48 615	599 962	341 013	5 194 551
8309909100	Other of bottle and screw caps	1 527	59 644	14 673	570 854
8309909910	Bungs for metal drums; bung covers;seals;case corner protectors	61 394	209 478	625 642	2 112 680
8309909990	Threaded bungs for aluminiumcovers; seals;case corner protectors;	48 712	563 482	391 012	4 775 716
8310000000	Plates; Sgn , name, add & similar,numb,letter, of base metal, excl	20 765	242 661	372 003	3 260 224
8311100010	Coated electrodes of base metal,for electric arc-welding : In rolls	287 711	4 583 100	550 559	8 385 466
8311100090	Coated electrodes of base metal,for electric arc-welding, In oth th	2 311 148	15 086 621	6 488 625	39 838 592
8311202010	Cored wire of alloy stell,cont by weight4,5% / carbon / chromium,	464 368	4 385 766	534 259	6 560 960
8311202090	Cored wire of alloy stell,cont by weight4,5% / carbon / chromium,	20 917	468 651	35 087	923 190
8311209010	Part Core wire of alloy stell,contweight4,5% / carbon / chrom, in r	191 444	2 159 386	311 791	3 992 945
8311209090	Part Cored wire of alloy stell,contweight4,5% / carbon/chrom, in n	184 692	1 961 744	373 249	4 583 257
8311302010	Coat rod & Cored wire of alloy stell,cont weight 4,5% / carbon/chrc	183 211	1 900 568	962 892	4 951 867
8311302090	Coat rod & Core wire of alloy stell,contweight 4,5% / carbon / chrc	28 198	135 600	137 121	875 555
8311309010	Part coat rod & Cor wire of alloy stell,cont weight 4,5% / carbon/cl	498 889	4 305 406	1 065 815	11 541 440
8311309090	Part coat rod & Cor wire of alloy stell,cont weight 4,5% / carbon/ch	291 637	3 133 052	646 872	8 451 806
8311900000	Coated wire / cored with flux materialof kind used for soldering &	590 509	9 036 625	1 354 191	12 925 057
8401100000	Nuclear reactors	0	35 616	0	195 191
8401200000	Machinery & apparatus for isotopicseparation & parts thereof	79	77 931	2 254	673 661
8401300000	Fuel elements (cartridges),non-irradiated	0	1 217	0	29 282
8401400000	Parts of nuclear reactors	1 467	43 248	203 786	700 488
8402111000	Watertube boiler with steam production> 45 t/ h with electrical or	53 516	8 583 010	455 385	36 269 758
8402112000	Watertube boiler with steam production> 45 t/ h with not electric	18 250	2 733 349	40 988	8 186 210
8402121100	Watertube boilers elect. with a steam15 tons <= steam prod.< 45t	1 528 328	11 485 373	4 296 890	35 341 668
8402121900	Watertube boilers electric with a steamprod < 15 tons /hours	362 514	4 993 675	787 495	15 750 070
8402122100	Watertube boilers not elect. with steam15 tons <= steam prod.< 4	0	107 618	0	2 581 402
8402122900	Watertube boilers not elect with steamprod < 15 tons /hours	622 702	3 264 450	9 566 014	22 291 002
8402191100	Hybrid boilers with a steam production> 15t/ hour with electrically	0	4 029 599	0	12 829 974
8402191900	Hybrid boilers with a steam production< 15t/ hour with electrically	721 385	5 620 276	1 837 709	13 715 288
8402192100	Hybrid boilers not elect with a steamproduction exceeding 15t/ hc	897	177 181	1 508	231 052
8402192900	Oth hybrid boiler not elect with a steamproduction not exceeding	479 743	3 349 561	1 546 398	18 483 905
8402201000	Electric super heated water boilerselectrically operated	137 101	505 177	1 312 512	7 035 503
8402202000	Electric super heated water boilersnot electrically operated	0	1 416 661	0	7 942 382
8402901000	Part of boiler bodies or shells	61 813	3 110 221	243 635	29 688 395
8402909000	Oth than part of boiler bodies or shells	1 061 924	14 189 580	3 580 864	60 575 921
8403100000	Boilers of central heating boilersother than those of heading 84.02	12 004	951 571	146 804	2 844 262
8403901000	Boiler bodies or shells central heatingboilers oth than those of hea	0	188 544	0	510 357
8403909000	Oth Boiler bodies or shells central heatboilers oth than those of he	10 361	518 073	71 581	2 716 206
8404101010	Soot remover (soot blowers) for usewith boilers of heading 84.02	19 564	64 686	82 818	625 008
8404101090	Economiser ,super-heaters,gas revererswith boilers of heading 84.(5 512 908	22 435 928	25 224 827	98 776 123
8404102000	Economiser ,super-heaters,gas revererswith boilers of heading 84.(903	623 572	2 995	1 505 005
8404200000	Condensers for steam or other vapourpower units	468 633	1 622 338	8 544 117	21 741 856
8404901100	Parts boiler bodies or shells of goodsof subheading 8404.10.10 :	817	7 804	7 146	37 591
8404901900	Part oth than boiler bodies or shells ofgoods of subheading 8404.1	399	1 933 233	5 393	5 569 866
8404902900	Part oth than boiler bodies or shellsof goods of subheading 8404.1	0	17 933	0	116 400
8404909000	Other parts of auxiliary machineryfor use with boilers	136 951	2 900 363	724 970	11 629 879
8405100000	Producer gas/ water gas generators,with or without purifiers; acety	10 002	726 241	503 100	8 100 112
8405900000	Part of producer gas/ water gas generat,with or without purifiers; e	63 518	2 737 734	1 750 947	27 840 061
8406100000	Turbines for marine propulsion	5 194	110 399	701 441	2 612 475

I.3. IM POR MENURUT KOMODITI / IM PORT BY HS COM M ODITY
***** AGUSTUS/ AUGUST 2013 *****

HS	Uraian Komoditi Commodity Description	Berat Bersih / Net Weight (Kg)		Nilai / Value C.I.F (US\$)	
		Bulan ini Current Month	Net Weight (Kg) Kumulatif Cum.Jan. to date	Bulan ini Current Month	Value C.I.F (US\$) Kumulatif Cum.Jan. to date
8406810000	Turbines oth than marine propulsion of an output exceeding 40 MW	27 677	7 875 509	3 381 124	50 083 598
8406820000	Turbines oth than marine propulsion of an output not exceeding 40 MW	545 792	4 236 684	5 781 994	37 005 641
8406900000	Part of turbines for marine propulsion	2 806 718	18 759 394	7 101 887	86 405 787
8407100000	Spark ignition reciprocating rotary internal combustion piston engines for	3 300	24 995	29 397	7 971 852
8407211000	Outboard motors of a power < 22.38 kw	515	17 049	1 764	315 466
8407219000	Outboard motors of a power > 22.38 kw	129 454	910 504	2 483 242	17 905 088
8407292000	Other than outboard motors of a power <= 22.38 kw	26 264	250 846	17 357	380 017
8407299010	Outboard motors of a power > 22.38 kw but not exceeding 100 kw	25 043	129 717	20 716	541 177
8407299090	Outboard motors of a power > 100 kw	27 490	401 987	244 144	3 233 826
8407310000	Reciprocating piston engine of vehicle of heading 87 , capacity <=50	58	359	1 602	5 634
8407321100	Reciprocating piston engine of vehicles of heading 87.01 , 50cc< capacity	0	40 535	0	604 471
8407321200	Reciprocating piston engine of vehicles of heading 87.11 , 50cc< capacity	0	12 751	0	99 397
8407321900	Reciprocating piston engine of vehicle of heading 8701,8711 with capacity <= 1	19 551	222 198	56 723	1 683 432
8407322100	Reciprocating piston engine of vehicles of heading 87.01 , 110cc< capacity	0	9 011	0	22 083
8407322200	Reciprocating piston engine of vehicles of heading 87.11 , 110cc> capacity	17 154	263 931	9 378	1 495 798
8407322900	Reciprocating piston engine of vehicle of heading 8701,8711 with >110 cc cap <	1 204	315 378	26 390	5 626 013
8407332000	Reciprocating piston engine of vehicles of heading 87.11 , 250cc> capacity <	0	7 347	0	85 450
8407339000	Reciprocating piston engine of vehicles of heading 8701,8711 with capacity <= 1	5 245	33 636	110 895	712 598
8407345000	Fully assembled for other vehicle of heading 8701 with cylinder capacity < 1100 cc	66	522	3 411	20 990
8407346000	Fully assembled for other vehicle of heading 8711 with cylinder capacity < 1100 cc	633	20 680	8 802	607 105
8407347100	Fully assembled of a cylinder capacity not exceeding 2000 cc	1 087 282	7 769 721	9 425 343	81 754 985
8407347200	Fully assembled of > 2000 cc a cylinder capacity < 3000 cc	0	19 193	0	401 375
8407347300	Fully assembled of a cylinder capacity exceeding 3000 cc	95 283	471 054	2 509 208	13 401 535
8407349100	Fully assembled for pedestrian controlled tractors of cylinder capacity <1100	22	919	1 759	7 914
8407349300	Fully assembled for other vehicles of heading 8711	9 121	69 558	382 300	2 945 800
8407349400	Fully assembled for other vehicles of cylinder capacity not exceeding	107	1 788	4 959	66 808
8407349500	Fully assembled for other vehicles of > 2000 cc cylinder capacity < 30	128	247	6 207	10 283
8407349900	Fully assembled for other vehicles of cylinder capacity exceeding 300	19 606	71 218	394 417	1 316 441
8407901000	Other engines of a power not exceeding 18,65 kw	371 770	4 392 970	1 951 610	20 764 297
8407902000	Other engines of a power exceeding 18,65 kw but not exceeding 22,38 kw	0	12 709	0	47 106
8407909000	Other engines of a power exceeding 22,38 kw	31 540	1 090 417	92 997	2 884 569
8408101000	Marine propulsion engines, of a power not exceeding 22.38 kw	7 087	378 634	42 058	1 841 350
8408102000	Marine propulsion engines, of a power exceeding 22.38 kw but not exceeding 100	239 268	2 834 869	388 156	4 112 909
8408109010	Marine propulsion engines, of a power exceeding 100 kw but not exceeding 750	153 894	1 646 258	242 436	11 753 918
8408109090	Marine propulsion engines, of a power exceeding 750 kw	416 914	3 607 121	7 974 841	66 900 473
8408201000	Fully assembled for vehicles of subheading 8701.10	4 203	386 099	11 165	1 666 648
8408202100	Fully assembled for vehicles of subheading 8701.10 of cylinder capacity <2000 cc	410 603	3 782 154	4 105 331	17 510 174
8408202200	Fully assembled for vehicles of subheading 8701 of >2000 cc cylinder capacity <35	1 045 933	7 426 055	13 343 026	93 640 164
8408202310	Fully assembled for vehicles of subheading 8701.10 of cylinder capacity > 3500 cc	37 234	4 412 047	1 426 513	8 988 051
8408202320	Fully assembled for vehicles of subheading 8701.10 of cylinder capacity > 20000 cc	3 508	128 372	122 556	4 657 439
8408209300	Other for vehicles of subheading 8701.10	0	62 286	0	687 043
8408209400	Other for vehicles of subheading 8701.10 with cylinder capacity < 2000 cc	0	30	0	3 338
8408209500	Other for vehicles of subheading 8701.10 with > 2000 cc cylinder capacity	1 703	2 987	29 462	30 462
8408209610	Other for vehicles of subheading 8701.10 with > 3500 cc cylinder capacity	53 289	531 579	478 349	5 808 167
8408209620	Other for vehicles of subheading 8701.10 with cylinder capacity > 20000 cc	9 786	82 345	211 348	1 378 176
8408901000	Other engines with power < 18,65 kw	805 729	7 855 206	2 079 393	13 416 649
8408905020	Other engines with power > 100 kw for railway locomotives or tractors	0	10 620	0	252 208
8408905030	Other engines with power > 100 kw for heading 8429 or 8430	168 869	1 467 286	2 343 842	16 000 069
8408905090	Other engines with power > 100 kw for heading 8429 or 8430	156 727	2 133 934	2 435 896	11 695 181
8408909100	Engine of power exceeding 100 kw other for machinery heading 8429 or 8430	228 356	1 659 762	3 453 852	26 648 820
8408909910	Compression with diesel or semi-diesel of railway locomotive or tractor	148 345	150 781	1 741 540	1 772 186
8408909990	Compression with diesel or semi-diesel other for railway locomotive or tractor	258 230	15 256 348	678 869	22 900 218
8409100000	Parts suitable for use with the engine of heading 8407 or 8408 of a	22	28 607	4 098	193 629
8409911100	Combustion piston engine for machinery of heading 8429 or 8430 of carburetor	15 343	152 047	1 536 128	5 800 689
8409911200	Combustion piston engine for machinery of heading 8429 or 8430 of cylinder	3 035	48 603	28 140	349 211
8409911300	Cylinder liners with internal diameter 50 mm <= 155 mm of heading 8	1 079	18 169	17 992	262 260
8409911400	Other cylinder liners with internal diameter 50 mm <= 155 mm of heading	3 957	49 964	83 118	692 967
8409911500	Cylinder heads & head covers for machinery heading 8429 or 8430	6 616	53 859	189 764	1 526 178
8409911600	Pistons with an external diameter of 50 mm <= 155 mm of heading 84	8 281	469 228	120 382	3 395 584
8409911700	Other pistons with an external diameter of 50 mm <= 155 mm of heading	3 886	78 635	91 039	989 713
8409911800	Piston rings & gudgeon pins for machinery heading 8429 or 8430	9 263	47 230	171 387	986 120
8409911900	Other parts suitable for use with the engine machinery heading 8429	76 895	435 648	1 732 030	7 045 622
8409912100	Carburetors & parts thereof of vehicles of heading 8701	56	20 458	3 326	394 463
8409912200	Cylinder blocks for machinery heading 8701	418	27 763	15 634	193 633
8409912300	Cylinder liners with internal diameter 50 mm <= 155 mm of heading	18	78	3 013	3 567
8409912400	Other cylinder liners with internal diameter 50 mm <= 155 mm of heading	42	20 234	1 423	276 291
8409912500	Cylinder heads & head covers for machinery heading 8701	11 521	64 520	42 731	454 379
8409912600	Pistons with an external diameter of 50 mm <= 155 mm of heading	0	708	0	23 533
8409912700	Other pistons with an external diameter of 50 mm <= 155 mm of heading	52	10 166	1 086	166 275
8409912800	Piston rings & gudgeon pins for machinery heading 8701	544	22 358	49 008	989 353
8409912900	Other parts suitable for use with the engine machinery of heading 87	298	13 440	9 322	294 694

I.3. IMPOR M ENURUT KOM ODITI / IM PORT BY HS COM M ODITY
***** AGUSTUS/ AUGUST 2013 *****

HS	Uraian Komoditi Commodity Description	Berat Bersih / Net Weight (Kg)		Nilai / Value C.I.F (US\$)	
		Bulan ini Current Month	Kumulatif Cum.Jan. to date	Bulan ini Current Month	Kumulatif Cum.Jan. to date
8409913100	Carburettors & parts there of vehicles of heading 8711	59 233	885 559	1 983 556	28 710 091
8409913200	Cylinder blocks; crank cases for machinery of heading 8711	66 187	847 498	844 280	13 156 745
8409913400	Cylinder liners for machinery of heading 8711	32 060	406 763	338 929	2 601 295
8409913500	Cylinder heads & head covers for machinery of heading 8711	57 547	137 580	662 051	2 343 672
8409913700	Pistons for machinery of heading 8711	44 526	383 258	412 905	4 740 312
8409913800	Piston rings & gudgeon pins for machinery of heading 8711	30 508	150 706	871 278	7 218 243
8409913900	Oth parts suitable for use with the engine for machinery of heading 87	237 852	2 052 538	5 735 748	59 628 920
8409914100	Carburettors & parts there of vehicles of heading 87	120 852	936 209	2 274 935	20 561 239
8409914200	Cylinder blocks; crank cases for machinery of heading 87	1 153 211	10 698 953	9 363 312	91 918 438
8409914300	Cylinder liners with internal diameter 50 mm <= 155 mm of heading 87	322	8 783	4 992	126 329
8409914400	Other cylinder liners with the engine for machinery of heading 87	22 923	450 211	196 013	3 774 486
8409914500	Cylinder heads & head covers for machinery of heading 87	229 395	861 398	1 703 239	7 016 745
8409914600	Pistons with an external diameter of 50 mm <= 155 mm of heading 87	50 445	597 340	651 631	6 398 728
8409914700	Oth pistons with an external diameter 50 mm <= 155 mm of heading 87	127 516	741 228	830 003	9 968 995
8409914800	Piston rings & gudgeon pins for machinery heading 87	195 112	587 083	757 171	13 821 707
8409914900	Oth parts suitable for use with the engine for machinery of heading 87	1 224 000	9 745 125	12 775 890	117 332 252
8409915100	Cyl block, crank case, marine propul eng power <= 22.38 kw for vessel	1 906	18 019	29 546	1 991 566
8409915200	Cyl liners, power < 22,38 kw of diamtr => 50 mm < 155 mm for vessel	48	20 486	2 760	162 385
8409915300	Oth cyl liners, power < 22,38 kw for vessel of heading 89	39	25 754	129	41 850
8409915400	Pistons, power < 22,38 kw of diamtr => 50 mm < 155 mm for vessel o	20 946	154 626	316 469	2 203 553
8409915500	Oth pistons, power < 22,38 kw for vessel of heading 89	158	55 201	5 824	1 393 307
8409915900	Oth suitable for use with the engine of power < 22,38 kw for vssl of heading 87	42 182	458 089	436 600	7 362 654
8409916100	Cyl block, crank case, marine propul eng power > 22.38 kw for vessel	6 801	26 479	14 388	223 668
8409916200	Cyl liners, power > 22,38 kw of diamtr => 50 mm < 155 mm for vessel	81 661	178 635	101 858	285 555
8409916300	Oth Cyl liners, power > 22,38 kw of diamtr => 50 mm < 155 mm for vessel	52 259	391 420	422 390	2 571 554
8409916400	Pistons, power > 22,38 kw of diamtr => 50 mm < 155 mm for vessel o	856	8 676	16 920	41 935
8409916500	Other piston for marine propulsion engines of power > 22.38 kw	378	10 876	4 971	146 709
8409916900	Oth suitable for use with the engine of power > 22,38 kw for vssl of heading 87	31 007	335 671	206 506	1 181 590
8409917100	Carburettors & parts there of other engine	6 544	73 796	262 797	1 310 238
8409917200	Cylinder blocks for other engine	156 706	2 101 264	121 356	1 828 490
8409917300	Cyl liners for other engine with => 50 mm diameter < 155 mm	29 194	61 975	183 926	506 457
8409917400	Oth cyl liners for other engine	35 877	465 873	76 787	1 142 922
8409917500	Cyl heads & head covers for other engine	4 694	55 918	20 940	544 742
8409917600	Pistons for other engine with => 50 mm diameter < 155 mm	421	4 519	951	49 939
8409917700	Oth pistons for other engine	1 031	131 161	16 302	1 898 123
8409917800	Piston rings & gudgeon pins for other engine	491	26 774	10 464	127 808
8409917900	Other parts for engines	378 067	6 349 529	1 298 805	32 914 467
8409991100	Carburettors & parts there of for engine of machinery of heading 8429	36	11 206	1 659	299 832
8409991200	cylinder blocks for engine of machinery of heading 8429/8430	4 523	154 054	155 414	3 581 865
8409991300	Cyl liners for engine mach head 8429/8430 with => 50 mm diameter <	1 721	18 856	3 709	76 016
8409991400	Other cylinder liners for engine of machinery of heading 8429/8430	17 688	164 089	601 842	4 397 922
8409991500	Cylinder head & head covers for engine of machinery of heading 8429/	11 649	229 969	342 371	5 959 617
8409991600	Pistons for engine mach of heading 8429/8430 with => 50 mm diameter <	1 370	4 994	4 242	63 226
8409991700	Other piston for engine of machinery of heading 8429/8430	1 510	58 226	114 256	895 224
8409991800	Piston rings & gudgeon pins for engine of machinery of heading 8429	226	19 818	5 744	385 761
8409991900	Other engine of machinery of heading 8429 or 8430	36 961	394 712	429 949	4 673 052
8409992100	Carburettors & parts there of for engine of vehicles of heading 8701	2 559	63 284	5 507	90 438
8409992200	Cylinder blocks for engine of vehicles of heading 8701	13 928	287 837	95 161	521 667
8409992300	Cyl liners for engine of vehicles of heading 8701 with => 50 mm diameter < 155 mm	37	1 177	2 108	22 530
8409992400	Other cylinder liners for engines of vehicles of heading 8701	0	7 819	0	58 807
8409992500	Cyl heads & head covers for engines of vehicles of heading 8701	1 789	10 589	65 952	282 927
8409992600	Pistons for engine of vehicle heading 8701 with => 50 mm diameter < 155 mm	43	619	285	20 496
8409992700	Oth pistons for engines of vehicles of heading 8701	30	2 818	2 028	37 337
8409992800	Piston rings & gudgeon pins for engines of vehicles of heading 8701	84	299	4 380	14 776
8409992900	Other for engines of vehicles of heading 8701	14 573	294 296	87 238	490 493
8409993100	Carburettors & parts there of for engine of vehicles of heading 8711	0	17 873	0	36 347
8409993200	Cylinder blocks; crank cases for engines of vehicles of heading 8701	0	3 648	0	10 920
8409993300	Cylinder liners for engines of vehicles of heading 8711	0	970	0	21 181
8409993400	Cyl heads & head covers for engines of vehicles of heading 8711	31	159	1 021	6 330
8409993500	Pistons for engines of vehicles of heading 8711	371	4 587	6 074	76 269
8409993600	Piston rings & gudgeon pins for engines of vehicles of heading 8711	407	6 595	25 024	627 799
8409993900	Other for engines of vehicles of heading 8711	36 118	403 210	942 414	11 399 621
8409994100	Carburettors & parts there of for engine of other vehicles of chapter 87	742	577 918	1 517	7 716 046
8409994200	Cylinder blocks; crank case for engines of other vehicles of chapter 87	547 898	4 853 216	7 374 450	64 694 241
8409994300	Cyl liners for engine of other vehicle of chapter 87 with => 50 mm diameter < 155 mm	6 149	48 523	94 981	822 792
8409994400	Other cylinder liners for engines of other vehicles of heading 8701	10 711	215 601	78 765	1 181 102
8409994500	Cyl heads & head covers for engines of other vehicles of chapter 87	128 020	1 398 633	1 553 906	17 276 212
8409994600	Pistons for engine of other vehicle of chapter 87 with => 50 mm diameter < 155 mm	16 303	122 098	126 880	1 324 676
8409994700	Other piston for engines of other vehicles of chapter 87	4 673	265 672	46 960	1 509 537
8409994800	Piston rings & gudgeon pins for engines of other vehicles of chapter 87	21 860	355 917	271 902	3 617 226
8409994900	Other for engines of other vehicles of chapter 87	703 923	7 641 560	9 792 846	102 217 106

I.3. IM POR MENURUT KOMODITI / IM PORT BY HS COMMODITY
***** AGUSTUS/ AUGUST 2013 *****

HS	Uraian Komoditi Commodity Description	Berat Bersih / Net Weight (Kg)		Nilai / Value C.I.F (US\$)	
		Bulan ini Current Month	Net Weight (Kg) Kumulatif Cum.Jan. to date	Bulan ini Current Month	Value C.I.F (US\$) Kumulatif Cum.Jan. to date
8409995100	Cyl block crank case,marine propuls.eng, power<= 22.38kw for vss	357	1 417	6 009	19 979
8409995300	Other cylinder liners for engines vsslof chapter 89 wit power < 22,3	231	20 963	1 308	72 983
8409995500	Other piston for eng of vssl of chap 89 with mar propul eng of pow	0	4 917	0	93 830
8409995900	Oth.for vssls chapt.89,marine propul eng of a power<= 22.38 kw,cr	4 632	45 176	71 439	211 401
8409996100	Cyl.block,crank case,marine propuls.eng, power>= 22.38kw for vss	161	10 096	5 709	150 988
8409996200	Cyl liners for vssl eng >= 22,38 kw of=>50 mm diamtr <= 155 mm c	1 223	53 154	24 783	1 877 180
8409996300	Other cylinder liners for marinepropulsion engines of power > 22,3	19 655	184 447	49 343	534 509
8409996400	Pistons for vssls eng >= 22,38 kw of=>50 mm diamtr <= 155 mm of	859	115 140	6 227	2 252 443
8409996500	Other piston for marine propulsionengines of power > 22,38 kw	1 046	163 154	84 857	795 849
8409996900	Other for marine propulsion enginesof a power > 22,38 kw	435 545	3 975 252	2 989 355	31 709 174
8409997100	Carburettors & parts there of forother engines	8 429	68 058	16 352	365 287
8409997200	Cylinder blocks for other engines	1 670	83 377	65 652	2 159 529
8409997300	Cylinder liners for other engines with=>50 mm diamtr <= 155 mm	1 052	2 570	1 232	2 931
8409997400	Other cylindr liners for other engines	12 303	114 989	121 075	1 231 686
8409997500	Cyl heads & head covers for other engine	9 476	133 412	288 450	2 139 478
8409997600	Pistons for other engines with=>50 mm diamtr <= 155 mm	2 528	18 076	33 879	286 876
8409997700	Oth pistons for other engines	8 453	167 674	128 922	3 020 642
8409997800	Pistons rings & gudgeon pins forother engines	4 435	50 935	51 726	423 744
8409997900	Other than for engines	607 467	7 660 073	4 867 197	27 681 614
8410110000	Hydraulic turbine & water wheelsof power <= 1,000 kw	721	190 793	6 445	1 409 522
8410120000	Hydraulic turbines and water wheels of>1,000 kw power < 10,000	0	486 066	0	2 875 833
8410130000	Hydraulic turbines and water wheels ofwith a power exceeding 10	0	1	0	45
8410900000	Parts, including regulators ofhydraulic turbins and water wheels	75 655	707 250	1 476 497	5 676 164
8411110000	Turbo-jets of a thrust not exceed 25 kn	31 896	510 130	552 211	6 267 287
8411120000	Turbo-jets of a thrust exceeding 25 kn	0	97 694	0	97 083 801
8411210000	Turbo-propellers of a powernot exceeding 1,100 kw	3 450	47 763	140 720	2 732 993
8411220000	Turbo-propellers of a powerexceeding 1,100 kw	1 894	30 586	205 773	5 043 451
8411810000	Other gas turbines of a powernot exceeding 5,000 kw	234	53 124	500	8 436 240
8411820000	Other gas turbines of a powerexceeding 5,000 kw	169 927	1 017 231	14 406 141	74 390 474
8411910000	Parts of turbo-jets/ turbo-propellers	9 696	32 526	43 787	2 775 572
8411990000	Oth Parts of turbo-jets/ turbo-propellers	1 062 336	7 434 396	23 571 818	235 514 468
8412100000	Reaction engines oth than turbo-jets	20 018	223 802	173 428	1 071 469
8412210000	Hydraulic power engines and motorswith linear acting (cylinders)	251 048	1 933 779	3 286 681	22 480 325
8412290000	Hydraulic power engines and motorswith other linear acting (cylind	356 024	1 556 509	3 614 502	25 727 020
8412310000	Pneumatic power engines and motors with linear acting (cylinders)	8 633	183 235	341 818	3 486 374
8412390000	Pneumatic power engines and motorswith other linear acting (cylind	21 708	311 225	436 015	4 595 980
8412800000	Oth engines and motors	70 328	727 389	264 770	8 701 681
8412901000	Parts of engines of subheading 8412.10	488	10 097	2 978	232 411
8412909000	oth parts of engines of subheading 841	182 512	1 812 635	5 008 793	24 732 854
8413110000	Pumps for dispensing fuel/ lubricants ofthe type used in fill station/	49 235	415 166	287 842	6 739 768
8413190000	OthPumps for dispens fuel/ lubricants ofthe type used in fill station	147 701	1 108 071	3 416 146	21 502 298
8413201000	Water pump for hand pump,oth than those of subheading 8413.11	32 204	441 117	113 326	1 310 465
8413209000	Oth Water pump for hand pump,oth than those of subheading 841	60 980	645 499	292 382	4 525 933
8413301200	Recipro/ rotary for water pumps/ fuel ofkind eng of mtr vhl head 87	315 604	1 950 613	3 239 753	38 184 471
8413301900	Reciprocating or rotary type for coolmed pumps for intern combu	123 361	1 862 061	916 117	22 372 043
8413302100	Centrifugal type for water pumps/ fuel ofkind eng of mtr vhl head 8	190 693	1 512 538	2 606 687	22 224 031
8413302900	Centrifugal type for cooling mediumpumps for intern combustion	34 184	195 838	542 385	2 543 011
8413309200	Other water pumps or fuel pumps of kindused for eng of mtr vhl h	304 960	3 349 516	11 812 470	103 171 748
8413309900	Other Cooling medium pumps for internalcombustion piston engin	275 578	2 499 051	6 356 828	57 363 146
8413400000	Concrete pumps	154 668	845 294	1 285 370	6 616 669
8413503000	Oth reciproc positif displacement pumps,of water pumps with flow	200 708	2 035 492	2 003 768	8 375 094
8413504000	Oth reciproc (+) displmnt pumps,of waterpumps with >8000m/ h fl	25 947	174 704	74 265	2 287 157
8413509000	Oth reciproc positif displacement pumps,of water pumps with flow	118 986	989 816	2 504 834	17 175 834
8413603010	Oth rotary positive displacement pumps,elctrly operated with flow	150	141 631	3 887	1 477 642
8413603020	Oth rotary positive displmnt pumps,notelctrly operated with flow	21 765	290 383	122 288	1 408 924
8413604000	Oth rotary (+) displmnt pumps,of waterpumps with>8000m/ h flow	2 188	24 190	59 856	249 530
8413609000	Oth rotary positive displacementpumps, with flow rate > 13000 m,	155 970	1 410 331	3 030 275	19 291 843
8413701100	Oth Ctrfgl pumps;sgl stage,water pmp forbelt drvr / drct coupl with	36 811	693 823	522 881	5 474 146
8413701900	Oth centrifugal pumps;single suctionhorizontal shaft water pumps	205 290	2 159 116	1 904 811	27 678 586
8413703100	Submersible water pumps with an inletdiameter <= 200 mm	58 115	1 267 951	252 322	5 106 796
8413703900	Submersible water pumps with an inletdiameter => 200 mm	176 592	823 533	3 460 822	12 736 689
8413704110	Oth water pumps of flow rate<8000m/h ofwith diamtr>200 mm of	175 508	2 499 416	488 708	10 134 085
8413704120	Oth water pumps of flow rate<8000m/h ofwith diamtr>200 mm of	86 126	1 657 862	652 971	12 043 927
8413704900	Oth water pumps of flow rate<8000m/hwith inlet diameter > 200	29 901	795 385	2 064 482	6 648 843
8413705100	Oth water pumps with > 8000 m/h flowrate <= 13000 m/h of dian	227	11 476	12 780	275 496
8413705900	Oth water pumps with flow rate>13000 m/hwith an inlet diameter	17 872	139 770	279 121	2 955 389
8413709100	Oth pumps with shafts common with theprime mover of an inlet d	6 660	71 898	118 168	883 479
8413709900	Oth pumps with shafts common with theprime mover of an inlet d	393 577	3 383 220	5 475 556	44 871 771
8413811110	Water pump with flow rate <= 8000 m/hwith electrically operated	54 854	823 580	134 233	3 997 580
8413811120	Water pump with flow rate <= 8000 m/hwith not electrically oper	260 453	3 598 474	524 419	6 675 511
8413811200	Water pump with > 8000 m/hflow rate <= 13000 m/h	3 775	690 783	10 863	3 505 611

I.3. IMPOR M ENURUT KOM ODITI / IM PORT BY HS COM M ODITY
***** AGUSTUS/ AUGUST 2013 *****

HS	Uraian Komoditi Commodity Description	Berat Bersih / Net Weight (Kg)		Nilai / Value C.I.F (US\$)	
		Bulan ini Current Month	Kumulatif Cum.Jan. to date	Bulan ini Current Month	Kumulatif Cum.Jan. to date
8413811900	Water pump with flow rate >= 13000 m/h	253 268	3 253 709	3 264 210	37 722 290
8413820010	Liquid elevators with electrically operated	164 017	1 141 809	875 447	7 737 950
8413820020	Liquid elevators with not electrically operated	69 945	741 220	2 284 278	14 901 737
8413911000	Part of pumps subheading 8413.20.10	558 885	4 979 373	498 705	4 259 774
8413912000	Part of pumps subheading 8413.20.90	4 449	233 534	266 782	2 181 097
8413913000	Part of pumps subheading 8413.70.11 and 8413.70.19	74 985	460 682	553 479	3 789 433
8413914000	Part of other centrifugal pumps	255 367	5 362 306	3 839 773	31 599 049
8413919000	Part of other pumps	831 336	9 903 253	8 618 158	93 826 193
8413920000	Part of liquid elevators	4 205	78 717	115 947	1 089 093
8414100000	Vakum pumps	41 254	964 873	1 075 106	12 821 286
8414201000	Hand or foot operated air pumps;for bicycle pumps	77 855	842 736	64 461	1 108 823
8414209000	Other Hand or foot operated air pumps	106 094	1 344 760	1 404 096	7 409 048
8414302000	Compressors of kind used in refrigeratequipment for automotive /	79 330	782 376	1 507 641	12 060 338
8414303000	Compressors of kind used in refrigeratequipment oth of seal unit f	4 265	208 143	51 397	1 647 868
8414304000	Compr kind refrgt eqp oth with cap refr>21.10 kw or displacmnt p	859 043	6 983 890	3 634 149	30 904 718
8414309000	Compr kind refrgt eqp oth with cap refr<21.10 kw or displacmnt p	3 319 001	33 463 938	14 806 373	180 837 673
8414400000	Air compressors mounted on a wheeled chasis for lowing	440 851	4 427 214	2 558 271	21 211 042
8414511000	Table fans and box fans	18 886	266 395	134 058	1 380 734
8414519100	Fans with protective screen	19 189	293 953	66 500	1 322 151
8414519900	Other fans with protective screen	25 975	161 610	529 953	1 773 050
8414592000	Explosion-proof air fans of kind used in underground mining with c	1 073	25 841	45 004	356 292
8414593000	Blower with capacity < 125 kw	122 565	1 179 400	827 709	9 362 633
8414594100	Fans of a capacity <125 kw with protective screen	0	4 192	0	19 672
8414594900	Oth fans of a capacity <125 kw with protective screen	4 130	109 642	124 440	1 815 541
8414595000	Fans window with blowers	69 226	1 155 863	314 218	13 551 854
8414599100	Fans floor with protective screen	311	14 371	20 158	123 477
8414599900	Oth fans floor with protective screen	154 684	2 605 514	1 318 709	23 101 447
8414601100	Hoods have max horizon side<120 cm, fittwith a filter for laminer a	20 506	388 385	95 712	1 894 646
8414601900	Hood have max horiz side<120 cm, oth fittwith a filter for laminer a	2 866	224 351	46 360	1 930 635
8414609100	Hoods having maximum horizontal side<120 cm, to suitable for inc	28 075	48 930	160 078	282 391
8414609900	Hoods having maximum horizontal side<120 cm, oth suitable for in	18 913	138 379	44 826	501 793
8414801300	Hoods have max horizon side>120 cm, fittwith a filter for laminer a	56 030	111 198	2 687 909	3 411 065
8414801400	Hood have max horizon side<120 cm, fittwith a filter for laminer ai	12 835	746 582	129 967	12 622 234
8414801500	Hoods have max horizontal side>120 cm, no fitt with filter suitable	22 714	356 375	235 524	2 520 689
8414801900	Hoods have max horizontal side>120 cm, no fitt with filter, not suit	389	36 533	2 948	361 443
8414803000	Hoods have max horizon side<120 cm offree piston generators for	515 565	919 500	17 867 666	29 201 534
8414804100	Gas compr modul for use in oil drill oth than those of subhd 841431	0	1 779 464	0	41 444 010
8414804900	oth Gas compr modul for use in oil drill oth than those of subhd 84	451 473	3 498 310	5 492 343	54 337 225
8414805000	Hoods having maximum horizontal side < 120 cm for air pumps	52 661	458 110	735 227	4 048 345
8414809000	Hoods having maximum horizontal side > 120 cm for air pumps	394 780	3 177 102	3 248 664	37 515 965
8414901300	Parts of pumps or compressors for goods of subheading 8414.10	3 291	739 426	51 632	3 901 274
8414901400	Parts of pumps or compressors for goods of subheading 8414.20	1 694	19 012	3 390	284 078
8414901500	Parts of pumps or compressors for goods of subheading 8414.30	134 956	1 574 643	4 462 016	38 697 868
8414901600	Parts of pumps or compressors for goods of subheading 8414.40	29 899	1 163 057	154 307	2 716 490
8414901900	Oth parts of pumps or compressors for goods of subheading 8414.	641 204	7 355 489	4 219 050	50 429 032
8414902100	Part of kind for fans suitable use in goods of heading 8415, 8418, 8	29 203	599 775	215 222	2 252 017
8414902900	Oth part of kind for fan suitable use in goods of heading 8415, 8418	370 158	7 230 741	1 047 144	14 974 248
8414903100	Hoods for goods of subheading 8414.60	4 614	37 358	32 606	276 838
8414903200	Hoods for goods of subheading 8414.80	70 084	552 784	515 096	6 472 785
8415101000	AC mach, windows/ wall types self-containor "split system" & out p	6 204 909	51 557 648	38 207 314	308 347 300
8415109000	AC mach, windows/ wall types self-containor "split system" & out p	48 149	901 810	477 262	6 894 370
8415201000	AC machine of a kind used for persons, in motor vehicles an out pu	0	77 369	0	280 651
8415209000	AC machine of a kind used for persons, in motor vehicles an out pu	2 224	51 851	50 021	256 488
8415811100	Inc.refri, revers heat pump, used in aircraft of an output <= 21.1t	3 131	80 952	21 758	791 729
8415811200	Inc.refri, revers heat pump, use in aircraft oput>21.10kw, air flow>67	20 196	53 484	232 880	758 656
8415811900	Inc.refri, revers heat pump, use in aircraft oput>21.10kw, air flow<67	5 648	182 001	75 739	1 728 388
8415812900	Inc.refri, revers heat pump, use in railway rolling stock an output>2t	19 184	85 610	132 265	681 948
8415813100	Inc.refri, revers heat pump u in vhl oth those of subhd 8415, 20 outp	1 183	14 631	20 010	128 076
8415813900	Inc.refri, revers heat pump u in vhl oth those of subhd 8415, 20 outp	5 339	51 278	14 971	313 299
8415819100	Refri, revrs heat pump, oth, use arcrf, railroad, output>21.10kw, airfl>	5 377	73 240	47 461	627 101
8415819300	Refri, revrs heat pump, oth, use arcrf, railroad, output<21.10kw	0	334	0	13 330
8415819400	Refri, revrs heat pump, oth, use arcrf, railroad, output<21.10kw but<	0	32 098	0	131 984
8415819900	Refri, revrs heat pump, oth, use arcrf, railroad, output>21.10kw but>	3 575	377 109	42 050	2 926 735
8415821100	Oth, incorp a refri unit of use aircraft, output>21.10kw, each evapat	5 788	11 062	27 263	54 123
8415821900	Oth, incorp a refri unit of use aircraft, output<21.10kw, each evapat	5 365	77 791	54 202	686 988
8415822100	Oth, incorporat refri unit of a kind used in railway roll stock outnpu	0	13 470	0	439 806
8415822900	Oth, incorporat refri unit of a kind used in railway roll stock outnpu	0	7 413	0	30 949
8415823100	Oth, incorporat a refri use in road vhle oth, those subhd 8415, 20 oi	0	108	0	3 598
8415823900	Oth, incorporat a refri use in road vhle oth, those subhd 8415, 20 oi	4 748	50 240	54 805	598 731
8415829100	Oth, incorporat refri unit oth, used in arcrft, railway, rd vhl an uotput<	53 080	1 087 457	541 896	10 643 281
8415829900	Oth, incorporat refri unit oth, used in arcrft, railway, rd vhl an uotput>	37 435	889 274	343 468	11 250 711

I.3. IM POR MENURUT KOM ODITI / IM PORT BY HS COM M ODITY
***** AGUSTUS/ AUGUST 2013 *****

HS	Uraian Komoditi Commodity Description	Berat Bersih / Net Weight (Kg)		Nilai / Value C.I.F (US\$)	
		Bulan ini Current Month	Kumulatif Cum.Jan. to date	Bulan ini Current Month	Kumulatif Cum.Jan. to date
8415831100	Not incorp a refri unit of used in aircraft,output>21.10kw,airflw>67	0	18 907	0	275 674
8415831900	Not incorp a refri unit of used in aircraft,output<21.10kw,airflw<67	45 379	554 229	214 168	2 402 530
8415832900	Not incorporating a refrigrating unit of used in aircraft with output:	0	4 755	0	28 934
8415833900	Not inc.a refri unit of kind used in rdvhl oth.those subhd8415.20 c	0	4 800	0	87 310
8415839100	Not inc.a refri unit of kind Non usedaircrf,railway,vhl an out put < 2	340 778	1 377 314	1 127 573	5 299 884
8415839900	Not inc.a refri unit of kind Non usedaircrf,railway,vhl an out put > 2	94 892	1 119 096	708 485	8 077 548
8415901300	Parts AC machines of kind used in aircf,railway with an output < 21	818	9 811	12 699	231 425
8415901400	Parts AC mach with an output <21,10 kwof evapor/condensers for	176 091	1 959 690	2 487 836	27 306 350
8415901910	Parts AC mach with an output <21,10 kwof chasis or cabinets, welc	49 023	744 551	175 982	2 300 249
8415901990	Parts AC mach with an output <21,10 kwof chasis / cabin:	489 689	3 960 604	4 184 321	34 224 386
8415902400	Parts of mach with>21,10kw otput<26,38kw with evap<67,96 m/n	0	46	0	399
8415902500	Parts of mach with>21,10kw otput<26,38kw with evap<67,96 m/n	60 120	346 415	357 882	2 810 432
8415902600	Parts of mach with>21,10kw otput<26,38kwof kind used in aircf/r	3 530	61 752	9 624	269 265
8415902900	Parts of mach with>21,10kw otput<26,38kwof kind used in motor	11 022	699 383	102 105	2 113 608
8415903500	Part mach with>26,38 kw output<52,75 kwwith evap>67,96 m/m	4 606	29 438	61 113	424 261
8415903900	Part mach with>26,38 kw output<52,75 kwwith evap<67,96 m/m	215	1 690	5 584	29 244
8415904400	Parts of mach with an output > 52,75 kwwith evapor > 67,96 m/m	221	221	5 883	5 883
8415904500	Parts of mach with an output > 52,75 kwwith evapor > 67,96 m/m	34 422	445 368	868 754	9 418 588
8415904900	Parts of mach with an output < 52,75 kwwith evapor > 67,96 m/m	238 652	1 829 564	2 160 980	18 592 126
8416100000	Furnace burners for liquid fuel	24 369	484 940	344 483	4 838 260
8416200000	Other furnace burners,including combination burners	600 065	1 930 836	2 233 049	19 628 662
8416300000	Mechanical stokers,including their mech grate,mech ash discharg	3 016	526 536	45 731	1 913 698
8416900000	Parts of furnaces burners for liquid orsolid or gas fuel, mechanical	178 586	15 712 167	2 128 930	74 055 872
8417100000	Furnace& oven for the roast,melt/oth heattreat.of ores,pyrite met:	531 196	1 748 638	4 260 541	24 658 617
8417200000	Bakery ovens,including biskuit ovens	51 660	1 181 304	358 516	8 123 718
8417800000	Incinerators, non-electric	356 695	4 220 433	630 979	29 270 487
8417900000	Part of industrial/laboratory furnaces & oven,including incinerator	90 842	5 967 310	1 937 696	45 866 789
8418101010	Refri-frez,fitt with separate externaldoor;household type with< 23	283 372	915 210	991 084	3 617 943
8418101090	Refri-frez,fitt with separate externaldoor;household type with> 23	911 208	5 551 878	3 798 005	26 169 288
8418109000	Refri-frez,fitt with separate externaldoor, industri type	229 841	1 307 996	1 198 758	7 529 101
8418210010	Refrigerator,household type withcompression type of capacity < 2	10 045	284 801	62 255	1 359 775
8418210090	Refrigerator,household type withcompression type of capacity > 2	29 627	333 527	181 789	2 064 156
8418290010	Refrigerator,household type oth thancompress type of capacity<=:	18 205	177 334	175 078	923 903
8418290090	Refrigerator,household type oth thancompres type of capacity > 2	928	27 112	3 927	121 366
8418301000	Freezer of the chest type,not exceed 200 i capacity	20 327	626 543	61 953	2 033 446
8418309000	Freezer of the chest type,not exceed 800 i capacity	174 840	1 872 109	810 483	7 420 276
8418401000	Freezer of the upright type,not exceed 200 i capacity	0	228 734	0	876 138
8418409000	Freezer of the upright type,not exceed 900 i capacity	5 654	118 575	27 179	1 233 759
8418501100	Refri chambers, capacity>200 l of kindsuitable for medical,surgical,	518	36 575	4 764	219 356
8418501900	Oth Refri chambers, capcty>200 l of kindsuitable for medical,surgic	423 410	4 043 534	1 939 855	19 782 667
8418509100	Refri chambers, capacity<200 l of kindsuitable for medical,surgical,	62 961	554 967	399 173	3 209 212
8418509900	Refrigerating equipment,capacity <=200 l not for medical, surgical	394 852	6 061 739	1 982 885	28 170 845
8418610000	Heat pump oth than ACmachines of heading 84.15	47 049	716 060	374 343	4 377 525
8418691000	Beverage coolers equipment;heat pumps	33 626	795 746	317 985	5 831 410
8418693000	Drinking water coolers equipment;heatpumps	8 333	49 016	32 535	517 523
8418694100	Water chillers cap>21.10 kw for AC with a refrigerating equip;hea	109 283	1 205 591	909 755	12 448 110
8418694900	Water chillers cap>21.10 kw not for AC machine with a refrigeratir	23 981	871 269	431 383	9 195 512
8418695000	Scale ice-maker units equipment;heat pumps	37 350	375 123	297 441	3 592 674
8418699000	Oth refrigrt/freez equip,oth than heat pump oth than air condition	185 845	2 581 494	1 485 683	23 087 871
8418910000	Part for good,sub 8418.(10,21,29,30,40),furniture to refri/freez	25 080	1 180 908	204 050	10 916 004
8418991000	Evaporators and condensers	431 262	4 665 072	2 479 962	22 091 456
8418994000	Aluminium rollbonds for sub 8418.10.10,8418.21, 8418.22 and 84	41 878	374 765	285 390	2 423 786
8418999010	Cabinets and doors, welded/painted	298 412	5 488 402	548 492	9 068 482
8418999090	Oth part refrig & freezers equipment electric/oth	702 801	8 136 087	2 405 780	24 043 941
8419111000	Instant gas water heaters,for householdtype, non electric	14 923	275 444	158 172	2 862 930
8419119000	Instant gas water heaters,not forhousehold type, non electric	130	95 797	6 583	1 260 691
8419191000	Instant water heaters oth than gas ,for household type, non electr	31 398	168 282	66 054	522 365
8419199000	Instant water heaters oth than gas ,not for household type, non e	101	108 443	828	1 126 651
8419200000	Instant water heaters, non electric forMedical,surgical/laboratory	15 609	162 663	232 752	3 934 268
8419311010	Evaporators,dryers for agriculture products, electrically operated	18 266	382 547	254 615	4 823 023
8419311090	Oth.than evaporators,dryers for agriproducts, electrically operate	19 078	1 652 048	46 340	19 273 041
8419312000	Dryers for agriculture products, nonelectrically operated	616	253 915	6 062	1 378 097
8419321000	Dryers for wood, paper pulp, paper/paperboard, electrically opera	93 918	3 612 493	833 725	54 060 045
8419322000	Dryers for wood, paper pulp, paper/paperboard, non electrically o	157	29 613	25 394	120 328
8419391100	Dryers machine electrically operated, for manufacture PCB	2 081	134 863	62 905	5 085 494
8419391900	Other dryers machine electrically operated	455 988	4 699 691	4 029 674	48 762 277
8419392000	Other dryers machine not electrically operated	61 839	1 787 106	223 845	352 116
8419401000	Distilling/rectifying plant electrically operated	28 259	2 115 878	212 672	63 376 414
8419402000	Distilling/rectifying plant not electrically operated	305	810 052	9 948	5 860 966
8419501000	Heat exchange units for Cooling towers	330 566	2 376 075	1 461 983	15 283 415
8419509010	Condensers for air conditionersfor motor vehicles	2 816	573 153	39 971	10 129 409

I.3. IMPOR M ENURUT KOM ODITI / IM PORT BY HS COM M ODITY
***** AGUSTUS/ AUGUST 2013 *****

HS	Uraian Komoditi Commodity Description	Berat Bersih / Net Weight (Kg)		Nilai / Value C.I.F (US\$)	
		Bulan ini Current Month	Kumulatif Cum.Jan. to date	Bulan ini Current Month	Kumulatif Cum.Jan. to date
8419509020	Oth condensers for air conditioners	71 597	1 143 146	335 347	9 633 131
8419509030	Oth condensers electrically operated	149 600	2 320 022	2 928 034	22 813 177
8419509040	Oth condensers not electrically operated	436 525	1 865 015	3 742 656	18 398 310
8419601000	Machinery for liquefying air or othgases electrically operated	49 191	2 887 113	3 890 000	49 575 172
8419602000	Machinery for liquefying air or othgases not electrically operated	251	521 975	11 242	4 609 342
8419811000	Oth.mach.plant&equip for make hot drink/for cook/heat food, elc	30 266	564 753	437 413	9 801 545
8419812000	Oth.mach.plant&equip for make hot drink/for cook/heat food,not	34 884	342 932	199 598	3 162 515
8419891300	Machinery by a proces involving heat for manufacture of PCB/ PWI	1 941	545 333	37 973	3 253 616
8419891900	Oth mach for making hot drinks/ for cooking/ heating food,electric	2 503 902	8 180 024	24 727 813	68 011 862
8419892000	Oth mach for making hot drinks/for cooking/heating food,not elec	146 819	1 361 188	1 057 075	6 627 401
8419901200	Part machin for the treatment by procesinvolve heat,for manufact	55 332	1 052 173	610 029	9 852 813
8419901300	Parts of electrically operated , casingfor cooling towers	9 321	51 070	21 292	1 569 359
8419901900	Parts, oth machicne electrically operated	113 938	3 294 812	1 170 977	35 432 098
8419902100	Part machine,non-electric op,for treatby proces involve heat ,hou	10 386	43 140	53 346	167 853
8419902900	Part machine,non-electric op,for treatby proces involve heat ,not t	184 496	877 419	1 535 776	9 471 748
8420101000	Apprt.for the appl dry film/liquid photo resist,soldering paste, adh	19 621	54 110	167 242	546 140
8420102000	Oth Roller for ironing or wringers machsuitable for domestic use	0	312	0	2 589
8420109000	Oth calendering/ oth rolling machine	14 863	210 527	485 151	3 100 847
8420911000	Cylinders, parts of apparatus for theappl of dry film,liquid photo re	120	2 363	6 773	86 542
8420919000	Cylinders, parts for oth calendering/ oth rolling machine	5 013	36 815	38 078	684 411
8420991000	Oth parts of apparatus for the applic of dry film,liquid photo resist	1 465	11 007	122 173	741 441
8420999000	Oth parts for calendering/ oth rolling machines	624	17 145	40 621	387 214
8421110000	Centrifuges,including centrifugal dryers for cream separators	2 322	32 582	11 393	693 521
8421120010	Centrifuges,including centrifugal dryers for cloth dryers cap<30 l	14 702	55 373	118 079	469 009
8421120020	Centrifuges,including centrifugal dryers for cloth dryers cap>30 l	0	24 266	0	224 865
8421191000	Centrifuges,including centrifugal dryers for sugar manufacture	29 738	425 462	456 312	4 923 489
8421199000	Oth centrifuges,including centrifugal dryers	29 183	587 136	264 991	11 153 894
8421211100	Filtering/ purifying water machine & app for domestic use of a cap	78 699	985 046	386 409	5 708 307
8421211900	Oth filtering/ purifying water machin& app of a capacity <= 500 l/l	367 281	2 418 426	3 093 063	27 013 964
8421212200	Filtering/ purifying water machine & app,electrically operated of a	214 331	1 934 345	1 809 227	18 314 229
8421212300	Filtering/ purifying water machine & app,non electric operated of :	7 414	1 042 341	179 055	8 136 591
8421223000	For filter/purify beverages oth thanwater, electric operated of a ca	3 894	8 913	373 338	549 165
8421229000	For filter/purify beverages oth than water of a capacity <= 500 l/hr	15 888	178 611	214 609	4 040 172
8421231100	Oil filters for internal combustionengines machinery pos 8429 or 8	39 132	656 122	237 859	8 407 475
8421231900	Petrol filters for internal combustionengines machinery pos 8429	42 786	1 325 005	770 757	13 494 963
8421232100	Oil filters for motor vehicles ofchapter 87	102 065	1 070 661	1 342 677	13 429 165
8421232900	Petrol filters for motor vehicles ofchapter 87	57 649	1 066 307	694 319	8 744 423
8421239100	Oil filters for internal combustionengines machinery pos 8429 or 8	64 030	446 462	1 205 532	3 606 135
8421239900	Petrol filters for internal combustionengines machinery pos 8429	49 277	614 729	1 032 624	10 489 501
8421291000	Filter/purify mach& appa for liquid of akind used for medical, surgic	22 229	127 477	563 861	3 090 276
8421292000	Filter/purify mach& apparatus for liquidof a kind used for sugar ma	276 040	927 415	6 869 667	15 227 582
8421293000	Filter/purify mach& apparatus for liquidof a kind used in oil drill op	1 492	303 215	80 162	5 300 470
8421294000	Filter/purify mach& apparatus for petrolfilters	6 523	49 978	65 755	608 762
8421295000	Filter/purify mach& apparatus for oil filters	23 712	192 280	405 555	3 114 011
8421299000	Oth filtering machinery & apparatus forliquids not electrically oper	671 834	4 843 639	5 110 961	59 214 590
8421311000	Intake air filters for inter combustionengines for machine chapter	8 597	416 346	143 038	3 536 963
8421312000	Intake air filters for inter combustionengines for motor vehicles of	54 041	833 422	1 360 588	16 155 545
8421319000	Oth intake air filters for internalcombustion engines	100 930	907 291	1 072 786	10 885 448
8421392000	Air purifiers	278 153	1 707 312	4 436 522	30 754 525
8421399000	Filtering machines& apparatus for gases	577 521	9 241 604	7 568 698	91 972 129
8421911000	Parts of goods of subheading 8421.12, of centrifuges,includ centrif	17	27 817	12 291	511 068
8421912000	Parts of goods of subheading 8421.19.10of centrifuges,includ cent	251	9 918	32 984	353 689
8421919000	Parts of subhd 8421.11.00/8421.19.90 ofcentrifuges,includ centrif	8 908	113 800	946 367	4 254 342
8421992000	Parts filter cartridges of filter,subhd8421.23	126 738	596 269	1 260 621	17 702 899
8421993000	Parts of goods of subheading 8421.31	18 294	516 312	295 611	7 693 669
8421999100	Oth parts of goods of subheading8421.29.20	2 447	17 958	172 038	664 923
8421999400	Oth parts of goods of subheading 8421.21.11/8421.21.21	51 346	668 068	273 819	2 744 600
8421999500	Oth part of subhd 8421.31,8421.23.11,8421.23.19,8421.23.91/842	1 344	108 438	45 987	1 457 286
8421999900	Oth parts of goods of subheading8421.21.11/8421.21.21	678 995	5 226 984	4 975 243	49 634 509
8422110000	Dish washing machin of the house holdtype	1 275	34 776	23 654	222 105
8422190000	Dish washing machines not of thehousehold type	18 452	213 399	1 218 270	6 329 195
8422200000	Machinery for cleaning/ drying bottles or oth containers	128 135	272 989	760 875	3 460 910
8422300000	Machinery for aerating beverages,filling,closing,seal,label bottles,)	422 340	3 347 012	6 994 606	90 339 048
8422400000	Other packing, wraping machinery(inc heat-shrink wraping machin	434 062	3 518 878	20 493 957	154 812 061
8422901000	Parts of goods of subheading 8422.11	2 982	11 012	58 021	183 502
8422909000	Part goods of subhd 8422 of oth than subheading 8422.11	34 975	755 977	2 421 889	73 070 670
8423101000	Personal weighing machin,including baby& household scales,electr	2 310	201 283	33 448	643 789
8423102000	Personal weighing machin,including baby& household scales,not e	17 649	479 283	53 975	1 116 791
8423201000	Scales for continuous weighing of goodson conveyors, electrically	22 464	442 470	616 009	6 678 978
8423202000	Scales for continuous weighing of goodson conveyors, not electric	337	12 873	15 147	806 384
8423301000	Constan weight scales,predetemin weightscales & hopper scales,e	68 266	701 605	479 890	6 812 632

I.3. IM POR MENURUT KOMODITI / IM PORT BY HS COM M ODITY
***** AGUSTUS/ AUGUST 2013 *****

HS	Uraian Komoditi Commodity Description	Berat Bersih / Net Weight (Kg)		Nilai / Value C.I.F (US\$)	
		Bulan ini Current Month	Kumulatif Cum.Jan. to date	Bulan ini Current Month	Kumulatif Cum.Jan. to date
8423302000	Constan weight scales, predetermin weight scales & hopper scales, no	5 511	101 236	12 435	567 019
8423811000	Oth weighing machinery, max capacity <= 30 kg, electrically operated	18 773	325 315	561 155	5 325 114
8423812000	Oth weighing machinery, max capacity <= 30 kg, not electrically operated	144 773	1 707 623	232 270	2 927 270
8423821100	Oth. weigh mach., having a maximum weight 30 < capacity <= 1 000 kg	1 423	90 078	10 951	994 247
8423821900	Oth. weigh mach., having a maximum weight 1000 < capacity <= 5 000 kg	74 752	461 741	167 749	2 920 952
8423822100	Oth. weigh mach., having a maximum weight 30 < capacity <= 1 000 kg	0	100 250	0	142 097
8423822900	Oth. weigh mach., having a maximum weight 1000 < capacity <= 5 000 kg	522	205 671	9 235	503 911
8423891000	Oth weigh mach, oth. capacity > 5 000 kg, electrically operated	43 065	532 271	314 510	2 773 431
8423892000	Oth weigh mach, oth. capacity > 5 000 kg, not electrically operated	4 298	364 717	19 331	768 189
8423901000	Weighing machine weights	6 344	66 171	127 419	1 499 559
8423902100	Parts of Weighing machinery, electrically operated	646 542	1 055 241	550 609	7 068 809
8423902900	Parts of Weighing machinery, not electrically operated	9 209	181 891	164 082	1 290 662
8424101000	Fire extinguishers, whether/ not charged suitable for aircraft use	6	9 507	2 014	26 513
8424109000	Fire extinguishers, whether/ not charged for oth than aircraft use	38 455	418 685	146 583	1 987 874
8424201100	Spray guns & similar appliances for agricultural/ horticultural, electric operated	857	100 962	2 344	447 282
8424201900	Spray guns & similar appliances not for agricultural/ horticultural, electric operated	8 629	378 253	244 386	7 584 299
8424202100	Spray guns & similar appliances for agricultural/ horticultural, not electrically operated	2 196	64 634	15 951	437 158
8424202900	Spray guns & similar appliances not for agricultural/ horticultural, not electrically operated	53 717	273 283	546 656	2 786 734
8424300000	Steam/ sand blasting machines & similar jet projecting machines, electrically operated	133 847	1 750 494	2 049 768	17 956 272
8424811000	Oth spraying liquid machine for agricultural/ horticultural, drip irrigation system	10 564	69 157	21 507	1 056 637
8424813000	Hand-operated insecticide sprayers for agriculture/ horticulture	15 091	620 755	45 132	2 711 896
8424814000	Oth. mach appliances for agricultural or horticultural, not electrically operated	76 082	862 417	182 393	2 384 361
8424815000	Oth. mach appliances for agricultural or horticultural, drip irrigation system	48 270	536 142	171 903	2 506 872
8424891000	Hand operated household sprayers of capacity not exceeding 3 l	7 686	341 597	18 092	1 015 530
8424892000	spray heads with dip tubes	31 604	311 138	142 801	1 603 909
8424894000	Dispersing/ spraying machine of chemical or electrochemical, for mechanical use	1 878	84 164	130 394	1 065 377
8424895000	Oth appl for project, dispers, spray liquids/ powders, not household type	69 426	1 059 228	648 090	21 791 201
8424899000	Oth appl for project, dispers, spray liquids/ powders, not household type	74 699	1 102 317	474 514	6 484 600
8424901000	Parts of fire extinguisher	39 827	1 003 920	381 678	7 723 156
8424902100	Parts of spray guns, of good of subhead 8424.20.11, electrically operated	3	28 547	438	70 893
8424902300	Parts of spray gun, oth than of good of subhead 8424.20.11, electrically operated	33 020	310 466	403 376	2 998 085
8424902400	Parts of spray guns, of good of subhead 8424.20.11, not electrically operated	1 148	62 429	8 776	447 815
8424902900	Parts of spray gun, oth than of good of subhead 8424.20.11, not electrically operated	28 228	281 813	320 207	1 915 098
8424903000	Parts of steam/ sand blasting machine & similar jet projecting machine	29 782	333 699	336 545	3 833 007
8424909300	Parts of oth appliance of subhead 8424.81.10/ 8424.81.20	67 573	75 075	302 559	458 538
8424909400	Parts of oth appliance of subhead 8424.81.30/ 8424.81.40	16 244	106 026	26 704	254 592
8424909500	Parts of oth appliance of subhead 8424.81.10/ 8424.81.20	1 767	24 071	17 150	546 652
8424909900	Oth mechanical appliances (whether/ not hand operated)	740 122	2 204 814	3 930 965	21 209 985
8425110000	Pulley tackle & hoists oth than skip for raising vehicles, by electric motor	382 462	2 527 784	3 078 966	23 627 149
8425190000	Pulley tackle & hoists oth than skip for raising vehicles, not electrically operated	191 791	2 626 510	1 017 671	9 236 229
8425310000	Oth winches; capstans, powered by electric motor	150 303	1 274 183	937 587	9 848 183
8425390000	Oth winches; capstans, oth than powered by oth electric motor	361 666	2 713 153	1 315 190	13 163 318
8425410000	Jacks hoists of built in jacking system of a type used in garages	102 191	873 590	249 402	2 383 722
8425421000	Jacks used in tipping mechanism for lorries	45 537	393 176	111 361	1 010 261
8425429000	Oth jacks and hoists, hydraulic	479 389	4 963 779	2 278 338	16 020 421
8425491000	Oth jacks; hoists of a kind used for raising vehicles, electrically operated	6 753	325 340	120 835	2 901 364
8425492000	Oth jacks; hoists of a kind used for raising vehicles, not electrically operated	59 968	1 885 756	155 187	22 732 758
8426110000	Overhead traveling cranes on fixed support	220 154	5 168 616	721 348	25 372 478
8426120000	Mobile lifting frames on tyres and straddle carries	329 728	7 376 147	2 309 998	29 461 617
8426192000	Bridge cranes	220 001	1 207 965	727 276	2 755 443
8426193000	Gantry cranes	177 346	2 080 018	627 870	9 990 089
8426199000	Other transporter cranes	1 552 883	17 705 889	4 026 428	70 409 197
8426200000	Tower cranes	1 322 634	10 352 174	2 166 255	19 613 348
8426300000	Portal/ pedestal jib cranes	161 281	2 295 839	2 173 832	22 183 450
8426410000	Other Mobile lifting frames, self propelled, on tyres	635 918	7 349 158	3 771 869	51 915 010
8426490000	Other Mobile lifting frames, self propelled, oth than on tyres	1 040 549	6 766 219	7 424 325	37 435 623
8426910000	Other derricks machine designed for mounting on road vehicles	355 199	3 495 178	482 644	8 742 544
8426990000	Other derricks machine designed for mounting oth than on road vehicles	53 570	3 162 671	664 466	21 736 795
8427100000	Self-propelled trucks powered by an electric motor	1 007 909	6 985 997	6 355 507	42 007 494
8427200000	Oth self-propelled trucks	2 403 286	19 280 179	11 087 842	84 752 789
8427900000	Oth trucks	515 274	4 916 142	3 823 281	22 810 911
8428101000	Passenger lifts	2 207 750	14 994 318	8 472 524	57 397 208
8428102100	Oth lifts of a kind used in buildings	59 156	335 164	82 152	502 119
8428102900	Oth lifts oth than of a kind used in buildings	228 323	3 504 254	878 699	16 661 836
8428109000	Skip hoists	56 577	283 449	290 667	1 916 601
8428201000	Pneumatic elevators and conveyors for agricultural use	0	27 920	0	249 895
8428202000	Automated machines for the transport, handling & storage of PCB/	13 952	227 424	616 595	2 846 423
8428209000	Oth pneumatic elevators & conveyors	183 487	2 708 827	1 648 077	31 169 247
8428310000	Oth continuous act elevators & conveyors specially designed for use	305	750	15 010	17 891
8428321000	Oth continuous act elevators & conveyors of bucket type, used for agricultural use	0	68 102	0	437 252
8428329000	Oth continuous act elevators & conveyors of bucket type, not used for agricultural use	2 063 117	3 401 157	8 228 806	20 151 476

I.3. IMPOR MENURUT KOMODITI / IMPORT BY HS COMMODITY
***** AGUSTUS/ AUGUST 2013 *****

HS	Uraian Komoditi Commodity Description	Berat Bersih / Net Weight (Kg)		Nilai / Value C.I.F (US\$)	
		Bulan ini Current Month	Kumulatif Cum.Jan. to date	Bulan ini Current Month	Kumulatif Cum.Jan. to date
8428331000	conveyors belt , of kind use foragricultural type	32 619	95 278	98 075	321 082
8428332000	conveyor belt, Automated machiine forthe transport,hand & stora	191 001	1 018 521	827 868	9 887 799
8428339000	Other conveyor belt	20 843	89 256	109 837	958 332
8428391000	Other elevator of kind use foragriculture	38 503	95 891	541 647	809 722
8428393000	Oth elevator, automated machin fortransport, handling & storage	0	133 361	0	516 458
8428399000	Oth continuous-action elevators&conveyor, for goods/materials	330 042	8 961 389	7 739 053	101 809 208
8428400000	Escalators and moving walkways	615 864	6 760 951	1 564 629	17 680 191
8428600000	Teleferics, chair-lifts, ski-draglines;traction mechanisms for funicul	0	7 752	0	281 504
8428902000	Automated machine for the transport ,handling&storage of PCB/	733	214 334	69 356	2 707 581
8428903000	Mine wagon, locomotive/ wagon transeverss,similar railway wagor	0	494 183	0	4 372 108
8428909000	Other machine for lifting, handling, loading/unloading	442 822	4 983 544	3 145 714	55 200 837
8429110000	Track laying, bulldozers and angledozers	2 748 618	8 551 182	26 816 993	71 115 924
8429190000	Bulldozer & angledozers other than track laying	264 737	2 589 781	1 041 696	13 284 308
8429200000	Graders and levellers	860 428	5 962 181	8 899 103	56 001 115
8429300000	Scrapers	334 318	463 057	1 713 155	2 519 115
8429403000	Tamping machines	472 300	2 394 551	2 272 786	12 539 829
8429404000	Vibratory smooth drum rollers, withcentrifuge force drum<20 ton	498 531	3 630 424	2 666 793	18 173 838
8429405000	Other vibratory road rollers	58 358	1 236 836	135 827	3 895 919
8429409000	Other Tamping mcahine and road rollers	237 199	1 377 843	483 004	6 081 505
8429510000	Front-end shovel loaders	1 836 264	15 480 857	8 727 700	69 525 260
8429520000	Mach with a 360,revolving super struct,mech shovels,excavators a	8 686 241	79 166 076	39 680 227	369 998 087
8429590000	Mech shovels,excavators & shove loaderoth front-end shovel,canr	718 603	8 098 370	1 846 625	24 578 308
8430100000	Pile-drivers and pile-extractors	2 151 129	13 942 708	5 188 203	20 410 052
8430200000	Snow-ploughs and snow-blowers	0	4 639	0	15 349
8430310000	Coal/rock cutters and tunneling machine , self-propelled	33 610	574 730	43 044	7 856 287
8430390000	Coal/rock cutters and tunneling machine ,oth than self-propelled	37 806	893 616	1 331 814	7 620 783
8430410000	Oth boring/sinking machinery selfpropelled	530 797	5 868 277	6 911 663	61 278 355
8430491000	Boring mach,Wellhead platforms & integra produc modules for us	68 507	439 961	530 287	7 742 969
8430499000	Other boring or sinking machinery, notself propeled	26 304	4 698 111	293 743	82 952 989
8430500000	Oth moving,grading,levelling,scrapingmachinery, self-propelled	78 153	2 813 726	1 605 744	14 651 071
8430610000	Tamping/compacting machinery, not self propelled	82 030	337 870	836 106	1 632 724
8430690000	Oth machinery of headaing 84.30 not self-propelled	50 938	611 441	207 626	5 972 150
8431101300	Parts suitable for of goods of subhead8425.19,8425.39or8425.49,t	44 689	498 457	540 600	9 207 630
8431101900	Oth parts suitable for of goods ofheading 84.25,electrically operat	25 662	1 262 425	246 394	31 848 514
8431102200	Part suitable for goods of sub 8425.11,842520,8425.31,8425.41,84	48 200	388 570	166 751	1 691 896
8431102900	Oth parts suitable for of goods ofheading 84.25,not electrically op	23 101	1 991 258	37 423	10 654 462
8431200000	Parts suitable for goods of head 84.27	187 435	1 428 898	1 065 479	17 747 125
8431311000	Parts of goods of shd 8428.10,(21,29),8428.10.90,of lift skip hoist/	77 234	1 054 992	130 113	3 405 423
8431312000	Parts of goods of shd 8428.10.10), 8428.40.00,of lift skip hoist/esc	220 462	1 888 639	1 311 485	10 688 406
8431391000	Part suitable for goods sub 8428.20.10,8428.32.10, 8428.33.10/84	797	430 936	18 073	2 639 485
8431392000	Parts suitable for goods of subheading 8428.90	94 294	684 331	1 617 109	12 537 073
8431394000	Part of auto mach. for transport/storage of PCB/ PWBs/ PCAs	60 418	510 761	345 512	3 008 030
8431399000	Part of other lifting,handling/loadingmachine	411 935	4 227 655	4 800 326	46 541 082
8431411000	Buckets, shovels, grabs and grips,ofmachine of subheading 84.26	276 399	1 558 309	1 620 002	6 228 284
8431419000	Buckets, shovels, grabs and grips,ofmachine other than of subheac	428 272	4 194 010	2 949 570	27 123 888
8431420000	Bulldozer or angledozer blades	293 013	3 339 082	1 822 649	20 270 933
8431430000	Parts of boring/sinking machinery of subhead 8430.41/8430.49	1 654 636	16 313 288	30 774 579	268 619 871
8431491000	Parts of machinery of heading 84.26 oththan Buckets, shovels, gra	483 696	4 914 269	2 161 890	36 612 249
8431492000	Cutting edges or end bits for scrapers,graders/levellers	603 795	6 339 555	1 418 327	18 064 097
8431494000	Cutting edges or end bits for bulldozeror angledozer blades	9 392	136 782	95 362	716 381
8431495000	Parts of road rollers	259 185	1 192 150	1 361 756	6 313 800
8431496000	Oth parts of machinery of heading 84.30.20.00	13	118 418	489	254 680
8431499000	Oth parts suitable use of machinery ofheading 84.30	7 086 404	52 088 306	41 962 641	334 006 953
8432100000	Ploughs	775	63 107	6 556	182 190
8432210000	Disc harrows	0	47 538	0	396 780
8432290000	Scarifiers, cultivators, weeders, hoesand oths harrows	18 833	154 543	110 229	953 301
8432300000	Seeders, planters and transplanters	13 279	52 680	128 780	509 969
8432400000	Manure spreaders ,fertiliser distributor	9 517	29 305	85 778	361 366
8432801000	Other machinery for soil preparation orcultivation;of agricult/horti	1 858	93 799	17 914	1 427 027
8432802000	Lawn/sports-ground rollers	664	3 875	27 309	56 939
8432809000	Other machinery for soil preparation orcultivation	1 334	75 600	19 234	1 254 165
8432901000	Parts of machinery of subheading8432.80.90	2 489	16 010	27 250	124 470
8432902000	Parts of lawn/sport-ground rollers	0	1 280	0	10 235
8432909000	Parts oth machinery for soil preparation/cultivation	1 858	313 398	30 333	2 310 963
8433110000	Mowers for lawns,parks/ground,poweredwith the cutting device r	75 337	1 221 065	115 271	4 358 361
8433191000	Mowers for lawns,parks/ sports-groundsmannually operated	0	336	0	302
8433199000	Oth mowers for lawns, parks/ sport ground,oth than manually opei	33 772	503 949	302 424	2 273 270
8433200000	Oth mowers,including cutter bars fortractor mounting	4 903	48 613	64 827	540 101
8433300000	Other haymaking machinery	1 640	5 559	5 163	38 844
8433400000	Straw or fodder baler,including pick-upbalers	0	8 880	0	85 344
8433510000	Combined harvester-threshers macinery	180 261	1 593 385	1 210 307	9 372 860

I.3. IM POR MENURUT KOM ODITI / IM PORT BY HS COM M ODITY
***** AGUSTUS/ AUGUST 2013 *****

HS	Uraian Komoditi Commodity Description	Berat Bersih / Net Weight (Kg)		Nilai / Value C.I.F (US\$)	
		Bulan ini Current Month	Net Weight (Kg) Kumulatif Cum.Jan. to date	Bulan ini Current Month	Value C.I.F (US\$) Kumulatif Cum.Jan. to date
8433520000	Other threshing machinery	2 086	276 706	15 726	842 830
8433591000	Cotton pickers and cotton gins	241	249	274	476
8433599000	Other harvesting, thresing machinery	12 192	108 069	137 360	1 796 618
8433601000	Machin for cleaning,sorting/ grading eggfruit/ oth agricultur prod,el	2 965	86 339	55 710	7 582 797
8433602000	Machin for cleaning,sorting/ grading eggfruit/ oth agricultur prod,el	0	3 599	0	61 540
8433901000	Part mach:castor,of 100< diameter(inc tyres)<= 250mm,width whe	924	21 761	2 482	138 543
8433902000	Other parts machine of goods of subhead8433.11 or 8433.19.90	34 334	194 698	55 860	473 831
8433903000	Other parts machine of goods of subhead 8433.19.10	197	2 031	1 662	11 782
8433909000	Other parts harvesting or threshingmachine	45 133	333 339	159 377	1 450 540
8434101000	Milking machines, electricly operated	224	4 125	1 200	26 692
8434102000	Milking machines,not electric operated	0	256	0	7 465
8434201000	Dairy machinery, electricly operated	134	189 512	23 904	5 607 988
8434202000	Dairy mach, not electricly operated	0	11 319	0	166 308
8434901000	Parts of milking & dairy mach.of electoperated machines	41 425	76 599	2 031 701	5 858 078
8434902000	Parts of milk & dairy mach of non electoperated machines	29	8 577	1 489	267 355
8435101000	Presses,crushers & manufacture of wine,cider,fruit juices,electric c	95 341	1 782 933	475 892	13 223 026
8435102000	Presses,crushers & manufacture of wine,cider,fruit juices,not elect	30 242	105 817	35 315	219 727
8435901000	Parts of presses,crushers & manufactureof wine,cider,fruit juices,e	3 282	166 660	123 405	879 533
8435902000	Parts of presses,crushers & manufactureof wine,cider,fruit juices,r	56	33 661	66	97 831
8436101000	Machinery for preparing animal feedingstuffs, electricly operatec	1 318 164	5 348 353	1 456 088	24 057 879
8436102000	Machinery for preparing animal feedingstuffs, not electricly oper	24 647	185 004	49 738	592 171
8436211000	Poultry incubators & brooders, electricoperated	71 913	1 968 542	680 861	17 436 569
8436212000	Poultry incubators & brooders, notelectricly operated	14 466	74 393	125 232	671 730
8436291000	Oth poultry-keeping machinery, electricoperated	26 875	1 218 471	121 100	4 211 058
8436292000	Oth poultry-keeping machinery, notelectricly operated	97 091	888 516	454 670	4 701 307
8436801100	Other agric or horticultural machine,electric operated, inc Germin:	8 895	49 397	17 879	239 564
8436801900	Other machine, electric operated for poultry include bee keeping	7 343	325 047	53 578	2 115 148
8436802100	Other agric or horticultural machine,not electric operated, inc Ger	8 361	87 216	27 250	379 790
8436802900	Other machine, not electric operated for poultry include bee kepil	57 610	183 364	205 814	991 895
8436911000	Parts of poultry-keeping machinery/ poultry,incubator & brooders	110 722	446 852	387 410	2 649 930
8436912000	Parts of poultry-keeping machinery/ poultry,incubator&brooders,r	5 355	91 986	213 684	883 978
8436991100	Parts of other machin for agri & horti type,electric operated	10 745	96 488	33 133	185 002
8436991900	Parts of other poultry/bee-keeping machin, electric operated	86 960	933 360	321 633	4 364 768
8436992100	Parts of other machin for agri & hortitype/germanium ,not electric	2 464	119 176	32 554	1 221 952
8436992900	Parts of other poultry/bee-keepingmachine, not electric operated	19 437	171 402	163 043	1 274 957
8437101000	Machinery for grains:winnowing & cleanmachine, electricly oper	31 311	580 656	562 565	5 700 368
8437102000	Machinery for grains:winnowing & cleanmachines,not electric ope	0	3 600	0	21 780
8437103000	Machine for clean,sorting/ grading seed ,grain dried leguminous ve	19 798	1 540 249	155 756	9 887 305
8437104000	Mach for clean,sorting/grad seed,graintdried leguminous vegetabl	2 620	24 922	31 150	167 539
8437801000	Rice hullers & cone type rice mills,electricly operated	153 122	605 569	246 535	1 815 290
8437802000	Machinery for rice hullers & cone typerice mills,not electricly oper	114 726	463 845	156 916	568 985
8437803000	Cofee & corn mills machine for industrytype, electrical operated	9 567	104 389	345 552	689 451
8437804000	Cofee & corn mills machine for industrytype, not electrical operate	0	125 586	0	213 764
8437805100	Polishing machine for rice, sieving,bran cleaning&husking machine	7 756	127 098	60 393	881 189
8437805900	Other machine used in the milling indust or working of cerals, elec	89 623	724 078	164 565	2 538 985
8437806100	Polishing machine for rice, sieving,bran cleaning&husking machine	34 685	437 896	43 392	603 005
8437806900	Other machine used in the milling indust or working of cerals, not	3 768	223 147	5 962	1 686 611
8437901100	Parts of machin of subheading 8437.10 ,electricly operated	46 446	583 801	137 227	4 229 701
8437901900	Parts of machines oth than of subhead8437.10,electricly operate	30 171	740 440	62 918	1 245 901
8437902100	Parts of machines of subheading 8437.10,not electricly operated	0	37 663	0	96 608
8437902900	Oth parts of machines of subheading8437.10, not electricly oper	67 822	1 293 614	73 568	1 907 486
8438101000	Bakery machine,macaroni,spaghetti/simila products, electricly o	229 253	2 218 551	4 003 643	31 243 489
8438102000	Bakery machine,macaroni,spaghetti/simila products, not electrical	16 886	580 737	32 244	696 056
8438201000	Machine for the manufac of confectionary cocoa/ chocolate, electr	32 324	922 911	1 590 517	27 823 198
8438202000	Machine for the manufacture of confectionary chocolate,not elect	0	4 748	0	63 185
8438301000	Machine for sugar manufacture, electricoperated	97 413	274 826	376 227	2 120 899
8438302000	Machinery for sugar manufacture, notelectricly operated	0	17 926	0	113 077
8438400000	Brewery machinery, electricly operated	0	1 870	0	13 000
8438501000	Mach for the preparation of meat/poultry ,electricly operated	33 193	402 574	742 315	7 810 904
8438502000	Mach for the preparation of meat/poultry ,not electricly operate	897	62 205	1 159	242 312
8438601000	Machiner for the preparation of fruits,nuts/vegetable, electricly	7 572	128 903	136 631	1 126 239
8438602000	Machiner for the preparation of fruits,nuts/vegetable, not electric	0	219 209	0	288 717
8438801100	Coffee pulpers, electricly operated	13 473	367 180	473 816	3 903 667
8438801200	Coffee pulpers, not electriclyoperated	30 168	43 429	37 008	65 720
8438809100	Other machine for the industrial preparation/manufacture, electric	167 441	1 803 860	2 242 843	34 587 794
8438809200	Other machine for the industrial preparation/manufacture, not el	5 095	213 633	178 462	938 115
8438901100	Parts of electricly operated machineof subheading 8438.30.10	48	218 547	168	1 652 147
8438901200	Part of coffee pulper,electric operatedmachines	193	202 986	2 885	6 006 651
8438901900	Parts of oths goods of heading 84.38 electricly operated	135 579	781 232	3 832 823	15 256 784
8438902100	Parts of goods of subheading 8438.30.20not electricly operated	47 700	154 850	86 090	614 894
8438902200	Part of coffee pulpers,non electric operated machines	2 652	2 652	16 137	16 137

I.3. IMPOR M ENURUT KOM ODITI / IM PORT BY HS COM M ODITY
***** AGUSTUS/ AUGUST 2013 *****

HS	Uraian Komoditi Commodity Description	Berat Bersih / Net Weight (Kg)		Nilai / Value C.I.F (US\$)	
		Bulan ini Current Month	Kumulatif Cum.Jan. to date	Bulan ini Current Month	Kumulatif Cum.Jan. to date
8438902900	Parts of oth goods of heading 84.38.20 of coffee pulp,not elect	15 737	299 866	338 238	3 436 511
8439100000	Machinery for making pulp of fibrouscellulosic material	29 674	1 524 161	547 566	16 736 045
8439200000	Machinery for making paper/paperboard	248 432	6 214 942	2 018 684	14 071 484
8439300000	Machinery for finishing paper/paperboard	111 518	964 212	2 680 406	16 191 680
8439910000	Part of machine for mak pulp of fibrouscellulosic material,electric	653 145	1 700 167	21 180 545	53 523 549
8439990000	Parts for making/ finishing paper/ paperboard, electrically operate	364 229	2 465 387	4 753 753	44 592 618
8440101000	Book-binding mach, includ book-sewing,electrically operated	181 004	652 501	2 608 003	9 979 847
8440102000	Book-binding mach, includ book-sewing,not electrically operated	1 401	33 918	3 475	76 738
8440901000	Parts of book binding & sewing machineselectrically operated mac	2 267	43 198	20 914	784 239
8440902000	Parts of book binding & sewing machinesnot electrically operated	2	691	4 670	6 530
8441101000	Cutting paper machines, electrycallyoperated	319 773	2 459 348	3 624 560	27 882 566
8441102000	Cutting paper machine, not electrycallyoperated	6 224	133 452	35 705	475 061
8441201000	Machine for making bags,sacks/ envelopeselectrically operated	0	748 502	0	10 155 313
8441202000	Machine for making bags,sacks/ envelopesnot electrically operatec	403	8 720	10 055	36 138
8441301000	Elect mach oth than by moulding for make cartons,boxes,cases,tut	69 654	968 631	637 593	7 232 985
8441302000	Not elect mach oth than by moulding formake cartons,boxes,cases	0	12 184	0	24 514
8441401000	Machines for moulding articles in paperpulp,paper/paperboard,el	12 761	568 199	131 644	8 355 399
8441402000	Machines for moulding articles in paperpulp, paper/paperboard, n	0	12 294	0	17 092
8441801000	Oth machinery for making up paper pulp,paper/paperboard,electr	561 631	3 062 021	13 715 570	60 858 105
8441802000	Oth machinery for making up paper pulp,paper/paperboard,not el	30 319	403 296	39 803	4 501 297
8441901000	Part of machin for mak up paper pulp,paper/paperboa,cutting ma	62 405	808 632	1 376 227	13 568 807
8441902000	Parts of machin for mak up paper pulp,paper/paperboa,cutting ma	8 617	172 931	73 393	721 179
8442301000	Electric machine,app&equip for preparing/making plates,cylinders	24 970	536 826	546 042	8 491 751
8442302000	Non electric machine,app&equ for prepare/making plates,cylinder	6 828	95 959	96 086	1 741 266
8442401000	Parts,of electric machine,app&equip forprepare/making plates,cyl	8 778	417 828	66 024	2 234 321
8442402000	Parts, Non electric machine,app&equ forprepare/making plates,cy	2 817	12 942	148 161	488 110
8442500000	Plate,cyls&oth.print comp.plates,cyl & lithograph stones,prepared	57 913	589 468	517 420	6 679 071
8443110000	Ofset printing machinery, reel-fed	471 348	1 369 410	754 779	9 967 919
8443120000	Ofset printing machinery, sheet - fed,office type (use sheet<22x36	22 312	91 338	22 898	131 017
8443130000	Oth er offset printing machinery	328 188	3 724 822	2 268 410	26 290 687
8443140000	Letterpress printing machine, reel-fed,excluding flexographic print	16 412	112 630	42 121	861 720
8443150000	Letterpress printing machine, other than reel fed, excluding flexog	51 533	181 006	233 800	972 086
8443160000	Flexographic printing machinery	108 977	819 264	3 012 860	16 487 851
8443170000	Gravure printing machinery	55 908	1 034 937	197 000	19 295 312
8443190000	Other printing machine use for print bymeans of plates, cylinder&c	6 204	604 008	212 881	6 531 545
8443311010	Printer-copier,ink-jet,color,capable ofconnecting to a data machin	142 692	3 836 666	1 673 755	34 647 081
8443311090	Printer-copier,ink-jet proces,no color,capable of connect to data r	4 579	71 148	14 522	580 688
8443312010	Printer-copier,laser proces,color, capable connect to data mach/ne	29 551	167 470	1 074 989	6 122 825
8443312090	Printer-copier,laser proces,no color, capable connect to data mach	18 036	287 695	337 596	7 297 183
8443313010	Combination printer-copier-facs machine, color,connect to data m	90 830	774 232	1 089 163	9 453 226
8443313090	Combination printer-copier-facs machine, no color,connect to dat	24 815	319 346	397 783	7 085 323
8443319010	Oth mach which perform >= 2 function ofprinting,copying/facsimil	4 068	21 877	131 287	784 098
8443319090	Oth mach which perform >= 2 function ofprinting,copying/facsimil	4 456	101 703	252 618	8 935 695
8443321010	Dot matrix printer,color,capable connect to data machine/ network	0	124	0	7 896
8443321090	Dot matrix printer,no color,capable ofconnect to data machine/ne	80 708	829 531	2 145 478	23 799 282
8443322010	Ink-jet printer,color,capable of connect to a data machine/ network	177 868	3 685 752	3 062 391	47 694 743
8443322090	Ink-jet printer,no color,capable connect to a data machine/ networ	10 700	164 440	481 194	6 937 552
8443323010	Laser printer,color,capable of connectto a data machine/network	17 329	273 914	261 730	5 861 863
8443323090	Ink-jet printer,no color,capable connect to a data machine/ network	52 806	589 831	624 609	9 578 541
8443324000	Facsimile machine capable of connect toa data machine/network	11 055	134 451	199 517	2 609 029
8443325010	Screen printing machinery,color, for the manufacture pcb/pwb,	66 081	66 858	378 255	379 359
8443325090	Screen printing machinery,no color, forthe manufacture pcb/pwb,	15 330	65 625	171 756	1 734 176
8443326000	Plotters	6 600	20 897	31 750	287 079
8443329010	Other printing machine,color,capableconnect to data machine/net	208	24 959	25 155	608 679
8443329090	Other printing machine,no color,capable connect to data machine,	29 655	197 478	761 042	5 619 622
8443391900	Electros Photocopy,no color, by reproduc original image direct ont	228 118	1 791 620	317 540	3 204 148
8443392010	Electrostat photocopy ,color,by reproduc original image in-direct c	0	6 506	0	113 157
8443392090	Electros photocopy ,no color,by reproduc original image in-direct c	97 920	1 261 636	252 112	2 775 375
8443393090	Oth photocopy apparatus incorporating an optical system,no color	4 097	129 793	90 089	920 473
8443394090	Ink-jet printer ,not color,not capable of connect to network	0	25 170	0	46 879
8443399090	Laser printer ,not color,not capable of connect to network	6 840	53 972	150 698	1 115 796
8443910000	Part & accessori of print machinery used for print by component o	1 106 735	6 984 900	52 144 414	299 649 401
8443991000	Part & accessori of screen print machi-nery for manufact of print c	858	12 221	13 664	936 423
8443992000	Ink-filled printer cartridges	146 110	1 381 898	6 532 013	67 795 707
8443993000	Paper feeders and sorters	5 182	62 567	228 844	1 294 291
8443999000	Oth part & accessori of screen printingmachinery	103 257	1 381 976	3 958 719	57 210 962
8444001000	Mach for extrude,texture/cut man-madetextile material,electric o	171 383	2 213 495	2 639 928	27 640 855
8444002000	Mach for extrude,texture/ cut man-madetextile material,not electr	0	10 545	0	48 731
8445111000	Carding machines,electrically operated , for preparing textil fibres	132 969	2 144 899	1 317 459	17 276 920
8445121000	Combing machines, electrically operated, for preparing textil fibre	47 578	514 963	71 599	1 432 914
8445122000	Combing machines, not electricallyoperated , for preparing textil fi	0	18	0	8 803

I.3. IM POR MENURUT KOM ODITI / IM PORT BY HS COM M ODITY
***** AGUSTUS/ AUGUST 2013 *****

HS	Uraian Komoditi Commodity Description	Berat Bersih / Net Weight (Kg)		Nilai / Value C.I.F (US\$)	
		Bulan ini Current Month	Kumulatif Cum.Jan. to date	Bulan ini Current Month	Kumulatif Cum.Jan. to date
8445131000	Drawing/roving machines, electricallyoperated, for preparing texti	82 859	2 303 289	382 027	16 552 244
8445132000	Drawing/roving machines, not electricall operated, for preparing t	0	4 404	0	39 921
8445191000	Other machines for preparing textilefibres; electrically operated	128 035	852 168	1 688 863	12 082 007
8445192000	Other machines for preparing textilefibres; not electrically operate	0	2 812	0	109 876
8445201000	Textile spinning machines; electricallyoperated	457 693	7 195 588	4 126 508	49 202 176
8445202000	Textile spinning machines;not electrical operated	0	1 780	0	7 751
8445301000	Textile doubling/twisting machines;electrically operated	238 629	1 354 285	835 296	5 546 669
8445302000	Textile doubling/twisting machines; notelectrically operated	0	5 646	0	90 415
8445401000	Textile winding(including weft-winding)or reeling machin,electrica	242 594	2 532 968	4 720 967	36 130 565
8445402000	Textile winding (including weft-winding)or reeling machine,not ele	0	10 119	0	30 716
8445901000	Mach for prepring textile yarns to usedweaving/knitting/ stich bon	810 716	2 098 150	11 550 638	25 257 670
8445902000	Mach for prepring textile yarns to usedweaving/ knitt/ stich bond,n	0	333	0	35 476
8446101000	Machines for weaving fabricsof a width ? 30 cm, electric operated	15 738	291 848	74 650	1 763 163
8446210000	Power looms	72 944	1 029 945	364 104	5 991 179
8446290000	Machines for weaving fabricsof a width >30 cm,shuttle type	340 626	4 443 533	2 339 195	30 341 013
8446300000	Machines for weaving fabricsof a width >30 cm, shuttleless type	489 733	4 986 324	4 420 469	36 527 925
8447111000	Circular knitting mach,cylinderdiamtr ? 165 mm, electrically opera	90 246	748 057	1 390 406	6 822 068
8447112000	Circular knitting mach,cylinderdiamtr ? 165 mm,not electric opera	0	20 574	0	194 921
8447121000	Circular knitting mach,cylinderdiamtr >165 mm, electrically operat	19 400	1 103 273	128 970	13 148 037
8447122000	Circular knitting mach,cylinder diamtr>165 mm,not electrically ope	72	9 028	41	3 145
8447201000	Flat knitting & stitch bonding machine,electrically operated	24 545	1 309 553	207 576	21 112 728
8447202000	Flat knitting & stitch bonding machine,not electrically operated	24 000	54 597	764 033	1 038 736
8447901000	Machines for making gimped yarn,tulle,lace& mach for tufting,elec	314 398	2 815 161	3 168 763	19 798 323
8447902000	Machines for making gimped yarn,tulle,lace& mach for tufting,not	680	111 073	10 484	347 635
8448111000	Dobbies & jacquards, card reducing,copying,puching/ ass mach, ele	18 000	495 368	565 876	4 651 761
8448112000	Dobbies & jacquards, card reducing,copying,puching/ ass mach,not	187	25 285	3 880	141 325
8448191000	Auxiliary mach for use extruding/preparetextile/ weave/ knitt, elect	45 000	507 418	899 923	8 136 857
8448192000	Auxiliary mach for use extruding/preparetextile/ weave/ knitt, not e	194	53 524	10 093	273 525
8448200000	Parts&accessories of machines for extrud/their auxiliary machiner	23 020	1 572 900	586 923	13 349 067
8448310000	Card clothing	10 149	203 081	235 020	3 655 879
8448320000	Parts & access of mach for preparingtextile fibres,other than card	3 936	108 553	54 517	2 413 839
8448330000	Spindles, spindle flyers,spinning rings,and ring travellers	13 761	186 743	504 259	4 822 716
8448390000	Oth parts & access of mach of preparingtextile fibres/their auxiliar	109 706	1 958 830	1 915 657	27 449 441
8448420000	Reeds for looms, healds & heald-frames	8 304	135 845	128 538	2 890 350
8448491000	Shuttles,elect operated mach,use withmachines for extruding & kr	1 195	68 543	72 924	1 003 763
8448499100	Oth parts& acces, elect operated,use withmachines for extruding &	25 012	482 435	250 172	5 038 827
8448499200	Parts&accs of non-elect operated, usemachines for extruding & kn	4 057	110 100	132 501	1 999 321
8448510000	Snkers, needles&other articles used informing stitches	3 892	76 620	346 738	4 996 260
8448590000	Othe parts&accessories of mach forknitting/their auxiliary machin	23 473	340 585	356 356	3 062 303
8449001000	Mach for the manufacture/ finishingof felt/ nonwovens,electrically	43 651	480 486	178 240	4 517 300
8449002000	Mach for the manufacture/ finishingof belt/ nonwovens, not elect c	0	1	0	10
8450111000	Household/laundry-type washing machines;fully-automatic mach;v	93 360	1 374 603	392 122	5 577 439
8450119000	Household/laundry-type wash machines;fully- automatic machine;	2 576 018	18 635 050	10 644 276	78 265 657
8450120010	Household/laundry-type wash machines;built-in centrifugal drier,c	167 205	1 652 541	669 159	6 734 539
8450120020	Household/laundry-type wash machines;built- in centrifugal drier, v	777 130	8 281 742	3 168 864	30 621 866
8450191010	Other household/laundry-type wash machindry linen capacity ? 6 l	0	6 158	0	33 763
8450191020	Other household/laundry-type wash machindry linen capacity > 6 l	0	259 620	0	581 230
8450199010	Other household/laundry-type wash machindry linen capacity ? 6 l	0	8 373	0	20 310
8450199020	Other household/laundry-type wash machindry linen capacity > 6 l	0	4 385	0	13 939
8450200000	Household/laundry-type washing machines;a dry linen capacity >1	408 919	2 640 617	2 060 442	13 702 045
8450901000	Parts of mach of dry linencapacity > 10 kg	4 578	155 225	24 935	534 226
8450902000	Parts of mach of dry linen, full auto,with built-in centrifugal drier,ca	385 715	4 322 311	1 418 160	14 939 977
8451100000	Dry-cleaning machines	93 756	562 655	640 180	3 140 041
8451210000	Drying machines,each of a dry linencapacity not exceeding 10 kg	24 328	312 110	139 024	1 373 294
8451290000	Drying machines,each of a dry linencapacity exceeding 10 kg	102 319	1 752 636	771 980	13 139 651
8451301000	Ironing machines and presses(including fusing presses)	3 164	94 057	36 607	562 556
8451309000	Ironing machines and presses(including fusing presses)	25 082	334 369	646 974	4 964 277
8451400000	Washing, bleaching/dyeing machines	227 936	2 016 464	1 356 223	23 696 912
8451500000	Mach. for reeling,unreeling,folding,cutting/pinking textile fabrics	33 082	465 332	884 655	6 955 999
8451800010	Other machinery exclude washing machfor laundry ; for domestic	898	8 375	23 993	129 292
8451800090	Other machinery exclude washing machfor laundry ; for domestic	141 043	2 855 399	1 895 264	29 853 398
8451901100	Parts of drying machines witha dry linen capacity ? 10 kg	70	11 733	2 195	57 379
8451901900	Parts of drying machines witha dry linen capacity ? 10 kg	21 080	38 219	261 153	525 635
8451909000	Parts of drying machines witha dry linen capacity > 10 kg	127 653	615 374	415 009	5 181 053
8452100000	Sewing machines of the household type	171 579	1 088 271	434 333	3 556 801
8452210000	Sewing machines;automatic units	177 631	1 715 129	1 693 933	16 340 628
8452290000	Sewing machines;not automatic units	369 271	4 342 674	1 785 948	28 202 210
8452300000	Sewing machine needles	5 916	263 958	14 373	2 537 349
8452901100	Arm,bed,stand,flywheel,belt guard;pedals of sewing mach of hous	15 502	476 703	11 515	371 933
8452901200	Furniture, bases and covers for sewingmachines and parts there of	9 185	33 049	29 962	157 420
8452901900	Oth part of sewing mach of machineryof sewing machines of hous	32 577	445 007	135 415	2 781 909

I.3. IMPOR M ENURUT KOM ODITI / IM PORT BY HS COM M ODITY
 *** AGUSTUS/ AUGUST 2013 ***

HS	Uraian Komoditi Commodity Description	Berat Bersih / Net Weight (Kg)		Nilai / Value C.I.F (US\$)	
		Bulan ini Current Month	Kumulatif Cum.Jan. to date	Bulan ini Current Month	Kumulatif Cum.Jan. to date
8452909110	Arms beds,foot & pedals of mach excludeof sewing machines of hc	17	4 083	35	69 370
8452909190	Other parts of sewing mach of machineryof sewing machines of hc	1 163	38 432	76 228	454 893
8452909200	Furniture, bases and covers for sewingmachines and parts thereof	1 840	31 546	9 838	117 411
8452909900	Other parts of sewing mach of machineryexclude sewing mach of l	188 137	1 065 418	633 539	2 706 538
8453101000	Machinery for prepare,tanning/ work hides, skins/ leather, elect op	52 751	505 846	354 274	3 080 000
8453102000	Machinery for prepare,tanning/ work hides, skins/ leather, not elec	0	3 058	0	69 225
8453201000	Machinery for making/ repairing footwear,electrically operated	229 153	2 397 488	2 109 348	20 990 889
8453202000	Machinery for making/ repairing footwear,not electrically operat ec	48 558	202 421	243 037	1 133 305
8453801000	Other Mach for make/ repaire footwear,notsewing machine,electri	209 732	2 768 899	2 358 039	21 632 666
8453802000	Other Mach for make/ repaire footwear,notsewing machine,not el	83	11 940	536	157 285
8453900000	Parts of machinery for preparing,tanningworking hides, skins, leat	42 097	417 069	491 368	4 628 496
8454100000	Converters	55 676	2 928 719	555 169	15 476 127
8454200000	Ingot moulds and ladles	27 362	526 567	630 286	12 600 475
8454300000	Casting machines	51 840	1 686 189	933 591	20 202 250
8454900000	Parts of converter, ladles, ingot moulds, casting mach for metellur	150 359	3 022 529	2 679 092	23 110 187
8455100000	Tube mills	850	216 114	23 373	3 885 676
8455210000	Rolling mills,hot/ combination hot & cold	177 809	3 664 925	314 861	12 204 391
8455220000	Rolling mills, cold	52 930	735 532	225 679	3 929 922
8455300000	Rolls for rolling mills	447 814	6 387 514	1 744 683	28 495 720
8455900000	Other parts of metal-rolling millsand rolls therefor.	786 655	8 155 805	5 525 063	36 420 926
8456100000	Mach tool for work any material byremoval material,operat by las	4 307	330 635	411 762	8 423 205
8456200000	Machines tool for work any material byremoval material,operat by	10 257	110 384	90 985	2 437 779
8456300000	Machines tool for work any material byremoval material,electro-d	16 826	352 008	413 554	6 705 504
8456901000	Mach tool for mnfact of printed circuit,numerical control,by plasm	49 795	119 799	139 317	1 669 834
8456902000	Wet proces equip for the application byimmersion of electrochem	80	1 052	497	11 119
8456909000	Oth mach tool for work any materialby other operating processes	40 800	230 709	290 172	3 789 295
8457100000	Machining centres	399 534	4 705 251	8 595 533	90 032 399
8457200000	Unit construction machines(single-station)	32 809	150 594	990 719	2 335 635
8457300000	Multi-station transfer machines	116	109 459	649	1 986 434
8458110000	Horizontal lathes, for removing metalnumerically controlled	163 626	2 517 127	3 087 091	47 712 682
8458191000	Horizontal lathes, for remove metal,bed-spidle ctr not excd? 300m	26 106	385 337	88 950	1 699 947
8458199000	Horizontal lathes, for remove metal, bed-spidle cntrl not excd>300n	185 016	2 014 303	1 247 294	11 590 076
8458910000	Other lathes,for removing metalnumerically controlled	82 870	584 498	2 007 390	8 816 732
8458991000	Oth lathes,for remove metal,not numericntrl,spidle ctr-bed not e.	13 000	60 249	114 500	271 410
8458999000	Oth lathes,for remove metal,not numericntrl, spidle cetnre-bed no	208 598	2 056 190	1 171 493	22 694 807
8459101000	Way-type unit head machines,electrically operated	12 555	601 700	159 577	12 427 966
8459102000	Way-type unit head machines,not electrically operated	143	24 266	5 351	442 574
8459210000	Drilling machines,numerically controlled	20 534	189 733	637 771	5 121 460
8459291000	Drilling machines,electrically operated	135 960	1 571 678	470 061	10 267 787
8459292000	Drilling machines, not electricallyoperated	4 316	47 486	17 012	210 157
8459310000	Boring-milling machines, not horizontallathes,numerically controll	157 165	198 946	6 498 911	6 883 500
8459391000	Boring-milling machines,electricallyoperated, not horizontal lathes	14 465	386 516	73 157	2 751 598
8459392000	Boring-milling machines, not electricaloperated not horizontal lath	0	7 373	0	135 882
8459401000	Boring machines, electrically operated	91 223	665 363	457 748	4 743 837
8459402000	Boring machines, not electrical operated	22 041	231 639	549 941	2 004 062
8459510000	Milling machines, knee-type, numericallycontrolled	0	28 528	0	437 368
8459591000	Milling machines, knee-type,electrically operated	32 280	292 892	91 526	1 531 713
8459592000	Milling machines, knee-type,not electrically operated	2 500	34 253	19 700	202 014
8459610000	Other milling machines, numericallycontrolled	30 387	378 140	347 723	5 240 608
8459691000	Other milling machines, electricallyoperated	52 042	961 282	279 722	7 855 125
8459692000	Other milling machines, not electricallyoperated	66	20 297	1 251	97 052
8459701000	Other threading/tapping machines,electrically operated	30 127	512 228	250 791	8 075 054
8459702000	Other threading/tapping machines,not electrically operated	1 255	7 229	2 989	132 788
8460110000	Flat-surface grinding mach,an accur of at least 0.01 mm,numeric cc	233	99 641	6 991	4 036 768
8460191000	Other flat-surface grinding mach,an accur at least 0.01 mm, elect o	184 904	1 409 644	6 476 589	39 584 030
8460192000	Oth flat-surface grinding mach,an accurat least 0.01 mm, not elect	265	24 181	31 461	296 982
8460210000	Other grinding mach,an accuracy of atleast 0.01 mm,numerically c	8 720	159 370	390 772	4 452 092
8460291000	Other grinding mach,an accuracy of atleast 0.01 mm, electrically o	37 784	866 644	312 008	12 812 422
8460292000	Other grinding mach,an accur at least0.01 mm, not electric operat	4 487	46 804	2 997	150 968
8460311000	Machine tools, numeric controlled, forsharpen carbide diamet ? 3.	12 492	90 133	93 895	1 051 969
8460319000	Oth sharpening (tool/ cutter grinding)machines,numerically contro	15 762	332 039	118 400	7 965 099
8460391000	Oth sharpening (tool/ cutter grinding)machines, electrically operati	848	120 620	22 053	2 074 729
8460392000	Oth sharpening (tool/ cutter grinding)machines, not electrically opt	991	9 673	13 736	133 625
8460401000	Honing/lapping machines,electrically operated	22 866	350 201	213 937	10 098 729
8460402000	Honing/lapping machines,not electrically operated	0	18 499	0	80 423
8460901000	Other machine-tools for deburring,abrasives/ polishing products, e	22 542	4 350 345	602 567	17 302 361
8460902000	Other mach-tools for deburring,abrasives/ polishing products, not i	27 840	85 959	105 993	434 047
8461201000	Shaping/ slotting machines,electricallyoperated	31 110	454 169	740 490	4 389 458
8461202000	Shaping/ slotting mach,not electricallyoperated	1 945	24 368	11 395	420 757
8461301000	Broaching mach,electrically operated	31 443	91 576	1 096 709	2 966 618
8461302000	Broaching mach,not electric operated	1 929	4 535	55 422	147 457

I.3. IM POR MENURUT KOMODITI / IM PORT BY HS COM M ODITY
***** AGUSTUS/ AUGUST 2013 *****

HS	Uraian Komoditi Commodity Description	Berat Bersih / Net Weight (Kg)		Nilai / Value C.I.F (US\$)	
		Bulan ini Current Month	Net Weight (Kg) Kumulatif Cum.Jan. to date	Bulan ini Current Month	Value C.I.F (US\$) Kumulatif Cum.Jan. to date
8461401000	Gear cutting,gear grinding/gearfinishing mach electric operated	321	327 096	422	7 648 895
8461402000	Gear cutting,gear grinding/gearfinishing mach not electric operate	0	17 939	0	278 429
8461501000	Sawing/cutting-off machines,electrically operated	124 621	1 486 001	1 414 534	16 083 508
8461502000	Sawing/cutting-off machines,not electrically operated	25 892	235 077	96 210	806 020
8461901100	Planing machines,electric operated	2 881	69 830	9 284	1 132 464
8461901900	Other planing machines,electric operated	152 297	489 888	523 350	3 813 091
8461909100	Other planing machines,not electricoperated	0	528	0	18 649
8461909900	Other mach-tool work by removing metalor cerments, not electric	139 613	385 565	264 655	4 169 677
8462101000	Forging/die-stamping machines (incl pres& hammers, electric ope	1 610 647	19 963 032	14 416 600	130 608 727
8462102000	Forging/die-stamping machines (incl pres& hammers,not electric o	1 053	556 955	4 414	5 768 529
8462210000	Bend,fold,straighten/flattening machine(includ pres),numeric cont	81 281	2 999 943	909 489	32 569 747
8462291000	Bend,fold,straighten/flattening machine(incl pres),unnumeric cntr	237 505	4 042 830	1 929 654	29 938 646
8462292000	Bend,fold,straighten/flattngng mach(incl pres),unnumeric cntrl,nt e	46 525	353 350	134 675	1 503 729
8462310000	Shearing machine (incl press),oth thancombine punching mach,num	7 556	618 799	72 609	6 114 744
8462391000	Shearing mach (incl press),oth than binepunching mach,numeric c	167 276	2 684 554	2 589 918	20 184 198
8462392000	Shearing mach (incl press),oth than binepunch mach,not electric o	497	139 087	3 812	461 808
8462410000	Punching/notching mach,incl comb punch &shearing mach,numeri	139 058	573 739	2 309 425	6 975 531
8462491000	Punching/notching mach,incl comb punch &shearing mach,not nu	170 696	1 803 361	1 548 501	11 547 037
8462492000	Punching/notching mach,incl comb punch &shear mach,not numri	5 482	53 806	24 940	351 149
8462910000	Hydraulic presses	500 430	4 211 030	3 789 230	24 947 102
8462991000	Mach for manufac of boxes,cans & similarcontain of tin plate, elec	162 682	713 760	981 220	5 132 273
8462992000	Mach for manufac of boxes,cans containtin plate,not electrically o	0	41 060	0	795 455
8462995000	Oth machine for working metal by forging,hamming,electrically op	31 715	3 035 804	304 994	29 490 519
8462996000	Oth machine for working metal by forging,hamming,not electricall	3	185 774	859	906 749
8463101000	Draw-benches for bars,tube,profile,wire,or the like, electrically op	200 114	1 115 439	794 801	10 533 642
8463102000	Draw-benches for bars,tube,profile,wire,or the like, not electrically	14 478	64 234	120 001	258 161
8463201000	Thread rolling machines, electricallyoperated	77 618	581 461	456 559	4 796 921
8463202000	Thread rolling machines,not electricallyoperated	325	23 622	180	1 539 229
8463301000	Machines for working wire,electricallyoperated	63 071	2 399 300	1 317 450	26 720 167
8463302000	Machines for working wire,not electrically operated	9 217	109 000	17 653	382 410
8463901000	Oth mach tool for work metal/ cerments,without remove material,	106 998	1 204 441	1 251 047	26 036 480
8463902000	Oth mach tool for work metal/ cerments,without remove material,	3 757	67 866	29 703	12 863 763
8464101000	Sawing machines, electrically operated	56 871	365 368	238 950	2 214 609
8464102000	Sawing machines,not electrical operated	0	3 843	0	26 615
8464201000	Grinding/polishing machines,electrically operated	56 949	1 187 083	198 959	3 373 957
8464202000	Grinding/polishing machines,not electrically operated	43	12 473	1 961	103 114
8464901000	Oth mach tool for work stone,ceramics/like mineral material,elect	124 431	2 055 048	947 187	13 044 759
8464902000	Oth mach tool for work stone,ceramics/like mineral material,not e	684	664 300	6 207	1 614 564
8465100000	Mach, can carryout diffrnt type oprationwithout tool charge for su	61 204	813 369	850 647	5 425 463
8465911000	Sawing machines for scoring PCB/ PWB's electrically operated	2 651	110 547	114 761	694 613
8465912000	Other sawing mach for scoring PCB/ PWB's, electrically operated	121 116	1 483 619	381 111	5 587 017
8465919000	Other sawing mach for scoring PCB/ PWB's, not electrically operat	49 514	573 299	1 471 929	3 219 289
8465921000	Mach tools for routing PCB/PWB'ssubstrates,shank dmtr ? 3.175 n	9 590	37 238	24 000	175 650
8465922000	Oth planing,milling/ moulding(by cutting) mach,electrically operate	122 263	1 000 985	753 387	4 773 495
8465929000	Oth planing,milling/ moulding(by cutting)machines,not electric ope	34 302	193 029	896 627	2 025 403
8465931000	Grinding, sanding/ polishing machines,electrically operated	62 527	429 651	308 387	2 585 437
8465932000	Grinding, sanding/ polishing machines,not electrically operated	2 119	65 320	3 612	255 610
8465941000	Bending/ assembling machines,electrically operated	51 215	229 351	592 088	5 135 548
8465942000	Bending/ assembling machines,not electrically operated	1	6 754	1	68 420
8465951000	Drilling mach for manufac PCB/ PWB's ,with a spindle speed > 50.0l	1 539	52 276	6 255	492 182
8465953000	Other drilling/ morticing machines,electrically operated	48 620	740 254	477 335	2 995 784
8465959000	Other drilling/ morticing machines,not electrically operated	52 113	254 123	178 935	903 427
8465961000	Splitting, slicing/ paring machines,electrically operated	37 430	656 657	309 246	6 253 180
8465962000	Splitting, slicing/ paring machines,not electrically operated	0	46 453	0	479 270
8465993000	Other machine tools, lathes,eletrically operated	52 364	563 099	159 811	3 491 503
8465994000	Other machine tools, lathes,not eletrically operated	0	25 348	0	196 873
8465995000	Mach for deburring surfaces ofPCB/ PWB's, for scoring laminati pre	3 511	103 918	18 574	917 231
8465996000	Other mach-tools for nailing,stapling,glueing/ otherwise assemb,el	40 540	846 891	291 552	4 477 758
8465999000	Other mach-tools for nailing,stapling,glueing/ otherwise assemb,nc	50 632	560 565	1 019 115	6 525 431
8466101000	Tool hold.self-open dieheadsfor 8456.90,8460.31,8465.91,8465.92	4 179	55 617	31 325	819 929
8466109000	Oth tool holders & self-opening dieheads	24 265	654 846	1 037 324	13 340 984
8466201000	Work holders for sub 8456.99, 8460.31,8465.91, 8465.92, 8465.95	17 460	82 274	174 221	1 250 735
8466209000	Oth work holders for other machine tools	139 676	386 541	1 027 820	9 664 341
8466301000	Dividing h,special attachm 8456.99,8460.31,8465.91,8465.92,846	14 101	18 170	82 589	358 159
8466309000	Dividing h,not for attachm sub 8456.99,8460.31,8465.91,8465.92,	6 249	92 463	231 844	4 422 335
8466910000	Parts& acces suitable for machineof heading 84.64-84.65	71 479	2 681 274	1 003 481	9 739 090
8466921000	Parts& acces suitabl for mach 8465. 91.10,8465.92.10,8465.95.10,	4 023	38 761	30 792	370 718
8466929000	Parts & acces suitable for machof otherheading 84.65	13 899	377 069	554 551	6 530 172
8466932000	Parts& acces suitabl for mach 8456. 99.20,8456.99.30,8456.99.40&	256	9 873	3 406	103 040
8466939000	Parts& acces suitable for mach of otherheadings 84.56 to 84.61	129 093	1 335 210	1 627 825	20 262 417
8466940000	Oth parts & acces suitable for machinesother headings 84.56 to 84	301 340	3 098 911	5 518 549	50 492 980

I.3. IMPOR MENURUT KOMODITI / IMPORT BY HS COMMODITY
***** AGUSTUS/ AUGUST 2013 *****

HS	Uraian Komoditi Commodity Description	Berat Bersih / Net Weight (Kg)		Nilai / Value C.I.F (US\$)	
		Bulan ini Current Month	Kumulatif Cum.Jan. to date	Bulan ini Current Month	Kumulatif Cum.Jan. to date
8467110000	Tool for work in the hand,pneumatic,rotary type (incl rotary percu	10 149	164 521	357 607	4 698 015
8467190000	Tool for working in the hand,pneumatic,in other type	7 743	305 821	126 420	2 491 268
8467210000	Drills of all kinds with self containedelectric motor	230 138	2 056 485	635 291	6 301 850
8467220000	Saws with self contained electric motor	75 419	807 114	211 270	2 633 951
8467290000	Oth tool for working in the hand,with self-contained electric moto	640 124	7 350 701	1 887 500	21 814 125
8467810000	Chain saws	133 339	1 558 304	617 161	4 454 139
8467890000	Oth tool for working in the hand,with self-contained non-electric n	14 715	471 129	140 039	2 533 305
8467911000	Part of chain saw,of elect-mechanic forwork in hand,self-cont. elec	26	106 635	53	341 440
8467919000	Part of chain saw,of elect-mechanic forwork in hand,self-cont. non	108 904	1 646 290	169 904	3 176 671
8467920000	Parts of pneumatic tools	13 719	88 245	124 316	1 079 054
8467991000	Part of hydraulic tool,of goodswith self-contained electric motor	29 139	294 750	51 675	751 694
8467999000	Part of hydraulic tool,of goodsnot with self-contained electric mot	107 745	1 082 820	305 269	2 842 917
8468100000	Hand-held blow pipes	0	9 469	0	50 890
8468201000	Hand-operated gas welding, brazing/ cutting appliances for metal	76 403	546 229	281 758	2 750 849
8468209000	Other gas-operated welding machinery & apparatus	84 786	1 016 025	775 891	8 604 027
8468800000	Other machinery and apparatus	60 559	703 132	386 647	20 725 373
8468901000	Parts of goods of hand-held blow pipes	89 909	342 835	241 569	1 049 516
8468902000	Parts of goods of hand-operat gas weldbrazing/ cutting appliances	8 546	56 487	136 119	558 967
8468909000	Oth parts of not hand blow pipe/ oprtdgas welding, braze/cut appl	610 917	1 298 078	2 427 696	7 181 992
8469001000	Word processing machines	0	7 206	0	70 287
8469009010	Automatic typewriters	2 706	36 893	31 713	457 455
8469009090	Non automatic typewrites	1 175	48 988	35 060	245 548
8470100000	Electronic calculators capable of operwithout an extnl source elect	17 544	385 642	88 643	3 456 011
8470210000	Electronic calculating machinesincorporating a printing device	417	6 720	9 664	241 744
8470290000	Other electronic calculating machines	17 685	180 746	203 817	1 707 763
8470300000	Other calculating machines	134 179	908 089	281 853	2 529 055
8470500000	Cash registers	24 121	392 423	694 696	22 864 856
8470902000	Accounting machines	455	2 882	241	27 882
8470909000	Mach for pocket-size data record, reprod,display mach with calculi	16	717	22	124 242
8471301000	Palmtop & personal digital assistants(PDAs)	24 467	379 462	3 377 361	37 138 717
8471302000	Laptops incl notebooks and subnotebooks	575 886	8 160 532	47 812 903	681 454 049
8471309000	Oth portable digital automatic dataprocmach,weigh not more thar	173 885	1 165 172	28 592 854	250 876 109
8471411000	Personal computers excluding portable	120 707	1 323 834	5 645 061	47 892 774
8471419000	Other digital automatic data processingmachines	28 395	322 778	5 668 480	27 132 840
8471491000	Processing units for personal &portabcomputers,presented in for	90 149	943 827	5 568 460	59 058 845
8471499000	Other digital automatic data proces mach,present in form of syste	44 361	1 203 130	1 796 017	41 729 366
8471501000	Process units for personal & portab comp,other automatic data pr	168 024	2 745 458	9 785 752	128 208 961
8471509000	Other digital automatic data proces mach,other automatic data pr	211 931	2 101 152	7 492 552	73 488 003
8471603000	Computer keyboards	49 945	843 606	371 800	6 621 405
8471604000	X-y coordinate input devices,includingmouse,light pens,joystick,tra	82 124	1 007 389	371 044	7 279 811
8471609000	Other mach input/output units,whether/ not contain storg units sa	30 636	546 422	2 689 957	29 801 856
8471701000	Floppy disk drives	10 206	57 319	192 786	1 049 310
8471702000	Hard disk drives	288 942	2 419 671	11 029 857	102 145 027
8471703000	Tape drives	1 577	17 289	196 266	2 038 428
8471704000	Optical disk drives,including cd-romdrives,dvd drives & cd-r drives	74 788	1 036 635	1 951 414	29 931 940
8471705000	Proprietary fmat strge device incldmedia therefor fr automat dt pr	20 865	282 694	2 419 989	32 069 226
8471709100	Automatic backup systems	799	6 022	118 996	590 589
8471709900	Other storage units of digital automaticdata processing machines	29 931	504 531	929 512	24 208 302
8471801000	Control and adaptor units	39 172	500 470	1 706 906	11 069 774
8471807000	Sound card and video cards	5 486	185 601	52 365	2 053 049
8471809000	Other units of automatic data processingmachines	68 137	933 682	2 264 525	25 647 486
8471901000	Bar code readers	2 965	46 059	260 254	4 299 284
8471902000	Optical character readers,document/image scanners	25 517	332 921	1 203 974	14 450 480
8471909000	Other automatic data processing machines& units thereof	103 153	841 855	3 615 813	29 656 591
8472101000	Duplicating machines, electric operated	117	5 649	23 832	124 897
8472102000	Duplicating machines, not electricallyoperated	96	11 745	860	30 476
8472301000	Machines for sorting/folding mail/ for inserting mail in envelopes,e	118	7 108	971	36 105
8472901000	Automatic teller machines	1 177 070	4 597 087	13 993 763	61 582 473
8472902000	Electronic fingerprint identificationsystems	1 055	74 917	35 101	757 564
8472903000	Other office machines,electrically operated	35 027	454 786	368 706	6 302 353
8472909000	Other office machines,not electrically operated	9 369	145 226	69 998	854 027
8473101000	Printed circuit assembliesfor word- processing machines	927	12 895	6 168	96 932
8473109000	Other parts & acces of the mach oftypewriter not printer/ word pr	4 334	74 791	280 667	1 409 020
8473210000	Parts & accs of elect calculating; with/without extrnl sources & pr	8	12 970	1 476	229 134
8473290000	Other parts & acces of the machine ofcalculating, reproducing, di	26 617	130 261	372 781	2 455 040
8473301000	Assembled printed circuit boards	353 842	2 435 947	12 775 190	94 714 277
8473309000	Other parts & acces of the machines ofautomatic data processing ,	491 326	4 500 987	15 907 898	108 825 639
8473401100	Parts including printed circuit assembfor automatic teller machine	21 738	85 238	2 863 652	5 764 470
8473401900	Other parts&access of the mach of othoffice machine,for elect ope	7 923	120 835	526 874	3 565 509
8473402000	Other parts&access of the mach of othoffice machine,for non elec	1 539	16 098	64 665	91 012
8473501100	Parts&access suitable for use with machauto data procc mach & u	2 378	160 281	64 897	841 993

I.3. IM POR MENURUT KOM ODITI / IM PORT BY HS COM M ODITY
***** AGUSTUS/ AUGUST 2013 *****

HS	Uraian Komoditi Commodity Description	Berat Bersih / Net Weight (Kg)		Nilai / Value C.I.F (US\$)	
		Bulan ini Current Month	Kumulatif Cum.Jan. to date	Bulan ini Current Month	Kumulatif Cum.Jan. to date
8473501900	Part& acc suitabl for use mach typewriternot printers&oth office m	10 303	173 240	20 262	1 203 960
8473502000	Part& acc suitabl for use mach typewriternot print&oth office macl	80	342	1 055	2 705
8474101000	Sorting,screening,separating/washingmachines, electrically operat	621 361	4 142 102	5 363 347	32 831 975
8474102000	Sorting,screening,separating/washingmachines, not electrically op	5 355	346 727	184 530	3 004 217
8474201100	Crushing/grinding machines for stoneelectrically operated	439 230	11 669 622	1 013 370	32 299 985
8474201900	Crushing/grinding mach for earth,oresoth mineral substances,elect	495 554	7 039 131	2 579 535	61 375 410
8474202100	Crushing/grinding mach for stonenot electrically operated	13 900	235 364	15 750	1 083 282
8474202900	Crushing/grinding mach for earth,oresoth mineral substances,not e	109 448	811 387	295 480	5 497 720
8474311000	Concrete/ mortar mixers, electricallyoperated	322 395	2 754 687	1 043 591	9 173 425
8474312000	Concrete/ mortar mixers, not electricallyoperated	178 735	1 205 531	575 200	3 694 870
8474321100	Mach for mixing mineral substances withbitumen,output cap ? 80	85 000	2 137 925	171 000	4 003 541
8474321900	Mach for mixing mineral substances withbitumen,output cap > 80	265 190	2 715 725	1 163 477	7 478 656
8474322900	Mach for mix mineral substnc wth bitumen,output cap >80 t/h,not	14 820	183 683	173 800	702 060
8474391000	Other mixing/kneading machineselectrically operated	139 743	1 771 506	1 498 103	19 220 121
8474392000	Other mixing/kneading machinesnot electrically operated	5 136	464 446	29 989	3 134 333
8474801000	Mach for agglomerating,shaping/ mauldsolid mineral fuels,electric	1 891 836	14 040 279	4 111 170	57 414 025
8474802000	Mach for agglomerating,shaping/ mouldsolid mineral fuels,not elec	3 150	1 029 828	100 080	8 823 716
8474901000	Parts of mach for sort,creen,separate,wash,crush,grinding& mixing	1 278 064	12 858 958	10 299 738	91 232 789
8474902000	Parts of mach for sort,creen,separate,wash,crush,grinding& mix,no	220 432	1 018 229	1 121 460	9 934 373
8475101000	Mach for assembl electric/ electroniclamps tubes/ valves,electric op	8 744	77 276	144 908	953 641
8475102000	Mach for assembl electric/ electroniclamps tubes/ valves,not elect.	10 431	26 167	134 055	260 347
8475210000	Machines for making optical fibres andpreforms thereof	0	256	0	3 621
8475290000	Other machines for manufacturing/ hot working glass/glassware	78 602	366 933	871 736	6 138 444
8475901000	Part of mach for assmb/ mfg elect/ elctnrhot work glassware,elect	21 361	199 621	488 083	6 708 334
8475902000	Part of mach for assmb/ mfg elect/ elctnrhot work glassware,not e	14	3 367	1 246	240 630
8476210000	Automatic beverage-vending machin,incorporating heating/refrige	800	4 772	13 000	110 498
8476290000	Other automatic beverage-vendingmachines	0	3 204	0	58 478
8476810000	Other automatic goods-vending mach,incorporating heating/refrig	0	2	0	400
8476890000	Other automatic goods-vending mach,without heating/refrigerati	0	28 907	0	288 450
8476900000	Parts of automatic goods-vend machincorpor heating/refrigerating	52 543	523 440	969 389	8 920 135
8477101000	Injection-moulding machines for mouldingrubber	668 440	7 130 582	6 426 022	51 723 467
8477103100	P.v.c. injection moulding machine	684 240	9 925 593	6 225 387	69 895 301
8477103900	Other injection-moulding machinesfor moulding plastics	51 865	1 231 947	654 930	15 217 177
8477201000	Extruders for extruding rubber	13 853	386 200	82 204	4 365 212
8477202000	Extruders for extruding plastics	332 931	4 474 385	3 882 539	55 716 948
8477300000	Blow moulding machines	227 313	2 963 923	3 657 830	59 936 534
8477401000	Vacuum moulding & other thermo formingfor moulding/forming r	8 695	968 895	61 905	9 885 930
8477402000	Vacuum moulding & other thermo formingfor moulding/forming p	150 903	2 063 081	2 010 045	29 475 336
8477510000	Mach for mould/ retread pneunt tyres,for mould/ othwise forming	149 016	548 082	4 949 727	7 270 262
8477591000	Other machine for moulding/ otherwiseforming for rubber	118 244	839 811	988 614	6 721 073
8477592000	Other machine for moulding/ otherwiseorming for plastics	137 395	1 814 758	2 737 010	26 342 623
8477801000	Other machinery for working rubber/ rubber products, electrically	660 309	4 831 444	6 168 997	46 665 507
8477802000	Other machinery for working rubber/ rubber products, not electric	57 468	601 267	1 217 487	9 163 090
8477803100	Lamination presses for the manufactof PCB/ PWBs	0	53 854	0	465 998
8477803900	Other machinery for rubber or plastics,electrically operated	462 362	4 289 197	4 899 922	59 958 493
8477804000	Other machinery for working rubber/ plastic products, not elect op	9 787	446 118	101 478	2 580 703
8477901000	Parts of electrically operatd mach forworking rubber/products for	193 357	2 044 118	3 235 470	26 042 846
8477902000	Part of nonelectric opratd mach forworking rubb/fr the manuf pro	106 132	1 129 572	3 261 121	17 190 588
8477903200	Pars of lamination presses for the manuf of PCB/ PWBs	7 224	33 859	102 680	431 776
8477903900	Oth Parts not parts of laminationpresses for the manufc of PCB/ PV	270	47 914	14 488	1 383 179
8477904000	Part of nonelectric opratd mach for workplastic/ for the manuft p	106 896	742 719	365 873	6 123 738
8478101000	Machinery for preparing/ making uptobacco, electrically operated	239 809	1 998 885	17 988 152	155 533 728
8478102000	Machinery for preparing/ making uptobacco, not electrically opera	0	10 317	0	88 861
8478901000	Parts of machinery for preparing/ makingup tobacco, electrically op	19 373	1 132 343	2 484 772	26 726 268
8478902000	Parts of machinery for preparing/ makingup tobacco, not electrical	10 712	66 955	4 522	782 413
8479101000	Machinery for public works,building/ the like electrically operated	234 422	3 574 757	2 272 573	12 724 722
8479102000	Machinery fr public works,building/ the like not electrically operate	66 809	157 351	601 067	2 199 289
8479201000	Mach for the extract/ preparation of animal/ fix vegetabl fat/ oil, ele	3 765 312	20 517 450	17 051 499	148 836 743
8479202000	Mach for the extract/ preparation of animal/ fix vegetabl fat/ oil,not	206 539	1 824 822	452 292	8 003 523
8479301000	Presses for the manufacture of particleboard electrically operated	120 469	1 265 105	339 358	3 434 016
8479302000	Presses for the manufacture of particleboard not electrically opera	0	115 186	0	456 391
8479401000	Rope/ cable making machines,electrically operated	66 809	995 328	717 768	7 725 092
8479402000	Rope/ cable making machines,not electrically operated	245	9 215	64 614	260 456
8479500000	Industrial robots, not elsewherespecified/ included	131 019	990 552	1 905 280	37 358 617
8479600000	Evaporative air coolers	173 370	3 165 213	1 515 510	16 574 434
8479790000	Oth passenger boarding bridges	5 748	2 212 699	171 667	16 973 258
8479811000	Oth mach& mechanical appliance fortreating metal,electrically ope	137 525	1 594 656	2 156 251	19 567 356
8479812000	Oth mach& mechanical appliance fortreating mtl,non electrically op	3 384	188 133	18 700	1 302 286
8479821000	Mixing,kneading,crush,grind,screen,sift,homogenis,& emulsift/ stir	671 939	4 257 138	10 818 874	70 456 507
8479822000	Mixing,kneading,crush,grind,screen,sift,homogenis,& emulsift/ stir	10 061	573 748	306 135	6 600 247
8479892000	Machinery for assembling CPU	88 332	650 529	7 958 153	21 932 405

I.3. IMPOR M ENURUT KOM ODITI / IM PORT BY HS COM M ODITY
***** AGUSTUS/ AUGUST 2013 *****

H S	Uraian Komoditi Commodity Description	Berat Bersih / Net Weight (Kg)		Nilai / Value C.I.F (US\$)	
		Bulan ini Current Month	Kumulatif Cum.Jan. to date	Bulan ini Current Month	Kumulatif Cum.Jan. to date
8479893000	Oth mach for assembling CPU daughterboard in plastic case/ housi	267 247	4 105 776	5 319 984	92 737 806
8479894000	Oth mach for assembling CPU daughterboard in plastic case/ housi	160 903	941 478	5 918 490	35 359 492
8479902000	Part of goods Oth mach for assembling CPU daughter plastic case/ t	51 279	121 062	7 969 802	10 360 771
8479903000	Part of oth electrically operated machine	257 423	6 989 536	4 200 280	79 200 879
8479904000	Part of nonelectrically operated machinery	43 896	1 186 155	1 284 558	15 043 689
8480100000	Moulding boxes for metal foundry	45 431	745 637	1 465 290	11 733 042
8480200000	Mould bases	674 059	2 712 304	4 555 284	24 937 654
8480301000	Moulding patterns, of copper	218	20 355	23 258	404 827
8480309000	Moulding patterns, of other material	215 617	1 629 697	6 688 449	37 952 959
8480410000	Moulds for metal/ metal carbides injection or compression types	66 839	888 062	1 645 645	17 278 178
8480490000	Moulds for metal/ metal carbides not injection or compression type	236 935	1 575 891	4 426 531	21 317 755
8480500000	Moulds for glass	6 034	82 896	184 474	2 318 398
8480600000	Moulds for mineral materials	404 556	7 062 922	1 723 270	47 085 455
8480711000	Moulds for rubber or plastics, injection or compression type for fot	100 259	843 304	2 042 674	11 738 308
8480719010	Moulds for rubber or plastics, injection or compression type for op	455	1 262	36 936	48 291
8480719090	Oth moulds for rubber, plastics, injection/ compression type	430 230	4 351 442	10 339 285	107 076 111
8480791000	Mould for rubber, plastics, not injection, compression type for fotw	25 970	183 943	330 619	2 579 010
8480799000	Oth mould for rubber, plastics, not injection, compression type	34 185	283 885	818 035	6 804 657
8481101100	Pres-reduce valve, iron/ steel, manual	39 905	547 173	171 852	4 139 570
8481101900	Pres-reduce valve, iron/ steel, automatic operate, 5 cm ? internal dia	267 608	5 518 876	3 869 903	40 322 210
8481102100	Pressure-reducing valves of copper/ copper alloys internal diamtr ?	33 831	440 354	542 705	7 832 155
8481102200	Pressure-reducing valves of copper/ copper alloys internal diamtr >	29	77 741	1 274	171 018
8481109100	Oth pressure-reducing valves of plastics 1cm ? internal diamtr > 2.	9 387	50 776	454 469	1 042 770
8481109900	Oth pressure-reducing valves not of plastics	8 787	273 351	560 346	3 097 705
8481201000	Valve for olehydraulic/ pneumatic tran, manual oprtd, 5 cm ? intl di	2 545	98 397	116 392	1 703 336
8481202000	Valve for olehydraulic/ pneumatic tran, of cooper/ cooper alloy, 1cm	9 722	31 067	129 452	580 952
8481209000	Oth valve for olehydraulic/ pneumatic transmissions	238 243	1 674 679	3 533 487	29 799 597
8481301000	Check (nonreturn) valve of swing check-valve type, 40 cm ? inlets in	98 862	924 457	780 923	7 163 851
8481302000	Check (nonreturn) valve, copper/ copper alloy, internal diameter < 2	1 726	262 101	36 424	2 135 710
8481303000	Check (nonreturn) valve of plastics, 10cm ? internal diameter ? 25 c	470	10 125	6 411	168 816
8481309000	Other check (nonreturn) valves	260 661	2 718 955	5 125 450	40 353 668
8481401000	Safety/ relief valves of copper/ copper alloy < 2.5cm	35 589	115 904	1 372 921	3 196 060
8481402000	Safety/ relief valves of plastics 10cm ? internal diameter ? 25 cm	1 907	6 917	24 072	134 388
8481409000	Oth safety/ relief valves	152 626	1 406 094	2 591 495	34 953 082
8481801100	Valves for inner tube of copper/ copper alloys	212 401	1 564 806	1 927 557	15 114 137
8481801200	Valves for inner tubes of oth materials	40 686	428 301	411 215	3 151 506
8481801300	Valves for tubeless tyres of copper/ copper alloys	1 794	17 564	29 100	284 874
8481801400	Valves for tubeless tyres of oth materials	8 792	385 337	96 375	6 878 455
8481802100	Lpg cylinder valv of cooper/ cooper alloy having inlet & outlet intl dia	31 120	78 790	28 860	100 575
8481802200	Lpg cylinder valv of cooper/ cooper alloy having inlet & outlet intl dia	5 435	60 719	13 732	299 826
8481803000	Cocks/ valves, whether/ not fitted with piezo elect igniters for gas st	74 323	337 847	887 442	3 026 536
8481804100	Soda water bottle valve; gas operat, of plastic, 1 cm < internal diam	407	19 713	918	52 188
8481804900	Oth soda water bottle valves; gas operate beer dispensing units	288 482	2 380 746	1 834 319	17 040 852
8481805100	Mixing tapes and valves, of plastic, 1 cm < internal diameter ? 2,5cm	339	43 091	9 393	156 685
8481805900	Others mixing tapes and valves	204 845	1 826 803	1 667 956	7 173 603
8481806100	Water pipeline valve, manual operate, 5cm < inlet/ outlet int diamtr	18 032	156 258	134 736	2 070 321
8481806200	Cast iron gate valve, inlet diamtr ? 4cm & cast iron butterfly valve, inl	194 176	1 594 093	1 246 225	13 592 337
8481806300	Cast iron gate valve, inlet diamtr < 4cm & cast iron butterfly valve, inl	82 414	902 647	765 808	10 544 510
8481806400	Hog nipple waterer, of plastics, 1 cm ? internal diameter < 2,5 cm	277	12 743	7 901	240 186
8481806500	Other hog nipple waterers	30 179	158 226	227 519	3 187 801
8481806600	Nipple joint valves, of plastics 1 cm ? internal diameter < 2,5 cm	0	48 564	0	166 510
8481806700	Other nipple joint valves	11 342	244 427	460 036	4 349 028
8481807100	Ball valves, of plastics, 1 cm ? internal diameter < 2,5 cm	32 799	567 709	140 214	2 204 098
8481807200	Other ball valves	588 000	4 586 430	6 748 003	52 216 627
8481807300	Gate valve, manual operate, of iron/ steel, 5cm ? inlet/ outlet internal	265 521	8 264 103	1 505 431	18 756 008
8481807400	Gate valve, manual operate, of iron/ steel, inlet/ outlet internal diam	135 526	364 744	751 195	2 396 816
8481807500	Manifold valves of plastics, 1 cm ? internal diameter < 2,5 cm	239	12 489	1 777	24 020
8481807600	Other manifold valves	88 654	618 205	587 405	5 796 221
8481808100	Pneumatic control valve, of plastics, 1 cm ? internal diameter < 2,5	13 653	76 270	463 919	2 113 244
8481808200	Other pneumatic controlled valve	35 799	209 441	1 195 256	9 541 147
8481808300	Oth valve of plastic, inlet diamtr >= 1cm, outlet diamtr ? 2,5 cm	5 506	101 445	12 769	467 812
8481808400	Oth valve of plastic, inlet diamtr >= 1cm, outlet diamtr > 2,5 cm	859	8 748	6 149	319 615
8481808700	Fuel cut-off valve plastic for vehicle for transport of persons/ goods	2 273	25 007	55 794	415 342
8481808800	Other fuel cut-off valve plastic for vehicle for transport of persons/ g	24 816	442 950	246 235	2 635 626
8481808900	Other valve of stainless steel/ nickle, manual operate, weighting < 3	117 891	1 004 814	566 861	3 261 468
8481809100	Water taps of copper or copper alloy with an internal diameter ? 2.	47 119	1 542 990	526 844	13 507 163
8481809200	Fuel cut-off valves for vehicle	1 078	27 636	42 806	864 582
8481809900	Other Fuel cut-off for vehicle	1 002 154	8 782 949	16 296 968	175 008 880
8481901000	Parts of housing for sluice/ gate valves an internal diameter ? 25 m	25 352	246 457	346 525	3 209 163
8481902100	Parts bodies valves, for water taps	14 455	184 264	80 806	759 159
8481902200	Parts bodies valve for LPG cylinder	28 974	97 464	219 586	800 156

I.3. IM POR MENURUT KOMODITI / IM PORT BY HS COM M ODITY
***** AGUSTUS/ AUGUST 2013 *****

H S	Uraian Komoditi Commodity Description	Berat Bersih / Net Weight (Kg)		Nilai / Value C.I.F (US\$)	
		Bulan ini Current Month	Kumulatif Cum.Jan. to date	Bulan ini Current Month	Kumulatif Cum.Jan. to date
8481902300	Other bodies valves not for water taps	13 818	88 414	325 394	953 705
8481902900	Others parts for taps, cocks, valves,and similar appliance of int. din	77 155	1 073 805	1 066 271	13 858 068
8481903100	Valve bodies/ stems of inner tube ortubeless tyres valves	4 715	34 868	188 908	1 717 548
8481903900	Oth valve bodies/ stems of inner tube ortubeless tyres valves	26 828	411 711	305 345	5 381 342
8481904100	Valve cores of inner tube valves ortubeless tyres valves	189	1 951	1 861	34 546
8481904900	Oth valve cores of inner tube valves ortubeless tyres valves	6 775	222 602	541 158	5 812 590
8481909000	Others parts for taps, cocks, valvesand similar appliances	353 773	3 589 593	2 946 098	36 037 298
8482100000	Ball bearings	2 244 672	16 588 219	13 586 358	128 387 891
8482200000	Tapered roller bearings,including coneand tapered roller assembli	231 547	2 450 356	2 998 227	29 258 173
8482300000	Spherical roller bearings	155 049	1 124 965	766 881	8 059 270
8482400000	Needle roller bearings	112 348	1 171 543	2 068 597	24 533 480
8482500000	Oth cylindrical roller bearings	89 443	1 099 177	1 904 845	22 337 670
8482800000	Oth,includ.combined ball/ roller bearings	800 624	7 895 936	6 831 160	66 943 016
8482910000	Balls, needles and rollers	133 762	1 426 051	1 496 622	14 216 799
8482990000	Other parts of ball and roller bearings	671 593	6 621 188	6 073 070	52 419 831
8483101000	Transmission shafts for machinery ofheading 84.29 or 84.30	45 773	446 220	682 201	7 698 099
8483102400	Transmission shaft for vehicles of motorcycles, auxiliary motor	409 974	4 663 094	2 602 506	31 638 404
8483102500	Transmission shafts for vehicles of a cylinder capacity < 2000 cc	796 392	5 398 825	5 093 112	36 073 457
8483102600	Transmission shafts for vehicles of 2000 cc < cylinder capacity? 300	46 756	589 397	408 182	5 465 311
8483102700	Transmission shafts for vehicles of a cylinder capacity > 3000 cc	151 307	1 511 288	1 782 531	17 984 408
8483103100	Transmission shafts for marine propul-sion engines of an output ?2	431	147 410	16 309	81 152
8483103900	Transmission shafts for marine propul-sion engines of an output >2	83 016	614 741	842 744	7 328 488
8483109000	Other transmission shafts	1 026 522	8 994 507	13 158 988	108 160 682
8483202000	Bearing housing incorp. ball or rollerbearings for mach.of bulldozer	427	45 191	9 326	1 198 694
8483203000	Bearing housing incorp. ball or rollerbearings for mach.of vehicles	14 382	275 380	138 070	2 207 590
8483209000	Other bearing housing incorp. ballOr roller	92 711	3 216 878	387 704	7 638 747
8483302000	Bear'g hous'g not incorp.ball or rollerbearings for mach.of head 84	51 029	161 010	539 488	2 113 501
8483303000	Bear'g hous'g not incorp.ball or rollerbearings for eng.of vhlcl of ch	81 203	488 589	995 747	6 644 352
8483309000	Other bearing housing not incorp.ball orroller bearings; plain shats	321 997	2 236 483	2 387 793	15 875 057
8483402000	Gear&gearing oth than toothed wheels,for marine vessels	124 704	2 623 084	1 069 617	24 982 668
8483403000	Gear&gearing oth than toothed wheels,for machinery of moving g	360 521	1 918 423	4 655 580	26 198 903
8483409000	Gear&gearing oth than toothed wheels,for oth mar.vsl/ mach of m	1 642 754	14 526 629	16 114 643	168 448 119
8483500000	Flywheels&pulleys,including pulley block	449 393	4 232 017	3 200 779	31 787 726
8483600000	Clutches & shaft couplings(including universal joints)	348 022	3 506 750	4 115 345	38 410 449
8483901100	Parts of goods of transmission shaftsfor pedestrian/agricultural tra	1 316	49 144	25 918	180 907
8483901300	Parts of goods of transmission shaftsfor oth. tractors of pedestrian	3 961	21 586	80 951	485 820
8483901400	Parts of goods of transmission shaftsfor goods of motorcycles	37 192	345 296	145 162	1 523 110
8483901500	Parts of goods of transmission shaftsfor other goods of vehicle anc	223 260	1 616 457	2 183 170	17 231 400
8483901900	Oth. parts of goods of trans. shafts	77 559	785 427	586 695	6 192 972
8483909100	Oth toothed wheels, chain sproccatedfor goods of pedestrian/ agric	0	352	0	12 461
8483909300	Oth toothed wheels, chain sproccatedfor oth.tractors of pedestrian	8	741	365	7 707
8483909400	Oth toothed wheels, chain sproccatedfor goods of motorcycles	32 755	590 518	247 548	3 432 882
8483909500	Oth toothed wheels, chain sproccatedfor other goods of vehicles ar	213 088	1 512 130	3 265 156	24 529 580
8483909900	Oth toothed wheels, chain sproccated	243 396	2 792 918	2 267 780	15 939 416
8484100000	Gaskets&similar joint metal sheetingcombined with oth material/ 2	521 333	3 505 474	5 039 147	49 569 151
8484200000	Mechanical seal	235 773	841 547	1 361 671	12 648 451
8484900000	Oth.gasket&similar joints of metal sheetcombined with oth materi	260 058	2 604 856	4 618 979	46 197 368
8486101000	Apparatus for rapid heating of semi-conductor wafers	2 292	45 827	193 639	2 076 243
8486102000	Spin dryers for semiconductor waferprocessing	0	4 521	0	67 560
8486103000	Machines for working by laser/ oth lightin the prod.of semiconduc	15	1 118	22 500	84 212
8486104000	Mach.& app for sawing monocrystal semi-ond. boules into slice, w	0	3 342	0	257 368
8486105000	Grinding, polishing,lapping machines forproces. of semiconductor	4 083	136 960	9 838	464 154
8486106000	Apparatus for growing/pulling mono-crystal semiconductor boules	0	1 775	0	648 437
8486109000	Oth machines&apparatus for the manu-facture of boules or water:	146	32 773	40 290	837 388
8486201100	Chemical vapour deposition app. for semiconductor production	0	167	0	10 349
8486201200	Epitaxial deposi'n mach. smcndctor wfr;spinner for coat'g photogr	293	71 515	55	561 425
8486201300	App.physical deposition by sputter'g onsemiconductor wafers or fc	0	27	0	635
8486201900	Other film formation equipment	64	222	457	7 106
8486202100	Ion implanters for doping semiconductormaterials	0	19	0	1 567
8486202900	Other doping equipment	8	409	392	110 851
8486203100	Deflash mach.;spraying appliances forcleaning metal leads&semic	33	34 164	1 181	300 416
8486203200	Equipment for dry-etching patterns onsemiconductor materials	0	23	0	2 183
8486203300	Apparatus for wet etching, developing,stripping,cleaing semiconc	0	3 369	0	31 149
8486203900	Other etching and stripping equipment	21	29 820	5 395	931 347
8486204200	Step and repeat aligners	0	73	0	3 200
8486204900	Other lithography equipment	0	77	0	2 778
8486205100	Dicing machines for scribing/ scoringsemiconductor wafers	22	76	2 187	4 955
8486205900	Other equipment for dev. exposed wafers	0	89	0	24 552
8486209100	Lasercutters for cut contact. tracks insemiconductor prod. by laser	7 396	99 617	68 136	1 032 343
8486209200	Machines for bending, folding and straightening semiconductor leac	52 365	100 866	104 148	256 267
8486209300	Resistance heated furnaces, ovens formfcture of semicon dvc on s	326	1 308	8 017	56 498

I.3. IMPOR M ENURUT KOM ODITI / IM PORT BY HS COM M ODITY
***** AGUSTUS/ AUGUST 2013 *****

HS	Uraian Komoditi Commodity Description	Berat Bersih / Net Weight (Kg)		Nilai / Value C.I.F (US\$)	
		Bulan ini Current Month	Kumulatif Cum.Jan. to date	Bulan ini Current Month	Kumulatif Cum.Jan. to date
8486209500	Auto-mach. for the placement/removal of comp./contact element	419	33 068	64 562	2 414 131
8486209900	Other mach. & aprts for the mnfact of semicon. devices/ of elect i	0	28 898	0	64 025
8486301000	Apparatus for dry etching patterns on flat panel display substrates	100	13 953	7 481	26 033
8486303000	Chemical vapour deposition app.to prod spinners for coat.physic d	0	179	0	14 089
8486309000	Othetr mach. and app. for the manufacture of flat panel displays	0	24 908	0	430 380
8486401000	Focused ion beam milling mach to prodce,repair mask,reticle for p	0	21	0	394
8486402000	Die attach,bonders, for assem. Smcondtormatic mach.for transpor	16 475	63 059	215 642	2 328 809
8486403000	Moulds for manufact. of semiconductor devices	1 924	47 523	79 254	357 420
8486404000	Optical stereoscopic microscopes fittedwith equip.spec'ly dsgned c	0	46	0	36 050
8486406000	Electron beam microscopes with equipsspecifically designed of smc	54	239	45 713	45 939
8486407000	Pattern generating app for produce masksor reticle from phtoresis	0	9	0	223
8486409000	Other machines and apparatus specifiedin note 9(c) to this chapte	358	20 424	31 850	2 180 928
8486901100	Parts and accessories of app for rapidheating of semiconductor wal	874	3 988	62 467	226 927
8486901200	Parts & accessories of spin dryersfor semiconductor wafer prosesi	32	647	263	15 176
8486901300	Parts&access.of mach. for work by laseror oth.lead or photobeam	0	2 113	0	119 376
8486901400	Tool holders&self-open diehead, workholders; dividing heads for i	262	2 198	2 402	147 970
8486901500	Oth parts, access.of mach. for machinetools	293	13 110	36 694	571 983
8486901600	Parts & access.of grind, polish, lap mac for processing of semicon.	537	8 984	11 162	99 084
8486901700	Parts & access.of app for grow/pullingmonocrystal semiconductor	1	1 255	14 300	24 926
8486901900	Oth parts, access.of mach. and app. forthe manufact. of boules/wz	65	1 676	13 136	421 379
8486902200	Parts & access. of epitaxial depo. mach,spinner for coat photo. em	2 389	46 392	22 000	105 957
8486902300	Parts & access. of ion implanter fordopping of app for phys.l depo,	31	71	6 769	8 422
8486902400	Tool holder/self-open diehead; of sprayor etch,strip s-wafer,dry-et	0	4 446	0	130 228
8486902500	Oth parts & access. of dicing machinesfor scrib/ scoring smconduct	1 567	6 533	188 223	437 586
8486902600	Tool holder/self-open diehead,dividingheads&oth spec atchm for	899	14 686	58 915	391 131
8486902700	Other part and accessories of tool holdrselp open diehead, dividin	3 747	35 655	50 116	770 689
8486902800	Part & access of resistance heated furnaces&ovens for the mnfctre	9 283	53 873	17 571	309 645
8486902900	Oth part & acces of mach & app.for mnfctof smcndctre dvcos/ of e	3 658	5 764	67 801	109 369
8486903100	Part&access of app for dry etching ptttrnon flat panel display subst	1	1 548	10	3 264
8486903200	Tool holder/self-open dieheads,work hldrdividing heads&oth spec	2	159	164	7 719
8486903300	Oth. part&access of app for dry/ wetetching&oth special atch for i	0	2 089	0	9 679
8486903500	Part & access of spinners for coat.photoemuls/ app.phys depo on f	1	7	1 286	3 501
8486903900	Oth part & access of mach and apparatusfor the manufact. of flat p	0	349	0	57 652
8486904100	Part & acces of focused ion beam millingmach to produce, repair n	0	7 653	0	96 492
8486904200	Part&acces of die attach app, auto-tapewire bonder, encapsul equ	193	9 597	33 758	356 166
8486904300	Part&acces of auto-mach transport, handlstorage of smcndctor, w	602	729	53 650	67 169
8486904400	Part&acc of optic stereoscop microscopewith equip to hndle/tran	0	1 941	0	6 492
8486904500	Part & acces of electron beam microscopewith equip to hndle/trar	0	36	0	7 325
8486904600	Part & acces of pattern generating app.used to prod masks/ rtdl fro	237	237	13 193	13 193
8486904900	Oth part and acces of other mach & appspecified in note 9(c) to th	1 158	22 857	197 045	1 517 450
8487100000	Ships/boats propellers and blades thrfor	301 385	1 650 846	5 368 484	17 250 070
8487900000	Oth mach. parts, not cont. electric con-nectior,insulator,coil, oth el	114 940	2 476 622	2 975 215	39 432 286
8501102100	Stepper motors dc an output ? 37.5 wof ac, refrigerator,domesetic	10 319	150 843	221 481	3 231 928
8501102900	Oth. Stepper mtr dc an output ? 37.5 w	12 590	332 963	390 756	8 704 363
8501103000	Spindle motors dc an output? 37.5 w	5 537	64 725	260 313	2 490 186
8501104100	Others spindle mtr dc an output? 37.5 wof ac, refrigerator,domes	55 166	488 780	752 846	8 869 690
8501104900	Others motors dc of an output?37.5w	160 219	1 542 047	2 468 850	20 849 320
8501105100	Stepper universal (AC/DC) motorsof ac, refrigerator,domesetic app	5 271	11 420	141 511	312 259
8501105900	Oth stepper universal (AC/DC) motors	77 343	638 272	80 287	1 835 344
8501106000	Spindle universal (AC/DC) motors ofan output =<37.5w	4 104	30 444	102 480	2 785 236
8501109100	Others spindle (AC/DC) motors of headingof ac, refrigerator,dome	753	73 346	3 793	2 013 817
8501109900	Others spindle (AC/DC) motors	279 873	2 244 792	2 574 814	28 838 951
8501201200	Universal AC/DC mtrs of an output>37.5 w	99 651	819 730	68 893	632 098
8501201900	Other universal AC/DC mtrs ofan output > 37,5 w	34 230	382 630	129 903	1 284 949
8501202100	Universal (AC/DC) motors ofan output > 1 kw	0	216	0	10 774
8501202900	Other universal (AC/DC) motors ofan output > 1 kw	111 606	274 435	929 362	2 456 478
8501313000	Motor DC, generator DC an output?750 w	213 177	864 686	1 039 339	13 391 460
8501314000	Oth.mtr dc, genrator dc an output? 750 w	296 858	1 874 140	2 677 445	19 164 647
8501315000	Generator DC an output ? 750 w	53 273	752 636	425 980	6 187 099
8501321100	Motor of kind used of ac, refrigerator,domesetic appl.elct output >	7	28 315	208	181 427
8501321200	Other motor dc an output > 37.5 kw	26 600	389 770	88 375	1 863 258
8501321300	Other Generator dc an output>37.5 kw	108 789	437 416	1 370 932	2 728 043
8501329100	Other motor of kind used of ac, refrig. domesetic appl.elct output	0	1 496	0	29 288
8501329200	Oth motor dc 37.5 kw<output?75 kw	13 122	277 033	190 839	7 564 923
8501329300	Oth generator dc 37.5 kw<output?75 kw	3 555	320 147	21 358	3 998 517
8501330000	Motor dc, Generator dc75 kw < an output ? 375 kw	10 145	222 878	124 367	1 996 178
8501340000	Motor dc, Generator dc75 kw output > 375 kw	12 020	393 603	106 544	2 878 617
8501401100	Motors AC, single-phase ofan output ? 1 kw	253 896	3 411 608	809 509	10 631 013
8501401900	Other motor AC, single-phase ofan output ? 1 kw	1 192 081	12 014 929	3 480 629	34 143 228
8501402100	Motor AC, single-phase ofan output > 1 kw	2 144	53 010	92 371	1 000 210
8501402900	Oth AC motors, single-phase ofan output > 1 kw	81 081	1 921 136	144 220	1 881 956

I.3. IM POR MENURUT KOMODITI / IM PORT BY HS COM M ODITY
***** AGUSTUS/ AUGUST 2013 *****

HS	Uraian Komoditi Commodity Description	Berat Bersih / Net Weight (Kg)		Nilai / Value C.I.F (US\$)	
		Bulan ini Current Month	Net Weight (Kg) Kumulatif Cum.Jan. to date	Bulan ini Current Month	Value C.I.F (US\$) Kumulatif Cum.Jan. to date
8501511100	Motor ac, multi-phase of an output ? 750 w	144 558	837 295	98 582	1 529 318
8501511900	Other motor ac, multi-phase of an output ? 750 w	56 444	932 149	421 494	5 267 063
8501521100	Motor ac, multi-phase of 750 w < an output ? 1 kw	7 011	40 614	27 094	223 416
8501521900	Other motor ac, multi-phase of 750 w < an output ? 1 kw	107 633	1 158 466	769 139	6 600 298
8501522100	Motor ac, multi-phase of 1 kw < an output ? 37.5 kw	54 933	541 082	183 483	1 949 567
8501522900	Other motor ac, multi-phase of 1 kw < an output ? 37.5 kw	578 450	5 260 499	1 396 744	16 288 213
8501523100	Motor ac, multi-phase of an output > 37.5 kw	10 872	475 903	44 907	1 732 730
8501523900	Other motor ac, multi-phase of an output > 37.5 kw	92 045	1 396 377	324 621	6 150 233
8501530000	Motor ac of an output > 75 kw	163 283	2 131 051	1 184 019	18 098 760
8501611000	Generator ac of an output ? 12.5 kva	153 146	1 554 196	647 088	4 003 910
8501612000	Generator ac of an output > 12.5 kva	128 453	1 646 079	345 526	4 057 731
8501621000	Generator ac of 75 kva < an output ? 150 kva	24 772	470 293	95 983	2 472 499
8501629000	Generator ac of 150 kva < an output ? 375 kva	53 382	481 754	287 986	1 789 753
8501630000	Generator ac of 375 kva < an output ? 750 kva	22 386	316 457	134 284	2 321 630
8501640000	Generator ac of an output > 750 kva	28 673	1 437 424	90 056	11 549 341
8502110000	Electric generating sets & rotary conv. of an output < 75 kva	443 888	7 132 479	2 300 434	32 588 426
8502121000	Electric generating sets & rotary conv. 75 kva < an output ? 125 kva	151 163	2 209 355	693 993	10 596 678
8502122000	Electric generating sets & rotary conv. 125 kva < an output ? 375 kva	265 848	2 899 451	2 119 663	20 377 448
8502131000	Electric generating sets & rotary conv. of an output > 12500 kva	19 934	2 188 769	254 288	59 798 689
8502139000	Oth. elect generating sets & rotary conv. of an output > 12500 kva	965 800	13 274 321	15 325 000	129 628 872
8502201000	Generating sets with spark-ignit interncombust piston output ? 75	503 406	8 942 184	1 371 931	20 403 789
8502202000	Generating sets with spark-ignit interncombust piston 75 kva < out	142 064	906 771	160 285	1 208 893
8502203000	Generat sets with spark-ignition interncombust pist 100 kva < outp	163 373	2 778 909	3 325 387	67 535 976
8502204100	Generat sets with spark-ignition interncombust piston output > 12	16	15 232	33 695	56 032
8502204900	Oth. gnrating sets with spark-ign interncombust piston output > 12	2 179 602	5 540 162	1 570 937	8 679 172
8502311000	Oth generating sets wind-powered of an output ? 10000 kva	7 638	88 469	146 431	1 019 739
8502312000	Oth generating sets wind-powered of an oan output > 10000 kva	0	183	0	9 531
8502391000	Oth generating sets not wind-powered of an output ? 10 kva	1 156	824 318	91 792	26 862 465
8502392000	Oth generating sets not wind-powered of 10 kva < output ? 10000	45 598	558 381	1 578 304	10 920 673
8502393100	Oth generating sets not wind-powered of an output > 12500 kva	0	293 683	0	3 171 376
8502393900	Oth generating sets not wind-powered of an output > 10000 kva	388 706	610 421	784 123	3 459 618
8502400000	Electric rotary converters	7 436	39 954	484 570	1 516 436
8503001000	Parts used in manufacture elct.motor, generator of output>10000	108 753	1 883 532	1 613 510	17 067 079
8503009000	Oth parts in manufacture electric motor generator of output>1000	701 873	8 352 976	15 426 276	80 142 715
8504100000	Ballasts, for discharge lamps or tubes	31 613	2 311 856	352 159	13 111 097
8504211000	Step-voltage regulators; instrument transformer with a power hand	32 210	296 319	244 588	2 931 724
8504219200	Liquid dielect transformer with handlingcap>10kva and high side v	4 230	265 279	58 500	3 011 402
8504219300	Liquid dielect transformer with handlingcap>10kva and 66 kva<hig	0	12 396	0	144 801
8504219900	Oth Liquid dielectric transformer handling capacity ? 650 kva	62 910	1 304 964	760 525	15 962 282
8504221100	Step-voltage regulators of high side voltage 66 kv or more	1	50 686	23	271 057
8504221900	Step-voltage regulator of a high side voltage < 66 kv	21 893	375 491	86 796	2 575 432
8504229200	Oth stepvoltage regltor of a high side 110 kv<voltage? 650 kv	0	63 898	0	495 036
8504229300	Oth stepvoltage regltor of a high side 66 kv < voltage ? 110 kv	6	5 152	4 662	94 466
8504229900	Oth stepvoltage regltor of a high side 650 kv < voltage ? 10000 kv	76 348	335 249	584 666	2 943 206
8504231000	Liquid dielectric transformers, power handling capacity ? 15000 kv	147 135	879 146	838 596	8 337 958
8504232100	Liquid dielectric transformers, power 15000 < handling capacity ? ;	0	39 927	0	409 280
8504232200	Liquid dielectric transformers, power 20000 < handling capacity ? ;	0	348 959	0	2 620 754
8504232900	Oth liquid dielectric transformers power handling capacity > 30000	1 245	2 893 678	3 311	23 811 480
8504311100	Instrument potential transformer with rating voltage ? 110 kv	7 166	91 004	121 056	1 329 330
8504311200	Instrument potential transformer with 66 kv ? rating voltage < 110	0	14 657	0	148 453
8504311300	Instrument potential transformer with 1 kv ? rating voltage < 66 kv	95	39 238	2 447	461 268
8504311900	Oth. instrument potential transformer	17 593	334 613	202 600	2 716 669
8504312100	Ring current tranformers with voltagerating ? 110 kv	10 523	230 621	149 547	3 250 214
8504312200	Oth ring current transformers	18 101	64 285	195 630	1 063 993
8504312300	Instrument current tranformers with 66 kv ? rating voltage < 110 kv	0	1 974	0	38 119
8504312400	Instrument current tranformers with 1 kv ? rating voltage < 66 kv	0	24 516	0	66 171
8504312900	Oth instrument current transformers with	15 272	218 187	352 351	2 765 142
8504313000	Flyback transformer power handling capacity ? 1 kva	28 424	178 403	282 083	1 666 183
8504314000	Intermediate frequency transformer power handling capacity ? 1 kv	32 426	283 843	390 502	2 435 890
8504319100	Oth transformers of kind used toys, scale or similar recreational mo	10 329	150 776	125 515	1 582 893
8504319200	Oth machting transformer having power handling capacity ? 1 kva	40 120	479 921	340 683	6 418 898
8504319910	Step up/down transformer, slide regulator stabilizer handling capac	113 122	1 444 087	869 589	8 798 920
8504319990	Oth transformers having power handling capacity ? 1 kva	93 030	747 122	1 519 439	13 533 863
8504321100	Matching transformers, power handling 1 kva < capacity ? 5 kva	3 857	45 219	51 653	540 090
8504321900	Oth matching transformers, pwr handling 1 kva < capacity ? 5 kva	6 492	66 658	212 251	778 650
8504322000	Oth transformers of kind used toys, scales, mlr recr'n'l models 1 kv	13	1 554	16	6 786
8504323000	Oth matching transformers minimum freq. 3 mhz & power handling	1 369	8 710	108 371	251 122
8504324100	Matching transformers of power handling 5 kva < capacity ? 10 kv	2 428	45 106	36 558	552 654
8504324900	Oth matching transform'r of pwr handling 5 kva < capacity ? 10 kv	1 237	11 839	8 129	232 072
8504325100	Matching transformers, power handling 10 kva < capacity < 16 kva	0	390	0	2 864
8504325900	Oth matching transfmrs, power handling 10 kva < capacity < 16 kva	7 811	75 280	87 024	1 813 425

I.3. IMPOR MENURUT KOMODITI / IMPORT BY HS COMMODITY
***** AGUSTUS/ AUGUST 2013 *****

HS	Uraian Komoditi Commodity Description	Berat Bersih / Net Weight (Kg)		Nilai / Value C.I.F (US\$)	
		Bulan ini Current Month	Kumulatif Cum.Jan. to date	Bulan ini Current Month	Kumulatif Cum.Jan. to date
8504331100	Matching transform.side voltage? 66kv	0	5 503	0	103 418
8504331900	Oth matching transfmrs high s-volt? 66kv16 kva < capacity ? 500 k	24 269	280 153	336 449	3 662 216
8504339100	Matching transformers power handling16 kva < capacity ? 500 kv	0	14 325	0	180 029
8504339900	Oth matching transformers power handling16 kva < capacity ? 500	5 103	624 391	56 059	13 785 019
8504341100	Matching transform.side voltage ? 66 kv10000 kva <power cap ? 1	0	39 231	0	84 757
8504341200	Oth matching transformerspower capaity > 500 kva	0	53 019	0	241 974
8504341300	Oth matching transform.side volt < 66 kv10000 kva <power cap ?	0	2 249	0	48 740
8504341400	Oth instrum transform. side voltage<66kvpower capacity> 15000 k	2 816	130 160	33 510	1 185 560
8504342300	Oth instrument transform. with high sidevoltage ? 66 kv	6	165	118	8 076
8504342400	Matching transformer hav'g a powerhandling capacity >15000 kva	0	9 115	0	40 294
8504342900	Oth instrument transformer hav'g a powerhandling capacity >1500	3 862	447 292	77 958	3 685 279
8504401100	Uninterrupted power supplies (ups)	356 152	3 999 680	3 018 900	35 233 437
8504401900	Other uninterruptted power supplies	110 365	3 077 682	1 912 305	54 755 176
8504402000	Battery chargers having a rating>100 kva	117 983	727 537	1 987 821	8 033 306
8504403000	Other rectifiers	61 011	554 859	1 132 830	12 833 434
8504404000	Inverters	68 839	581 128	1 205 673	13 460 148
8504409000	Other static converter for automaticdata processing machines&ur	211 444	2 101 517	4 142 931	36 348 857
8504501000	Inductors for power supply for automaticdata process mach&unit	34 042	356 714	1 350 185	12 049 614
8504502000	Chip type fixed inductors	35 622	277 217	1 085 158	10 214 683
8504509300	Other inductors, with power handlingcapacity ? 2500 kva	23 423	225 226	790 268	7 290 301
8504509400	Other inductors, with power handling2500 kva < capacity ? 10000	431	17 494	16 803	260 294
8504509500	Other inductors, with power handlingcapacity > 10000 kva	1 058	16 286	30 156	562 210
8504901000	Parts of goods of subheading 8504.10	3 114	100 742	9 882	410 670
8504902000	Parts of printed circuit assmb good subheading 85044011,850440	12 188	290 859	264 806	3 968 589
8504903100	Radiator panel,flat tube radiator assemfor distrib&power transfo	62 735	974 850	219 905	2 349 695
8504903900	Oth part of electrical transformers ofa capacity ? 10,000 kva	16 843	917 452	273 014	6 587 776
8504904100	Radiator panel,flat tube radiator assemfor distrib&power transfo	3	421 775	10	3 144 980
8504904900	Oth radiator panel a capacity >10000 kva	258	2 258	5 390	89 191
8504905000	Other, for inductors of capacity ? 2500kva	850	133 735	11 614	184 818
8504906000	Other, for inductors of capacity > 2500kva	788	7 371	930	256 265
8504909000	Other parts of electrical transformers,static converters & inductor	400 038	4 286 890	5 095 731	44 235 799
8505110000	Permanent magnet of metal	283 345	4 410 715	3 251 810	30 268 115
8505190000	Permanent magnet not of metal	625 796	5 658 506	2 390 204	31 691 275
8505200000	Electro magnetic couplings, clutches andbrakes	28 321	434 375	366 783	5 548 406
8505900000	Other electro magnetic including parts	345 432	1 817 739	3 025 642	29 223 653
8506101000	Manganese dioxide having external volume?300 cm3 of primary ce	24 723	747 698	136 567	4 745 954
8506109000	Manganese dioxide having external volume> 300 cm3 of primary	152 881	1 425 084	1 243 255	11 405 869
8506300000	Mercuric oxide of primary cell/batteries	4	11	129	244
8506400000	Silver oxide of primary cell/batteries	59	5 618	337	46 159
8506500000	Lithium of primary cell/ batteries	70 956	292 794	4 337 702	21 436 900
8506609000	Air-zinc of primary cell/ batterieshaving an external volume > 300 c	79	15 033	2 831	776 439
8506801000	Zinc carbon, having an externalvolume ? 300 cm3 of primary cell/t	0	4	0	1 250
8506802000	Zinc carbon, having an externalvolume > 300 cm3 of primary cell/t	495	31 694	39 220	3 529 509
8506809100	Other primary cell/ batterieshaving an external volume ? 300 cm3	3 004	25 923	168 398	561 771
8506809900	Other primary cell/ batterieshaving an external volume > 300 cm3	105 791	1 271 263	4 894 116	42 085 303
8506900000	Parts of primary cells/batteries	84 616	625 628	1 357 782	11 355 491
8507101000	Lead-acid, for starting piston enginea kind used for aircraft	0	55 463	0	158 094
8507109200	Lead-acid, for starting piston engineused not for aircraft of height	274	63 059	10 635	366 544
8507109300	Lead-acid, for starting piston engineused not for aircraft of height	240 035	2 370 564	727 997	8 599 470
8507109400	Oth lead-acid, for start piston engineused not for aircraft of heigh	0	213	0	8 293
8507109900	Oth lead-acid, for start piston engineused not for aircraft of heigh	222 056	3 107 702	948 714	10 559 590
8507201000	Oth lead-acid accumulator of a kind usedfor aircraft	3 881	52 141	26 622	672 039
8507209100	Oth lead-acid accumulator of a kind used13 cm < height ? 23 cm	22 318	107 962	60 254	411 866
8507209200	Oth lead-acid accumulator of a kind useda height > 23 cm	666 754	5 624 925	2 076 906	20 216 415
8507209300	Oth lead-acid accumulator of a kind usednot for aircraft 13 cm < h	0	114 825	0	368 941
8507209900	Oth lead-acid accumulator of a kind usednot for aircraft a height >	700 356	8 791 348	2 713 197	36 082 239
8507301000	Nickel-cadmium of a kind used foraircraft	0	417	0	48 283
8507309000	Other nickel-cadmium of a kind used foraircraft	27 663	165 730	309 634	1 909 954
8507401000	Nickel-iron of a kind used for aircraft	0	16	0	11 754
8507409000	Oth nickel-iron of a kind used foraircraft	682	67 354	40 557	1 526 420
8507500000	Nickel metal hydride	13 423	62 863	473 053	1 838 211
8507601000	Lithium ion accumulators of a kind usedlaptops includ notebook, s	6 586	42 372	119 630	660 782
8507609000	Other lithium ion accumulators	10 509	142 480	427 443	2 825 123
8507801000	Oth accumulator of a kind used foraircraft	95	589	4 264	244 186
8507809100	Other accumulator of a kind used forlaptops including notebook, s	1 654	4 606	34 793	140 721
8507809900	Other accumulator of a kind used not forlaptops including notebo	413 037	2 294 942	883 396	6 491 076
8507901100	Plates of goods of other electricaccumulators, include separators t	90	66 132	7 868	261 857
8507901900	Other of plate	40 391	468 486	294 742	3 531 356
8507909100	Other parts of a kind used for aircraft	0	162	0	1 293
8507909200	Battery separators,ready for use ofmaterial other than poly/vinyl c	158 626	1 264 403	1 162 874	7 167 487
8507909300	Part of goods of electric accumulatorinclude separators thereof, w	3 014	36 152	92 484	859 713

I.3. IM POR MENURUT KOMODITI / IM PORT BY HS COM M ODITY
***** AGUSTUS/ AUGUST 2013 *****

HS	Uraian Komoditi Commodity Description	Berat Bersih / Net Weight (Kg)		Nilai / Value C.I.F (US\$)	
		Bulan ini Current Month	Kumulatif Cum.Jan. to date	Bulan ini Current Month	Kumulatif Cum.Jan. to date
8507909900	Oth part of electric accumulator include separators thereor, whett	95 611	661 973	511 428	3 728 091
8508110000	Vacuum cleaner with self-contain elcmtra power ? 1500 w, capacit	67 290	1 004 661	497 935	6 450 910
8508191000	Oth vacuum cleaners with self-containedelc.mtr a kind suitable for	29 803	170 348	144 491	1 011 121
8508199000	Oth vacuum cleaners not for domestic use	3 890	367 167	37 416	502 439
8508600000	Other vacuum cleaners	28 132	318 808	172 938	2 267 250
8508701000	Parts of vacuum cleaners capcty ? 20 lor a kind suit.for domestic u.	332	50 791	3 555	1 328 213
8508709000	Other parts of vacum clean capcty ? 20 lor a kind suit.for domestic	1 629	36 936	40 633	359 245
8509400000	Food grinder& mixer,fruit/vegetable juiceextract with self-containe	190 007	3 641 151	1 058 341	22 025 908
8509801000	Floor polishers with self-containedelectric motor	12 472	115 556	110 809	553 308
8509802000	Kitchen waste disposerwith self-contained electric motor	152	2 012	6 442	44 265
8509809000	Oth electro-mechanic domestic applianceswith self-contained elec	21 552	346 826	109 682	1 795 539
8509901000	Part of goods of floor polishers	3 852	13 762	23 759	59 795
8509909000	Other parts elect. mechanical domestic appliance, with self-cont.e	238 028	3 385 724	613 866	7 616 588
8510100000	Shavers, with self-contained electricmotor	239	23 852	6 027	491 572
8510200000	Hair clippers, with self-containedelectric motor	16 606	59 876	172 519	354 749
8510300000	Hair-removing appliances, with selfcontained electric motor	20	1 140	1 413	32 548
8510900000	Parts of shavers,hair clippers with selfcontained electric motor	1 390	11 552	47 196	378 795
8511101000	Sparking plugs suitable for aircraftengines	16	1 349	1 362	69 098
8511102000	Sparking plugs suitable formotor vehicles engines	13 611	124 558	200 194	2 443 188
8511109000	Other sparking plugs	34 793	556 185	372 342	5 975 160
8511201000	Ignition magnetos, magneto-dynamos,magnetic flywheels for aircr	487	11 515	16 654	223 558
8511202100	Ignition magnetos, magneto-dynamos,magnetic flywheels unasser	14 517	281 296	171 480	2 014 368
8511202900	Oth ignition magnetos, magneto-dynamos,magnetic flywheels	41 515	369 741	376 666	4 246 269
8511209100	Oth ignition magnetos, magneto-dynamos,magnetic flywheels una	6 181	50 134	281 143	2 436 887
8511209900	Oth ignition magnetos, magneto-dynamos,magtic flywheel not for	1 717	21 127	41 305	344 857
8511303000	Other distributors; igation coils a kind suitable for aircraft/vehicle	5 782	57 850	83 838	1 197 540
8511304100	Unassembled oth.distributor/igntion coil a kind suit. for aircraft/veh	76 219	517 303	2 237 325	15 431 515
8511304900	Unassembled distributors/igntion coil	112 373	868 631	928 949	13 066 575
8511309100	Unassembled distributors/igntion coil a kisuit. not for aircraft/vehicle	0	2 324	0	16 423
8511309900	Oth unassembled distributors/igntion coilsuitable not for aircraft/v	57 800	662 147	722 796	9 658 698
8511401000	Starter motors & dual purpose startergenerator of a kind used air	48	1 897	7 494	460 986
8511402100	Other unassembled starter motors forengine vehicle of car, transp	1 046	139 045	21 630	1 199 743
8511402900	Oth starter motors&dual purpose startergenerators	6 905	65 169	67 660	782 635
8511403100	Assembled starters motor for engine ofvehicles of tractors	824	11 467	19 836	280 568
8511403200	Assembled starters motor for engine ofvehicles of car transport pe	265 042	2 514 640	3 370 903	30 265 687
8511403300	Assembled starters motor for engine ofvehicles of special cars	3 347	6 713	46 788	134 082
8511409100	Other starter motor for engine of transpcars person/ goods,spesial	3 523	90 109	21 176	792 907
8511409900	Other starter motor assembled	92 584	1 435 381	1 198 082	19 283 997
8511501000	Other generator of a kind used foraircraft engines unassembled	2 744	2 967	57 750	102 168
8511502100	Other generators unassembled for vehicleengine of car, transport	1 832	14 531	91 804	241 868
8511502900	Other unassembled alternators	16 447	52 808	1 232 327	1 707 507
8511503100	Assembled alternators for engine vehicletractors	7 230	24 464	67 325	267 438
8511503200	Assembled alternators for engine vehicletransportation for perso	382 442	3 634 996	4 706 515	42 005 120
8511503300	Assembled alternators for engine vehicleof special purpose motor	8 371	56 385	58 770	699 932
8511509100	Other generators for engine vehicle oftransportat'n person/goods,	15 635	50 908	121 767	1 092 405
8511509900	Other generators	86 807	631 061	916 941	7 638 167
8511801000	Other equipment of electrical ignitiona kind used for aircraft	23	2 205	96 016	182 292
8511802000	Other equipment of electrical ignitiona kind used for motor vehicle	123 183	1 172 604	979 266	8 824 651
8511809000	Other equipment of electrical ignition	23 081	442 518	210 740	2 486 226
8511901000	Parts of goods of elect ignition for useaircraft engines	0	609	0	20 716
8511902000	Parts of goods of elect ignition for usevehicle engine	470 303	3 322 548	6 890 133	56 236 428
8511909000	Parts of goods of elect ignition for usenot for aircraft or vehicle en	107 100	1 156 642	713 033	6 170 543
8512100000	Lighting/ visual signalling equipment ofa kind used on bicycles	11 743	140 293	70 225	735 646
8512202000	Unassembled lighting/visual signalingequipment	181 151	1 748 838	2 231 309	24 344 572
8512209100	Other lighting/ visual signalling equip.for motorcycles	6 819	274 079	36 415	1 374 417
8512209900	Other lighting/ visual signalling equip.	451 056	4 071 497	5 893 298	54 487 791
8512301000	Horns and serenes, assembled	57 878	489 816	452 979	3 238 585
8512302000	Unassembled sound signalling equipment	39 777	358 926	1 233 516	11 836 076
8512309100	Other sound signal equip.obstacle detectdevice for vehicles	560	8 212	5 313	289 014
8512309900	Other sound signalling equipment	14 067	137 210	526 564	2 940 505
8512400000	Windscreen wiper, defroster & demisters	131 404	1 362 429	1 162 405	12 861 154
8512901000	Parts of goods of lighting or vis. light	5 911	23 121	305 795	437 513
8512902000	Parts of goods of lighting, sound signalor windscreen wpers, defro:	124 908	1 245 981	2 633 412	26 942 193
8513101000	Miners helmet lamps	236	34 296	668	1 269 503
8513102000	Quarrymens lamps	0	104	0	1 335
8513109000	Other portable electirc lamps	764 018	6 551 202	2 349 957	17 992 715
8513901000	Part of portable elect lamp of miner'shelmet or quarrymen's lamp	0	690	0	21 225
8513903000	Parts of flashlights reflectors; switchsliders of plastics	14 726	185 794	35 143	580 993
8513909000	Oth part of portable elect lamp designed	107 131	1 116 585	173 341	2 339 950
8514100000	Resistance heated furnaces and ovens	106 168	1 245 393	1 378 739	16 182 565
8514202000	Electric furnaces or ovens for the mnfcrof printed circuit board/as	0	7 491	0	94 763

I.3. IMPOR MENURUT KOMODITI / IMPORT BY HS COMMODITY
***** AGUSTUS/ AUGUST 2013 *****

HS	Uraian Komoditi Commodity Description	Berat Bersih / Net Weight (Kg)		Nilai / Value C.I.F (US\$)	
		Bulan ini Current Month	Kumulatif Cum.Jan. to date	Bulan ini Current Month	Kumulatif Cum.Jan. to date
8514209000	Oth furnaces/ oven function by induction or dielectric loss	22 286	886 346	622 017	12 218 319
8514302000	Oth elect furnace/ oven for the manufactrof printed circuit board/ :	0	304 933	0	611 276
8514309000	Other furnaces and ovens	72 747	4 158 296	633 773	25 749 971
8514400000	Oth equipment for the heat treatment of materials by induction/ di	58 826	338 593	753 128	5 763 903
8514902000	Part of industrial/ laboratory electric furnaces/ oven for manufact.o	1 319	102 596	54 304	1 556 704
8514909000	Other industrial/ lab.elec. furnaces and ovens incl.by induction or di	113 150	2 755 823	444 629	19 825 106
8515110000	Soldering irons and guns	8 106	192 891	83 739	679 510
8515191000	Mach and app for soldering component on PCB/ printed wiring boa	12 883	61 175	1 094 082	2 427 411
8515199000	Other brazing/ soldering machines and apparatus	50 653	347 180	380 517	5 243 084
8515210000	Mach and app for resistance welding of metal, fully or partly autom	43 299	1 566 628	1 893 033	16 512 008
8515290000	Mach and app for resistance welding of metal, non-automatic	149 507	1 495 816	746 740	14 046 520
8515310000	Mach and app for arc welding of metal, fully or partly automatic	48 610	550 825	2 297 612	10 091 544
8515391000	AC arc welders, transformer type, non- automatic	53 890	383 482	229 679	2 159 419
8515399000	Oth machine and apparatus for arc welding of metals, not automat	179 716	2 437 827	1 015 261	16 294 986
8515801000	Electric mach & app for hot spraying of metals/ sintered metal cart	9 398	169 687	160 717	2 782 267
8515809000	Oth electric mach & app for hot spraying of metals/ sintered metal	102 912	948 821	723 274	12 075 496
8515901000	Parts of AC arc welder, transformer type	30 833	133 268	1 889 926	6 089 796
8515902000	Part of mach& app for soldering componenton PCB/ printed wiring	776	24 332	82 185	909 879
8515909000	Oth electric machines & apparatus	166 047	1 519 103	1 353 982	24 363 388
8516101010	Water dispenser fitted w/ solely waterheater for domestic use	252 036	2 094 153	1 383 170	11 472 845
8516101090	Water dispenser fitted w/ solely waterheater for other use	123 699	1 519 486	888 823	10 093 044
8516103000	Electric immersion water heaters	1 390	21 947	13 658	147 464
8516210000	Storage heating radiators	65	40 965	170	294 361
8516290000	Oth electric space heating apparatus and electric soil heating appar	363	27 055	14 873	414 008
8516310000	Hair dryers	19 961	116 382	107 089	1 369 376
8516320000	Other hair-dressing apparatus	21 111	239 514	68 136	1 511 151
8516330000	Hand-drying apparatus	5 197	65 846	51 539	842 405
8516401000	Elect. smoothing irons of kind designed to use steam from the indu	11 662	45 161	46 618	149 920
8516409000	Other electric smoothing irons	12 210	376 346	149 410	3 341 870
8516500000	Microwave ovens	70 261	778 080	374 720	3 978 113
8516601000	Rice cookers	868 901	12 926 471	2 790 654	49 001 694
8516609000	Oth ovens; cookers, cooking plates, boiling rings, grillers & roasters	112 829	1 584 564	647 917	7 080 648
8516710000	Coffee/ tea makers	5 293	222 210	114 620	2 460 099
8516720000	Toasters	25 725	228 529	145 385	1 338 394
8516791000	Kettles	10 043	180 896	66 957	1 075 801
8516799000	Other electro-thermic appliances	224 923	1 506 718	1 260 632	9 253 547
8516801000	Elect heatin resistor for type-founding or type-setting mach; for ind	1 193	20 741	38 075	427 186
8516803000	Elect heatin resistor for type-founding/ type-setting mach; for dom	61 331	525 617	260 757	3 599 024
8516809000	Other electric heating resistors	32 840	411 410	338 739	4 654 216
8516902100	Sealed hotplates for domestic appliances	321	20 814	5 693	113 665
8516902900	Sealed hotplates for other appliances	192 985	2 638 087	529 265	7 888 245
8516903000	Parts of electric instantaneous/ storage water heaters & immersion	46 263	1 149 890	161 544	3 425 927
8516904000	Part of electric heatin resstor for typefounding/ type-setting mach	907	4 456	122 999	166 878
8516909000	Oth part of electric heating resstor for type-founding/ type-setting i	473 887	4 347 577	5 356 608	37 366 742
8517110000	Line telephone set with cordless handset	2 084	25 734	75 646	1 031 428
8517120000	Telephones for cellular networks or for other wireless networks	1 489 631	10 608 505	185 541 857	1 758 853 883
8517180000	Other telephone sets	36 267	361 427	794 479	8 474 031
8517610000	Base stations	90 497	1 530 843	4 485 558	125 189 990
8517621000	Radio transmitters/ receivers for simult.interpretaion at multilingual	2 723	5 464	101 392	376 510
8517622100	Control & adaptor units, incl. gateways, bridges and routers	15 091	179 207	2 352 129	14 141 979
8517622900	Oth control & adaptor units, including gateways, bridges and router	4 077	103 259	733 761	23 313 144
8517623000	Telephonic or telegraphic switching apparatus	1 021	4 886	96 396	459 740
8517624100	Modems including cable modems and modem cards	21 974	376 715	1 063 466	23 323 027
8517624200	Concentrators or multiplexers	33 602	240 731	3 974 428	34 676 192
8517624900	Oth app for carrier-current line system or for digital line systems	2 882	661 613	1 632 330	61 936 738
8517625100	Wireless LANs	64 641	607 251	1 670 713	23 961 222
8517625200	Transmission/ reception app for simult.interpretaion at multilingual	176	2 222	87 400	426 693
8517625300	Oth transmission apparatus for radio-telephony/ radio-telegraphy	78 109	949 882	19 515 017	377 701 357
8517625900	Oth transmission app incorporating reception apparatus; others	2 200	9 440	561 991	2 621 149
8517626100	Oth transmission apparatus for radio-telephony/ radio-telegraphy	2 630	7 448	543 865	1 074 347
8517626900	Oth transmission apparatus for radio-telephony/ radio-telegraphy;	677	3 589	177 206	610 134
8517629100	Portable receiver for call, alert/ paging and paging alert devices, incl	215	851	10 955	66 738
8517629200	Portable receiver for radio-telephony or radio-telegraphy	784	6 850	17 710	1 212 776
8517629900	Other portable receivers	9 172	180 338	2 418 145	17 613 509
8517690000	Other apparatus for transmission or reception of voices; others	76 215	183 466	453 156	13 394 332
8517701000	Parts of control and adaptor units including gateways, bridges, rou	22 745	394 366	2 304 800	42 387 166
8517702100	Parts of cellular telephones	20 948	68 785	94 674	2 172 338
8517702900	Oth parts of control and adaptor units including gateways, bridges,	9 684	125 087	199 429	8 371 156
8517703100	Oth PCB of goods for line telephony or line telegraphy; assembled	2 424	32 909	109 992	4 309 656
8517703900	Oth printed circuit board; assembled	102 867	9 982 282	9 054 588	55 985 296
8517704000	Aerials/ antennae used w/ app. for radio-telephony or radio-telegr	226 282	1 637 380	1 742 017	29 576 705

I.3. IM POR MENURUT KOM ODITI / IM PORT BY HS COM M ODITY
***** AGUSTUS/ AUGUST 2013 *****

HS	Uraian Komoditi Commodity Description	Berat Bersih / Net Weight (Kg)		Nilai / Value C.I.F (US\$)	
		Bulan ini Current Month	Kumulatif Cum.Jan. to date	Bulan ini Current Month	Kumulatif Cum.Jan. to date
8517709100	Oth aerials/ antennae of goods for linetelephony or line telegraphy	6 817	117 194	510 981	9 345 570
8517709200	Oth aerials/ antennae of goods for radio-telephony or radio-telegr	239 806	3 365 732	13 347 474	176 344 372
8517709900	Other aerials or antennae	187 660	3 376 857	12 626 465	800 483 253
8518101100	Microphones having a frequency rangeof 300 hz to 3.4 khz	15 038	91 447	127 004	1 212 291
8518101900	Other microphones, whether or notwith their stands	20 354	604 303	93 022	3 499 522
8518109000	Other microphones	24 778	110 304	370 971	3 700 356
8518211000	Box type of single loudspeakers,mounted in their enclosures	16 640	259 236	174 995	1 991 297
8518219000	Oth type of single loudspeakersmounted in their enclosures	102 541	1 458 256	527 629	6 746 874
8518221000	Box type of multiple loudspeakers,mounted in their enclosures	93 648	1 049 728	458 985	5 402 229
8518229000	Oth type of multiple loudspeakersmounted in their enclosures	64 618	1 008 906	331 675	4 652 917
8518292000	Loudspeakers,without enclosure,having a freq 300 hz to 3.4 khz	8 270	63 558	324 255	1 201 780
8518299000	Oth loudspeakers, not mounted intheir enclosure	573 393	5 554 710	3 182 616	29 861 536
8518301000	Headphones	10 616	152 863	150 454	2 229 024
8518302000	Earphones	26 734	1 353 800	188 519	6 807 414
8518304000	Line telephone handsets	11 022	40 305	122 406	427 669
8518305100	Oth combined microphone/ speaker set,for cellular/ wireless teleph	5 537	31 115	41 449	272 358
8518305900	Oth combined microphone/ speaker set,for other puprposes	13 234	42 882	116 040	517 075
8518309000	Other headphones and earphones,combined w/ microphone/spea	21 528	183 135	307 932	6 230 336
8518402000	Audio-freq elec. amplifier used asrepeaters in line telephony	0	4 881	0	31 760
8518403000	Audio-freq elec. amplifier used asrepeaters in oth than line teleph	0	130	0	19 415
8518404000	Oth audio-freq elec. amplifier,have 6 ormore input signal line	2 179	54 062	65 311	635 203
8518409000	Other audio-freq elec. amplifier	130 821	1 243 081	1 041 189	7 893 956
8518501000	Elec. sound ampli. set having powerrating of 240W or more	0	27 891	0	253 352
8518502000	Oth elec. sound amplifier w/ loudspeaker50V <= voltage rating <=	0	7 016	0	158 984
8518509000	Oth electric sound amplifier	11 535	83 193	102 132	541 997
8518901000	Part of microphone,loudspeaker,telephonehandset,audio-freq ele	170 876	2 698 844	224 284	4 133 168
8518902000	Part of oth audio-freq elec. amplifier,have 6 or more input signal li	6	12 631	324	1 262 309
8518903000	Part of single/multiple loudspeaker	151 962	1 851 931	613 352	5 698 149
8518904000	Part of oth loudspeakers, not mounted intheir enclosure	190	123 246	558	222 607
8518909000	Part of oth electric sound amplifier set	749 792	6 769 675	5 349 770	41 456 885
8519201000	Coins or disc operated record player	0	1 705	0	2 434
8519202000	Record player operated by others	363	12 395	13 872	34 953
8519300000	Turntables (record-decks)	9 600	10 356	27 034	63 440
8519500000	Telephone answering machines	0	1 170	0	2 352
8519811000	Pocket size cassette recorders,dimensionnot exceed 170 x 100 x 4:	0	7	0	18 000
8519812000	Cassette recorder,with ampli/loudspeakeroperating only w/ ext. sr	0	12 671	0	100 211
8519813000	Compact disc player	895	33 798	2 636	362 460
8519814900	Transcribing machines for other purposes	6 682	22 895	22 148	48 760
8519816100	Magnetic tape rcorder incorp sound reprofor cinematography or b	12	542	771	33 033
8519816900	M agnetic tape rcorder incorp sound reprofor other puprposes	0	20	0	2 382
8519817900	Oth sound reproducing app,cassette type,for other puprposes	626	27 733	2 348	391 441
8519819100	Oth sound recorder suitable forcinematography or broadcasting	0	4 496	0	69 401
8519819900	Oth sound recorder suitable forother puprposes	18 169	109 644	215 037	1 111 337
8519892000	Record-players with/without loudspeakers	0	2 885	0	12 915
8519899000	Cinematographic sound reproducersfor other puprposes	8 821	101 061	222 277	2 000 036
8521101000	Magnetic tape-type used incinematography or TV broadcasting	0	1 065	0	16 299
8521109000	Magnetic tape-type used in other purpose	14	404	344	33 466
8521901100	Laser disc player used incinematography or TV broadcasting	65	2 417	5 070	238 994
8521901900	Laser disc player used in other purpose	15 825	307 726	122 565	2 914 834
8521909100	Oth magnetic tape-type used incinematography or TV broadcastin	8 275	112 940	104 975	1 422 612
8521909900	Oth magnetic tape-type used inother puprposes	82 003	872 162	2 279 607	25 845 463
8522100000	Pick-up cartridges	105	3 539	10 489	161 856
8522902000	Printed circuit board assemblies fortelephone answering machine	0	4 188	0	118 918
8522903000	PCB assemblies for cinematographic soundrecorders or reproduce	14 819	156 523	840 033	6 376 420
8522904000	Audio/video tapedecks and compact discmechanisms	76 912	414 779	767 120	4 950 964
8522905000	Audio/video reproduction heads, magnetictype; magnetic erasing	1 618	55 083	171 300	1 213 073
8522909100	Oth parts&accessories of cinematographicssound recorders/ reprodu	4 353	168 483	191 241	5 325 184
8522909200	Oth parts of telephone answering machine	6 111	117 804	9 691	13 856 010
8522909300	Oth parts&accessories for sound/ audiorecording/ reproducing (ma	185 293	2 249 102	6 854 064	65 321 442
8522909900	Oth parts&accessories for other soundor audio recording/reprodu	204 055	2 144 913	6 901 269	61 392 773
8523211000	Magnetic media card,incorporating amagnetic stripe; unrecorded	5 833	65 688	85 455	969 371
8523219000	Magnetic media card,incorporating amagnetic stripe; recorded	96	6 994	9 539	234 129
8523291100	Magnetic computer tapes,width <= 4mm;unrecorded	0	5 516	0	90 124
8523291900	Other magnetic tapes,width <= 4mm;unrecorded	242	14 351	13 228	191 330
8523292100	Magnetic video tapes, width <= 4mm;recorded	6 281	60 654	12 902	119 017
8523292900	Magnetic tapes (oth than video tapes)width <= 4mm; recorded	1	116	10	17 856
8523293100	Magnetic computer tapes,4mm<width<=6,5mm;unrecorded	7	412	10 291	66 280
8523293300	Magnetic video tapes,4mm<width<=6,5mm;unrecorded	1 681	24 464	80 289	303 618
8523293900	Other magnetic tapes,4mm<width<=6,5mm;unrecorded	48	3 242	5 964	343 551
8523294100	Magnetic computer tapes,4mm<width<=6,5mm;recorded	0	1 629	0	94 923
8523294200	Magnetic tapes, 4mm<width<=6,5mm;recorded,for cinematograp	1	23	83	818

I.3. IMPOR MENURUT KOMODITI / IMPORT BY HS COMMODITY
***** AGUSTUS/ AUGUST 2013 *****

HS	Uraian Komoditi Commodity Description	Berat Bersih / Net Weight (Kg)		Nilai / Value C.I.F (US\$)	
		Bulan ini Current Month	Kumulatif Cum.Jan. to date	Bulan ini Current Month	Kumulatif Cum.Jan. to date
8523294300	Oth magnetic video tapes, 4mm<width<=6,5mm;recorded	499	587	104	6 409
8523294900	Oth magnetic computer tapes,4mm<width<= 6,5mm;unrecorded	0	205	0	16 363
8523295100	Magnetic computer tapes,width > 6,5mm;unrecorded	294	1 518	36 077	149 666
8523295200	Magnetic video tapes,width > 6,5mmunrecorded	2 623	11 929	59 045	333 184
8523295900	Oth magnetic tapes, width > 6,5mmunrecorded	246	147 257	11 807	909 477
8523296100	Magnetic tapes width >6,5mm;recordedfor storage media	2 335	6 067	3 520	27 726
8523296900	Oth magnetic tapes, width > 6,5mm;recorded, for other purposes	1 183	28 708	1 441	48 294
8523297100	Computer hard disc and diskette;unrecorded	11 343	228 984	27 734	1 053 984
8523297900	Other magnetic discs; unrecorded	50	1 078	652	7 084
8523298100	Magnetic disc for reproducing phenomenonot sound/image for co	5 271	27 959	14 480	76 824
8523298200	Magnetic disc for reproducing phenomenonot sound/image for otl	0	682	0	13 084
8523298300	Oth magnetic disc reproducing represent.by means of an auto. dat	0	1 213	0	52 666
8523298490	Other cinematographic films;magnetic	0	6	0	10 510
8523299100	Magnetic media oth than disc forcomputer use;unrecorded	143	39 744	2 070	69 722
8523299200	Magnetic media oth than disc forthan computer use;unrecordi	0	4	0	80
8523299300	Magnetic media oth than disc forcomputer use;recorded	0	80 406	0	2 053 353
8523299500	Oth magnetic media reprod. sound/imageproprietary format stora	14 216	20 682	357 887	718 181
8523299900	Other magnetic media (not disc)	782	41 074	11 572	697 962
8523411000	Optical media, unrecorded, forcomputer use	27 675	592 342	123 353	3 522 802
8523419000	Optical media, unrecorded, forother use	16 908	34 747	70 104	154 753
8523491100	Disc for laser reading systems forreproducing phenomena not sou	0	619	0	47 468
8523491200	Educational, technical, scientific,historical/cultural disc;sound only	3	102	62	11 667
8523491300	Other kind of disc; sound only	875	2 096	3 254	84 422
8523491400	Disc for laser reading system for repro.represent. of instruct,data,s	210	5 286	97 559	2 611 717
8523491910	Cinematographic film oth than newsreel,travelogues,and oth doc.	0	10	0	7 785
8523491990	Other cinematographic films;optical	3	487	178	85 709
8523499100	Oth disc for laser reading systems forreproducing phenomena not	0	15	0	7 446
8523499300	Oth disc for laser reading systems forreproducing others	17	30	6 644	18 113
8523499900	Oth disc for laser reading systems	372	6 349	29 638	629 521
8523511100	Solid-state non-volatile storage devicessuitable for computer use;	8 632	23 047	85 585	375 432
8523511900	Solid-state non-volatile storage devicesfor other use;unrecorded	1 343	88 334	106 483	2 260 759
8523512100	Solid-state non-volatile storage devicessuitable for computer use;r	5 185	30 499	1 845 788	9 784 879
8523512900	Solid-state non-volatile storage devicesfor other use;recorded	0	282	0	123 715
8523513000	Solid-state non-volatile storage devicesfor repro. data,sound/imag	329	3 659	549 732	19 347 432
8523519090	Other cinematographic film;semiconductor	178	1 076	67 445	330 665
8523520000	"Smart cards"	86 365	607 431	3 324 129	33 168 206
8523591000	Proximity cards and tags;semiconductor	9 879	27 741	347 875	1 341 168
8523592100	Oth semiconductor media,unrecorded,suitable for computer use	0	1 250	0	19 654
8523592900	Oth semiconductor media,unrecorded,for other use	1 003	12 674	10 847	563 463
8523593000	Oth semiconductor media,recordedreproducing phenomena not s	0	47	0	3 336
8523594000	Oth semiconductor media,recordedreproducing others	0	601	0	14 637
8523599000	Other semiconductor media	27	432	1 531	67 349
8523804000	Gramophone records;storage device	1 199	3 831	523	2 225
8523805100	Oth solid-state non-volatil storage dev.;unrecorded,for computer u	1 752	28 140	1 217 522	11 181 429
8523805900	Oth solid-state non-volatil storage dev.;unrecorded,for other use	0	258	0	28 105
8523809100	Oth solid-state non-volatil storage dev.;recorded,reprod. not soun	15	19	1 048	9 448
8523809200	Oth solid-state non-volatil storage dev.;recorded,reproducing othe	15	871	399	32 671
8523809900	Other solid-state non-volatilestorage device	1 317	5 432	41 960	284 842
8525500000	Transmission apparatus	927	24 391	141 960	1 727 860
8525600000	Transmission apparatus incorporatingreception apparatus	6 967	43 735	345 905	3 981 736
8525801000	Web cameras	62 848	482 670	541 144	4 963 011
8525803100	Video camera recorders,used inbroadcasting	1 641	9 621	35 268	294 392
8525803900	Video camera recorders,used inother purposes	13 774	1 227 189	505 919	9 724 727
8525804000	Television camera	12 648	159 076	320 019	3 950 907
8525805010	Pocket camera	23 545	189 040	2 359 956	19 091 164
8525805020	DSLR camera	7 637	84 747	1 016 118	18 246 101
8525805090	Other digital cameras	34 423	301 636	804 058	15 101 504
8526101000	Radar app.,ground based,use in civilaircraft,used solely on sea-goir	2 064	15 577	403 782	3 051 492
8526109000	Other radar apparatus	45 224	185 143	470 563	8 255 883
8526911000	Radio navigational aid app.,use in civilaircraft,used solely on sea-g	42 497	48 038	636 828	1 541 716
8526919000	Other radio navigational aid apparatus	852	59 459	79 806	1 941 826
8526920000	Radio remote control apparatus	4 780	124 712	69 923	1 179 374
8527120000	Pocket-size radio cassette-players	0	648	0	3 250
8527131000	Oth radio broadcast receiver combined w/sound recording/reprod	0	81 491	0	737 914
8527139000	Oth radio broadcast receiver combined w/sound recording/reprod	1 348	85 290	46 825	1 119 740
8527191100	Portable reception app capable of planmanage&monitor the elect	9	9	11	11
8527191900	Reception app capable of plan,manage&monitor electromag spect	3 986	36 690	54 645	604 502
8527199100	Oth reception app.;portable	95	20 347	1 285	101 117
8527199900	Oth reception app.;not portable	188	7 695	3 291	30 518
8527210000	Radio-broadcast receiver,use ext sourcepower combined with sou	41 338	578 311	2 624 250	29 343 458
8527290000	Radio-broadcast receiver,use ext sourcepower not combined with	21 823	298 037	1 530 432	13 113 746

I.3. IM POR MENURUT KOMODITI / IM PORT BY HS COMMODITY
***** AGUSTUS/ AUGUST 2013 *****

HS	Uraian Komoditi Commodity Description	Berat Bersih / Net Weight (Kg)		Nilai / Value C.I.F (US\$)	
		Bulan ini Current Month	Kumulatif Cum.Jan. to date	Bulan ini Current Month	Kumulatif Cum.Jan. to date
8527911000	Oth radio-broadcast receiver,ext sourcepower combined w/ sound	0	128	0	713
8527919000	Oth radio-broadcast receiver,ext sourcepower comb. w/ sound rec	52 865	458 502	615 578	5 346 613
8527921000	Oth radio-broadcast receiver,ext sourcepower combined w/ a cloc	604	7 794	2 400	122 235
8527929100	Oth radio-broadcast receiver;not portablecomb. w/ a clock,mains c	16 051	74 216	96 366	657 600
8527929900	Oth radio-broadcast receiver;not portablecomb. w/ a clock,operate	0	63	0	6 500
8527991000	Oth radio-broadcast receiver,ext sourcepower combined w/ other	0	10	0	10 800
8527999100	Oth radio-broadcast receiver;not portablecomb. w/ others,mains o	4 818	39 329	77 115	339 129
8527999900	Oth radio-broadcast receiver;not portablecomb. w/ others,operate	1	1 297	34	33 088
8528411000	Colors cathode-ray tube monitor,used in automatic data processing	2 267	40 202	5 006	272 120
8528412000	B/W cathode-ray tube monitor,used in automatic data processing	0	2 225	0	7 231
8528491000	Oth color cathode-ray tube monitor,used in automatic data proces	432	30 256	2 678	342 674
8528492000	Oth B/W cathode-ray tube monitor,used in automatic data proces	173	122 140	17 902	616 426
8528511000	Projection type flat panel display unitused in automatic data proce	58 085	338 489	597 454	5 786 758
8528512000	Oth projection type flat panel displayunits, color	238 810	2 556 956	3 311 883	41 685 019
8528513000	Oth projection type flat panel displayunits, B/W	78	4 564	9 280	43 311
8528591000	Other monitor, colour	38 542	435 503	2 142 339	16 904 193
8528592000	Other monitor, B/W	111	2 282	22 653	214 593
8528611000	Projector,flat panel display type use in automatic data processing s	6 837	94 508	408 774	5 994 634
8528619000	Oth projector,flat panel display type,used in automatic data proce	1 105	145 809	60 806	3 948 656
8528691000	Oth projector,have capability ofprojecting on a screen >=300 inche	54	1 242	12 739	40 231
8528699000	Oth projector,have capability ofprojecting on a screen <300 inches	3 610	34 792	34 760	571 584
8528711100	Set top box which have a communicationfunctions, mains operate	64	320	1 793	17 381
8528711900	Set top box which have a communicationfunctions, operated by ot	2 652	38 057	136 714	1 191 786
8528719100	Oth set top box, have a communicationfunctions, mains operated	0	199	0	5 048
8528719900	Oth set top box, have a communicationfunctions, operated by oth	0	23 884	0	71 763
8528721000	Oth reception app. for TV,colour,battery operated	0	2 062	0	8 577
8528729100	Cathode-ray tube type	0	47 810	0	95 398
8528729200	LCD,LED,and oth flat panel display type	624 671	5 834 481	15 282 485	148 304 677
8528729900	Oth reception app. for TV,colour,not battery operated	8 293	70 834	232 709	3 163 694
8528730000	Oth reception apparatus for TV, B/W	23	69	611	13 640
8529102100	Parabolic aerial reflector dishes for TVreception	488 432	4 228 117	1 285 821	13 848 535
8529102900	Oth parabolic aerial reflector dish forTV reception	27 712	292 472	171 036	1 463 426
8529103000	Telescopic, rabbit & dipole antennae forTV or radio receivers	123 918	1 739 290	785 881	7 358 256
8529104000	Aerial filters and separators	25 059	482 415	990 765	6 888 265
8529106000	Feed horns (wave guide)	35 536	611 594	577 120	4 062 489
8529109200	Oth aerials&aerials reflector,used withtransmission app. for radio-	68 603	1 279 630	289 439	2 561 893
8529109900	Oth aerials&aerials reflector,used withtransmission app. for oth pu	5 045	172 357	300 903	19 389 377
8529902000	Part of decoder for use w/ transmission,radar&reception app.,mo	30 135	162 134	192 829	3 182 429
8529904000	Part of digital/video camera,use withtrans.,radar&recept. app.,mo	4 301	80 698	252 754	4 578 974
8529905100	Oth printed circuit board; assembled,for transmission apparatus	10	1 323	2 602	54 779
8529905200	Oth printed circuit board; assembled,for radio-broadcast receiver	21 380	181 256	191 894	1 068 410
8529905300	Oth printed circuit board; assembled,for flat panel display monitor	72 262	1 027 880	2 616 726	32 074 318
8529905400	Oth printed circuit board; assembled,for TV receivers	195 698	1 150 031	5 215 849	29 119 846
8529905500	Oth printed circuit board; assembled,for other monitor/projector	108	13 487	22 380	604 563
8529905900	Oth printed circuit board; assembled,for other goods	1 540 765	4 497 864	14 766 180	216 452 288
8529909100	Oth printed circuit board;not assembled,for television receivers	178 528	2 307 255	5 692 169	78 360 606
8529909400	Oth printed circuit board;not assembled,for flat panel display	725 789	9 131 626	23 706 792	290 696 468
8529909900	Oth printed circuit board;not assembled,for other goods	281 657	3 377 010	3 610 775	49 371 824
8530100000	Equipment for railways and tramways	0	426	0	21 845
8530800000	Equipment for roads,inland waterways,parking facility,port install.	15 554	108 943	286 906	2 390 777
8530900000	Part of equipment railways,tramways,road,waterway,parking facili	4 364	56 864	147 282	1 319 473
8531101000	Burglar alarms	1 233	47 776	3 013	542 236
8531102000	Fire alarms	2 341	114 378	83 290	2 598 824
8531103000	Smoke alarms;portable personal alarm(shrill alarm)	10 409	43 549	202 570	707 946
8531109000	Other alarms and similar apparatus	53 793	692 665	1 159 962	14 993 221
8531200000	Indicator panel incorporating LCD/ LED	357 229	2 444 104	21 037 128	137 351 506
8531801100	Door bells and other door soundsignalling apparatus	6 868	47 854	27 078	444 249
8531801900	Other electronic bells and soundsignalling apparatus	65 734	424 233	1 363 534	9 282 378
8531802100	Vacuum flourescent display panels	355	1 497	2 640	65 849
8531802900	Oth flat panel displays (includingelectroluminescence,plasma,& oth	1 452	38 656	231 176	2 423 041
8531809000	Other electric sound/visual signallingapparatus	21 352	155 973	324 991	2 114 732
8531901000	Part of panel indicator,electric sound/visual signalling app,flat pan	2 171	58 218	140 778	3 285 484
8531902000	Part of door bell/ other door soundsignalling apparatus	0	320	0	729
8531903000	Part of other bells/ sound signallingapparatus	0	4 024	0	75 572
8531909000	Part of other electric sound or visualsignalling apparatus	16 612	147 668	528 111	4 561 668
8532100000	Fixed capacitor desgned for use in 50/60Hz circuit, reactive power	112 376	1 189 792	2 437 285	26 612 066
8532210000	Tantalum	5 642	54 404	401 529	2 971 967
8532220000	Aluminium electrolytic	112 223	1 420 907	4 311 919	35 516 639
8532230000	Ceramic dielectric,single layer	163 402	913 273	4 572 973	23 516 807
8532240000	Ceramic dielectric,multi layer	64 077	460 867	3 992 186	30 846 819
8532250000	Dielectric of paper or plastic	48 277	491 389	593 836	5 238 619

I.3. IMPOR M ENURUT KOM ODITI / IM PORT BY HS COM M ODITY
***** AGUSTUS/ AUGUST 2013 *****

H S	Uraian Komoditi Commodity Description	Berat Bersih / Net Weight (Kg)		Nilai / Value C.I.F (US\$)	
		Bulan ini Current Month	Kumulatif Cum.Jan. to date	Bulan ini Current Month	Kumulatif Cum.Jan. to date
8532290000	Other fixed capacitor	155 976	1 926 222	4 940 824	63 143 708
8532300000	Variable/ adjustable (pre-set) capacitors	16 261	401 135	658 284	9 105 272
8532900000	Parts of fixed electrical capacitor	126 029	1 899 487	3 401 908	53 112 109
8533101000	Fixed carbon resistors, composition/filmtype; surface mounted	12 071	604 666	1 248 776	15 652 247
8533109000	Fixed carbon resistors, composition/filmtype; not surface mounter	34 867	542 425	2 924 826	29 826 237
8533210000	Oth fixed resistors for a power handlingcapacity not exceeding 20W	25 277	244 463	1 292 639	12 775 198
8533290000	Oth fixed resistors for a power handlingcapacity exceeding 20W	37 269	453 541	1 712 292	20 964 873
8533310000	Wirewound variable resistors, rheostats,for a power handling capa	140	1 102	5 116	51 481
8533390000	Wirewound variable resistors, rheostats,for a power handling capa	5 552	169 590	87 019	3 530 412
8533400000	Other variable resistors, includingrheostats and potentiometers	34 263	322 193	1 596 796	18 120 227
8533900000	Parts of fixed resistors	148 067	1 607 271	11 728 747	85 923 605
8534001000	Printed circuits, single-sided	57 677	696 688	1 924 883	24 449 479
8534002000	Printed circuits, double-sided	14 123	205 101	2 238 487	23 349 912
8534003000	Printed circuits, multi-layer	55 790	342 535	2 666 076	17 987 801
8534009000	Other printed circuits	469 278	5 522 518	22 442 325	219 373 445
8535100000	Fuses, for a voltage > 1000V	32 347	279 564	332 536	3 893 068
8535211000	Automatic circuit breakers for a voltage< 72,5 KV; moulded case ty	5 501	55 227	66 359	540 251
8535219000	Automatic circuit breakers for a voltage< 72,5 KV; other type	201 972	1 300 536	4 230 488	31 159 679
8535290000	Automatic circuit breakers for a voltage>= 72,5 KV	10 454	674 085	200 511	10 844 191
8535301100	Disconnecter having a voltage < 36 KV	7 381	25 485	163 585	1 327 999
8535301900	Disconnecter having a voltage >= 36 KV	86 544	579 603	708 889	5 109 654
8535302000	Isolating switch&make-and-break switchfor a voltage of >= 66 KV	464	96 803	69 063	1 474 948
8535309000	Isolating switch&make-and-break switchfor a voltage of < 66 KV	229 811	1 115 827	3 416 442	18 354 741
8535400000	Lightning arresters,voltage limiters andsurge suppressors	28 516	600 586	596 840	7 988 583
8535901000	Bushing and tap changer assemblies for electricity distrib/power tr	76 749	471 546	706 128	8 833 757
8535909000	Oth bushing and tap changer assembl. for electricity distrib/power	132 095	2 084 785	1 746 618	25 759 617
8536101100	Thermal fuses glass type for use inelectris fans	4 852	91 238	400 239	3 059 148
8536101200	Thermal fuses glass type for use inothers, for a current of less thar	3 021	34 781	29 570	470 809
8536101300	Fuse blocks,of a kind used for motorvehicles	5 353	41 668	287 676	1 652 169
8536101900	Oth thermal fuses glass type	60 940	358 547	614 679	4 597 310
8536109100	Oth fuses for use in electric fans	1 986	15 245	91 887	601 541
8536109200	Oth fuses for use in other,for a currentof less than 16 A	232	4 777	16 494	106 216
8536109300	Oth fuse blocks,of a kind used for motorvehicles	17 014	129 817	302 457	2 776 200
8536109900	Other fuses	102 111	735 510	1 828 121	15 165 358
8536201100	Automatic circuit breaker;moulded case,for a current of less than	7 108	46 656	166 724	2 188 166
8536201200	Automatic circuit breaker;moulded case,for a current >16A but <=:	276	12 807	6 477	37 148
8536201300	Automatic circuit breaker;moulded case,for a current >32A but <=:	573	6 450	32 945	63 336
8536201900	Automatic circuit breaker;moulded case,for a current >1000A	26 387	413 290	704 679	8 632 515
8536202000	Automatic circuit incorporated intoelectro-thermic domestic appli	0	2 398	0	107 432
8536209100	Automatic circuit incorporated into oth,a current < 16A	239	75 224	15 945	554 336
8536209900	Automatic circuit incorporated into oth,a current >= 16A	67 994	554 495	1 719 975	11 194 390
8536301000	Lightning arresters for protectingelectrical circuits	34 568	157 978	150 577	2 108 103
8536302000	Electrical circuit protector used inradio equipment/ electric fans	220	998	3 306	30 847
8536309000	Oth apparatus for protecting electricalcircuits	90 202	552 299	1 560 437	15 753 758
8536411000	Digital relays,voltage <= 60V	53 877	283 868	969 477	6 289 362
8536412000	Relays used in radio equipment,voltage <= 60V	0	118	0	14 256
8536414000	Oth relays,voltage <= 60V,a current <16A	679	11 096	8 004	89 644
8536419000	Relays used in other equipment,voltage <= 60V	45 654	712 957	976 749	18 282 190
8536491000	Digital relays,voltage > 60V	12 265	175 356	715 063	8 576 709
8536499000	Other relays,voltage > 60V	119 551	1 149 280	3 257 501	34 056 714
8536502000	Over-current and residual-currentautomatic switches	33 618	275 560	719 754	6 086 605
8536503200	High inrush switch used in electric fansor radio equipment	1 110	75 226	42 789	2 041 056
8536503300	High inrush switch,of a rated currentcarrying capacity < 16A	1 463	25 877	35 031	437 875
8536503900	Other high inrush switches	133 020	1 771 904	2 728 552	34 482 179
8536504000	Miniature switches for rice cookersor oven toasters	71	1 225	635	27 717
8536505100	Electronic AC switch,voltage<=1000V,for a current < 16A	51 180	199 456	1 034 007	2 959 010
8536505900	Electronic AC switch,voltage<=1000V,for a current >= 16A	27 778	184 607	658 352	6 294 146
8536506100	Make&break switch used in domesticelec. wiring,<=500V,for a cur	43 014	213 773	233 031	1 070 600
8536506900	Make&break switch used in domesticelec. wiring,<=500V,for a cur	7 230	67 299	328 562	3 348 833
8536509200	Oth make&break switch used in domesticelec. wiring,>500V,use in	48	16 436	1 193	53 108
8536509500	Oth make&break switch,>500V,startersfor electric motors or fuse	13 821	99 130	950 365	3 129 079
8536509900	Oth make&break switch,>500V	337 178	2 827 575	7 254 669	70 686 546
8536611000	Lamp holder used for compact lamps orhalogen lamps	19 497	85 680	30 442	286 364
8536619100	Lamp holder used for oth lamps,a current< 16A	7 960	55 983	40 306	178 960
8536619900	Lamp holder used for oth lamps,a current>= 16A	69 342	685 369	192 833	1 977 039
8536691200	Telephone plugs for a current < 16A	15 945	74 152	185 637	1 191 536
8536691900	Telephone plugs for a current <= 16A	32 777	1 917 638	810 497	7 883 539
8536692200	Audio/ video & cathode ray tube socketfor TV/radio receiver,a curr	213	13 978	2 826	210 061
8536692900	Audio/ video & cathode ray tube socketfor TV/radio receiver,a curr	25 574	565 498	429 008	5 701 532
8536693200	Socket & plug for co-axial cable&printedcircuits,for a current < 16A	4 252	20 064	39 314	149 204
8536693900	Socket & plug for co-axial cable&printedcircuits,for a current >= 16A	94 471	749 331	862 542	8 954 381

I.3. IM POR MENURUT KOM ODITI / IM PORT BY HS COM M ODITY
***** AGUSTUS/ AUGUST 2013 *****

HS	Uraian Komoditi Commodity Description	Berat Bersih / Net Weight (Kg)		Nilai / Value C.I.F (US\$)	
		Bulan ini Current Month	Kumulatif Cum.Jan. to date	Bulan ini Current Month	Kumulatif Cum.Jan. to date
8536699200	Oth socket&plug, for a current < 16A	15 381	279 814	158 306	2 179 253
8536699900	Oth socket&plug, for a current >= 16A	22 911	375 150	449 552	4 818 351
8536701000	Connector for optical fibres,opt. fibresbundles or cables;ceramics	2 164	12 536	25 868	374 714
8536702000	Connector for optical fibres,opt. fibresbundles or cables;copper	34 712	73 821	1 565 569	3 204 447
8536709000	Oth connector for optical fibres,opticalfibres bundles or cables	175 353	1 274 382	3 797 790	30 052 366
8536901200	Connection&contact elements for wires&cables;wafer probers;cur	6 515	75 964	195 941	1 548 241
8536901900	Connection&contact elements for wires&cables;wafer probers;cur	267 760	2 059 887	5 303 181	48 212 390
8536902200	Junction boxes,for a current < 16A	0	1 124	0	39 347
8536902900	Junction boxes,for a current >= 16A	241 745	1 768 884	5 848 007	40 373 919
8536903200	Cable connector,connector/ adaptor forco-axial cable,commutator	8 118	252 262	265 286	4 191 158
8536903900	Cable connector,connector/ adaptor forco-axial cable,commutator	557 772	4 866 557	16 431 797	153 758 375
8536909300	Telephone patch panels	0	43 495	0	361 711
8536909400	Oth cable connector,for a current < 16A	3 682	71 192	125 003	2 126 943
8536909900	Oth cable connector,for a current >= 16A	667 382	6 336 685	16 978 131	155 074 257
8537101100	Control panel use in distributed controlsystem;voltage<1000V	35 988	1 868 123	713 208	41 193 798
8537101200	Control panel fitted w/ a programmableprocessor;voltage<1000V	6 803	400 896	150 194	24 478 616
8537101300	Control panel for AC,refrig.,wash. mach.,vacuum cleaner,mixer,wa	34 084	544 692	95 654	2 280 170
8537101900	Other control panel	71 876	2 612 144	2 027 873	54 091 151
8537102000	Distribution board used w/ auto. dataprocess. mach.,telp sets,tran	49 317	283 060	604 491	4 927 283
8537103000	Programmable logic controllers for auto-mach for trans. for semico	14 935	259 575	750 505	4 252 543
8537109100	Switchboard used in radio equipmentor electric fans	119 317	1 255 862	1 513 871	13 744 749
8537109200	Switchboard use in distributed controlsystems	2 817	21 547	18 626	373 834
8537109900	Switchboard use for other prposes	694 441	3 989 725	5 104 812	54 892 703
8537201100	Switchboards incorp. elect instrum forbreak,connect/protect elect	2 451	69 657	26 415	648 053
8537201900	Switchboards incorp. elect instrum forbreak,connect/protect elect	19 000	974 728	396 951	18 379 426
8537202100	Control panels incorp. elect instrum forbreak,connect/protect elec	1 272	616 998	52 285	5 452 574
8537202900	Control panels incorp. elect instrum forbreak,connect/protect elec	20 504	1 466 857	192 236	19 600 818
8537209000	Oth board for elect. control for voltage> 1000 volt	386 022	4 582 907	8 384 460	124 247 229
8538101100	Parts of programmable logic controllers,<=1000V;for smiconducto	1 384	31 530	39 228	583 386
8538101200	Oth part of programable logic controllerused in radio equipment,<	0	509	0	88 597
8538101900	Oth part of programable logic controllerused in other equipment, .	100 688	1 314 004	575 643	5 847 374
8538102100	Parts of programmable logic controllers,>1000V;for smiconducto	1 139	27 983	17 010	1 963 250
8538102200	Oth part of programable logic controllerused in radio equipment,>	0	9	0	2 606
8538102900	Oth part of programable logic controllerused in other equipment, :	103 147	620 930	2 534 079	11 488 304
8538901100	Part incl. printed circuit assmbles of telp plug;connect&contact; <=	40 726	309 118	3 535 621	14 585 392
8538901200	Part of switch,socket&plug for coaxialcable,and oth apparatus, <=1	56 609	554 942	1 384 630	17 200 615
8538901300	Part of distribution boards, <=1000V	1	1 399	325	110 353
8538901900	Oth part of electric switch,socket&plug,<= 1000V	149 909	1 370 285	2 341 898	28 573 339
8538902100	Part incl. printed circuit assmbles of telp plug;connect&contact; >1	3 929	35 470	49 815	486 298
8538902900	Oth part incl. printed circuit assmbles of telp plug;connect&contac	228 861	4 295 035	8 270 397	111 814 180
8539101000	Sealed beam lamp units formotor vehicles	85 596	870 830	359 330	4 293 496
8539109000	Sealed beam lamp units for others	4 962	164 257	41 314	1 039 639
8539212000	Tungsten halogen used in medicalequipment	1	1 398	114	69 702
8539213000	Tungsten halogen used for motorvehicles	34 763	685 210	631 486	12 201 442
8539214000	Other reflector lamp bulbs of tungstenhalogen	1 135	53 076	31 743	550 216
8539219000	Other tungsten halogen	18 763	251 843	213 502	2 963 081
8539222000	Oth filament lamp,not tungsten halogen,pwer<=200W & >100V,fo	0	987	0	12 109
8539223000	Oth reflector lamp bulbs,not tungstenhalogen, power <=200W & v	3 974	40 607	162 430	706 311
8539229000	Oth filament lamp,not tungsten halogen,power<=200W & voltage:	56 896	596 832	272 398	3 178 803
8539291000	Other filament lamps, excl UV/infraredlamps,for medical equipme	3 536	10 809	33 663	170 871
8539292000	Other filament lamps, excl UV/infraredlamps,for motor vehicles	77 069	771 688	1 189 514	14 283 900
8539293000	Other reflector lamp bulbs,excl UV/infrared lamps,for oth purpose	9 519	183 445	101 477	1 208 119
8539294100	Flashlight bulb;miniature indictor bulb, rated <=2,25V, for medical	15	486	706	22 740
8539294900	Flashlight bulb;miniature indictor bulb, rated <=2,25V, for other pu	5 433	48 214	42 657	931 284
8539295000	Oth filament lamp excl UV/ Infrared lamp, capacity >200W & <=300	1 539	55 304	5 727	349 222
8539296000	Oth filament lamp excl UV/ Infrared lamp, capacity <=200W, voltag	1 251	9 552	32 442	354 253
8539299000	Other filament lamps, excluding UV orinfra-red lamps	42 345	813 394	380 578	6 507 134
8539311000	Tubes for compact fluorescent lamps offluorecent, hot cathode, no	29 703	431 196	149 503	2 968 483
8539319010	Tube lamps of fluorecent, hot cathode,not UV lamps	2 508	391 514	18 071	2 943 864
8539319020	Compact fluorecent lamps of fluorecent, hot cathode, not UV lam	1 361 633	9 184 683	18 988 711	107 609 130
8539319090	Oth discharge lamps excl UV lamps offluorecent, hot cathode	150	1 560 914	12 843	26 987 613
8539320000	Mercury/sodium vapour lamps;metal halidelamps excl UV lamps	26 584	246 905	487 790	5 372 734
8539391000	Tubes for compact fluorescent lamps,coldcathode types, not UV la	21 526	369 455	55 033	873 026
8539393000	Discharge lamps other fluorescent lamp,cold cathode types, not U	1 456	9 680	14 725	131 533
8539399000	Other discharge lamps, other than UVlamps, cold cathode types	150 631	1 197 418	963 219	9 859 159
8539410000	Arc lamps	42	1 219	12 532	679 104
8539490000	Ultra-violet/infra-red lamps	67 973	438 523	2 368 708	12 836 017
8539901000	Aluminium end cap for fluoresc lamp;alum screw caps for incande:	124 400	1 571 043	503 240	6 105 623
8539902000	Parts of elect filament/discharge lampsof kind used for motor vehi	4 813	93 336	26 545	505 965
8539909000	Oth part of elect filament/discharge lamps; part of arc-lamps	278 086	4 305 173	1 783 655	25 398 944
8540110000	Color cathode-ray television picturetube incl video monitor cathoc	1 043 330	10 880 509	2 161 864	23 609 344

I.3. IMPOR M ENURUT KOM ODITI / IMPORT BY HS COM M ODITY
***** AGUSTUS/ AUGUST 2013 *****

HS	Uraian Komoditi Commodity Description	Berat Bersih / Net Weight (Kg)		Nilai / Value C.I.F (US\$)	
		Bulan ini Current Month	Kumulatif Cum.Jan. to date	Bulan ini Current Month	Kumulatif Cum.Jan. to date
8540200000	TV camera tubes; image converters andintensifiers; other photo-c	431	5 964	627	149 880
8540401000	Data/ graphic display tubes,color, used for articles of heading 85.2t	0	96	0	5 691
8540409000	Data/ graphic display tubes,monochrome,used for articles of headi	1 088	6 284	7 174	50 502
8540600000	Other cathode-ray tubes	0	1 533	0	55 352
8540710000	Magnetrons	27	1 129	1 002	250 146
8540790000	Microvawe tubes, not magnetrons, exclgrid-controlled tubes	3	485	225	60 389
8540810000	Receiver/amplifier valves and tubes	2 141	26 250	13 982	327 834
8540890000	Other valves and tubes	2 709	62 769	72 083	1 272 562
8540910000	Parts of cathode-ray tubes	38 593	417 538	503 859	4 916 057
8540991000	Parts of microwave tubes	7 042	32 625	32 678	629 042
8540999000	Other parts of thermionic,cold cathodeor photo cathode valves an	1 005	28 499	29 317	406 020
8541100000	Diodes, other than photosensitive/lightemitting diodes	162 930	2 495 177	10 943 339	88 132 224
8541210000	Transistor oth than photosensitivewith a dissipation rate of <1 W	19 195	2 731 505	2 165 213	16 266 203
8541290000	Transistor oth than photosensitivewith a dissipation rate of >=1 W	174 438	1 264 966	6 157 423	58 604 458
8541300000	Thyristors,diacs and triacs, other thanphotosesintive devices	9 795	222 831	1 308 102	12 730 789
8541401000	Light emitting diodes	65 785	499 242	5 876 130	68 167 963
8541402100	Photovoltaic cells, not assembled	59 538	123 190	1 058 008	2 047 539
8541402200	Photovoltaic cells, assembled in modulesor made up into panels	42 416	304 788	232 186	2 200 536
8541402900	Oth photocells, including photodiodes & phototransistors	7 254	94 787	629 281	4 604 142
8541409000	Oth photosensitive semiconductor devices	30 308	509 171	1 933 870	20 552 849
8541500000	Other semiconductor devices	24 005	297 833	2 366 522	25 971 340
8541600000	Mounted piezo-electric crystals	13 560	143 436	1 046 747	10 003 413
8541900000	Parts of diodes,transistors & similar;photosensitives semiconductc	13 505	91 613	761 007	4 297 433
8542310000	Processor & controller of electronicsintegrated circuits	230 709	1 912 278	23 329 102	202 190 126
8542320000	Memories of electronic integratedcircuits	52 037	487 152	6 270 142	55 774 582
8542330000	Amplifiers of electronic integratedcircuits	34 503	286 075	445 988	4 780 641
8542390000	Other electronic integrated circuits	256 937	6 026 048	81 961 859	766 674 846
8542900000	Parts of electronic integrated circuits	85 320	767 166	4 279 163	43 032 177
8543100000	Particle accelerators	882	3 279	1 910	20 917
8543200000	Signal generators	10 207	30 686	8 441	487 039
8543302000	Wet processing equip. for the applic. by immersion of chemical/ek	183	361 797	1 563	5 551 197
8543309000	Oth machine& apparatus for electroplating,electrolysis/ electropho	92 968	1 004 136	1 834 739	24 715 369
8543701000	Electric fence energisers	5 603	109 381	238 826	754 290
8543702000	Remote control apparatus, other thanradio remote control appara	161 785	1 297 755	2 179 577	21 509 444
8543703000	Electrical machines with translation ordictionary functions	1 679	24 698	247 159	2 141 150
8543704000	Equip/machine for removal dust particle& curing material by UV li	65 981	308 046	224 031	3 824 886
8543705000	Integrated receiver/decoder (IRD) fordirect broadcast multimedia	17 227 123	19 083 324	1 662 152	11 811 772
8543709000	Oth electrical machines & apparatus,having individual fuctions	281 586	4 568 066	5 609 768	66 316 073
8543901000	Parts of particle accelerators orsignal generators	243	502	17 076	35 185
8543902000	Part of wet processing equip for applic.by immersion of chemical/ek	94	19 426	2 775	35 503
8543903000	Parts of electrical machines withtranslation or dictionary functions	0	23 873	0	643 355
8543904000	Part of equip/ machine for removal dustparticle & curing material t	0	4	0	959
8543905000	Part of Integrate receiver/decoder (IRD)for direct broadcast multir	28 475	186 358	123 500	760 512
8543909000	Parts of oth electrical machines andapparatus,having individual fuc	59 543	747 526	1 576 415	15 674 623
8544111000	Winding wire of copper,w/ an outercoating of lacquer or enamel	306 534	2 861 976	2 583 592	27 211 050
8544112000	Winding wire of copper,w/ an outer coat/ cover w/ paper, textile m	64 778	552 323	1 080 727	6 556 631
8544119010	Winding wire of copper, laquer/enamelled & cover with paper,tex	17 508	183 474	231 051	2 626 663
8544119020	Winding wire of copper, rect cross-sect. and without connectors	57 038	1 300 297	544 465	12 932 150
8544119090	Other winding wire of copper	15 799	467 708	581 090	5 134 813
8544190010	Winding wire not of copper, lacquered orenamelled	28 752	426 935	195 179	2 635 553
8544190020	Manganese resistance wire	5 303	286 164	51 745	2 169 014
8544190090	Winding wire not of copper,not lacquere/ enamelled, not mangane	134 602	785 173	1 548 266	9 096 146
8544201100	Co-axial cable/elec;fitted w/ connector;<=66.000V;insulated w/ ru	173 896	710 757	959 697	8 810 045
8544201900	Co-axial cable/elec;fitted w/ connector;<=66.000V;insulate not w/	445 441	3 631 849	4 331 864	43 427 680
8544202100	Co-axial cable/elec;unfitted w/ conectr;<=66.000V;insulated w/ ru	507 275	1 509 270	584 200	5 984 319
8544202900	Co-axial cable/elec;unfitted w/ conectr;<=66.000V;insulate not w/	765 791	7 646 207	4 532 590	36 816 658
8544203100	Co-axial cable/elec;fitted w/ connector;>66.000V;insulated w/ rub	18 509	195 198	193 240	1 993 620
8544203900	Co-axial cable/elec;fitted w/ connector;>66.000V;insulate not w/ r	16 601	339 522	66 666	2 110 615
8544204100	Co-axial cable/elec;unfitted w/ conectr;>66.000V;insulated w/ rub	26	92 054	27 054	914 285
8544204900	Co-axial cable/elec;unfitted w/ conectr;>66.000V;insulate not w/ r	108 267	1 303 972	665 519	9 099 427
8544301200	Wiring harness for mtor vehicle;of head87.02,87.03,87.04/84.11;ir	191 034	1 734 280	3 936 988	35 565 695
8544301300	Wring harness for mtor vehicle;excl head87.02,87.03,87.04/84.11;	13 622	154 063	372 251	2 774 350
8544301400	Wiring harness for mtor vehicle;of head87.02,87.03,87.04/84.11;n	12 426	100 469	202 340	1 754 914
8544301900	Wring harness for mtor vehicle;excl head87.02,87.03,87.04/84.11;	10 033	224 108	359 877	4 292 180
8544309100	Ignition wiring sets,not wiring set,usedin vehicle,aircraft/ship;insul	55 732	423 650	828 621	11 541 522
8544309900	Ignition wiring sets,not wiring set,usedin vehicle,aircraft/ship;no ir	529 877	3 947 943	4 811 372	46 260 250
8544421100	Telephone, telegraph, radio relay cables submarine,fitted w/ connec	211	25 210	1 725	84 696
8544421200	Telephone, telegraph, radio relay cablenot submarine,fitted w/ co	14 050	48 664	196 621	837 721
8544421900	Oth elect conductor,fitted w/ connector;used for communication,n	85 113	1 236 554	1 734 427	22 004 078
8544422100	Telephone, telegraph, radio relay cables submarine,fitted w/ cnecto	359	8 447	14 900	273 190
8544422200	Telephon,tlegraph,radio relay cable;notsubmarine,fitted w/ cnecto	197	856	63 889	75 577

I.3. IM POR MENURUT KOM ODITI / IM PORT BY HS COM M ODITY
***** AGUSTUS/ AUGUST 2013 *****

HS	Uraian Komoditi Commodity Description	Berat Bersih / Net Weight (Kg)		Nilai / Value C.I.F (US\$)	
		Bulan ini Current Month	Net Weight (Kg) Kumulatif Cum.Jan. to date	Bulan ini Current Month	Value C.I.F (US\$) Kumulatif Cum.Jan. to date
8544422900	Oth elect conductor,fitted w/ connector;used for communication,t	7 679	588 358	128 817	4 311 264
8544423200	Battery cable;<=1000V;insulate w/ rubberfor vehicle head 87.02,8	0	345	0	6 782
8544423300	Battery cable;<=1000V;insulate w/ rubbered vehicle head 87.02,8	52	9 968	1 267	63 092
8544423400	Battery cable;<=1000V,insulate w/ rubberfor vehicle head 87.02,8	0	163	0	2 332
8544423900	Battery cab;<=1000V;no insulate w/ rubbered vehicle head 87.02,8	486	23 914	34 918	338 891
8544429100	Electrical cables insulated w/ plasticdiametr <=19,5 mm,use for t	234 853	1 823 379	3 961 204	42 758 763
8544429200	Electrical cables insulated w/ plasticdiameter >19,5 mm,use for tel	41 562	759 471	404 314	8 144 230
8544429910	Car cigarettes lighters adapters	208	5 937	2 117	153 654
8544429990	Oth elect conductor,fitted w/ connector,used for telecommunicati	147 340	1 218 880	1 243 343	10 361 832
8544491100	Telephone, telegraph, radio relay cables submarine,not fitted w/ co	798	100 175	35 516	941 249
8544491200	Telephone, telegraph, radio relay cablenot submarine,not fit w/ cr	0	18 303	0	253 777
8544491900	Oth elect conductor,not fit w/ cconnector;used for communication,v	85 313	1 449 466	777 857	13 084 023
8544492100	Shielded wire for mnfact.of auto-wiringharnesses, not for commur	544 635	5 732 205	5 680 306	60 793 981
8544492200	Electrical cables insulated w/ plasticdiamtr<=19,5 mm,not use for t	72 379	526 578	240 451	857 516
8544492300	Electrical cables insulated w/ plasticdiamtr>19,5 mm,not use for te	11 792	130 946	77 100	725 452
8544492900	Oth electric conductors,not fitted w/connector,not for telecomunc	393 332	4 637 830	2 413 834	26 128 950
8544493100	Telephone,tlegraph,radio relay cable submarine,for communic,80\	0	2 095	0	11 335
8544493200	Oth elect connector,fitted w/ connectorfor comm,insulate w/ plas	411	60 942	3 791	143 614
8544493900	Oth elect connector,fit w/ connector forcomm,not insulate w/ plas	179 426	2 254 905	1 984 542	27 286 965
8544494100	Oth elect cconnector,fit w/ connector,>80V<=1000V,not for com,in	28 992	1 272 605	242 481	9 520 353
8544494900	Oth elect cconnector,fit w/ connector,>80V<=1000V,no for com,ins	257 127	4 815 854	1 371 108	43 228 190
8544601100	Oth electric conductors,>1 kV & <=36kV,insulate plastic w/ core di	82 004	1 101 848	265 449	5 658 777
8544601900	Oth electric conductors,>1 kV & <=36kV,insulate plastic w/ core di	47 371	586 055	826 200	5 047 460
8544602100	Oth electric conductors,>36 kV & <=66kV,insulate plastic w/ core c	209	163 591	1 452	750 449
8544602900	Oth electric conductors,>1 kV & <=36kV,insulate plastic w/ core di	426 139	14 883 448	6 054 559	30 888 176
8544603000	Other electric conductors, for a voltage > 66 kV	19	82 554	360	1 195 807
8544701000	Optical fibre cable of teleph,telegraph,radio relay cables,submarin	944 314	3 865 227	8 944 943	39 559 433
8544709000	Other optical fibre cables	277 587	4 590 503	2 248 128	41 891 018
8545110000	Electroda of graphite, used for furnaces	1 155 791	8 910 176	4 456 004	33 699 857
8545190000	Electroda of graphite, used not forfurnaces	39 955	190 906	263 420	1 649 721
8545200000	Carbon brushes of graphite/ oth carbon,for electrical purposed	53 095	498 944	1 010 089	9 481 207
8545900000	Lamp carbon,battery carbon & oth articleof graphite/oth carbon,w	83 304	1 005 954	717 499	20 768 585
8546100000	Electrical insulators of glass	131 817	1 099 942	255 153	2 408 367
8546201000	Transformer bushing & circuit breakerinsulator, of ceramic	57 369	599 014	466 234	5 995 716
8546209000	Electrical insulators of any materialother than glass & ceramics	987 752	7 260 362	1 059 298	10 034 844
8546900000	Oth elect insulators not of glass and of ceramics	90 013	928 540	660 836	13 954 925
8547100000	Insulating fitting for electrical mchineappl/ equip; of ceramics	31 103	355 283	834 700	12 702 112
8547200000	Insulating fitting for electrical mchineappl/ equip; of plastics	163 655	1 394 764	2 999 907	25 529 404
8547901000	Elect conduit tubingging & joint thereforof base metal line w/ insula	43 250	755 709	167 624	2 782 695
8547909000	Oth insulating fittings for elect mach,appliances/ equipment, being	179 191	1 946 012	557 255	9 856 142
8548101200	Lead acid scrap storage batteries,drained/ undrained,used in aircra	3	5	245	377
8548101900	Lead acid scrap storage batteries,drained/ undrained,used for oth p	0	6	0	5 153
8548102200	Waste & scrap contain mainly iron ofprimary cells/primary batterie	0	2	0	890
8548102900	Other waste and scrap containing mainlyiron	0	154	0	465
8548109100	Waste & scrap of primary cells andprimary batteries,cont. oth mat	0	91	0	1 885
8548109900	Other waste & scrap containing othermaterials	20	3 265	40	72 958
8548901000	Image sensors contact type copmrising aphoto-conductive sensor	60 211	354 578	1 017 475	9 410 476
8548902000	Printed circuit assemblies incl suchassemblies for external connect	124	12 524	15 093	1 468 952
8548909000	Other waste & scrap of primary cells;primary batteries	60 544	521 909	1 007 446	13 032 102
8601200000	Rail locomotives powered by electricaccumulators	0	21 719	0	184 046
8602100000	Diesel-electric locomotives	551 570	8 938 189	17 468 103	280 514 497
8603100000	Self-propelled railway/tramway coaches,van & truck power by ext	0	5 061 981	0	15 690 377
8603900000	Self-propelled railway/tramway coaches,van & truck power by int	170 000	221 475	5 626 829	6 208 078
8604000000	Railway/tramway maintenance/ servicevehicles, whether/ not self-p	0	187 608	0	4 047 049
8606100000	Tank wagons and the like	0	15 547	0	50 099
8606300000	Self-discharging vans,wagons, oth thanthose of subheading 8606.1	0	1 225	0	2 965
8606910000	Oth railway/tramway goods vans & wagon,not self-propelled, cov	176	1 591	1 798	4 789
8606920000	Oth rail/ tramway good van& wagon,not self propelled,open,nonre	0	2 992	0	6 416
8606990000	Oth rail/ tramway good van& wagon,not self propelled,open,nonre	5 000	15 331	2 605	100 086
8607110000	Driving bogies and bissel-bogies	143 004	2 214 437	3 732 512	47 140 603
8607120000	Other bogies and bissel-bogies	0	19 121	0	165 280
8607190000	Axles & wheels, and parts thereof	497 805	795 664	1 108 159	5 022 989
8607210000	Air brakes and parts thereof	77	40 399	5 907	1 739 345
8607290000	Brakes and parts thereof other than airbrakes	0	263 924	0	761 153
8607300000	Hooks & oth coupling devices, buffers,and parts thereof	2 354	86 005	32 205	490 841
8607910000	Other parts of locomotives	180 027	797 686	6 828 278	32 786 215
8607990000	Other part of troling stock	179	68 925	26 423	696 067
8608002000	Electromechanic equip of railway/ tramway track fixtures,fiiting, m	5 181	91 305	276 126	7 113 077
8608009000	Non-electromech equip of railway/ tramway track fixtures,fiiting, n	26	322 535	44 261	1 572 631
8609000010	Containers of metal,design & equip forcarriage by one/ more mode	243 285	3 027 341	796 950	7 858 856
8609000020	Containers of wood, design & equip forcarriage by one/ more mod	0	178	0	27 000

I.3. IMPOR M ENURUT KOM ODITI / IM PORT BY HS COM M ODITY
***** AGUSTUS/ AUGUST 2013 *****

HS	Uraian Komoditi Commodity Description	Berat Bersih / Net Weight (Kg)		Nilai / Value C.I.F (US\$)	
		Bulan ini Current Month	Kumulatif Cum.Jan. to date	Bulan ini Current Month	Kumulatif Cum.Jan. to date
8609000090	Container of oth material,design&equip for carriage by one/more	177 604	1 051 458	957 482	8 246 794
8701101100	Pedestrian controlled tractors,power <=22.5 kW, for agricultural u	0	137 341	0	262 708
8701101900	Pedestrian controlled tractors,power <=22.5 kw oth than for agricl	0	124 625	0	482 054
8701109100	Pedestrian controlled tractors, power >22.5 kw for agricultural use	0	8 042	0	48 952
8701201000	Road tractors for semi-trailers, ckd	0	10 000	0	55 943
8701209000	Road tractors for semi-trailers, not ckd	318 312	7 960 783	1 206 557	33 372 157
8701300000	Track-laying tractors	0	1	0	188
8701901000	Agriculture tractors	484 607	4 454 979	3 301 947	30 993 695
8701909000	Other tractors (other than tractors of heading 87.09)	19 990	437 866	184 569	3 640 772
8702104920	Motor coach,bus/minibus,for >=10 p,g.v.w. > 18 t but <=24 t,ckd,d	0	242 509	0	2 237 085
8702108100	Oth motor coach,bus/minibus,for >=10 p,g.v.w >= 6 t but <=18 t,nc	0	137 083	0	580 000
8702108910	Oth motor coach,bus/minibus,for >=10 p,g.v.w. < 6 t, not ckd, dies	139 199	1 813 512	905 965	22 789 108
8702108930	Oth motor coach,bus/minibus,for >=10 p,g.v.w. >= 24 t, not ckd, di	7 946	7 946	94 605	94 605
8702109000	Oth motor vehicles for the transport >=10 p;not ckd, diesel	41 083	269 112	619 547	4 070 673
8702901420	Oth motor coaches,buses/ minibuses,nondiesel,transport>= 30p,ck	0	8	0	138
8702909420	Motor vehicle,non diesel,transport>=30p,not ckd,g.v.w. >24 t,not i	0	1 204 000	0	10 105 000
8703101000	Golf cars, including golf buggies	26 774	138 145	21 119	248 243
8703109000	Vehicle specially design for travel on snow oth than golf cars	989	7 097	10 186	30 975
8703211000	Go-karts,cylinder capacity <= 1000 cc,internal combust recipro pist	1 987	1 987	36 500	36 500
8703212200	Motor cars excl vans, <= 1,000 cc, ckd,4 WD,intrn combust recipro	0	24 865	0	37 975
8703212300	Motor car excl vans,<= 1,000 cc,ckd,not4 WD,intrn combust recipr	260	1 172	7 179	25 666
8703212910	Sedan/ station wagon,<=1,000 cc,not ckd,not 4WD,intern combust	0	2 423	0	24 706
8703212990	Oth motor car,<= 1,000 cc,not ckd,not4 WD, intern combust recipr	26 178	101 390	362 964	1 331 360
8703213900	Oth vehicles,<=1,000 cc, ckd, not 4 WD,drive,intern combust recip	983	12 383	3 829	62 330
8703221190	Oth motor car,no sedan,1000-1500 cc,ckd,internal combust reciprc	126 486	885 689	1 263 988	8 861 633
8703221910	Sedan/ station wagon,1000-1500cc,not ckd internal combust recipr	3 707 833	15 388 885	39 443 800	150 110 957
8703221990	Oth motor car,no sedan,1000-1500 cc,notckd,intern combust recip	4 904 552	48 891 326	42 702 091	472 338 000
8703229900	Other vehicles, 1000-1500 cc, not ckd,internal combust recipro pis	130 025	2 239 080	1 162 343	22 366 233
8703233900	Prison van,1500-3000 cc,not ckd,interncombust reciprocating pist	0	1 950	0	8 870
8703235110	Sedan/ station wagons,1500-1800 cc,ckd,internal combust recipro	1 235	5 190	16 744	121 978
8703235210	Sedan/ station wagons, 1800-2000 cc, ckd,internal combust recipro	280 557	2 147 446	2 985 306	24 618 971
8703235290	Oth mtor car excl van,no sedan,ckd,1800-2000cc,intern combust r	936 148	16 252 452	9 277 983	186 995 805
8703235390	Oth mtor car excl van,no sedan,ckd,2000-2500cc,intern combust r	113 765	356 695	797 423	2 311 864
8703236110	Sedan/ station wagon,1500-1800cc,not ckd,internal combust recip	92 114	4 600 287	1 452 149	60 951 274
8703236191	Oth motor car excl van,1500-1800cc,notckd,2 WD,intern combust	161 832	2 885 841	3 020 342	30 564 047
8703236192	Oth motor car excl van,1500-1800cc,notckd,4 WD,intern combust	0	11 880	0	94 265
8703236210	Sedan/ station wagon,1800-2000cc,not ckd, internal combust recip	118 103	1 180 096	1 792 032	17 643 089
8703236291	Oth motor car excl van,1800-2000cc,notckd,2 WD,intern combust	304 353	4 039 820	2 709 093	42 752 658
8703236292	Oth motor car excl van,1500-1800cc,notckd,4 WD,intern combust	50 672	1 754 587	877 364	15 796 419
8703236310	Sedan/ station wagon,2000-2500cc,not ckd,internal combust recipr	719 373	6 261 033	12 734 244	107 031 080
8703236391	Oth motor car excl van,2000-2500cc,notckd,2 WD,intern combust	1 641 312	15 637 452	20 447 757	147 463 520
8703236392	Oth motor car excl van,2000-2500cc,notckd,4 WD,intern combust	17 331	94 032	137 692	844 082
8703236410	Sedan/ station wagon,2500-3000cc,not ckd,internal combust recip	102 388	494 548	2 352 061	11 373 721
8703236491	Oth motor car excl van,2500-3000cc,notckd,2 WD,intern combust	228 449	2 094 715	4 029 931	32 080 618
8703236492	Oth motor car excl van,2500-3000cc,notckd,4 WD,intern combust	44 005	485 429	776 567	9 139 210
8703239210	Oth vehicle,1800-2000cc,not ckd,2 WD,internal combust recipro p	0	7 254	0	88 350
8703239390	Oth vehicle,2000-2500cc,not ckd,4 WD,internal combust recipro p	0	4 500	0	77 145
8703239410	Oth vehicle,2500-3000cc,not ckd,2 WD,internal combust recipro p	2 226	5 809	49 162	154 057
8703239490	Oth vehicle,2500-3000cc,not ckd,4 WD,internal combust recipro p	12 246	51 921	294 120	1 027 929
8703245110	Sedan/ station wagon,>3000 cc,4 WD,notckd,internal combust reci	22 082	214 029	1 090 762	9 201 683
8703245190	Oth motor car,no sedan,>3000cc,not ckd,4 WD,internal combust r	331 687	2 890 794	5 800 950	50 350 854
8703245910	Sedan/ station wagon,>3000 cc,not 4 WD,not ckd,intern combust r	84 037	788 181	2 810 964	28 560 799
8703245990	Oth mtor car,no sedan,> 3000cc,not ckd,not 4 WD,intern combust	63 283	377 737	2 123 603	11 191 421
8703312000	Other motor cars excl van, <= 1500 cc,not ckd,diesel	56 924	56 924	513 186	513 186
8703314000	Ambulances,<=1500 cc,diesel/ semi-diesel	0	4 530	0	211
8703318900	Other vehicles,<=1500 cc, ckd, diesel,not 4 WD	0	1	0	10
8703319100	Other vehicles,<=1500 cc,not ckd,diesel,4 WD	1 307	1 307	8 670	8 670
8703319900	Other vehicles,<=1500 cc,not ckd,diesel,not 4 WD	0	1 240	0	11 550
8703321000	Ambulances, 1500-2500 cc, diesel	0	4 238	0	330 661
8703324290	Oth motor car,no sedan,1500-2000cc,ckd,4 WD, diesel	0	14 796	0	246 000
8703324310	Sedan/ station wagon, 1500-2000 cc, ckd,not 4 WD, diesel	50 500	291 260	588 574	3 341 194
8703324390	Oth motor car,no sedan,1500-2000cc,ckd,not 4 WD, diesel	0	46 756	0	516 337
8703324990	Oth motor cars,no sedan, 2000-2500 cc,not ckd,diesel	372 973	2 135 048	2 903 824	16 674 725
8703325300	Motor car excl van,1500-2000cc,not ckd,not 4 WD,diesel	601 850	2 588 655	5 975 357	27 379 537
8703325400	Motor cars excl van, 1500-2500 cc,notckd,4 WD,diesel	164 425	2 418 916	1 542 750	25 915 366
8703325900	Motor car excl van,1500-2500cc,not ckd,not 4 WD,diesel	1 089 997	13 884 601	10 722 513	152 785 791
8703329200	Oth vehicle,1500-2000 cc,not ckd,diesel,4 WD	1 500	33 606	18 710	312 090
8703329300	Oth vehicle,1500-2000 cc,not ckd,diesel,oth than 4 WD	44 936	67 528	448 075	669 931
8703329400	Oth vehicle,1500-2500 cc,not ckd,diesel,4 WD	2 246	24 147	19 320	236 573
8703329900	Oth vehicle,1500-2500 cc,not ckd,diesel,oth than 4 WD	0	3 629	0	51 731
8703331000	Ambulances, 2500-3000 cc, diesel	0	2 800	0	101 712

I.3. IM POR MENURUT KOMODITI / IM PORT BY HS COM M ODITY
***** AGUSTUS/ AUGUST 2013 *****

HS	Uraian Komoditi Commodity Description	Berat Bersih / Net Weight (Kg)		Nilai / Value C.I.F (US\$)	
		Bulan ini Current Month	Kumulatif Cum.Jan. to date	Bulan ini Current Month	Kumulatif Cum.Jan. to date
8703335300	Other motor cars, 2500-3000 cc, not ckd, 4WD, diesel	30 039	188 676	548 760	2 330 343
8703335400	Other motor cars, 2500-3000 cc, not ckd, oth than 4 WD,diesel	139 289	311 658	1 463 787	3 538 412
8703335500	Other motor cars, > 3000 cc, not ckd,4 WD, diesel	58 673	1 028 731	815 297	26 731 290
8703335900	Other motor cars, > 3000 cc,not ckd,oththan 4 WD, diesel	14 160	43 564	372 530	1 621 123
8703337000	Motor-homes, >2500 cc, ckd/ not ckd,diesel	0	33 296	0	187 250
8703338900	Other vehicles, > 2500 cc, ckd,oth than4 WD, diesel	0	156	0	2 573
8703339900	Other vehicles, > 2500 cc, not ckd,oththan 4 WD, diesel	0	1 900	0	66 870
8703901200	Gokart,electrically-powered vehicles	0	310	0	852
8703901300	Oth electrically-powered vehicles,fortransport of persons, CKD	0	5 568	0	40 904
8703901900	Oth electrically-powered vehicles,fortransport of persons, not CKD	0	4 562	0	43 779
8703907000	Motor cars excl vans, not elect-powered,for transport of persons, i	1 542	2 818	159 980	167 830
8704101500	Damper,designed for-off highway,CKD,g.v.w. < 10 t but >= 20 t	32 800	100 463	121 600	322 470
8704101700	Damper,designed for-off highway,CKD,g.v.w. < 24 t but >= 45 t	0	162 775	0	583 618
8704101800	Damper,designed for-off highway,CKD,g.v.w. > 45 t	0	4 965 717	0	77 614 607
8704102300	Damper,designed for-off highway,not CKD, g.v.w. <= 5 t	58 886	59 384	413 242	415 025
8704102400	Damper,designed for-off highway,not CKD, g.v.w. < 5 t but >= 10 t	0	3 802	0	130 852
8704102700	Damper,designed for-off highway,not CKD, g.v.w. < 24 t but >= 45	1 302 966	5 891 505	13 939 916	59 355 603
8704102800	Damper,designed for-off highway,not CKD, g.v.w. > 45 t	29 000	3 568 710	339 777	46 829 516
8704211900	Oth motor vehicles,for transport goods, g.v.w. <= 5 t,ckd, diesel	0	128 793	0	3 080 097
8704212200	Refuse collection vehicle have a refusecompres device,g.v.w.<=5t,i	0	8 010	0	2 624
8704212900	Oth motor vehicles,for transport goods,g.v.w. <= 5 t, not ckd, dies	2 579 587	22 276 797	21 935 208	193 969 199
8704221900	Oth motor vehicles,for transport goods,g.v.w. <5 t but >= 6 t, ckd, i	0	2 171 682	0	56 033 209
8704222300	Tanker vehicles;bulk cement truck,g.v.w. 5-6 t, not ckd, diesel	0	27 131	0	88 364
8704222900	Oth motor vehicles,for transport goods,g.v.w. 5-6 t, not ckd, diesel	0	6 490	0	53 694
8704223900	Oth motor vehicles,for transport goods, g.v.w. 6-20 t,ckd, diesel	0	1 440 827	0	11 644 861
8704225900	Other vehicles for the transport ofgoods,10-20 t, not ckd, diesel	15 883	111 933	145 823	877 693
8704235900	Other lorries (trucks), 25-45 t,ckd, diesel	0	2 370 779	0	20 009 240
8704236100	Refrigerated lorries (trucks), 25-45 t,not ckd, diesel	0	53 575	0	88 923
8704236300	Tanker vehicles; bulk-cement lorries,25-45 t, not ckd, diesel	0	185 398	0	366 662
8704236500	Hooklift lorries (trucks), 25-45 t,not ckd, diesel	0	96 725	0	161 552
8704236600	Dumpers, 24-45 t, not ckd,diesel	450 000	4 578 827	1 664 100	17 169 293
8704236900	Other lorries (trucks), > 45 t,not ckd, diesel	1 270 272	12 732 145	6 029 246	72 822 891
8704238300	Tanker vehicles; bulk-cement lorries(trucks) ,g.v.w > 45 t, not ckd,c	0	25 162	0	376 520
8704238500	Hooklift lorries (trucks), g.v.w > 45 t, not ckd,diesel	0	186	0	745
8704238600	Dumpers, g.v.w.> 45 t, not ckd, diesel	0	141	0	19 236
8704238900	Other lorries (trucks), > 45 t, not ckd, diesel	655 669	3 424 654	6 877 610	26 141 757
8704312900	Other lorries (trucks), <= 5 t, not ckdinternal combustion piston er	709 794	6 585 335	4 878 960	44 826 124
8704324300	Tanker vhcls;bulk-cement lorries 6-20 t,not ckd,internal combust p	0	23 648	0	81 108
8704328100	Refrigerated lorries (trucks), 24-45 t,not ckd,internal combust pist	0	11 421	0	18 790
8704328300	Tanker vhcls;bulk-cement lorries, 24-45t,not ckd,internal combust	0	45 995	0	224 500
8704328600	Dumpers, g.v.w. 24-45 t, not ckd,internal combustion piston engin	0	43 025	0	210 000
8704329800	Dumpers, g.v.w, > 45 t, not ckd,internal combustion piston engine	0	7 572	0	7 769
8704329900	Other lorries (trucks), > 45 t, not ckd,internal combustion piston er	0	94 229	0	403 810
8704901000	Motor vehicles for the transport ofgoods, ckd	0	10 010	0	56 780
8704909100	Motor vehicles for the transportof goods, <= 5 t, not ckd	21 300	21 300	10 050	10 050
8705100000	Crane lorries	282 330	4 556 624	1 249 046	25 306 592
8705200000	Mobile drilling derricks	12 105	17 993	14 255	20 315
8705300000	Fire fighting vehicles	17 220	1 773 210	320 172	41 890 580
8705400000	Concrete-mixer lorries	98 599	5 349 052	202 797	15 890 435
8705905000	Street clean vhcl, cesspool emptiermobile clinic;spray lorries of all	2 394	78 350	36 229	1 212 354
8705909000	Other special purpose motor vehicles	262 923	4 221 255	1 713 101	27 544 554
8706001100	Chasis fitted with engines of agriculturtractors	0	7 982	0	81 838
8706001910	Chasis fitted with engines of pedestriancontrolled tractors, not agr	0	293	0	177
8706001920	Chasis fitted w/ engines of road tractorfor semi-trailers,track-layin	0	1 590	0	82 414
8706001930	Oth chasis fitted with engines for othertractors	420	1 194	3 317	10 997
8706002910	Chasis fitted with engines for vehicles< 10 person, for cars <=24 t	0	168 750	0	401 951
8706002920	Chasis fitted with engines for vehicles< 10 person, for cars > 24	386 510	541 890	4 393 200	6 639 543
8706003100	Chasis fitted with engines for vehiclesfor go-karts;golf cars;(incl gol	1	6 331	3	66 835
8706003900	Oth chasis fitted with engines for vhclsof designed for transport of	0	13 998	0	103 977
8706005000	Chasis fitted with engines for specialpurposes motor vehicles	0	8 445	0	45 676
8707101000	Bodies for the vehicles transport ofpersons; go-karts;golf cars;golf	0	737	0	3 450
8707109000	Other bodies for the vehiclestransport of persons	35 317	762 622	418 759	6 242 849
8707901010	Bodies for road tractors semi-trailersor track-laying tractors	5	21 335	386	56 006
8707901020	Bodies for other tractor	298	2 509	1 920	29 375
8707903000	Bodies for special purpose motorvehicles	0	54 669	0	1 008 358
8707909010	Bodies for dumpers off highway use,not ckd, g.v.w > 45 t	287 338	2 555 101	2 067 903	19 164 220
8707909020	Other Bodies for the vehiclesof g.v.w .<= 24 t	8 992	51 318	8 452	43 814
8707909030	Other Bodies for the vehiclesof g.v.w .> 24 t	13 964	956 937	133 314	1 543 612
8708101000	Bumper and parts for tractors	597	18 876	24 113	146 924
8708109000	Bumper and parts for other tractors	303 009	2 705 285	3 106 622	25 710 198
8708210000	Safety seat belt for parts andaccessories	111 718	1 264 387	1 360 021	13 995 536

I.3. IMPOR MENURUT KOMODITI / IMPORT BY HS COMMODITY
***** AGUSTUS/ AUGUST 2013 *****

HS	Uraian Komoditi Commodity Description	Berat Bersih / Net Weight (Kg)		Nilai / Value C.I.F (US\$)	
		Bulan ini Current Month	Kumulatif Cum.Jan. to date	Bulan ini Current Month	Kumulatif Cum.Jan. to date
8708291100	Component of door trim assembly fortractors	2 820	11 947	20 400	107 686
8708291200	Component of door trimassembly fortransport of persons	238 968	2 533 633	3 155 821	35 453 575
8708291400	Component of door trim assembly fortransp>= 10 persons or transp	25 105	429 857	198 035	2 237 263
8708291900	Component of door trim assembly forspecial purpose motor vehic	215 181	1 787 436	2 619 875	18 014 765
8708292000	Parts of safety seat belts	364 837	2 320 229	3 724 297	23 663 763
8708299200	Oth parts, access for vehicles oftractors	6 341	65 549	110 721	1 083 954
8708299300	Interior trim fitting; mudguards fortransport of persons	1 139 241	7 444 230	8 267 224	68 297 624
8708299400	Hood rods for vehiclestransport of persons	1 448	6 040	18 795	62 707
8708299500	Oth parts and accessoriesfor transport of person	931 111	7 790 706	9 178 942	74 710 790
8708299600	Interior trim fitting; mudguards fortransp>= 10 persons or tanspor	21 208	163 235	331 062	2 444 800
8708299700	Hood rods for transport>= 10 persons or tansport of goods	0	2 720	0	8 649
8708299800	Oth parts, access for transport>= 10 persons or transport of goods	21 150	246 055	148 834	1 604 410
8708299900	Other parts and access, Of motorvehicles of heading 8701-8705	697 303	5 934 256	7 024 531	60 098 374
8708301000	Brakes,servo-brakes; parts thereof fortractors	21 150	232 710	222 151	3 174 975
8708302100	Brake drums, brake disc or brake pipes for transport of persons	91 452	704 779	1 250 236	6 810 489
8708302900	Oth brake drums, brake disc or brakepipes for transport of person:	645 356	4 736 420	7 527 725	55 890 753
8708303000	Brake drums, brake disc or brake pipesof >= 10 persons/ transport	39 279	246 389	434 222	3 462 757
8708309000	Oth brakes,servo-brakes; parts thereoffor transport of persons	307 955	4 487 176	3 013 537	38 159 723
8708401100	Gear boxes, unassembled fortransport of persons	11 843	192 472	57 298	1 625 654
8708401300	Gear boxes, unassembled for special purpose vehicles or transport	1 046	12 448	67 446	209 256
8708401400	Gear boxes, unassembled for vehiclestractors	1	3 501	14	58 536
8708401900	Gear boxes, unassembled fortransport vehicles , >= 10 person	139 406	2 415 929	1 577 717	28 859 351
8708402500	Gear boxes, assembled fortractors	2 022	7 633	18 975	130 787
8708402600	Gear boxes, assembled fortransport of persons	1 283 739	7 880 727	26 452 951	178 345 339
8708402710	Gear boxes, assembled; dumpers not ckd>= 1.2 t for goods/special	942	25 398	866	85 704
8708402790	Gear boxes, assembled; dumpers not ckd< 1.2 t for goods/special	14 751	74 134	332 516	1 754 299
8708402900	Gear boxes, assembled fortransport vehicles , >= 10 person	178 840	2 355 109	1 651 506	35 113 230
8708409100	Parts of gear boxes and parts thereoftractors	1 525	68 344	36 504	2 519 674
8708409200	Parts of gear boxes and parts thereoftransport of persons	606 062	6 012 075	8 348 012	91 885 715
8708409900	Oth parts of gear boxes for vehiclesof heang 8701-8705	118 439	1 741 994	1 859 951	22 726 020
8708501100	Drive-axles with differential, unassemblfor transport of persons	888 647	10 843 996	8 703 694	93 979 549
8708501300	Drive-axles with differential, unassemblfor for goods/special purp	42 415	205 143	242 086	1 420 478
8708501500	Drive-axles with differential, unassembltractors	455	42 126	10 387	174 992
8708501900	Drive-axles with differential, unassemblfor transport , >=10 person	201 546	855 565	619 492	2 753 854
8708502500	Drive-axles with differential, assambledfor tractors	40 051	236 928	612 699	4 155 943
8708502600	Drive-axles with differential, assambledfor transport of persons	1 125 052	8 555 175	12 101 425	92 208 016
8708502710	Drive-axles for damper,not ckd dmtr >=120 mm for goods/special	9 773	33 754	56 727	595 080
8708502790	Drive-axles for damper,not ckd dmtr <120 mmfor goods/special pu	19 234	168 185	762 103	4 396 608
8708502900	Drive-axles with differential, assambledfor transport of persons	399 978	2 235 130	1 277 239	8 127 399
8708509100	Parts crown wheels&pinion of drive axleswith diff. for tractors	4 542	37 685	16 340	104 414
8708509200	Oth parts crown wheels&pinion of driveaxl with difftr for tractors	391	5 822	13 865	156 928
8708509300	Parts of drive-axles with differential,for transport of person	74 213	318 802	804 206	3 935 693
8708509900	Oth parts of drive-axles withdifferential, for vehicles 8701-8705	144 893	1 551 258	962 233	12 348 535
8708701500	Road wheels of hub-caps for tractors	74	33 135	1 853	76 298
8708701600	Road wheels of hub-caps for transportof person	107 187	576 710	338 326	2 165 590
8708701700	Road wheels of hub-caps for vehicles>= 10 persons or tansport of	355	101 315	8 419	131 963
8708701900	Road wheels of hub-caps forspecial purpose motor vehicles	1 842	426 330	67 567	1 213 161
8708702100	Road wheels of wheels fitted with tyresfor tractors	0	1 717	0	5 262
8708702200	Road wheels of wheels fitted with tyresfor transport of person	907	7 159	18 820	144 393
8708702900	Road wheels of wheels fitted with tyresfor transp person;goods;sp	895	9 750	9 897	183 206
8708703100	Road wheels of wheels not fitted withtyres for tractors	0	129 675	0	173 923
8708703200	Road wheels of wheels not fitted withtyres for transport of person	133 888	1 268 620	590 021	4 984 327
8708703910	Road wheels of wheels not fitted withtyres of damper,not ckd dmt	37	28 411	256	128 915
8708703990	Road wheels of wheels not fitted withtyres of damper,not ckd dmt	461 290	5 725 802	187 008	4 254 318
8708709500	Other road wheel and parts for tractors	2 551	23 088	41 364	278 554
8708709600	Other road wheel and parts for vehicles>= 10 persons or tansport	898	517 193	8 660	665 016
8708709700	Other road wheel and parts for vehiclestransport of person	28 342	582 580	283 759	4 533 472
8708709900	Other road wheel and parts forspecial purpose motor vehicles	14 502	3 475 014	31 155	3 687 706
8708801500	Suspension systems for tractors	11 391	75 211	42 811	260 356
8708801600	Suspension systems forfor transport of person	159 436	1 289 793	1 523 476	12 676 327
8708801700	Suspension systems for damper off higwayuse or special purpose r	2 695	191 664	70 145	580 432
8708801900	Suspension systems for transport ,>=10 person	107 629	1 216 905	293 802	3 523 303
8708809100	Parts suspension systems fortractors	68	3 051	3 144	88 053
8708809200	Parts suspension systems fortransport of persons	299 277	2 375 956	2 057 706	18 985 903
8708809900	Parts suspension systems for transportof person or special purpos	181 082	1 528 615	1 915 844	14 483 070
8708911500	Radiators for tractors	183	22 729	5 782	557 760
8708911600	Radiators for transport of person	57 548	426 960	578 318	4 769 365
8708911700	Radiators for vehicles>= 10 persons or tansport of goods	61 081	614 713	507 162	4 911 122
8708911900	Radiators for special pupose vehicles	31 269	349 225	568 552	4 925 025
8708919100	Parts of radiators for tractors	212	11 855	4 584	760 706
8708919200	Parts of radiators for transportof person	69 114	565 338	352 495	5 667 732

I.3. IM POR MENURUT KOMODITI / IM PORT BY HS COM M ODITY
***** AGUSTUS/ AUGUST 2013 *****

HS	Uraian Komoditi Commodity Description	Berat Bersih / Net Weight (Kg)		Nilai / Value C.I.F (US\$)	
		Bulan ini Current Month	Net Weight (Kg) Kumulatif Cum.Jan. to date	Bulan ini Current Month	Value C.I.F (US\$) Kumulatif Cum.Jan. to date
8708919900	Parts of radiators for vehicles of person; goods; special purpose	124 845	1 223 929	1 760 892	17 347 228
8708921000	Slencers (mufflers), exhaust pipe; parts for vehicles tractors	204	8 568	2 030	42 707
8708922000	Slencers (mufflers), exhaust pipe; parts for transport of persons	311 791	1 761 846	3 079 052	21 873 807
8708924000	Slencers (mufflers), exhaust pipe; parts for vhcls >= 10 persons/ tans	37 181	411 218	389 536	4 292 634
8708929000	Slencers (mufflers), exhaust pipe; parts for special purpose motor v	59 889	481 023	881 329	5 597 197
8708935000	Clutches and parts thereof for vehicle tractors	1 077	12 223	17 152	212 732
8708936000	Clutches and parts thereof for vehicle transport of persons	427 309	3 570 266	5 103 251	46 870 537
8708937000	Clutches and parts thereof for vehicle transport of goods/ special p	24 818	1 009 113	329 455	2 949 488
8708939000	Clutches and parts thereof for vehicles transport , >=10 person	267 744	2 189 818	1 898 079	11 756 801
8708941000	Steering wheels with airbag assemblies	1 354	42 656	17 384	390 805
8708949400	Oth steering wheels with airbag assemblies for tractors	1 206	10 940	14 892	188 634
8708949500	Oth steering wheels with airbag assemblies for trasport of person	1 259 296	10 502 668	12 805 795	98 423 532
8708949900	Oth steering wheels with airbag assemblio of vhcls persons; goods; sp	394 506	3 873 073	5 011 761	49 204 248
8708951000	Safety airbags with inflater system for vehicles	136 914	947 105	1 971 527	14 613 766
8708959000	Parts safety airbags with inflater system	102 480	498 347	2 322 917	12 826 850
8708991000	Other parts & acces. for other vehicles of tractors	51 864	354 400	1 400 657	8 851 411
8708992100	Fuel tanks for vehicles transport persons or goods	357 175	3 559 487	4 365 980	38 725 487
8708992300	Parts of fuel tanks for vehicle transport of persons or goods	37 192	361 987	825 344	6 937 821
8708993000	Accelerator, brake or clutch padals for vehicles transport of persons	26 459	291 985	412 986	5 015 145
8708994000	Battery carriers or trays & brackets for vehicles transport of person	1 265	18 682	26 110	573 114
8708995000	Radiator shrouds for vehicle transport of persons or goods	231	3 864	10 728	48 431
8708996100	Chasis frames for vehicles for transport , >=10 person	43 430	240 691	524 034	2 681 342
8708996200	Chasis frames for vehicle transport of persons	723 325	6 385 596	4 564 483	55 576 905
8708996310	Chasis frames for vehicles <= 24 t transport of goods	20 667	61 612	91 980	306 089
8708996320	Chasis frames for vehicles > 24 t transport of goods	136	46 884	1 302	857 273
8708997000	Other chasis frames or parts	4 495 602	40 632 977	49 152 286	422 441 093
8708999000	Other parts, acces for other vehicles of heading 8701- 8705	2 443 953	30 176 701	21 839 437	200 102 213
8709110000	Electrical vehicles, works trucks, self-propelled, not fiited with liftin	30 403	141 282	158 615	880 127
8709190000	Non electrical vehicles, works truck self-propelled, not fiited with li	169 959	1 030 180	905 985	4 973 684
8709900000	Parts of work trucks, self-propelled, not fitted with lift/ handl equip,	8 469	123 502	66 687	354 107
8710000000	Tanks, other armoured fighting vehicles, motorised, with weapons/	47 781	606 643	1 255 734	70 578 943
8711101200	Moped and motorised bicycles, recipoint combust piston engine <	3 334	3 334	12 363	12 363
8711101300	Other motorcycle and scooters, recipoint combust piston engine .	8 632	16 381	27 577	55 268
8711101900	Other motorcycles, reciprocating inter.combust . piston engine < 5l	8 526	30 724	39 921	127 794
8711109200	Moped and motorised bicycles, recipro intcombust piston engine <	4 246	4 246	15 744	15 744
8711109300	Other motorcycle and scooters, recipoint combust piston engine <	0	12 351	0	27 562
8711109900	Other motorcycles, reciprocating inter.combust . piston engine < 5l	0	282 007	0	222 921
8711201010	Motocross motorcycles, with recipoint combust pist engine, 50-2l	497	39 518	1 935	130 179
8711201090	Motocross motorcycles, with recipoint combust pist engine, 50-2l	3 070	122 360	32 500	1 310 623
8711202000	Moped and motorised bicycles with recipint combust piston engine, l	8 404	54 846	153 421	926 562
8711203100	Motorcycles of cylinder capacity 150-200 cc, ckd	109 744	900 018	137 688	1 142 698
8711203200	Motorcycles of cylinder capacity 200-250 cc, ckd	0	6 447	0	193 821
8711203900	Motorcycles of cylinder capacity > 250 cc, ckd	8 350	27 990	108 720	383 550
8711204500	Motorcycles of cylinder capacity <= 200 cc, not ckd	0	512 852	0	1 403 412
8711204900	Motorcycles of cylinder capacity > 200 cc, not ckd	0	836	0	4 649
8711205100	Motorcycles (not side-cars) incl. Scooters of cylinder capacity 150-2l	227 756	778 831	2 548 236	9 013 835
8711205200	Motorcycles (not side-cars) incl. Scooters of cylinder capacity 200-2l	428 317	3 952 660	7 441 789	74 262 329
8711205900	Motorcycles (not side-cars) incl. Scooters of cylinder capacity > 250 c	206 501	1 942 554	2 896 987	29 360 391
8711209000	Other motorcycles (not side-cars) incl. Scooters	0	102 851	0	286 721
8711301090	Motocross motorcycles with recipoint combust piston engine 250	0	2 365	0	54 374
8711309000	Oth motocross motorcycles with recipoint combustion piston eng	0	1 258	0	19 456
8711401090	Motocross motorcycles, with recipoint combust pist engine, 500-1	0	3 833	0	95 493
8711402000	Other motorcycles, with recipoint combust piston engine, 500-80	644	3 024	28 924	94 394
8711409000	Other motorcycles, with recipoint combust piston engine, 500-800	3 861	172 662	124 469	4 082 395
8711502000	Other motorcycles, recipoint combust piston engine, > 800 cc, ckd	913	47 810	20 813	962 019
8711509000	Other motorcycles, recipoint combust piston engine, > 800 cc, no	22 377	182 617	1 459 652	6 971 367
8711905100	Electrical powered motorcycles, ckd	93 250	662 017	96 285	764 142
8711905400	Other motorcycles of cylinder capacity > 500 cc, ckd	40	4 124	45	3 510
8711909100	Electrical powered motorcycles, not ckd	3 609	13 318	6 290	90 602
8711909900	Other electrical powered motorcycles not ckd	1 452	14 457	54 540	403 695
8712001000	Racing bicycles	164 642	1 358 330	128 935	1 598 392
8712002000	Bicycles designed to be ridden by children	880 337	18 809 325	686 880	14 958 269
8712003000	Other bicycles	1 471 412	19 348 197	1 346 370	17 265 923
8712009000	Other cycles	382 226	1 901 366	2 661 726	14 346 316
8713100000	Carriages for disabled persons, not mechanically propelled	39 540	292 360	113 430	923 036
8713900000	Carriages for disabled persons, mechanically propelled	56 269	595 646	162 974	1 713 145
8714101000	Saddles of motorcycles (incl. mopeds)	7 755	72 378	11 091	107 308
8714102000	Spokes/ nipples of motorcycles (including mopeds)	50 094	524 742	85 366	916 102
8714109010	Frame and forks (incl. Telescopic fork, rear suspension and parts the	250 647	2 195 936	1 229 606	11 229 515
8714109020	Gearing, gearbox, clucth and other transmission equip. and part the	291 240	3 140 199	2 702 179	26 403 760
8714109030	Wheel rims	1 109 482	12 403 067	5 943 094	66 934 816

I.3. IMPOR M ENURUT KOM ODITI / IMPORT BY HS COMMODITY
***** AGUSTUS/ AUGUST 2013 *****

HS	Uraian Komoditi Commodity Description	Berat Bersih / Net Weight (Kg)		Nilai / Value C.I.F (US\$)	
		Bulan ini Current Month	Kumulatif Cum.Jan. to date	Bulan ini Current Month	Kumulatif Cum.Jan. to date
8714109040	Brakes and parts thereof	94 964	1 034 565	232 196	3 445 294
8714109050	Silencers (mufflers) and parts thereof for vehicles of heading 8711-	16 259	141 791	126 857	1 107 217
8714109090	Oth parts and accessories of vehicles of heading 8711- 8713	4 676 953	42 341 462	11 799 655	129 617 169
8714201100	Castors of a dmm (incl. tyres) 75-100 mm that the wheel width > 30 r	0	245	0	5 783
8714201900	Castors of a dmm (incl. tyres) > 250 mm that the wheel width > 30 r	88	28 371	1 286	164 951
8714209000	Other parts of carriages for disabled persons	8 691	45 730	17 535	382 053
8714911000	Frame and forks for bicycles designed to be ridden by children	326 449	2 593 505	409 298	2 845 607
8714919100	Parts for forks	12 953	132 834	11 166	120 438
8714919900	Other parts for forks	161 360	1 504 158	955 390	11 104 365
8714921000	Wheel rims and spokes for bicycles designed to be ridden by childre	75 182	780 539	116 557	1 049 582
8714929000	Other wheel rims and spokes	151 611	1 049 355	243 266	2 634 370
8714931000	Hubs, (excl coaster brake hub, hub brake free/ sprocket-wheel), bicy	12 667	333 316	43 200	574 634
8714939000	Oth hubs, (excl coaster braking hub, hub brake, free/ sprocket-whe	229 629	2 137 923	571 413	6 392 002
8714941000	Brakes, (incl coast brake hub, hub brake) for bicycles to be ridden by	33 386	567 765	109 329	1 372 407
8714949000	Oth brakes, (incl coaster braking hubs, hub brakes)	97 293	1 587 939	316 566	8 060 229
8714951000	Saddles for bicycles designed to be ridden by children	16 794	498 014	32 091	794 785
8714959000	Other saddles	69 537	628 668	156 400	1 649 657
8714961000	Pedals and crank-gear, & parts thrf for bicycles to be ridden by chilc	122 945	839 660	184 107	1 184 524
8714969000	Other pedals and crank-gear, and parts thereof	206 976	2 328 778	483 309	5 308 874
8714991100	Handle, bars, pillars or parts & access. of bicycle to be ridden by chil	117 112	1 909 090	129 761	1 870 548
8714991200	Chain wheels and cranks for bicycles designed to be ridden by child	51 667	379 040	43 526	357 695
8714999100	Oth handle, bars, pillars or parts and accessories	1 836 253	27 268 541	8 081 760	105 924 745
8714999200	Other chain wheels and cranks	79 724	1 287 751	286 275	2 430 426
8715000000	Baby carriages and parts thereof	66 352	1 544 744	339 788	5 152 462
8716100000	Trailers & semi-trailers of the caravan type, for housing/ camping	0	9 357	0	49 832
8716200000	Self-loading/ self-unloading trailers & semi-trailers for agricultural p	0	93 891	0	364 404
8716310000	Tanker trailers, tanker semi-trailers for the transport of goods	3	469 259	91	4 689 995
8716394000	Agricultural trailers and semi-trailers	0	106 868	0	350 811
8716399100	Oth agricul. trailers and semi-trailers carrying capacity > 200 t	271 504	2 132 801	933 838	8 530 673
8716399900	Oth agricul. trailers and semi-trailers carrying capacity < 200 t	23 126	1 779 369	45 153	3 575 020
8716400000	Other trailers and semi-trailers	32 800	1 389 787	71 663	2 031 540
8716801000	Cart, wagon, sack truck, hand trolleys & similar hand-propelled vhc	24 238	334 278	83 499	1 189 612
8716802000	Wheelbarrows	193 040	1 047 056	168 848	816 950
8716809000	Oth vehicles not mechanically propelled	24 170	300 289	83 947	1 687 956
8716901300	Parts for trailer and semi-trailers for goods of agricultural puposes	356 082	5 045 057	823 274	4 591 590
8716901900	Other parts for trailer and semi-trailer	567 974	5 764 027	2 643 581	15 061 852
8716909200	Castors of a dmm (incl. tyres) 100-250 mm that the wheel width > 3	59 057	549 388	128 995	1 514 071
8716909300	Other parts for other vehicles	78 782	698 318	195 470	1 491 441
8716909400	Spokes and nipples	1 006	1 124	1 135	2 753
8716909500	Castors for goods of sbhd 8716.80.90 dmm incl tyres 100-250 mm v	931	38 949	22 034	433 082
8716909600	Other castor	616	20 135	1 440	92 853
8716909900	Oth trailer and semi-trailers, oth vhc's not mechanically propelled	488 259	4 821 780	955 249	9 581 378
8801000000	Balloon, dirigibles, glider, hang gliders and other non-powered aircr:	0	1 326	0	611 257
8802110000	Helicopters of an unladen weight <= 2,000 kg	0	2 000	0	2 298 050
8802120000	Helicopters of an unladen weight > 2,000 kg	3 112	8 510	12 936 000	23 785 180
8802201000	Aeroplane of an unladen weight <= 2,000 kg	0	26 369	0	7 931 539
8802209000	Aeroplane of an unladen weight > 2,000 kg	0	12 151	0	8 347 738
8802301000	Aeroplane of an unladen weight > 2,000 kg and <= 15,000 kg	0	118 127	0	173 176 540
8802401000	Aeroplanes of an unladen weight > 15,000 kg	0	546 814	0	271 226 216
8803100000	Propellers, rotors, parts thereof heading 8801 or 8802	5 978	46 221	20 145	2 019 163
8803200000	Under-carriages, parts thereof heading 8801 or 8802	628	25 631	29 658	6 802 919
8803300000	Other parts of aeroplanes/ helicopters heading 8801 or 8802	56 058	813 471	43 493 429	624 344 133
8803901000	Parts of telecommunication satellites	25	221	10 898	20 253
8803902000	Parts of balloons, gliders/ kites	0	1 290	0	1 602
8803909000	Other parts of goods of balloon, dirigibles and other aircraft	113 183	129 367	9 810 645	15 314 805
8804001000	Parachutes (incl dirigible parachutes, paragliders) & rotocutes, part:	0	717	0	14 567
8804009000	Oth parachutes (incl dirigible parachut, paragliders) & rotocutes, pa	16 178	19 501	242 347	724 536
8805100000	Aircraft launching gear, part thereof, deck arrestor/ similar gear, par	0	5 802	0	479 752
8805210000	Air combat simulators and parts thereof	3	5 822	2 639	5 603 598
8805291000	Ground flying trainers	32 395	36 342	9 020 891	9 408 892
8805299000	Parts of ground flying trainers	32 420	62 263	9 054 129	11 236 466
8901102000	Cruise ships, excursion boats, ferry-boats of gross tonnage > 26 but <=	0	388 000	0	3 145 800
8901106000	Cruise ships, excursion boats, ferry-boats of gross tonnage > 500 but	0	995 000	0	3 069 999
8901107000	Cruise ships, excursion boats, ferry-boats of gross tonnage > 1000 bui	0	1 533 534	0	5 517 892
8901205000	Tankers of gross tonnage <= 5000 ton	1 837 000	19 117 096	5 395 858	33 953 675
8901207000	Tankers of gross tonnage > 5000 ton but <= 50000 ton	2 792 000	26 878 700	2 225 000	17 442 335
8901901100	Other vessels, for transp. not motorised of gross tonnage <= 26 ton	0	11 000	0	14 692
8901901200	Other vessels, for transp. not motorised of gross tonnage > 26 but <	862	2 051 862	529 000	4 127 920
8901901400	Other vessels, for transp. not motorised of gross tonnage > 500 ton	20 397 110	136 323 262	32 875 546	145 116 450
8901903100	Other vessels, for transp. motorised of gross tonnage <= 26 ton	0	106 184	0	1 394 758
8901903200	Other vessels for transport, motorised of gross tonnage > 26 but <=	307 000	16 648 858	3 826 020	32 764 739

I.3. IM POR MENURUT KOM ODITI / IM PORT BY HS COM M ODITY
***** AGUSTUS/ AUGUST 2013 *****

HS	Uraian Komoditi Commodity Description	Berat Bersih / Net Weight (Kg)		Nilai / Value C.I.F (US\$)	
		Bulan ini Current Month	Kumulatif Cum.Jan. to date	Bulan ini Current Month	Kumulatif Cum.Jan. to date
8901903300	Other vessels,for transp. motorisedof gross tonnage > 500 but <=	0	2 310 000	0	4 991 300
8901903400	Other vessels,for transp. motorisedof gross tonnage >1000 but <=	0	47 758 044	0	95 337 680
8901903500	Other vessels,for transp. motorisedof gross tonnage >4000 but <=	0	34 462 000	0	31 956 578
8901903600	Other vessels,for transp. motorisedof gross tonnage >5000 but <=	11 226 000	126 586 000	17 266 500	106 666 609
8901903700	Other vessels,for transp. motorisedof gross tonnage > 50000 ton	0	1 718 000	0	11 800 000
8902002200	Fishing vessels of gross tonnage > 26 but <= 40 ton	34 000	34 000	4 099	4 099
8902002300	Fishing vessels of gross tonnage > 40 but <= 250 ton	453 000	1 582 000	323 746	1 857 076
8902002400	Fishing vessels of gross tonnage > 250 but <= 1000 ton	0	3 237 180	0	1 643 175
8903100000	Yachts&oth vessels for pleasure/ sportsrowing boats& canoes, infla	5 776	34 522	46 873	758 592
8903910000	Sailboats, with/without auxiliary motor, not inflatable	2	28 638	20	130 737
8903920000	Motorboats, other than outboardmotor, not inflatable	464	44 361	1 468	610 802
8903990000	Other vessels for pleasure/ sports;canoes, not inflatable	17 229	178 925	135 872	2 515 066
8904001000	Tugs and pusher craftof gross tonnage <= 26 ton	0	825 783	0	1 586 086
8904003100	Tugs and pusher craft, power <= 4000 hp of gross tonnage <= 26 t	676 000	3 771 468	15 510 863	35 283 831
8904003900	Tugs and pusher craft, power > 4000 hp of gross tonnage <= 26 ton	8 388 745	17 243 752	7 300 313	108 178 603
8905100000	Dredgers	0	1 219 360	0	9 659 144
8905200000	Floating/ submersible drilling/ production platforms	1 486 000	17 707 142	3 120 000	12 064 961
8905901000	Floating docks	0	105 238	0	532 374
8905909000	Oth vessels w/ navigability of which issubsidiary to their main funct	1 879 186	7 296 074	3 611 022	33 839 109
8906901000	Lifeboats oth than rowing boats,oth vessels of displacement <= 30	5 319	102 565	496 410	951 488
8906902000	Lifeboats oth than rowing boats,othvessels of displace.> 30 but<=	0	24 680	0	116 120
8906909000	Lifeboats oth than rowing boats,oth vessels of displacement > 300	79 549	4 109 288	6 638 602	49 949 243
8907100000	Floating structures, inflatable rafts	25 657	561 622	335 994	5 458 611
8907901000	Buoys	15 341	847 206	361 647	3 110 663
8907909000	Other floating structures	458 860	3 906 950	2 125 971	41 248 627
8908000000	Vessel and oth floating structuresfor breaking up	0	7	0	32
9001101000	Optical fibres,optical fibre bundles&cables for telecom.&oth elect	30 569	267 030	3 168 594	21 873 357
9001109000	Optical fibres, optical fibre bundles&cables for other purpose	851	37 766	66 348	378 579
9001200000	Sheets and platesof polarising material	7	443	36	12 504
9001300000	Contact lenses	29 084	258 897	4 803 913	48 378 237
9001400000	Spectacle lenses of glass	198	1 076	514	7 385
9001500000	Spectacle lenses of other materials	6 123	128 534	509 430	4 645 091
9001901000	Lenses & optic elements for photograpor cinematographic camera	4 956	64 552	477 890	6 286 675
9001909000	Other elements of glass notoptically worked	113 051	459 460	1 898 784	14 589 401
9002111000	Objective lenses for cinematographicprojector	4	11 630	160	578 695
9002119000	Objective lenses for cameras andother projector	25 308	217 869	1 363 159	14 957 321
9002190000	Objective lenses for otherinstruments & apparatus	8 404	220 948	341 624	6 318 765
9002201000	Filters for cinematographic projectors	0	3 817	0	3 935
9002202000	Filters for cinematographic cameras,photographic cameras & oth p	180	2 552	510	3 959
9002203000	Filters for telescopes/ microscopes	43	1 069	11 636	18 206
9002209000	Filters for oth instruments& apparatus	109	235 289	7 275	1 168 578
9002903000	Lenses&prisms for cinematographic,photographic cameras & oth p	5 008	25 565	60 409	1 321 137
9002909000	Other Lenses & prisms	2 696	12 955	337 848	2 979 812
9003110000	Frames & mountings for spectacles,goggles of plastics	5 550	52 256	40 393	605 431
9003190000	Frames & mountings for spectacles,goggles of other materials	3 016	178 856	82 546	2 071 957
9003900000	Parts for spectacles,goggles	6 690	71 774	210 169	2 355 324
9004100000	Sunglasses	92 580	864 628	612 608	7 239 035
9004901000	Corrective spectacles	12 531	183 937	82 633	1 125 745
9004905000	Protective goggles	6 463	65 203	134 744	782 663
9004909000	Other spectacles & goggles	121 875	942 360	677 523	5 229 333
9005100000	Binoculars	2 091	27 426	8 194	134 372
9005801000	Astronomical instrumens, excludinginstruments for radio-astronor	3	637	87	4 285
9005809000	Monoculars & oth optical telescopes	9 212	54 750	169 229	326 685
9005901000	Part&acc (incl mountings) for astronomicinstruments excl for radi	0	41	0	171
9005909000	Parts&accessories (include mountings)for oth optical telescopes	189	19 341	16 173	239 615
9006109000	Oth laser photoplotter,cameras of a kind used for preparing print p	685	22 679	1 528	82 643
9006300000	Cameras specially design for under wateruse for aerial survey, me	118	2 989	10 755	2 838 010
9006400000	Instant print cameras	0	11 010	0	1 649 825
9006510000	Oth cameras w/ a through-the lens viewfinder(slr),for roll film of w	114 887	622 030	481 065	3 247 832
9006530000	Oth cameras for roll film of width=35mm	0	11	0	519
9006591000	Lasers photo plotters/ imagesetters withraster image processor	0	984	0	11 302
9006599000	Lasers photo plotters/ imagesetterswithout raster image processor	107	7 905	15 088	232 486
9006610000	Discharge lamp ("electronic") flashlightapparatus	3	7 916	397	64 822
9006690000	Photographic flashbulbs apparatus	308	1 733	692	49 459
9006911000	Parts & accessories for laser photoplotters of subheading 9006101	0	5	0	2 644
9006913000	Parts & accessories for instan printcamera,w/ slr,roll film a width<	0	3 599	0	62 879
9006919000	Other parts & accessories for cameras	19 256	199 787	62 829	602 196
9006991000	Parts & accessories for photographicflash-light apparatus	1 292	13 240	3 720	1 989 173
9006999000	Parts & accessories oth than forphotograp flash-light apparatus	99	26 405	4 134	221 764
9007100000	Cinematographic cameras	2 718	55 743	10 372	530 144
9007209000	Cinematographic projectors for film ofmore than 16 mm in width	4 522	178 055	179 462	6 537 901

I.3. IMPOR MENURUT KOMODITI / IMPORT BY HS COMMODITY
***** AGUSTUS/ AUGUST 2013 *****

HS	Uraian Komoditi Commodity Description	Berat Bersih / Net Weight (Kg)		Nilai / Value C.I.F (US\$)	
		Bulan ini Current Month	Kumulatif Cum.Jan. to date	Bulan ini Current Month	Kumulatif Cum.Jan. to date
9007910000	Parts and accessories for cinematographic cameras	1 553	23 759	23 461	630 127
9007920000	Parts and accessories for cinematographic projectors	3 297	37 171	540 659	5 102 485
9008501000	Projector, enlarge/reducer, microfilm/fiche/form whether/not cap	5 599	35 092	18 015	110 441
9008509000	Projector, enlarge/reducer, oth microfilm/fiche/form whether/not	60 058	363 838	125 170	898 375
9008902000	Part& accessories for image projector of fotografic, enlarge & red	0	262	0	12 275
9008909000	Part& accessories for image projector of fotografic, enlarge &	260	3 918	38 470	208 487
9010100000	App & equipment for automatically develop/expose photographic	2 229	40 163	51 667	889 120
9010501000	App for the projec/draw of circ pattern on sensitized substrates, m	48	6 189	5 995	378 589
9010509000	Oth app& equip for photograph laboratorie (inc cinematographic); i	4	13 052	509	142 482
9010601000	Projection screens of 300 inches or more	42 696	391 860	124 053	2 035 810
9010609000	Projection screens of 300 inches or less	13 578	131 457	78 761	615 422
9010901000	Parts& accessores of apparatus& equipments for automatically deve	0	1 391	0	33 599
9010903000	Parts& acc of app for the projection/drawing of circuit patterns of p	0	192	0	7 381
9010909000	Parts& accessoris of other apparatus& equipment for photographic	5 798	16 053	26 385	298 414
9011100000	Stereoscopic microscopes	1 447	26 779	82 681	2 092 695
9011200000	Oth microscopes for photomicrography, cinephotomicrography or	8 020	63 649	79 740	1 566 503
9011800000	Other optical microscopes	2 359	40 320	425 549	2 734 623
9011900000	Parts and accessories of compound optical microscopes	0	63	0	27 888
9012100000	Microscopes oth than optical microscope diffraction apparatus	0	4 501	0	614 451
9012900000	Parts and accessories for microscope oth than optical microscope	163	1 313	13 319	76 284
9013100000	Telescopic sights for fitting to armsperiscopes, telescopes to part o	0	5 379	0	5 104 512
9013200000	Lasers, other than laser diodes	87	12 891	73 143	1 837 738
9013801000	Optical error verifications& repair app for pcb/pwb&pca	705	3 862	14 455	373 573
9013802000	Liquid crystal devices	6 625	161 209	592 104	12 851 169
9013809000	Other devices, appliances& instruments of other optical appliances	4 872	135 203	514 614	6 739 918
9013901000	Parts & accessories of lasers oth than laser diodes (sub head 90132	82	423	32 591	69 439
9013909000	Parts & accessories of oth than goods of lasers, liquid crystal, oth de	369	2 694	21 965	308 542
9014100000	Direction finding compasses	1 969	52 596	33 706	794 416
9014200000	Instrum& appl for aeronautical/spacenavigation (other than comp	88 125	181 836	413 125	3 916 765
9014801000	Oth navigation instrum& appl of used on ship work with an automa	0	10 913	0	6 924 869
9014809000	Oth navigation instrum& appl of oth used on ships	2 109	378 714	371 323	11 215 080
9014901000	Parts& acc of navigation instrum& app of on ships, with automatic d	3 020	4 307	59 755	135 475
9014909000	Parts & accessories of other navigation instruments & appliances	612	127 856	146 617	2 268 716
9015101000	Rangefinders of used in photography or cinematography	0	1 225	0	9 944
9015109000	Rangefinders other than of used in photography or cinematograph	958	163 717	22 944	621 249
9015200000	Theodolites & tachymeters (tacheometers)	128	13 371	1 252	1 099 936
9015300000	Levels [measuring higher of ground]	4 167	59 656	67 397	686 754
9015400000	Photogrammetrical surveying instruments and appliances	6 701	20 146	309 212	1 949 293
9015801000	Radio sonde and radio wind apparatus	121	45 706	8 381	160 925
9015809000	Other instruments& appliances oth than Radio sonde and radio win	188 759	967 581	10 216 712	55 068 504
9015900000	Parts & accessories of surveying instruments & appliances	76 791	380 255	6 187 973	32 711 700
9016000000	Balances of a sensitivity of 5 cg or better, w/without their weights	16 265	171 709	225 010	1 903 295
9017101000	Plotters, drafting tables and machines, whether not automatic	0	4 835	0	125 978
9017109000	Drafting tables and machines, whether not automatic other than pl	3 785	66 756	32 520	410 896
9017201000	Rulers, drawing, marking out, or mathematical calculating instrum	21 856	249 598	34 347	373 211
9017203000	App for the project/draw of circ pattern on sens'zed subs's for mfc	163	2 605	7 830	38 845
9017205000	Oth Plotter, drawing, marking out, or mathematical calculating instr	0	2 349	0	14 132
9017209000	Other drawing, marking-out/ mathematical calculating instruments	94 205	685 705	256 189	1 730 308
9017300000	Micrometers, callipers and gauges	39 600	544 925	1 634 777	12 239 303
9017800000	Oth instruments for measuring length for use in hand, rods and tap	166 138	1 943 905	388 548	5 045 144
9017902000	Parts& acc of app for the project/draw of circ pattern, sens substrat	1 377	11 296	125 965	1 166 958
9017903000	Parts& acc of photoplotters for the manufac of pcb/pwb	0	135	0	2 223
9017904000	Parts& accessories, incl printed circuits assemblies of other plotters	20	143	1 855	3 073
9017909000	Parts & accessories of oth instruments for measuring length for use	3 579	55 330	81 865	1 305 441
9018110000	Electro-cardiographs, used in medical	4 505	29 862	329 986	2 225 652
9018120000	Ultrasonic scanning apparatus, used in medical	5 082	81 764	1 066 846	14 100 706
9018130000	Magnetic resonance imaging apparatus used in medical	13 291	88 532	808 220	5 472 633
9018140000	Scintigraphic apparatus used in medical	0	2 292	0	268 414
9018190000	Other electro-diagnostic apparatus used in medical	13 973	145 222	1 106 126	8 515 839
9018200000	Ultra-violet/infra-red ray apparatus used in medical	622	8 081	18 919	489 007
9018311000	Disposable syringes, with or without needles	103 113	998 160	846 031	8 323 186
9018319000	Syringes, with/without needles other than disposable syringes	22 727	260 949	438 258	4 448 536
9018320000	Tubular metal needles and needles for sutures	16 167	262 167	278 397	4 455 795
9018391000	Catheters	34 102	854 704	714 071	9 051 396
9018399000	Cannulae and the like	61 856	345 848	682 132	5 931 890
9018410000	Dental drill eng, whether/ not combined on a single base with oth d	170	647	25 889	122 453
9018490000	Oth instruments and appliances, used in dental sciences	24 562	68 577	100 421	473 883
9018500000	Oth ophthalmic instruments& appliances	2 031	22 060	804 320	5 686 080
9018902000	Intravenous administration set	56 353	865 270	1 070 437	13 360 323
9018903000	Electronic instruments and appliances, used in medical	289 481	2 357 291	3 690 853	23 845 205
9018909000	Other instruments and appliances, used in medical	295 647	3 037 486	7 360 212	71 920 603

I.3. IM POR MENURUT KOM ODITI / IM PORT BY HS COM M ODITY
***** AGUSTUS/ AUGUST 2013 *****

HS	Uraian Komoditi Commodity Description	Berat Bersih / Net Weight (Kg)		Nilai / Value C.I.F (US\$)	
		Bulan ini Current Month	Kumulatif Cum.Jan. to date	Bulan ini Current Month	Kumulatif Cum.Jan. to date
9019101000	Electronic,mechano-therapy appliancesmassage,psycho aptitude-t	13 006	165 344	176 989	1 549 965
9019109000	Mechano-therapy appliance massage,psycho aptitude-test appara	8 063	292 699	223 366	4 339 970
9019200000	Ozone therapy,oxygen therapy, aerosoltherapy, artificial respiratic	53 812	374 615	1 537 388	16 708 352
9020000000	Breath appl,gas masks,excl protec maskshave neither mech part,rc	11 651	259 914	382 983	17 662 547
9021100000	Orthopaedic or fracture appliances	45	87 898	4 387	814 359
9021210000	Artificial teeth,orthopaedic appliances	0	554	0	3 066
9021290000	Dental fittings,orthopaedic appliances	4	115	557	37 836
9021310000	Artificial joints,orthopaedic appliances	87	1 089	39 818	876 733
9021390000	Other artificial parts of the body	19	136	105 446	129 040
9021400000	Hearing aids, excluding partsand accessories	12	961	16 549	2 019 651
9021500000	Pacemakers for stimulating heartmuscles,excluding parts& accesso	0	255	0	3 873
9021900000	Oth appl.which are worn/carried/implanin the body,to compensat	7 742	191 034	7 536 053	82 038 633
9022120000	Computed tomography apparatus	14 351	72 567	1 255 438	7 020 385
9022130000	X-ray app for dental uses	232	11 051	13 264	759 816
9022140000	X-ray app for medical,surgical orveterinary uses	25 655	248 244	1 648 626	14 723 495
9022191000	X-ray app for the physical inspectionof solder joints on pcb/ pwb as	0	77 236	0	3 075 175
9022199000	X-ray For radiografi or radiotherapy apparatus	12 929	65 912	371 521	5 797 457
9022210000	Alpha,beta/ gamma radiations,for medicalsurgical,dental/ veterinar	0	4	0	1 365
9022290000	Alpha,beta/ gamma radiations,forradiography or radiotherapy app	335	121 734	148 899	4 774 129
9022300000	X-ray tubes	367	2 555	80 740	791 333
9022901000	Parts&acc of x-ray app for the physicalinspection of solder joints o	0	7 316	0	2 201 685
9022909000	Part&acc oth of x-ray app for the physiciinspection of solder joints	1 281	27 003	114 373	1 876 071
9023000000	Instruments app& model,for demonstrapurposes(in education/exh	25 125	238 049	798 840	9 088 965
9024101000	Machines& appliances for testing metals,electrically operated	22 130	251 600	476 204	11 161 651
9024102000	M achines& appliances for testing metals,not-electrically operated	1 080	6 530	147 152	341 726
9024801000	Oth mach& appliances for testing wood,textiles,paper,plastics,elec	39 229	323 599	2 071 104	15 937 089
9024802000	Oth mach& appliances for testing wood,textiles,paper,plastic,not e	2 258	19 880	64 151	850 120
9024901000	Parts&acc for elect operated mach& appfor test mechanical proper	3 561	42 909	483 549	2 394 968
9024902000	Parts&acc for non elect operated mach& app for test mechan prop	403	21 329	34 780	863 137
9025110000	Thermometers&pyrometers,liquid filled,for direct reading	8 393	86 457	111 425	723 030
9025191100	Thermometers&pyrometers,elect operated,temperature gauges fo	68 651	2 466 720	197 980	3 274 692
9025191900	Thermometers&pyrometers,elect operated,oth temperature gaug	9 487	100 290	530 747	4 249 271
9025192000	Thermometers&pyrometers notelectrically operated	1 330	14 849	27 615	574 701
9025802000	Oth instruments of oth than thermometers&pyrometers, electrica	4 536	89 515	408 281	3 883 138
9025803000	Oth instruments of oth than thermometers&pyrometers, not elect	43 319	180 231	274 963	779 201
9025901000	Parts&aces of hidrometer,termometer/similar instrument, electri	10 258	104 605	177 248	1 612 547
9025902000	Parts&aces of hidrometer,termometer/similar instrument, non el	6 280	50 279	263 737	1 542 996
9026101000	Level gauges for motor vehicleselectrically operated	6 640	101 348	138 531	1 984 689
9026102000	Level gauges for motor vehiclesnot electrically operated	7 365	105 723	139 685	1 997 427
9026103000	Oth measuring/check the flow/level of liquid, electrically operated	65 489	400 626	2 708 208	22 688 084
9026109000	Oth measuring/check the flow/level of liquid,not electrically opera	41 980	447 369	1 186 383	8 760 686
9026201000	Presure gauges for motor vehicles,electrically operated	30 183	257 689	834 862	7 610 295
9026202000	Presure gauges for motor vehicles, not electrically operated	20 033	86 454	200 498	2 128 483
9026203000	Other measuring/checking pressureinstruments, electrically opera	47 840	287 301	1 139 199	13 924 357
9026204000	Other measuring/checking pressureinstruments,not electrically op	24 799	425 411	924 443	7 761 875
9026801000	Oth instruments/ app for measuring/checkthe flow/level/press,ele	15 514	554 899	1 153 612	25 199 250
9026802000	Oth instruments/ app for measuring/check,flow/level/press,not ele	7 065	143 875	323 189	3 371 995
9026901000	Part& acc for electric operate instrument&app,measure/check the	38 863	474 879	1 863 968	23 317 874
9026902000	Part& acc for non electric operate instru&app,measure/check the f	14 276	92 119	567 921	4 501 076
9027101000	Gas/ smoke analysis apparatus, electrically operated	2 126	93 089	73 950	4 497 179
9027102000	Gas/ smoke analysis apparatus, not electrically operated	17 924	92 037	1 177 085	9 010 831
9027201000	Chromatographs&elektrophoresisinstruments, electrically operate	371	36 109	112 167	6 811 746
9027202000	Chromatographs&elektrophoresisinstruments,not electrically ope	0	100	0	52 778
9027301000	Spectro/spectrophotometers&spectrograph use optic radiat,elect	7 782	62 232	786 456	7 913 052
9027302000	Spectro/spectrophotometers&spectrograph use optic radiat,not e	6 385	34 143	1 004 907	4 374 422
9027501000	Oth instrum& app using optic radiations(uv, visible, ir),electrically c	10 363	82 476	637 313	11 297 465
9027502000	Oth instrum& app using optic radiations(uv, visible, ir),not electric	109	12 373	36 798	1 168 470
9027801000	Oth instruments&app,exposure meters	4 163	112 917	785 123	6 667 866
9027803000	Oth instruments&app oth thanexposure meters,electrically operat	5 336	69 867	1 177 765	11 883 771
9027804000	Oth instruments&app oth thanexposure meters,not electric opera	1 191	7 606	235 183	899 570
9027901000	Parts&acc incl pca of head 9027,oth thanfor gas/ smoke analysis ap	776	2 229	70 897	316 943
9027909100	Microtomes, electrically operated	2 068	47 386	143 179	1 453 440
9027909900	Microtomes,not electrically operated	3 237	44 233	471 513	3 307 402
9028101000	Gas meters of a kind mounted ingas containers	20 728	84 882	255 885	1 603 999
9028109000	Other gas meters	1 376	27 215	101 003	1 153 907
9028202000	Liquid meters, water meters	13 023	135 155	129 513	1 153 320
9028209000	Other liquid meters	146	9 413	12 864	344 386
9028301000	Electricity meters,kilowatt hour meters(kwh)	25 906	218 140	975 123	8 003 733
9028309000	Other Electricity meters	4 619	1 526 969	155 521	29 742 143
9028901000	Part& accessories,water meter housingsor bodies	49 675	781 299	459 211	7 262 627
9028909000	Part& accessories,oth water meterhousings or bodies	191 928	1 226 530	1 919 985	14 134 740

I.3. IMPOR M ENURUT KOM ODITI / IM PORT BY HS COM M ODITY
***** AGUSTUS/ AUGUST 2013 *****

H S	Uraian Komoditi Commodity Description	Berat Bersih / Net Weight (Kg)		Nilai / Value C.I.F (US\$)	
		Bulan ini Current Month	Kumulatif Cum.Jan. to date	Bulan ini Current Month	Kumulatif Cum.Jan. to date
9029102000	Taximeters	100	2 624	4 762	36 417
9029109000	Mileometers, pedometers and the like	19 911	171 606	526 217	7 080 763
9029201000	Speedometer for motor vehicles	50 805	531 629	1 059 190	12 418 885
9029202000	Tachometers for motor vehicles	30 222	349 452	597 244	5 680 141
9029209000	Oth speed indicators&tachometers; stroboscopes	80 999	1 093 210	2 273 167	25 854 831
9029901000	Parts&acc of revolution counter&the likeor of stroboscopes of sub	13 650	209 528	532 016	8 205 859
9029902000	Parts and accessories of othergoods of speed indicators & tachom	129 329	1 135 285	5 270 636	36 091 099
9030100000	Instruments & apparatus for measuring/ detecting ionising radiatic	817	35 235	364 556	6 526 065
9030200000	Oscilloscope and oscillographs	1 354	44 726	59 148	1 022 074
9030310000	Multimeters without a recording device	5 872	73 684	165 343	1 225 522
9030320000	Multimeters with a recording device	5 028	64 165	79 266	560 382
9030331000	Instruments and apparatus for measuring/ check voltage without a	9 438	107 839	335 887	3 873 696
9030332000	Impedance-measuring instruments&apparatus designed to provid	328	30 566	15 313	609 445
9030333000	Ammeters and voltmeters for motorvehicles without a record devi	17 135	63 948	32 349	200 141
9030339000	Oth instruments&apparatus for measuring/ check voltage without	11 579	169 744	206 222	3 171 920
9030390000	Oth Instruments&apparatus for measuring/check voltage with a re	4 712	99 070	322 817	3 455 814
9030400000	Other instruments and apparatus,designed for telecommunication	2 497	85 473	260 079	9 850 135
9030821000	Wafer probers for measuring/ checksemiconductor wafers	16	2 214	7 914	51 625
9030829000	Oth instrum&app for measuring/check semiconductor wafer/devic	691	31 150	2 926	1 553 311
9030841000	Instruments & app with a recording formeasure/check elect quant	325	9 102	22 681	861 340
9030849000	Oth instru&app with a record for measure,check electrical quantiti	28 802	54 987	269 707	10 797 551
9030891000	Instru&app,w/o recording device for goods other than subheading	212	5 760	76 628	369 426
9030899000	Oth instruments & apparatus,withoutrecording device	5 917	110 136	835 385	4 573 016
9030901000	Parts&accessories incl pca of goodsgoods of subhead 903040 & 90	4 368	48 072	151 192	1 640 211
9030903000	Parts&acc of optic instrum&appliance formeasuring/ check pcb/pw	5 511	12 369	40 486	1 672 831
9030904000	Parts&acc of instrum&app for measure/ check elect quantities on p	1 376	5 072	114 041	608 955
9030909000	Other parts&accessories ofgoods of head 9030	3 228	116 383	661 805	9 914 488
9031101000	Machines for balancing mechanical parts,electrically operated	33 220	330 734	669 489	8 724 483
9031102000	Machines for balancing mechanical parts,not electrically operated	11 377	29 024	103 629	1 010 593
9031201000	Test benches, electrically operated	26 436	184 613	938 678	8 561 405
9031202000	Test benches,not electrically operated	2 613	47 133	62 953	670 956
9031410000	Oth optic instrum&appl for inspect semiconduct wafer/device/phc	27	4 983	25 714	979 112
9031491000	Optic instrum&appl for measur surfaceparticulate contamination,s	72	2 765	18 043	287 805
9031492000	Optical error verification&repair appfor pca/pwb and pca	0	203	0	93 670
9031493000	Optical instrum&appl for measuring/ checking pcb/pwb&pca	147	2 911	17 531	399 709
9031499000	Other optical instruments andappliances for other purposes	8 193	141 924	742 959	8 837 366
9031801000	Cable tester	4 903	45 240	326 907	2 734 814
9031809000	Oth instruments,appliances and machines,other cable tester	278 367	2 126 631	8 667 918	89 327 573
9031901100	Parts&acc incl pca of optical instrum&appl,inspect semicon wafer,	7 200	39 377	308 067	1 210 054
9031901200	Parts&acc of optic error verifich&repairapparatus for pcb/pwb&pca	15	282	1 323	23 464
9031901300	Parts&acc of oth optic instruments&appl,measuring/chek pcb/pwt	3 408	56 117	129 089	1 636 690
9031901900	Oth parts&acc oth than inspect wafer/repair/measure pcb,pwb,pw	12 474	177 986	471 866	9 977 758
9031902000	Oth part&acc for measure/chek instrumentappliance&mach,not e	6 975	87 164	89 449	2 245 571
9032101000	Thermostats, electrically operated	187 460	1 792 213	2 652 794	23 027 235
9032102000	Thermostats, not electrically operated	5 665	50 537	94 514	1 111 036
9032201000	Manostats, electrically operated	657	21 865	49 439	595 264
9032202000	Manostats, not electrically operated	11 342	39 204	70 635	322 894
9032810000	Hydraulic or pneumatic	7 746	853 152	293 810	26 697 909
9032891000	Instru&app,automatic data process machfor controll,cargo handlir	103 211	864 940	2 108 233	24 893 800
9032892000	Automatic instrum&app for controllchem/ elec-chem solutions in p	279	91 815	1 664	3 733 425
9032893100	Automatic regulating voltage units(stabilizers),electrically operat	218 791	1 237 246	1 548 317	3 877 537
9032893900	Instrument&apparatus oth than(stabilizers),electrically operated	60 884	816 584	1 903 040	21 271 011
9032899000	Oth automatic regulating/controllinstrum&app not electrically ope	175 521	2 304 497	7 073 497	78 713 967
9032901000	Parts&accessories of automatic dataprocess mach,cargo handl syt	468	37 630	8 171	1 410 355
9032902000	Part&acc automatic instr&app, controllchem/ elec-chem solutions	0	321	0	8 033
9032903000	Part&acc automatic, regulating/controllinstruments&apparatus,el	8 873	61 734	185 143	1 608 495
9032909000	Part&acc automatic, regulating/controllinstruments&apparatus,nc	65 517	573 970	10 618 912	27 477 720
9033001000	Parts&acc for mach,appl,instrum ofchap 90 for electric operated e	38 295	442 163	1 094 245	8 995 753
9033002000	Parts&acc for mach,appl,instrum ofchap 90 for not electric operat	17 123	135 871	505 870	3 408 826
9101110000	Wrist-watch of metal,w/ not stopwatchw/ mech display only,elect	101	1 254	9 248	105 893
9101190000	Wrist-watch of metal,w/ not stopwatchoth w/ mech display only,e	214	2 300	3 512	250 207
9101210000	Oth wrist-watch,whether/ not stopwatchw/ automatic winding of r	0	84	0	40 142
9101290000	Oth wrist-watch,whether/ not stopwatchoth than automatic windi	779	42 350	11 413	665 803
9101990000	Pocket&oth watch inc stopwatch of metal/of w/ precious metal,n	62	25 782	799	1 034 670
9102110000	Wrist-watch,whether/ not stopwatchw/ mech display only,elect op	8 820	135 335	570 449	7 254 952
9102120000	Wrist-watch,whether/ not stopwatchw/ opto-elect display only,ele	85	3 143	12 184	3 293 286
9102190000	Wrist-watch,whether/ not stopwatchoth than mech&opto,elect op	101 939	749 635	663 738	3 956 722
9102210000	Oth wrist-watch,whether/ not stopwatchw/ automatic winding	86	436	40 655	95 716
9102290000	Oth wrist-watch,whether/ not stopwatchoth than automatic windi	36 606	410 131	717 825	4 708 633
9102911000	Stop-watches, electrically operated	365	11 685	4 656	43 016
9102919000	Pocket-watch&oth watch, electricallyoperated	5 089	64 029	23 017	646 772

I.3. IM POR MENURUT KOM ODITI / IM PORT BY HS COM M ODITY
***** AGUSTUS/ AUGUST 2013 *****

HS	Uraian Komoditi Commodity Description	Berat Bersih / Net Weight (Kg)		Nilai / Value C.I.F (US\$)	
		Bulan ini Current Month	Kumulatif Cum.Jan. to date	Bulan ini Current Month	Kumulatif Cum.Jan. to date
9102990000	Pocket-watch&oth watch inc stopwatchnot electrically operated	31 940	191 387	262 446	1 445 905
9103100000	Clocks with watch movements,excl clocks ofh9104 elect operated	0	1 231	0	5 300
9103900000	Clocks with watch movements,excl clocks ofh9104 not elect opera	13 778	58 434	52 067	411 838
9104001000	Instrument panel clocks & clocks ofa similar type, for vehicles	2 239	20 541	141 050	1 151 106
9104002000	Instrument panel clocks & clocks ofa similar type, for aircraft	0	5	0	2 982
9104003000	Instrument panel clocks & clocks ofa similar type, for vessels	0	1 159	0	37 176
9104009000	Instrument panel clocks & clocks ofa similar type, for spacecraft	8	153	372	1 619
9105110000	Alarm clocks, electrically operated	5 172	47 244	12 523	112 832
9105190000	Alarm clocks,not electrically operated	49 864	676 397	72 418	1 342 435
9105210000	Wall clocks, electrically operated	4 668	155 992	37 194	588 834
9105290000	Wall clocks, not electrically operated	2 260	207 811	14 935	399 647
9105911000	Marine chronometers,electrically operated	0	5	0	292
9105919000	Oth clocks, oth than Marine chronometerselectrically operated	387	15 996	943	56 430
9105991000	Marine chronometers,not electrically operated	0	99	0	316
9105999000	Oth clocks, oth than Marine chronometersnot electrically operate	123	28 677	517	122 511
9106100000	Time-registers,time-recorders	6 948	38 184	40 629	429 432
9106901000	Parking meters	909	32 162	9 166	138 846
9106909000	Oth time of day recording&measuring appoth than parking meter	7 182	130 813	169 928	1 569 258
9107000000	Time switches with clock/ watchmovement/with synchronous mot	14 788	236 733	250 391	2 843 882
9108110000	Watch move comp&assem w/mechanical display only, electrically	0	4 236	0	5 629
9108200000	Watch move comp&assem withautomatic winding	0	222	0	3 665
9108900000	Oth watch movements complete andassembled	0	636	0	12 183
9109100000	Clock movements,complete andassembled, electrically operated	0	26 593	0	74 675
9109900000	Clock movements,complete andassembled,not electrically operate	0	23 515	0	132 867
9110110000	Complete movements,unassem/partly assem(movement sets) of \	12 103	68 803	26 034	397 049
9110120000	Incomplete movements, assembled of watches	0	728	0	1 439
9110190000	Rough movements of watches	0	1 078	0	1 970
9110900000	Oth complete watch or clock movements	0	19 174	0	30 750
9111200000	Watch cases of base metal, whether or not gold/silver-plated	26	924	191	3 404
9111800000	Other watch cases	1	6 891	9	22 331
9111900000	Parts of watch cases	9	24 158	9	109 420
9112200000	Clock cases and cases of a similartype for other goods of this chap	1	22 882	29	60 499
9112900000	Part of clock cases&cases of a similartype for other goods of this cl	0	4 236	0	11 542
9113100000	Watch straps,bands&bracelets of preciousmetal/of metal clad w/	6 516	13 042	7 815	15 418
9113200000	Watch straps,bands&bracelets of basemetal,whether or not gold/s	62	2 331	439	45 337
9113900000	Oth watch straps,bands&braceletsand parts thereof	4 269	59 622	35 102	327 803
9114100000	Springs, including hair-springsof clock or watch parts	33	637	864	9 403
9114300000	Dials of clock or watch parts	13	11 177	912	41 056
9114400000	Plates and bridges of clock/watch parts	123	2 176	7 941	79 890
9114900000	Oth clock or watch part oth than spring,hair springs,dials,plate&br	12 628	233 294	41 430	3 190 868
9201100000	Upright pianos	10 014	137 918	17 640	288 187
9201200000	Grand pianos	2 043	42 365	31 542	538 424
9201900000	Oth pianos,incl automatic pianosharp&ichord&oth keybrd string in:	0	88 773	0	390 797
9202100000	String musical instrument(violins,harps), played with a bow	0	24 241	0	365 723
9202900000	Oth string musical instruments(guitars)not played with a bow	3 554	183 328	106 320	2 125 842
9205100000	Brass-wind instruments	7 888	54 997	83 165	1 681 604
9205901000	Keyboard pipe organ,harmonium&similarkeyboard instruments w/	20 275	152 648	54 677	358 109
9205909000	Other wind musical instruments	57 150	633 000	131 483	1 369 799
9206000000	Percussion musical instruments(exp, drm,xylophones,cymbals,cast	109 645	624 585	305 660	2 269 964
9207100000	Keyboard instruments,oth than accordions	14 509	79 035	282 336	1 382 359
9207900000	Oth musical instruments,the sound isproduced must be amplified,	12 596	125 800	51 371	883 998
9208100000	Musical boxes	5 228	67 876	113 737	861 745
9208901000	Decoy calls,whistles,call horns &othmouth blown sound signalling	570	11 477	592	18 427
9208909000	Fairground,mech street organ,sing bird,musical saw,oth musical in	1 765	18 455	18 267	46 874
9209300000	Musical instrument strings	11 929	87 112	159 924	1 661 335
9209911000	Part&accessories, strung backs,keyboards& metal frames for uprig	42 679	538 056	105 379	1 383 247
9209919000	Other parts and accessories for pianos	835 189	5 214 388	6 068 072	40 725 284
9209920000	Parts & accessories for the musicalinstrument of string musical ins	133 893	853 838	1 729 033	11 379 257
9209940000	Parts&acc,the music instrument of soundof which is prod/must be	183 392	1 425 230	3 247 970	26 063 956
9209990000	Parts & accessories for oth musicalinstruments	49 236	700 646	1 536 158	20 860 488
9301100000	Artillery weapons(guns,howitzer&mortars)	80	5 737	103 555	2 372 033
9301200000	Rocket launchers,flame-throwers;grenadelaunchers;torpedo tubes&	0	2 776	0	2 896 382
9301900000	Oth military weapons,oth than revolvers,pistols & the arms of hea	35 141	60 268	13 765 098	25 563 447
9302000000	Revolvers and pistols, other than thoseof heading 9303/9304	0	782	0	348 882
9303100000	Muzzle-loading firearms	0	907	0	795 003
9303300000	Oth sport/hunting/target-shoot shotguns,excluding combination s	136	1 844	826	2 020
9303900000	Oth firearm&similar device which operateby the firing of an explo:	114	131	8 980	9 656
9304009000	Oth arms(spring,air/ gas guns&pistols)excluding those of heading 9	0	2 658	0	138 469
9305200000	Parts and accessories of shotguns orrifles of heading 9303	0	673	0	49 990
9305911000	Parts&accessories of military weapons of heading 9301 of leather/	44	55	2 737	3 485
9305919000	Parts&acc of military weapons of head 9301,of oth than leath/ tex	0	225	0	52 072

I.3. IMPOR M ENURUT KOM ODITI / IM PORT BY HS COM M ODITY
***** AGUSTUS/ AUGUST 2013 *****

HS	Uraian Komoditi Commodity Description	Berat Bersih / Net Weight (Kg)		Nilai / Value C.I.F (US\$)	
		Bulan ini Current Month	Kumulatif Cum.Jan. to date	Bulan ini Current Month	Kumulatif Cum.Jan. to date
9305991100	Part&acc of goods of oth arm of head 93040090 of leather/ textile	58	194	82	4 420
9305999900	Parts and accessories of revolver&pistolof heading 9302 of oth lea	0	18 443	0	682 279
9306210000	Cartridges	2	3 253	2	1 382 151
9306290000	Parts of cartridges, gun pellets	0	20 854	0	1 001 705
9306301900	Oth cartridges oth than 22 calibrecartridges of heading 9302	1 135	73 926	3 320	119 323
9306302000	Cartridges for riveting/ similar tool/ forcaptive-bolt humane killer& j	0	1 434	0	45 650
9306309900	Oth cartridges oth than 22 calibrecartridges of oth heading 9302	0	321	0	82 536
9306900000	Bombs,grenades,torpedoes,mines,missiles,similar munitions of w&	56 484	296 020	1 470 500	52 611 585
9307000000	Swords,cutlasses,bayonets,lances& similararms&parts thereof & sc	2 226	2 226	396 000	396 000
9401100000	Seats of a kind used for aircraft	0	8 119	0	274 814
9401201000	Seats of a kind used for motor vehiclesof heading 8702/8703/8704	3 663	120 340	71 794	1 058 479
9401209000	Seats of a kind used for motor vehiclesoth than of heading 8702/8	25 093	121 028	120 481	924 070
9401300000	Swivel seats with variable heightadjustment	188 105	3 600 670	625 591	11 084 435
9401400000	Seats oth than garden seats/ campingequipment,convertible into	8 069	62 910	32 577	191 728
9401510010	Seat of rattan	0	368	0	2 571
9401510020	Seat of bamboo	0	785	0	48
9401590000	Seat of cane,osier or similar material	2 444	19 011	11 883	82 081
9401610000	Oth seats,with wooden frames,upholstered	127 312	2 589 236	638 029	10 182 575
9401690010	Oth seats,with wooden frames,combinedwith rattan	0	631	0	3 852
9401690090	Oth seats,with wooden frames,combinedwith other than rattan	58 843	386 636	338 660	1 461 714
9401710000	Other seats, with metal frames, upholste	172 380	3 967 048	465 506	12 135 578
9401790010	Other seats, with metal frames,combinedwith rattan	0	30 042	0	97 901
9401790090	Other seats, with metal frames,combinedwith other than rattan	432 217	5 119 231	1 031 045	11 054 979
9401800000	Oth seats(oth than those of head 9402)	161 627	2 246 948	364 395	5 904 981
9401901000	Parts of aircraft seats (head 94011000)	60 204	209 329	51 608	470 982
9401903100	headrest stiffeners for seats ofsubheading 94012010,	23 972	175 941	315 120	2 236 768
9401903900	Parts of other seats	785 081	7 556 099	6 459 184	64 843 610
9401904000	Parts of seats of subheading 94013000	62 551	436 175	298 158	2 593 843
9401909200	Parts of seats of plastics	480 298	3 484 939	447 200	3 387 817
9401909900	Parts of seats of other than plastics	434 233	5 560 529	1 543 404	17 795 075
9402101000	Medis furniture,dentists chair & partsthereof	56 153	323 806	707 631	3 791 178
9402103000	Medis furniture,barbers chairs&similarchairs thereof & thereof	863	151 424	17 564	697 858
9402109000	Other dentists,barbers or similar chairsof medis furniture	5 156	60 593	58 992	1 036 651
9402901000	Furniture designed for medical,surgical/ veterinary purposes&parts	78 627	615 205	442 216	6 947 124
9402909000	Oth furniture designed for medical,surgical/ veterinary purpose&p	14 421	441 946	174 345	2 887 952
9403100000	Metal furniture of a kind used in office	215 234	2 693 052	424 681	5 727 054
9403201000	Oth metal furniture, fume cupboards	22 639	127 424	61 668	314 481
9403209000	Oth metal furniture, other thanfume cupboards	1 207 238	19 158 694	2 163 650	32 264 185
9403300000	Wooden furniture of a kindused in offices	167 874	2 910 040	429 619	6 133 162
9403400000	Wooden furniture of a kind usedin the kitchen	50 468	1 114 035	110 770	1 657 969
9403500000	Wooden furniture of a kind usedin the bedroom	286 284	6 161 341	424 260	9 418 125
9403601000	Oth wooden furniture,fume cupboard	0	83 432	0	118 426
9403609000	Oth wooden furniture,oth thanfume cupboard	584 571	10 261 947	1 120 169	17 651 799
9403701000	Furniture of plastics for baby walker	2 308	181 181	4 040	1 065 346
9403702000	Furniture of plastics for fume cupboard	0	2 504	0	5 016
9403709000	Furniture of plastics oth than forbaby walker,fume cupboard	101 991	1 335 100	409 958	3 628 132
9403810010	Bedroom, dining room or living room setsof rattan	0	5 534	0	10 957
9403810020	Bedroom, dining room or living room setsof bamboo	32 113	111 354	61 845	143 172
9403810030	Furniture,of kind used in parksgardens/ vestibules of rattan/bambc	7 738	10 729	4 014	8 907
9403810090	Other furniture of bamboo or rattan	148	1 688	181	20 650
9403891000	Other furniture of other materials,fume cupboards	0	6 921	0	10 107
9403899010	Bedroom, dining room/ livingroom sets of other materials	29 816	933 604	22 683	981 427
9403899020	Oth furniture of a kind used in parks,garden/ vestibules of oth mat	1 464	12 770	1 173	29 243
9403899090	Other furniture of cane, osier, bambooor similar materials	21 580	298 203	39 507	588 773
9403901000	Part of baby walkers of furnitureof platic (sub heading 94037010)	90	4 868	518	82 926
9403909000	Parts of other furniture	169 866	3 220 518	570 762	9 211 727
9404100000	Mattress supports	38 765	202 255	104 608	826 952
9404210000	Mattresses of cellular rubber orplastics, whether or not covered	29 913	322 654	107 638	1 082 175
9404291000	Mattress springs of other materials	21 282	568 273	109 544	2 392 170
9404292000	Mattress of hyperthermia orhyphothermia type of oth materials	0	1 900	0	4 442
9404299000	Mattress of other materials	145 544	1 328 191	195 540	1 294 694
9404300000	Sleeping bags	203	36 834	3 082	346 833
9404901000	Quilts,bedspreads & mattress protectors	15 601	40 096	42 254	128 433
9404909000	Other articles of bedding&similar furnishing	54 788	1 200 147	305 944	3 839 769
9405102000	Lamps for operating rooms	124	2 883	6 806	33 904
9405103000	Spotlight	112 158	771 854	396 667	3 113 274
9405104000	Fluorescent lamps and lighting fittings	153 951	1 667 439	984 218	9 845 801
9405109000	Oth chandeliers&oth elec ceiling/ wallighting fitting	28 827	940 242	386 734	8 995 866
9405201000	Lamps for operating rooms	2 540	39 060	176 116	1 435 129
9405209000	lamps of electric table,desk, bedside/ floor-standing lamps	168 028	1 987 943	596 702	6 313 453
9405300000	Lighting sets of a kind used forchristmas trees	18 314	137 444	45 646	249 335

I.3. IM POR MENURUT KOMODITI / IM PORT BY HS COM M ODITY
***** AGUSTUS/ AUGUST 2013 *****

HS	Uraian Komoditi Commodity Description	Berat Bersih / Net Weight (Kg)		Nilai / Value C.I.F (US\$)	
		Bulan ini Current Month	Kumulatif Cum.Jan. to date	Bulan ini Current Month	Kumulatif Cum.Jan. to date
9405402000	Searchlights	5 440	151 683	31 174	764 931
9405404000	Oth. electr lamps of spotlights	38 728	485 914	391 072	3 004 658
9405405000	Oth electr lamps,of a kind used forlighting public openspace/thoro	294 880	3 565 435	1 149 711	20 365 873
9405406000	Other exterior lighting	16 289	298 749	102 992	2 413 310
9405407000	Non-flashing aerodrome beacons;lamps forrailwayloc.aircraft.ship	28 085	74 065	275 094	990 801
9405408000	Pilot lamp with fitting for electro-thermic domestic applic of headi	292	14 820	3 979	101 760
9405409100	Fibre optic headband lamps of kinddesigned for medical use	0	649	0	7 510
9405409900	Other lighting fittings	135 645	1 384 368	1 372 715	10 363 361
9405501100	Non elect. Lamps of oil-burning, of brasfor religious rites	507	15 852	344	12 424
9405501900	Other non elect. Lamps of oil-burning	72 569	673 105	108 110	1 405 896
9405504000	Hurricane lamps	11 386	400 987	17 818	661 554
9405509010	Non elect lighting fittings of plastics,stone, ceramics, glass	0	12 042	0	33 990
9405509090	Other non elect lighting fittings	10 728	74 556	26 151	405 033
9405601000	Warning signs, street name signs, road &traffic signs	577	30 163	6 220	407 927
9405609000	Others illuminated signs	37 010	360 830	531 461	3 212 865
9405911000	Parts of glass for lamps for operatingroom	1	8	20	2 168
9405912000	Parts of glass for spotlights	0	3 421	0	106 407
9405914000	Parts of globes and chimneys	970	2 410	1 308	3 225
9405915000	Parts of glass for searchlights	0	562	0	3 952
9405919000	Other parts of glass	76 815	968 096	144 549	1 281 835
9405921000	Parts of plastics for lamps fo operatingrooms	0	72	0	5 037
9405922000	Parts of plastics for spotlights	0	2 774	0	7 182
9405929000	Other parts of plastics	34 068	931 639	257 205	2 925 528
9405991000	Parts Lampshades of textile material	159	2 768	1 850	80 316
9405992000	Parts Lampshades of other material	17 040	123 374	75 227	665 066
9405993000	Parts of lamp of subheading 9405.50.11or 9405.50.19	0	6 525	0	165 610
9405994000	Parts for searchligts or spotlights	370	8 668	6 358	54 263
9405999000	Other parts	135 519	1 309 865	420 491	6 078 884
9406001100	Greenhouses fitted with mechanical/ thermal equipment of plastic	0	2 931	0	470
9406001900	Greenhouses fitted with mechanical/thermal equipment oth plasti	0	281 761	0	592 902
9406009200	Other prefabricated buildings of wood	245 450	1 021 841	160 805	1 179 727
9406009400	Other prefabricated buildings of iron/steel	3 529 648	15 980 652	7 445 680	30 476 499
9406009500	Oth prefabricated buildings of plastics/ of aluminium	5 992	289 026	23 534	1 506 587
9406009600	Oth prefabricated buildings of concrete/ of artificial stone	976	2 346	3 497	9 179
9406009900	Oth prefabricated buildings oth of wood,iron, plastics, aluminium,	634 462	11 661 293	1 374 579	24 670 314
9503001000	Tricycles, scooters, pedal cars andsimilar wheeled toys; dolls carrie	233 012	3 280 577	704 526	9 513 533
9503002100	Dolls, whether/ not dressed	43 082	686 881	105 089	2 806 990
9503002200	Garments and garments accessories;footwear and headgear of dol	4 594	31 554	149 508	1 586 552
9503002900	Other parts and accessories for dolls	5 805	109 824	98 463	1 250 668
9503003000	Electric trains toys, includ tracks,signals and other accessories ther	31 990	351 575	124 112	1 438 770
9503004010	Reduces size model aircraft assemblykits, working or not	50	18 143	70 347	335 849
9503004090	Oth reduced size ("scale") models andsimilar recreational models	49 894	1 347 337	271 278	9 318 659
9503005000	Other construction sets & constructionaltoys, of materials other th	1 074	27 921	3 394	106 384
9503006000	Stuffed toys representing animals ornon-human creatures	13 620	113 472	41 013	1 639 590
9503007000	Puzzles of all kinds	12 654	213 331	54 154	1 752 911
9503009100	Numerical/ alphabetical/ animal blocks orcut-out; word builders/ m:	33 243	406 548	127 383	1 272 172
9503009200	Skipping ropes	1 071	14 684	3 301	52 650
9503009300	Marbles	189 168	4 365 887	57 580	1 227 548
9503009900	Other toys or parts	1 014 080	13 151 073	4 315 848	48 274 818
9504202000	Tables for billiards of all kinds	0	15 361	0	25 336
9504203000	Billiard chawks	0	3 130	0	4 925
9504209000	Oth articles & accessories for billiardsof all kinds	1 032	238 795	3 556	311 771
9504301000	Pintables or slot machines, operated bycoins and by oth means of	6 506	8 983	1 349 038	1 375 092
9504302000	Parts of oth games of wood, paper orplastics	0	14 818	0	545 549
9504309000	Other games, operated by coins and byoth means of payment	45 073	724 019	296 230	3 884 724
9504400000	Playing cards	401 480	2 725 988	262 396	1 727 415
9504500000	Video games consoles and machines,oth than those sub heading 9	54 732	479 565	248 289	1 771 618
9504901000	Bowling requisites of all kind	772	3 972	5 694	40 397
9504902000	Darts and parts and accesories therefor	4 234	42 288	8 717	114 069
9504903100	Tables designed fo use with casino game	0	62	0	40
9504903900	Other gambling equipment & paraphernaliaequipment	0	4 953	0	3 838
9504909200	Tables designed for game of wood/plasticnot gambling equipment	224	8 305	200	7 228
9504909300	Tables designed for games not of wood/ plastics, not gambling equ	1 209	5 233	13 234	30 438
9504909400	Other table designed for games of wood/ plastics	16 137	31 235	12 546	25 835
9504909900	other table designed for games not wood/ plastics	87 984	516 420	219 272	1 906 888
9505100000	Articles for christmas festivities	93 972	219 654	318 477	746 910
9505900000	Festive,carnival/ oth entertn.articlesincl conjuring tricks & novelty j	139 746	606 933	1 150 662	2 369 376
9506190000	Other snow-ski equipment	7 327	63 975	56 032	492 767
9506210000	Sailboards	0	2 615	0	23 113
9506290000	Oth water-skis, surf-boards, sailboards& oth water-sport equipmei	3 859	86 239	35 776	552 121
9506310000	Golf clubs, complete	11 093	86 435	739 793	4 242 047

I.3. IMPOR M ENURUT KOM ODITI / IM PORT BY HS COM M ODITY
***** AGUSTUS/ AUGUST 2013 *****

HS	Uraian Komoditi Commodity Description	Berat Bersih / Net Weight (Kg)		Nilai / Value C.I.F (US\$)	
		Bulan ini Current Month	Kumulatif Cum.Jan. to date	Bulan ini Current Month	Kumulatif Cum.Jan. to date
9506320000	Balls for golf	9 574	70 000	112 941	719 019
9506390000	Other golf equipment	2 924	24 603	6 337	160 602
9506401000	Tables tennis	93 744	690 881	145 096	768 190
9506409000	Oth articles & equip for table-tennis	34 284	278 865	52 659	577 544
9506510000	Lawn-tennis rackets, whether/not strung	7 855	37 221	254 661	854 093
9506590000	Badminton or similar rackets, whether/not strung	81 572	482 175	181 132	1 680 573
9506610000	Lawn-tennis balls	3 660	26 450	3 807	44 510
9506620000	Inflatable balls	19 240	267 441	197 585	2 915 224
9506690000	Other balls	7 991	149 014	107 010	487 643
9506700000	Ice skates & roller skates, incl skatingboots with skates attached	12 835	147 618	38 293	450 475
9506910000	Artic and equip for general physicsexercise, gymnastics or athletic	368 148	5 710 522	1 780 011	21 804 687
9506990010	Bows and arrows for archery; crossbows	0	21	0	1 019
9506990020	Nets, cricket pads and shin guards	5 558	62 566	32 769	360 474
9506990030	Shuttlecocks	1 107	9 474	3 294	81 161
9506990090	Other articles and equipment for generalphysical exercise	45 775	512 714	150 725	2 000 117
9507100000	Fishing rods	105 538	844 667	355 614	3 719 640
9507200000	Fish-hooks, whether/not snelled	41 066	433 216	217 848	3 322 467
9507300000	Fishing reels	17 179	371 728	169 022	1 246 679
9507900000	Oth fishing rods, hooks/ reels, oth heading92.08/97.05	22 368	257 577	205 638	2 065 754
9508900000	Roundabouts, swings, shooting galleries& oth fairground amusemer	19 873	797 311	71 553	6 446 123
9601901010	Worked mother-of pearl/tortoise- shell & articles of the foregoing	41	109	12 217	43 987
9601901090	Other worked mother-of pearl/tortoise-shell & articles of the forey	0	3 402	0	25 502
9601909900	Other ornamental article	0	5	0	279
9602001000	Gelatin capsules for pharmaceuticalproducts	4 516	49 798	133 284	1 338 783
9602002000	Cigar/cigarette cases, tobacco jars andhousehold ornamental artic	0	545	0	8 486
9602009000	Oth worked veget/ minerl carving material& articles of these mater	360	9 507	3 957	133 573
9603101000	Brushes consisting of twig/oth vegetablematerials bound together	27 262	114 596	70 692	398 878
9603102000	Brooms consisting of twig/oth vegetablematerials bound together	1 179	45 841	1 998	47 419
9603210000	Tooth brushes, incl dental-plate brushes	151 735	1 275 728	1 315 499	10 992 584
9603290000	Shaving brushes, hair brush, nail brush, eyelash & oth brush for use c	27 615	305 108	74 193	1 198 348
9603300000	Artists' brushes, writing brush & similarbrushes for the application c	72 021	770 171	267 525	2 739 367
9603400000	Paint, distemper, varnish/similar brushes oth than 9603.30; Paint p	264 163	2 588 963	414 042	4 018 176
9603500000	Oth brushes constituting part of machine, appliances or vehicles	17 359	363 105	186 735	1 889 358
9603901000	Prepared knots and tufts for broom orbrush making	0	369 639	0	396 992
9603902000	Hand-operated mechanical floor sweepers, not motorised	12 404	262 478	35 464	823 801
9603904000	Other brushes	239 295	2 408 561	485 312	4 378 508
9603909000	Mops and feather dusters; squeegees (oththan roller squeegees)	385 534	4 404 649	1 019 740	10 554 718
9604001000	Hand sieves and hand riddles of metal	923	53 970	4 700	258 783
9604009000	Hand sieves and hand riddles of othermaterial	1 457	11 700	25 154	168 323
9605000000	Travel sets for personal toilet, sewingor shoe or clothes cleaning	4 057	32 883	10 816	282 115
9606101000	Press-fasteners, snap-fasteners andpress-studs and part therefor c	17 855	167 842	327 406	2 490 713
9606109000	Press-fasteners, snap-fasteners andpress-studs and part therefor c	30 008	504 163	563 498	7 182 795
9606210000	Buttons of plastics, not covered withtextile material	203 807	1 824 994	2 307 550	27 665 791
9606220000	Buttons of base metal, not covered withtextile material	64 210	1 040 952	918 550	13 011 172
9606290000	Other buttons	93 160	1 488 069	999 027	14 732 808
9606301000	Button moulds & other parts of buttons; button blanks, of plastics	1 651	23 669	80 421	591 135
9606309000	Button moulds & other parts of buttons; button blanks, of other m.	8 581	63 863	95 021	786 142
9607110000	Slide fasteners fitted with chain scoopsof base metal	152 864	1 487 003	1 684 820	16 896 474
9607190000	Other slide fasteners	289 705	2 651 136	3 651 401	33 662 856
9607200000	Parts of slide fasteners	245 967	2 673 370	1 468 582	16 391 381
9608101000	Ball point pens of plastics	38 558	491 000	109 222	1 686 607
9608109000	Ball point pens of other materialOth. ball point pens of plastics	42 509	1 163 411	154 035	2 979 264
9608200000	Felt tipped & other porous-tipped pens and markers	54 170	330 226	208 141	1 477 232
9608301000	Indian ink drawing pens	0	3 238	0	15 819
9608309000	Oth fountain pens, stylograph pens andother pens	134 347	581 220	194 092	1 015 369
9608400000	Propelling or sliding pencils	13 069	113 823	20 063	607 912
9608500000	Sets of articles from two or more ofthe foregoing subheadings	5 214	117 579	5 912	288 246
9608601000	Refills for ball point pens, comprisingthe ball point & ink-reservoir c	639	8 548	12 841	73 067
9608609000	Refills for ball point pens, comprisingthe ball point & ink-reservoir c	45 529	251 812	119 024	1 361 527
9608919000	Pen nibs and nib points of oth material	6 355	111 754	266 978	2 168 172
9608991000	Duplicating stylos	889	20 784	432	35 599
9608999100	Parts of ball point pens of plastics	25 329	337 487	119 759	1 044 144
9608999900	Penholders, pencil-holders& similar holder; parts of ball point of oth	31 612	486 696	364 489	3 753 033
9609101000	Black pencils, with lead encased in a rigid sheath	61 281	661 382	87 975	1 286 347
9609109000	Crayons & oth pencils with lead encased in a rigid sheath	111 966	1 101 522	217 853	2 515 268
9609200000	Pencil leads, black or coloured	73 271	1 235 987	856 045	4 477 010
9609901000	Slate pencils for school slates	384	79 984	2 363	282 585
9609903000	Pencils & crayons other than those ofsubheading 9609.10	106 594	670 334	156 209	1 066 124
9609909100	Writing or drawing chalks	1 029	80 334	15 359	117 026
9609909900	Pastels, drawing charcoals, tailors' cha and other pencils	46 305	800 049	58 749	1 783 705
9610001000	School slates, with writing or drawingsurfaces	4 552	33 290	16 433	82 504

I.3. IM POR MENURUT KOMODITI / IM PORT BY HS COM M ODITY
***** AGUSTUS/ AUGUST 2013 *****

HS	Uraian Komoditi Commodity Description	Berat Bersih / Net Weight (Kg)		Nilai / Value C.I.F (US\$)	
		Bulan ini Current Month	Kumulatif Cum.Jan. to date	Bulan ini Current Month	Kumulatif Cum.Jan. to date
9610009000	Boards and oth slates, with writing ordrawing surfaces	17 542	171 186	34 370	526 710
9611000000	Date, seal/ numbering stamps & the like,in the hand operatd;hand	14 842	106 140	120 989	1 004 648
9612101000	Ribbons of textile fabric	20 055	180 894	129 976	1 902 113
9612109000	Ribbons of other materials or similarribbons	54 784	609 473	1 081 498	7 924 828
9612200000	Ink-pads	1 666	25 881	8 692	70 862
9613101000	Pocket lighters, gas fuelled, non-refillable of plastics	626 578	6 579 496	1 993 944	14 100 955
9613109000	Pocket lighters, gas fuelled, non-refillable of other materials	15 500	47 820	9 045	33 145
9613201000	Pocket lighters, gas fuelled, refillableof plastics	53 185	550 559	52 923	622 292
9613801000	Piezo-electric lighters for stoves andranges	9 068	99 106	78 458	481 085
9613802000	Cigarette lighters or table lighter ofplastics	0	1	0	113
9613803000	Cigarette lighters or table lighter ofother materials	0	7	0	129
9613809000	Other lighters	3 986	38 809	97 358	973 093
9613901000	Refilled cartridge or oth receptaclespart of mechncd lighter,cont li	1 524	12 195	45 517	252 353
9613909000	Other parts of lighters	167 428	1 163 846	1 067 392	8 221 538
9614001000	Roughly shaped blocks of wood or rootfor the manufacture of pipe	0	6 409	0	1 855
9614009000	Smoking pipes and cigar or cigaretteholder and parts thereof	2 079	8 173	28 034	95 178
9615112000	Combs, hair-slides and the likeof hard rubbers	9 835	44 877	52 073	159 115
9615113000	Combs, hair-slides and the likeof plastics	51 580	1 000 554	188 470	2 470 159
9615190000	Combs, hair-slides and the likeother than hard rubbers or plastics	154 154	1 843 088	381 764	3 915 596
9615901100	Decorative hair pins of aluminium	710	5 759	5 261	49 844
9615901200	Decorative hair pins of iron or steel	2 702	12 969	30 829	104 366
9615901300	Decorative hair pins of plastics	0	1 855	0	13 094
9615901900	Other decorative hair pinsOth. decorative hair pins	4 444	119 413	9 887	249 434
9615902100	Parts of combs, hair pins and the likeof aluminium	0	16	0	1 664
9615902200	Parts of combs, hair pins and the likeof iron or steel	53	58	720	804
9615902300	Parts of combs, hair pins and the likeof plastics	0	15	0	1 026
9615902900	Other parts of combs, hair pins,and the like	0	22 318	0	35 929
9615909100	Curling grips, hair-curlers and the likeof aluminium	0	67 836	0	119 839
9615909200	Curling grips, hair-curlers and the likeof iron or steel	128	1 924	755	32 599
9615909300	Curling grips, hair-curlers and the likeof plastics	61	42 157	384	70 626
9615909900	Other curling grips, hair-curlersand the like	5 363	63 810	11 788	165 874
9616101000	Scent sprays and similar toilet sprays	195 207	1 189 713	1 728 792	9 714 031
9616102000	Mounts and heads of scent spraysand similar toilet sprays	109 113	1 139 021	656 068	4 984 874
9616200000	Powder-puffs & pads for the applicationof cosmetics or toilet prep	40 422	319 445	641 254	3 975 719
9617001000	Vacuum flasks and other vacuum vessels	139 430	1 343 650	381 340	3 280 930
9617002000	Parts of vacuum flasks or vacuum vessels	11	14 599	13	79 749
9618000000	Tailor' dummies, oth lay figure;automata& animated displ. shop w	12 188	196 999	230 186	2 023 305
9619001100	Disposable sanitary towel,tanpon,napkinwith an absorbent core of	16 592	537 339	46 302	1 465 308
9619001900	Oth disposable sanitary towel, tampons,napkins and napkinsliners	2 882 101	21 667 496	10 165 809	80 389 162
9619009110	Sanitary towel,tampon,napkin, knitted orcrocheted with an absorbt	0	35	0	361
9619009190	Sanitary towel,tampon,napkin, knitted orcrocheted with an absorbt	0	941	0	5 234
9619009910	Oth sanitary towel, tampons, napkins,with an absorbent core of w	456	10 160	956	24 904
9619009990	Oth sanitary towel, tampons, napkins,with an absorbent core of w	27	19 010	1 528	31 343
9701100000	Paintings, drawings and pastels,executedentirely by hand	8 884	68 134	47 564	571 602
9701900000	Colleges & similar decorative plaquesexecuted entirely by hand	501	53 744	2 625	421 163
9702000000	Original engravings, prints & lithograps	1 069	9 331	3 370	38 152
9703001000	Original sculptures & statuary of metalsculptures and statuary, in a	815	18 513	13 696	219 315
9703002000	Original sculptures & statuary of stonesculptures and statuary, in a	4 087	232 703	4 371	92 494
9703003000	Original sculptures & statuary of plasticsculptures and statuary, in a	0	6 522	0	15 111
9703004000	Original sculptures & statuary of woodsculptures and statuary, in a	0	168	0	1 185
9703005000	Original sculptures & statuary of claysculptures and statuary, in an	40 000	60 414	10 400	16 582
9703009000	Original sculptures & statuary of othersculptures and statuary, in a	7 531	146 027	21 364	116 931
9704000000	Postage/ revenue stamps, stamp postmark,first-day covers, stampe	0	2	0	920
9705000020	Collection and collectors pieces ofarchaeological interest	0	66	0	11 000
9705000090	Collection and collectors pieces ofother interest	0	5	0	431
9706000000	Antiques of an age exceeding one hundredyears	80	80	7 062	7 062
9801101000	Sedan of head 8703 with cylinder cap <1500 cc, incompletely knoc	7	1 695	239	123 701
9801102000	Oth vhcl of head 8703 with (4x2) systemincompletely knocked dov	1 200 492	9 080 800	11 628 662	100 662 486
9801103000	Oth vhcl of head 8703 with (4x4) systemincompletely knocked dov	178	178	45 560	45 560
9801201000	Vhcls of head 8704 with gross weight<=5 ton, incompletely knocke	104 096	1 939 799	1 279 220	24 484 035
9801202000	Vhcls of head 8704 with 5 ton < grossweight <= 24 ton, incmpltly k	3 492 618	37 730 789	37 927 921	429 310 537
9801203000	Vhcls of head 8704 with gross weight>24 ton,incmpltly knocked dc	3 637 791	27 707 591	37 409 303	306 192 158
9801302000	Vhcls of head 8702 with 5 tons < grosweight <= 24 ton, incmpltly k	302 763	5 851 878	2 928 059	61 260 860
9802100000	Rotary internal/ spark-ignition combustcomprsn-ignition pist engin	41 355	756 869	867 315	14 534 523
9802200000	Gear boxes, of incomplete knocked down	138 070	1 683 375	2 406 046	25 009 033
9802300000	Drive-axes, of incomplete knocked down	10 745	310 445	166 872	4 096 863
9803000000	Blank for motor vehicles component, madefrom base metal	660 825	7 514 673	2 727 568	28 715 763
TOTAL IM PORT		9 897 645 784	93 721 636 685	13 012 045 835	124 839 682 803

I.4. IM POR M ENURUT NEGARA ASAL / IMPORT BY COUNTRY OF ORIGIN
***** AGUSTUS/ AUGUST 2013 *****

Country Code	Negara Asal Country of origin	Berat bersih / Net weight (Kg)		Nilai / Value C.I.F (U S \$)	
		Bulan ini Current month	Kumulatif Cum. Jan. to date	Bulan ini Current month	Kumulatif Cum. Jan. to date
111	JP Japan	378 007 226	3 588 021 246	1 385 029 313	13 050 791 510
112	HK Hong Kong	23 907 520	244 947 036	152 803 192	1 324 893 170
113	KP Korea, Democratic People's Republic	20 109	10 465 734	29 821	12 963 658
114	KR Korea, Republic Of	552 316 089	4 783 839 784	834 431 960	7 860 645 954
115	TW Taiwan	156 476 105	1 765 270 668	239 591 149	2 995 668 371
116	CN China	938 895 076	9 224 583 536	2 026 412 791	19 627 588 240
117	MN Mongolia	46	20 628 712	10 644	2 937 346
118	MO Macau	160 682	516 025	1 287 972	4 183 824
120	PG Papua New Guinea	1 474 237	32 362 351	1 473 924	69 211 752
121	TH Thailand	441 280 458	4 894 063 501	753 504 663	7 553 668 171
122	SG Singapore	1 561 551 942	13 053 851 371	1 969 453 211	17 037 937 649
123	PH Philippines	19 875 172	148 996 733	72 118 059	539 614 530
124	MY Malaysia	951 160 062	8 825 958 727	1 010 497 611	8 998 032 868
125	MM Myanmar (form. Burma)	5 611 778	62 850 885	6 798 673	59 048 555
126	KH Cambodia	23 347	1 374 959	601 000	10 493 750
127	BN Brunei Darussalam	78 131 254	407 309 178	62 902 136	330 104 789
128	LA Lao People's Democratic Republic	89 122	1 134 892	512 717	5 138 023
129	NP Nepal	203	3 050	275	72 798
131	VN Viet Nam	263 703 806	2 223 979 940	150 709 669	1 730 742 072
132	MV Maldives	0	309	0	5 382
133	IN India	292 403 859	3 545 428 883	295 862 564	2 826 109 676
134	PK Pakistan	6 612 106	107 964 296	6 339 600	121 836 950
135	BD Bangladesh	4 720 980	50 940 835	8 071 542	64 296 808
136	LK Sri Lanka	959 890	48 262 908	2 037 952	35 874 174
137	AF Afghanistan	0	392	0	14 025
138	ID Indonesia	3 755 293	23 087 572	14 261 183	112 199 688
141	IQ Iraq	0	112	0	574
142	IR Iran (islamic Republic Of)	2 866 765	111 354 883	1 782 131	83 664 526
143	SA Saudi Arabia	663 436 369	4 382 853 488	594 424 187	4 047 854 417
144	IL Israel	282 954	1 025 210	1 368 627	9 272 497
145	KW Kuwait	48 787 860	845 661 206	52 427 393	775 452 275
146	JO Jordan	15 586 077	631 450 382	10 478 061	237 203 841
148	LB Lebanon	43 590	359 023	69 690	670 173
149	PN Palestina	0	65 673	0	178 082
151	YE Yemen	430 300	2 864 823	178 918	1 717 578
152	OM Oman	43 837 749	181 849 269	48 014 141	189 824 311
153	SY Syria Arab Republic	0	539 172	0	1 476 248
154	TR Turkey	39 996 059	1 183 878 001	20 716 561	1 011 723 018
155	AE United Arab Emirates	69 376 681	1 099 443 231	65 360 000	1 113 807 362
156	QA Qatar	112 199 405	1 203 826 369	102 664 006	1 103 284 489
157	BH Bahrain	369 862	76 743 688	741 077	73 649 788
158	CY Cyprus	133 215	1 326 769	74 282	3 722 072
159	OD Oth.west Asia	13	20	13 561	27 800
211	EG Egypt	60 228 256	520 560 050	10 217 490	93 892 300
212	LY Libyan Arab Jamahiriya	90 454 495	435 739 343	76 306 324	375 573 061
213	MA Morocco	46 873	253 493 395	1 367 565	86 922 469
214	TN Tunisia	757 675	12 929 350	805 052	21 306 265
215	DZ Algeria	4	432 748 168	213	356 492 020
216	SD Sudan	115 110	3 508 748	85 199	3 570 345
217	ER Eritrea	0	42	0	1 021
219	NA Namibia	93 888	128 110	114 762	172 110
220	EH Western Sahara	0	112	0	2 385
221	ET Ethiopia	2 038 611	15 150 097	1 862 630	10 221 826
222	TZ Tanzania, United Republic Of	723 485	13 663 835	443 568	23 904 195
223	MG Madagascar	140 567	664 747	806 424	6 470 129
224	SO Somalia	84	84	6 948	6 948
225	KE Kenya	1 230 775	12 703 392	1 050 757	9 295 701
226	RE Reunion	0	7 593 821	0	1 521 083
227	MZ Mozambique	2 880 245	25 187 042	4 319 426	39 030 168
228	BW Botswana	0	109	0	1 947
230	TG Togo	772 810	9 015 743	391 599	9 117 004
231	GH Ghana	2 442 682	9 769 545	5 791 852	23 575 282
232	LR Liberia	1	1	65	65
233	GN Guinea	0	80 500	0	163 817
234	AO Angola	251	125 254 636	20 873	106 350 697
235	CG Congo	4	275 110	6	285 585
236	CM Cameroon	548 073	6 786 668	976 093	11 535 999
237	NG Nigeria	261 814 339	2 320 176 991	215 792 015	1 960 226 330
238	SL Sierra Leone	52	21 293	9 236	60 595
239	GA Gabon	11 915	12 028	273 334	279 733
240	CI Cote D'ivoire	3 656 790	15 565 027	7 578 239	33 938 606
241	SN Senegal	198 652	2 576 383	385 399	2 992 751
242	MR Mauritania	0	1 549 544	0	636 283
243	ML Mali	2 922 067	13 546 528	6 344 509	27 360 338
244	BJ Benin	806 562	9 454 657	847 762	16 274 781
245	BF Burkina Faso	2 405 166	24 543 725	4 820 413	47 401 359

I.4. IM POR MENURUT NEGARA ASAL / IMPORT BY COUNTRY OF ORIGIN
***** AGUSTUS/ AUGUST 2013 *****

Country Code	Negara Asal Country of origin	Berat bersih / Net weight (Kg)		Nilai / Value C.I.F (U S \$)	
		Bulan ini Current month	Kumulatif Cum. Jan. to date	Bulan ini Current month	Kumulatif Cum. Jan. to date
246	GW Guinea Bissau	0	16 845	0	18 530
247	GM Gambia	0	3	0	31
248	VI U.s. Virgin Islands	0	204 112	0	1 013 713
249	SC Seychelles	0	63 728	0	784 466
251	UG Uganda	29 726	8 711 114	331 765	17 271 718
252	CF Central African Republic	364 053	5 065 754	820 557	10 133 903
253	NE Niger	200	22 087	1 802	235 567
254	TD Chad	99 903	1 793 367	202 628	3 594 313
255	DJ Djibouti	0	474 000	0	329 961
256	SH Saint Helena	0	96 271	0	151 104
257	ST Sao Tome And Principe	0	106	0	3 417
260	SZ Swaziland	3 721	976 142	205 311	2 649 297
261	ZA South Africa	101 022 246	434 755 171	76 689 823	441 010 817
262	ZW Zimbabwe	517 291	4 660 034	683 062	14 542 620
263	ZM Zambia	491 860	2 435 613	969 289	4 530 082
264	MW Malawi	172 620	2 224 079	1 196 037	5 534 842
265	KM Comoros	0	4 193	0	49 687
267	MU Mauritius	288 590	466 457	881 170	2 894 631
268	RW Rwanda	0	36 015	0	78 872
298	VG Virgin Islands (british)	1 805	383 777	17 940	632 636
299	OF Other Africa	5	1 396	2 221	15 699
311	AU Australia	685 642 283	6 069 857 249	315 309 560	3 158 773 253
312	NZ New Zealand	39 567 055	421 678 677	53 535 314	523 834 792
318	FM Micronesia, Federated States Of	321	1 014	1 267	3 736
319	GU Guam	0	1	0	30
321	NR Nauru	0	784	0	14 913
322	NC New Caledonia	15	206 181	956	143 910
323	NU Niue	0	3	0	315
325	VC Saint Vincent And The Grenadines	0	20 978 034	0	1 471 890
327	WF Wallis And Futuna Islands	0	1	0	1
331	AS American Samoa	6	1 187 390	35	2 525 245
332	CK Cook Islands	0	542 947	0	397 779
333	FJ Fiji	215 006	1 889 933	230 744	2 143 111
335	MH Marshall Islands	0	1 594 055	0	2 403 598
336	WS Samoa	0	242 282	0	623 703
337	SB Solomon Islands	210 000	1 015 000	409 213	2 139 033
340	CX Christmas Islands	13 800 000	26 800 040	2 139 000	4 284 188
342	CC Cocos (keeling) Islands	0	20 888	0	33 157
343	TK Tokelau	7	20 726	248	124 335
391	TL East Timor	61	244 163	3 115	66 221
411	US United States	478 502 214	3 921 732 695	609 718 264	6 029 575 587
412	CA Canada	199 772 353	2 449 413 724	139 451 604	1 452 025 015
421	MX Mexico	7 460 384	230 976 347	20 018 089	409 408 863
422	GT Guatemala	6 139 042	11 150 453	3 133 738	5 786 098
423	HN Honduras	234 591	875 419	490 995	1 142 938
424	NI Nicaragua	190	24 204	8 761	823 525
425	PA Panama	687 686	49 850 667	236 189	11 910 283
426	CU Cuba	0	3 005	0	11 223
427	CB Curacao	5	5	30	30
428	SR Suriname	0	12	0	1 203
431	CL Chile	164 022 703	524 704 341	38 775 240	171 479 435
432	VE Venezuela	0	140 100	0	467 653
433	AR Argentina	185 599 073	1 996 819 244	89 819 048	1 076 218 427
434	BR Brazil	122 811 201	2 014 817 347	80 949 944	1 208 098 940
435	CO Colombia	90 608	4 147 576	228 885	11 151 403
436	BO Bolivia	0	421	0	21 144
437	UY Uruguay	647 334	21 442 645	721 090	15 553 785
438	PY Paraguay	3 489 596	76 682 172	2 455 650	43 737 107
441	EC Ecuador	148 969	1 892 593	239 736	5 301 784
442	PE Peru	27 880 471	118 282 920	4 510 050	38 034 437
443	GY Guyana	0	710 471	0	437 159
444	TT Trinidad And Tobago	58 430	981 924	65 661	415 995
445	BS Bahamas	0	4 834 869	0	6 467 743
446	JM Jamaica	558	107 536	3 185	457 959
447	PR Puerto Rico	3 336	3 178 499	899 395	9 653 334
448	BZ Belize	1 250	304 320	17 829	1 300 299
449	DO Dominican Republic	101 074	3 311 796	249 260	2 247 985
450	SV El Salvador	254	50 042 330	13 539	26 573 827
451	CR Costa Rica	40 266 170	42 389 521	20 606 775	24 859 378
452	HT Haiti	0	421	0	20 230
453	BB Barbados	0	643	0	7 998
454	AG Antigua And Barbuda	4 989 000	4 989 070	2 500 000	2 508 047
455	AI Anguilla	0	244	0	2 648
456	AW Aruba	0	4	0	214 202
457	BM Bermuda	0	282 882 098	0	231 271 892
458	CV Cape Verde	7	1 096	210	13 440

I.4. IM POR M ENURUT NEGARA ASAL / IMPORT BY COUNTRY OF ORIGIN
***** AGUSTUS/ AUGUST 2013 *****

Country Code	Negara Asal Country of origin	Berat bersih / Net weight (Kg)		Nilai / Value C.I.F (U S \$)	
		Bulan ini	Kumulatif	Bulan ini	Kumulatif
		Current month	Cum. Jan. to date	Current month	Cum. Jan. to date
459	KY Cayman Islands	0	7	0	5 641
460	DM Dominica	0	370 841	0	108 296
461	FK Falkland Islands (malvinas)	0	96	0	2 854
463	PF French Polynesia	0	39 725	0	19 962
464	GL Greenland	40 362	318 398	136 466	719 729
465	GD Grenada	0	35 626	0	55 300
466	MQ Martinique	0	1	0	19
467	AN Netherlands Antilles	0	166 057	0	3 698 533
468	NF Norfolk Islands	0	131 218	0	594 352
470	SM San Marino	0	652	0	17 185
471	TC Turks And Caicos Islands	0	8	0	107
472	GP Guadeloupe	0	2	0	406
473	KN Saint Kitts And Nevis	0	3 900	0	18 552
511	GB United Kingdom	35 442 892	380 818 772	98 474 857	730 438 733
512	NL Netherlands	74 358 928	226 085 612	122 232 285	643 651 733
513	FR France	27 299 133	339 377 703	101 040 884	1 071 532 418
514	DE Germany, Fed. Rep. Of	50 412 626	791 645 736	281 874 505	3 041 321 950
515	AT Austria	3 637 111	35 685 356	32 801 256	265 949 064
516	BE Belgium	16 731 436	226 682 039	39 118 367	420 956 818
517	CH Switzerland	3 095 509	30 914 205	51 073 910	457 340 762
518	LU Luxembourg	271 241	2 679 035	208 656	12 528 839
520	MC Monaco	1 062	16 878	30 441	871 179
521	DK Denmark	3 565 214	22 001 117	11 614 131	137 985 680
522	NO Norway	8 846 668	110 547 973	11 442 911	131 558 709
523	SE Sweden	11 062 875	148 297 738	44 773 261	638 947 177
524	FI Finland	3 639 554	53 647 047	13 107 090	276 923 632
525	IE Ireland	840 173	14 402 373	9 136 567	74 174 717
526	IT Italy	16 914 445	312 051 825	115 181 052	1 124 560 902
527	ES Spain	5 096 915	65 098 024	24 993 469	413 251 846
528	PT Portugal	150 151	7 723 312	2 730 366	28 974 653
529	IS Iceland	1 173	3 294	39 420	114 802
530	MS Montserrat	1 202	2 007	2 260	4 538
531	GR Greece	11 051 772	108 220 217	2 990 666	64 757 229
532	VA Vatican City State (holy See)	0	1	0	1
533	AD Andorra	1	1 029	3	718
534	LI Liechtenstein	1 444	25 131	58 504	510 235
540	CD Democratic Republic Of The Congo	60 623	913 257	148 524	2 251 129
542	HU Hungary	259 396	3 497 134	5 311 107	80 896 806
543	PL Poland	3 508 704	34 724 339	13 487 044	97 772 808
544	RO Romania	149 447	1 832 952	1 676 183	21 863 869
545	BG Bulgaria	3 146 358	22 752 824	3 812 196	29 616 632
548	AL Albania	397 643	1 639 154	96 084	475 262
549	AM Armenia	0	1 026	0	19 118
550	AZ Azerbaijan	265 892 941	1 625 103 589	218 397 866	1 293 368 027
551	BY Belarus	54 564	262 578 623	480 308	122 981 579
552	KZ Kazakhstan	4	5 702 759	1 433	12 998 972
553	KG Kyrgyzstan	4 673	443 977	79 630	920 860
554	MD Moldova, Republic Of	2 207	58 102	71 108	843 897
555	TJ Tajikistan	210	227	1 644	2 519
556	TM Turkmenistan	316	1 547 032	11 277	2 816 481
557	UA Ukraine	17 919 572	651 108 663	15 402 096	367 540 106
558	UZ Uzbekistan	150 118	1 253 146	1 897 801	12 978 855
559	LT Lithuania	3 344 163	5 175 066	1 527 917	4 563 026
560	LV Latvia	547 386	5 480 165	438 772	3 590 975
561	EE Estonia	29 244	726 340	170 758	2 244 229
562	GE Georgia	999 400	2 613 490	610 202	4 591 619
563	HR Croatia	84 241	1 192 745	141 846	5 993 335
564	BA Bosnia And Herzegovina	22 723	68 306	25 489	167 440
565	MT Malta	2 401	1 021 120	49 362	1 485 872
566	SK Slovakia	353 635	1 146 982	1 018 966	7 287 559
567	SI Slovenia	128 372	1 549 923	1 064 529	11 649 091
568	CZ Czech Republic	12 428 433	73 617 689	17 197 803	119 494 488
569	GS South Georgia And The South Sa	0	95	0	1 858
570	MK Rep. Of Macedonia	47	6 539	1 916	177 437
571	FO Faeroe Islands	0	9	0	49
572	RU Russia Federation	117 589 840	2 251 716 379	63 426 191	1 800 879 333
573	RS Serbia	1 270	7 062	20 223	609 175
574	ME Montenegro	0	20 986	0	157 012
TOTAL IMPORT		9 897 645 784	93 721 636 685	13 012 045 835	124 839 682 803

I.5. IM POR M ENURUT PROPINSI DAN PELABUHAN BONGKAR
IM PORT BY PROVINCE AND PORT OF IM PORTATION
***** AGUSTUS/ AUGUST 2013 *****

Kode	Pelabuhan Bongkar Port of Importation	Berat bersih / Net weight (Kg)		Nilai / Value C.I.F (U S \$)	
		Bulan ini Current month	Kumulatif Cum. Jan. to	Bulan ini Current month	Kumulatif Cum. Jan. to
	ACEH	524 461	39 702 381	823 403	9 075 071
108	IDMEQ Meulaboh	0	1 644 972	0	1 508 624
117	IDKRU Krueng R. Malahayati	0	6 834 747	0	4 592 423
118	IDKLS Kuala Langsa	524 461	1 522 662	823 403	2 455 455
119	IDLHK Lhok Nga	0	29 700 000	0	518 569
	SUM ATERA UTARA	480 577 016	4 655 386 045	387 461 394	3 484 904 068
144	IDBLW Belawan	456 669 069	4 202 142 941	376 554 889	3 301 778 733
145	IDTJB Tanjung Balai Asahan	2 208 011	30 127 579	1 037 963	15 289 392
166	IDMES Medan / Polonia (u)	139 936	628 827	2 863 267	15 764 134
167	IDMDN Medan (ptt)	0	4 173	0	30 992
170	IDKTJ Kuala Tanjung	21 560 000	422 482 525	7 005 275	152 040 817
	SUM ATERA BARAT	147 139 383	884 845 664	121 614 826	702 977 864
191	IDTBY Padang/tl.bayur	147 139 373	884 845 638	121 609 867	702 965 206
192	IDPDG Padang / Tabing (u)	10	26	4 959	12 658
	RIAU	187 735 944	1 771 655 471	139 078 560	1 239 051 589
225	IDDUM Dumai	120 878 649	1 136 254 297	81 716 077	755 288 661
228	IDBLS Bengkalis	243 907	1 834 472	274 249	1 171 497
230	IDSPA Selat Panjang	0	202 540	0	238 589
231	IDSSI Siak Sri Indrapura	162 001	4 404 018	169 415	3 049 908
233	IDPEK Pekanbaru (rumbai)	2 173 769	10 759 484	1 951 017	10 368 810
235	IDSUQ Sungai Guntung	401 400	11 066 220	920 635	21 320 112
242	IDTEM Tembilahan	410 500	4 103 047	1 224 754	12 021 961
243	IDKEN Kuala Enok	0	25	0	2 488
244	IDRGA Pengat	3 235 909	14 357 397	3 631 807	7 303 789
261	IDPKU Simpang Tiga (u)	642	11 346	89 056	1 518 682
273	IDPAK Pekanbaru	4 609 916	44 795 742	6 537 192	85 118 037
277	IDBUN Buatan	3 030 570	19 185 329	1 392 100	7 168 354
278	IDPWG Perawang, Sumatra	52 588 681	524 681 554	41 172 258	334 480 701
	JAM BI	6 837 178	121 855 786	26 023 470	127 658 032
291	IDKTK Kuala Tungkal	3 836 589	100 861 338	22 343 771	83 637 615
292	IDMSA Muara Sabak	1 721 506	10 022 866	1 116 397	6 603 865
293	IDDJM Jambi	1 279 083	10 971 582	2 563 302	37 416 552
	SUM ATERA SELATAN	32 360 172	425 951 276	14 393 889	326 171 705
326	IDPLA Palembang - Plaju	0	348 630	0	1 705 613
332	IDSUN Sungsang	109	109	8 743	8 743
334	IDPLM Sm.badaruddin (u)	0	123 083	0	12 706 919
340	IDMRI Musi River/boom Baru	32 360 063	425 479 454	14 385 146	311 750 430
	BENGGULU	8 749 688	45 814 236	3 733 744	18 011 049
361	IDBKU Bengkulu	8 749 688	45 814 236	3 733 744	18 011 049
	LAM PUNG	434 506 109	2 694 536 990	328 278 483	2 253 773 958
364	IDKTA Kota Agung	226 281 707	1 263 201 207	190 819 827	1 103 374 961
395	IDPJG Panjang	208 224 402	1 431 335 783	137 458 656	1 150 398 997
	BANGKA BELITUNG	4 154 131	34 984 367	2 298 088	35 550 338
321	IDMUO Muntok	0	428 722	0	2 218 606
323	IDPGX Pangkal Balam	2 529 506	26 773 699	1 260 190	23 255 623
328	IDTPD Tanjung Pandan	0	6 157 321	0	9 038 211
339	IDBLJ Belinju	1 624 625	1 624 625	1 037 898	1 037 898
	KEPULAUAN RIAU	459 266 737	4 703 507 125	922 192 117	8 574 750 086
248	IDTBK Tg Balai Karimun	11 746 893	63 769 954	25 846 723	182 279 994
250	IDTAN Tanjung Uban	173 025 576	1 727 212 658	135 147 538	1 670 683 895
251	IDTPN Tanjung Pinang	424 516	7 396 629	453 625	26 448 891
252	IDTER Terempa	7 695	9 245 725	353 407	29 692 686
254	IDTBT Tanjung Batu, Riau	1 603 375	5 062 314	6 171 347	29 023 915
257	IDBPD Belakang Padang	0	1	0	327
258	IDBTU Batu Ampar	152 419 654	1 540 351 694	394 732 020	3 449 179 674
262	IDTNJ Kijang (u)	0	1 967	0	5 296
263	IDPAS Pasir Panjang	67 320	172 781	369 376	871 311
265	IDSKP Sekupang	26 858 769	305 463 113	223 566 952	2 088 739 463
266	IDNON Nongsa	0	3 306 380	0	34 088
267	IDKAB Kabil/panau	93 023 823	1 040 804 747	98 438 082	859 986 365
271	IDBTH Hang Nadim (u)	89 116	719 162	37 113 047	237 804 181
	DKI JAKARTA	2 363 674 305	24 715 254 055	6 023 514 469	60 385 612 303
431	IDTPP Tanjung Priok	2 338 387 313	24 497 133 333	5 257 223 652	51 979 966 929
432	IDKLB Kalibaru	16 377 206	119 049 799	23 382 661	146 925 039

I.5. IM POR M ENURUT PROPINSI DAN PELABUHAN BONGKAR
IM PORT BY PROVINCE AND PORT OF IM PORTATION
***** AGUSTUS/ AUGUST 2013 *****

Kode	Pelabuhan Bongkar Port of Importation	Berat bersih / Net weight (Kg)		Nilai / Value C.I.F (U S \$)	
		Bulan ini Current month	Kumulatif Cum. Jan. to	Bulan ini Current month	Kumulatif Cum. Jan. to
433	IDJKT Jakarta / Pasar Ikan	1 498 286	15 287 081	9 219 101	79 464 017
434	IDCGK Sukarno Hatta (u)	7 341 558	82 680 767	722 654 756	8 035 555 812
436	IDHLP Hlm. Perdana Kusuma	69 942	1 103 075	11 034 299	143 700 506
	JAWA BARAT	104 359 571	1 378 816 905	80 676 867	1 271 442 540
463	IDCBN Cirebon/pengguna	19 113 557	106 809 321	7 311 022	22 102 082
464	IDERT Eretan	0	2 808 075	0	3 017 120
466	IDBDO Husein Sastranegara	32 592	425 748	324 442	4 566 079
467	IDBLG Balongan	85 213 422	1 268 591 269	73 041 403	1 170 625 316
468	IDBND Bandung(ptt/gd Bage)	0	182 492	0	71 131 943
	JAWA TENGAH	1 169 907 024	10 526 921 856	1 160 517 299	10 394 756 167
494	IDTES Tanjung Emas	286 500 304	2 869 507 142	376 872 367	3 668 196 754
495	IDCXP Cilacap	882 229 106	7 627 833 366	782 385 059	6 693 270 091
496	IDSRG Achmad Yani (u)	14 220	169 141	205 989	2 456 182
497	IDSMR Semarang (ptt)	1 160 780	29 384 954	1 012 606	29 998 415
498	IDSOC Jebres/adi Sumarmo	2 614	27 253	41 278	834 725
	D I YOGYAKARTA	2 197	19 363	48 813	753 134
531	IDJOG Adi Sucipto (u)	2 197	18 499	48 813	731 086
532	IDJOK Yogyakarta (ptt)	0	864	0	22 048
	JAWA TIM UR	1 867 106 740	18 192 039 378	1 740 601 556	16 069 175 464
561	IDTUB Tuban	422 238 209	2 389 677 761	405 654 979	2 210 555 606
562	IDGRE Gresik	291 251 944	2 764 085 027	128 539 374	1 276 324 414
563	IDTPE Tanjung Perak	1 079 206 437	12 161 296 648	1 112 893 103	11 457 776 172
564	IDPAZ Pasuruan	0	41 654 310	0	38 953 641
566	IDPRN Panarukan	23 715 000	493 736 847	20 056 961	478 823 932
567	IDBJJ Banyuwangi	49 816 972	314 150 677	45 161 968	273 383 304
573	IDPAC Pacitan	0	14 880 000	0	13 000 000
576	IDKLG Kaliangget	0	1 016 000	0	1 124 385
587	IDSJB Surabaya /juanda (u)	464 007	7 071 127	27 218 640	306 467 615
588	IDSJR Surabaya (ptt)	414 171	4 470 981	1 076 531	12 766 395
	BANTEN	1 429 096 684	12 708 113 413	838 097 040	8 535 241 545
461	IDMRK Merak	549 820 114	5 060 898 644	470 671 179	4 482 462 664
471	IDTLN Tanjung Leneng	123 031 219	1 066 474 827	117 029 604	1 053 633 448
473	IDCGD Cigading	756 245 351	6 580 739 942	250 396 257	2 999 145 433
	B A L I	13 639 665	52 519 212	53 232 021	161 103 151
613	IDBOA Benaolololoan	438 525	29 360 688	674 547	33 677 282
618	IDCBW Celukan Bawang	13 083 330	20 321 832	49 158 629	58 072 758
620	IDDPS Ngurah Rai (u)	117 810	2 836 692	3 398 845	69 353 111
	NUSA TENGGARA BARAT	14 182 417	113 244 055	22 855 192	137 691 460
655	IDBMU Bima	4 787 986	29 397 710	19 074 025	118 752 445
660	IDLEM Lembar	4 180 000	65 219 580	335 286	9 098 580
663	IDBDS Badas Sumbawa	1 814 431	9 913 431	1 222 281	4 044 325
665	IDLKS Lombok	3 400 000	8 713 334	2 223 600	5 796 110
	NUSA TENGGARA TIM UR	1 499 806	56 971 182	1 047 854	22 067 826
681	IDKOE Kupang / El-tari (u)	0	24 489	0	72 935
683	IDM OF Maumere	0	4 999 456	0	3 604 556
685	IDWGP Waingapu	1 499 806	51 717 707	1 047 854	18 332 305
686	IDATA Atapupu	0	229 530	0	58 030
	KALIMATAN BARAT	44 092 461	392 996 097	37 760 305	335 249 532
714	IDPON Pontianak	36 389 221	343 096 324	30 392 875	283 748 501
715	IDKTG Ketapang K. Barat	0	4 633	0	65 600
721	IDKDW Kendawangan	5 498 125	35 078 887	5 497 186	37 750 252
722	IDPNK Supadio (u)	0	1 968	0	9 964
723	IDTKA Telok Air	1 705 115	14 314 285	1 606 180	13 411 151
726	IDENT Entikong	500 000	500 000	264 064	264 064
	KALIMANTAN TENGAH	5 222 593	39 457 371	3 452 544	62 857 507
744	IDKUM Kumai	2 755 508	6 471 033	1 815 345	9 670 287
746	IDSMQ Sampit	2 467 085	26 035 473	1 637 199	34 363 757
750	IDPPS Pulang Pisau	0	6 950 865	0	18 823 463
	KALIMANTAN SELATAN	222 690 311	2 255 543 028	220 642 824	2 159 034 671
771	IDBAN Banjarmasin	30 512 878	163 235 774	50 464 959	256 496 769
773	IDKTB Kotabaru	192 177 433	2 092 295 924	170 177 865	1 902 482 956
775	IDBLC Batu Licin	0	11 277	0	39 276
777	IDBDJ Samsudin Noor (u)	0	53	0	15 670

I.5. IM POR M ENURUT PROPINSI DAN PELABUHAN BONGKAR
IM PORT BY PROVINCE AND PORT OF IM PORTATION
***** AGUSTUS/ AUGUST 2013 *****

Kode	Pelabuhan Bongkar Port of Importation	Berat bersih / Net weight (Kg)		Nilai / Value C.I.F (U S \$)	
		Bulan ini Current month	Kumulatif Cum. Jan. to	Bulan ini Current month	Kumulatif Cum. Jan. to
	KALIMANTAN TIMUR	766 645 508	6 458 329 940	754 190 827	6 617 073 018
803	IDBPP Balikpapan	560 830 978	5 108 915 273	557 378 905	5 116 716 462
805	IDSRD Samarinda	30 056 560	254 277 341	26 976 426	289 830 520
806	IDTRD Tanjung Redep	9 149 922	74 364 233	1 818 673	12 964 568
807	IDTJS Tanjung Selor	9 800 000	61 099 999	58 218	389 844
808	IDLIN Lingkas Tarakan	42 323 700	192 871 883	25 873 537	88 529 309
809	IDNNX Nunukan	10 500 000	110 741 435	70 066	1 174 589
812	IDBYQ Bunyu	0	18 907 005	0	645 840
813	IDTSG Tanjung Sangata	78 042 085	583 978 400	81 974 285	674 938 415
814	IDBPN Sepinggang (u)	236 519	2 347 452	14 086 042	137 396 999
815	IDTRK Tarakan (u)	0	2 862	0	21 425
817	IDBTG Bontang	23 205 744	47 624 392	45 934 605	291 101 906
819	IDJUA Juata Tarakan	2 500 000	2 500 000	20 070	20 070
826	IDSKI Sangkulirang	0	638 500	0	2 675 015
996	IDBEJ Berau	0	61 165	0	668 056
	SULAWESI UTARA	4 160 039	102 580 587	5 411 801	76 356 193
832	IDAMU Amurang	1 719 020	1 719 020	1 163 777	1 163 777
834	IDMND Manado	63	63	4 212	4 212
835	IDBIT Bitung	2 438 769	100 847 250	4 142 890	74 444 062
843	IDMDC Sam Ratulangi (u)	2 187	14 254	100 922	744 142
	SULAWESI TENGAH	499 884	5 012 675	364 915	9 247 101
877	IDPAT Pantoloan	499 884	5 012 675	364 915	9 247 101
	SULAWESI SELATAN	68 829 300	760 582 482	57 966 597	995 774 558
892	IDPAP Pare-pare	6 842 330	10 443 370	21 431 837	27 826 092
893	IDUJU Ujungpandang	43 600 403	543 110 628	22 268 714	603 769 733
897	IDMLI Malili, Sulawesi	18 385 661	206 959 127	14 238 047	227 581 746
904	IDUPG Hasanuddin (u)	906	69 357	27 999	136 596 987
	SULAWESI TENGGARA	39 375 792	261 519 259	41 037 580	285 205 994
921	IDBUW Bau-bau	39 375 792	253 567 337	41 037 580	268 552 610
922	IDKDR Kendari	0	7 951 922	0	16 653 384
	GORONTALO	0	19 854 000	0	13 515 550
841	IDGOR Gorontalo	0	19 854 000	0	13 515 550
	SULAWESI BARAT	0	548 430	0	4 492 551
899	IDMJU Mamuju	0	548 430	0	4 492 551
	MALUKU	19 233 743	228 228 711	23 015 777	235 600 422
946	IDAMB Ambon	18 640 828	227 289 657	19 574 290	231 146 471
949	IDLUV Tual	592 650	933 766	3 424 947	4 308 025
954	IDAMQ Pattimura/laha (u)	265	5 288	16 540	145 926
	MALUKU UTARA	1 499 960	5 874 132	1 066 472	3 497 991
941	IDTOB Tobelo	1 499 960	2 999 920	1 066 472	2 127 319
942	IDTTE Ternate	0	2 838 131	0	1 118 487
962	IDOBI Obi Island	0	36 081	0	252 185
	PAPUA BARAT	68 000	7 435 104	5 995	24 921 541
971	IDSOR Sorong	68 000	7 429 088	5 995	24 360 781
977	IDKNG Kaimana	0	3 818	0	7 135
982	IDSQQ Sorong / Jefman (u)	0	113	0	540 400
985	IDNTI Bintuni, Irian Jaya	0	2 085	0	13 225
	PAPUA	8 965	61 536 109	641 113	267 088 824
974	IDJYP Jayapura	1 000	1 000	242	242
979	IDMKQ Merauke	0	690 072	0	900 743
980	IDTIM Amamapare	83	60 830 795	796	265 533 395
983	IDDJ Jayapura / Sentani	7 882	9 442	640 075	640 605
989	IDKMM Kimam, Irian Jaya	0	4 800	0	13 839
	TOTAL IMPORT	9 897 645 784	93 721 636 685	13 012 045 835	124 839 682 803

**I.6 IM POR KOM ODITI MENURUT NEGARA ASAL / IMPORT BY COUNTRY OF ORIGIN
DAN LIM A GOLONGAN BARANG (SITC) UTAMA / AND FIVE MAJOR SITC COMMODITY GROUP
** AGUSTUS / AUGUST 2013 ****

Negara Asal/ SITC/ Uraian Golongan Barang <i>Country of Origin/ SITC/ group Description</i>	Berat Bersih / <i>Net Weight (Kg)</i>		Nilai CIF / <i>CIF Value (US\$)</i>	
	Bulan ini <i>Current month</i>	Kumulatif <i>Cum. Jan to date</i>	Bulan ini <i>Current month</i>	Kumulatif <i>Cum. Jan to date</i>
JAPAN				
784 Parts And Accessories Of The Motor Vehicles	7 514 384	65 319 886	101 903 767	935 014 908
782 Motor Vehicle For The Transportation Of Goods	8 658 240	89 893 608	84 677 641	918 438 757
673 Flat Rolled Products, Not Clad	101 051 603	915 493 588	77 287 883	727 367 462
713 Internal Combustion Piston Engines And Parts	5 113 812	44 688 464	63 736 701	597 669 000
781 Passengger Motor Cars	3 777 879	45 078 408	46 369 187	526 013 242
LAINNYA	251 891 308	2 427 547 292	1 011 054 134	9 346 288 141
SUB TOTAL	378 007 226	3 588 021 246	1 385 029 313	13 050 791 510
HONG KONG				
655 Knitted Or Crocheted Fabrics	2 155 208	18 209 059	18 749 225	157 698 653
652 Cotton Fabrics, Woven	1 122 105	11 999 978	11 520 695	122 810 574
764 Telecommunication Equipments And Parts	459 296	3 132 162	14 948 358	105 903 342
772 Electrical Apparatus For Making And Breaking Electrical Circuits	168 486	1 699 343	6 252 243	69 647 175
776 Thermionic, Cold Cathode, And Photo Cathode Valves/tubes	30 668	499 578	4 043 191	62 338 420
LAINNYA	19 971 757	209 406 916	97 289 480	806 495 006
SUB TOTAL	23 907 520	244 947 036	152 803 192	1 324 893 170
KOREA, DEM. PEOPLE'S REP.				
335 Residual Petroleum Products, And Related Materials	0	5 464 439	0	6 696 540
334 Petroleum Products, Refined	0	2 817 464	0	3 302 030
512 Alcohols,phenols,phenol-alcohols And Their Halogenated	0	1 048 380	0	1 436 281
511 Hydrocarbon And Their Halogenated, Nitrated Derivatives	0	519 562	0	727 536
679 Tubes, Pipes, Hollow Profile, Pipe Fitting Of Iron/steel	0	13 601	0	186 790
LAINNYA	20 109	602 288	29 821	614 481
SUB TOTAL	20 109	10 465 734	29 821	12 963 658
KOREA, REPUBLIC OF				
334 Petroleum Products, Refined	292 075 205	1 714 563 070	264 622 838	1 571 520 580
673 Flat Rolled Products, Not Clad	70 209 445	716 336 585	47 911 217	494 749 671
655 Knitted Or Crocheted Fabrics	3 449 928	31 865 358	32 649 140	291 903 899
333 Petroleum Oil, Crude	0	274 157 074	0	238 825 670
232 Synthetic Rubber Latex, Synthetic/ reclaimed Rubber	6 794 411	80 636 079	14 859 411	195 809 657
LAINNYA	179 787 100	1 966 281 618	474 389 354	5 067 836 477
SUB TOTAL	552 316 089	4 783 839 784	834 431 960	7 860 645 954
TAIWAN				
334 Petroleum Products, Refined	263 360	253 801 673	731 292	255 649 521
673 Flat Rolled Products, Not Clad	12 570 795	273 626 928	8 695 797	185 111 556
764 Telecommunication Equipments And Parts	248 430	2 901 477	9 167 299	172 613 115
655 Knitted Or Crocheted Fabrics	1 338 393	13 379 531	12 640 345	127 156 004
653 Fabrics, Woven, Of Man-made Fibres	831 595	9 435 562	9 785 527	113 354 616
LAINNYA	141 223 532	1 212 125 497	198 570 889	2 141 783 559
SUB TOTAL	156 476 105	1 765 270 668	239 591 149	2 995 668 371
CHINA				
764 Telecommunication Equipments And Parts	6 287 072	56 687 319	203 508 763	2 238 740 523
752 Automatic Data Processing Machines And Their Units	1 739 983	29 001 060	103 825 413	1 161 404 583
676 Iron/steel Bars, Rods, Angels, Shaped And Sections	46 698 651	906 199 882	31 233 145	586 789 339
778 Electrical Machinery And Apparatus	24 641 992	92 044 340	62 639 050	521 433 183
741 Heating And Cooling Equipments And Parts	6 330 423	84 162 262	29 392 811	395 766 118
LAINNYA	853 196 955	8 056 488 673	1 595 813 609	14 723 454 494
SUB TOTAL	938 895 076	9 224 583 536	2 026 412 791	19 627 588 240
MONGOLIA				
793 Ships, Boats, And Floating Structures	0	20 625 000	0	2 837 340
687 Tin	0	3 355	0	64 333
551 Essential Oils, Perfumes, And Flavour Materials	0	310	0	16 629
695 Tools For Used In The Hand Or In Machines	46	46	10 644	10 644
742 Pumps For Liquid And Parts	0	1	0	8 400
LAINNYA	0	0	0	0
SUB TOTAL	46	20 628 712	10 644	2 937 346

**I.6 IM POR KOM ODITI M ENURUT NEGARA ASAL / IM PORT BY COUNTRY OF ORIGIN
DAN LIMA GOLONGAN BARANG (SITC) UTAMA / AND FIVE MAJOR SITC COMMODITY GROUP
** AGUSTUS / AUGUST 2013 ****

Negara Asal/ SITC/ Uraian Golongan Barang Country of Origin/ SITC/ group Description	Berat Bersih / Net Weight (Kg)		Nilai CIF / CIF Value (US\$)	
	Bulan ini Current month	Kumulatif Cum. Jan to date	Bulan ini Current month	Kumulatif Cum. Jan to date
MACAU				
652 Cotton Fabrics, Woven	140 892	414 867	1 082 928	3 108 552
851 Footwears	2 331	16 994	54 400	306 715
651 Textile Yarns	13 655	29 823	107 312	238 555
655 Knitted Or Crocheted Fabrics	940	16 797	9 226	122 350
682 Copper	0	17 788	0	70 000
LAINNYA	2 864	19 756	34 106	337 652
SUB TOTAL	160 682	516 025	1 287 972	4 183 824
PAPUA NEW GUINEA				
283 Copper Ores And Concentrates	0	21 662 000	0	57 094 365
072 Cocoa	420 000	2 760 000	1 005 426	6 700 632
282 Waste And Scrap Metal Of Iron/steel	1 044 976	7 042 856	388 214	2 878 280
223 Oil Seeds Use For Extraction Of Other Fixed Vegetable Oils	0	5 034	0	765 337
716 Rotating Electric Plants And Parts	0	28 635	0	318 397
LAINNYA	9 261	863 826	80 284	1 454 741
SUB TOTAL	1 474 237	32 362 351	1 473 924	69 211 752
THAILAND				
781 Passenger Motor Cars	8 709 974	75 949 693	96 875 191	863 029 965
784 Parts And Accessories Of The Motor Vehicles	9 769 184	82 553 573	86 393 971	747 384 008
061 Sugar, Molasses, And Honey	81 024 200	1 141 132 785	42 150 162	599 865 809
511 Hydrocarbon And Their Halogenated, Nitrated Derivatives	36 579 281	292 136 255	46 927 092	389 930 814
741 Heating And Cooling Equipments And Parts	5 737 496	45 895 899	40 063 335	319 317 751
LAINNYA	299 460 323	3 256 395 296	441 094 912	4 634 139 824
SUB TOTAL	441 280 458	4 894 063 501	753 504 663	7 553 668 171
SINGAPORE				
334 Petroleum Products, Refined	1 175 875 932	10 001 826 458	1 170 047 250	9 874 007 053
772 Electrical Apparatus For Making And Breaking Electrical Circuits	1 171 715	11 607 546	45 630 924	446 702 357
776 Thermionic, Cold Cathode, And Photo Cathode Valves/tubes	461 511	4 161 492	42 327 069	396 242 296
511 Hydrocarbon And Their Halogenated, Nitrated Derivatives	32 791 653	252 295 743	46 324 468	363 332 289
575 Other Plastics In Primary Forms	14 829 614	184 094 350	26 806 670	314 203 544
LAINNYA	336 421 517	2 599 865 782	638 316 830	5 643 450 110
SUB TOTAL	1 561 551 942	13 053 851 371	1 969 453 211	17 037 937 649
PHILIPPINES				
784 Parts And Accessories Of The Motor Vehicles	561 325	4 911 258	6 486 307	56 902 714
682 Copper	498 422	3 988 450	3 548 853	30 675 955
122 Tobacco, Manufactured	415 959	3 956 982	2 867 170	30 056 428
283 Copper Ores And Concentrates	10 049 853	10 049 853	24 960 711	24 960 711
593 Explosive And Pyrotechnic Products	98 368	1 274 916	1 791 062	23 787 091
LAINNYA	8 251 245	124 815 274	32 463 956	373 231 631
SUB TOTAL	19 875 172	148 996 733	72 118 059	539 614 530
MALAYSIA				
334 Petroleum Products, Refined	653 557 773	4 340 202 582	637 819 996	4 144 460 997
333 Petroleum Oil, Crude	0	910 155 050	0	739 710 470
575 Other Plastics In Primary Forms	6 729 192	102 289 904	10 513 590	161 397 691
511 Hydrocarbon And Their Halogenated, Nitrated Derivatives	1 500 210	103 314 445	1 950 979	141 042 640
512 Alcohols,phenols,phenol-alcohols And Their Halogenated	6 906 989	163 709 366	6 465 883	136 963 792
LAINNYA	282 465 898	3 206 287 380	353 747 163	3 674 457 278
SUB TOTAL	951 160 062	8 825 958 727	1 010 497 611	8 998 032 868
MYANMAR				
054 Vegetables, Fresh, Chilled, Frozen Or Simply Preserved	4 310 030	46 594 430	4 305 347	43 477 023
682 Copper	300 770	1 000 352	2 141 419	7 105 688
042 Rice	1 000 000	9 225 000	345 000	3 187 750
222 Oil Seeds Use For Extraction Ofsoft Fixed Vegetable Oils	0	1 158 251	0	1 558 965
763 Sound Recorders Or Reproducers	0	971 770	0	1 222 210
LAINNYA	978	3 901 082	6 907	2 496 919
SUB TOTAL	5 611 778	62 850 885	6 798 673	59 048 555

**I.6 IM POR KOM ODITI MENURUT NEGARA ASAL / IMPORT BY COUNTRY OF ORIGIN
DAN LIM A GOLONGAN BARANG (SITC) UTAMA / AND FIVE MAJOR SITC COMMODITY GROUP
** AGUSTUS / AUGUST 2013 ****

Negara Asal/ SITC/ Uraian Golongan Barang Country of Origin/ SITC/ group Description	Berat Bersih / Net Weight (Kg)		Nilai CIF/ CIF Value (US\$)	
	Bulan ini Current month	Kumulatif Cum. Jan to date	Bulan ini Current month	Kumulatif Cum. Jan to date
CAMBODIA				
121 Tobacco, Unmanufactured And Refused	0	1 009 010	0	3 532 984
841 Men's Coats/jackets, Not Knitted	5 593	57 030	180 563	1 604 553
845 Articles Of Apparel	4 219	36 621	151 081	1 483 051
851 Footwears	2 760	30 523	54 149	776 513
652 Cotton Fabrics, Woven	2	71 596	4	694 004
LAINNYA	10 773	170 179	215 203	2 402 645
SUB TOTAL	23 347	1 374 959	601 000	10 493 750
BRUNEI DARUSSALAM				
333 Petroleum Oil, Crude	78 099 000	395 598 000	62 878 200	325 285 745
512 Alcohols,phenols,phenol-alcohols And Their Halogenated	0	7 507 636	0	2 930 632
282 Waste And Scrap Metal Of Iron/steel	0	3 338 610	0	1 342 197
562 Fertilizers, Manufactured	0	400 000	0	206 000
251 Pulp And Waste Paper	30 000	345 280	6 450	72 808
LAINNYA	2 254	119 652	17 486	267 407
SUB TOTAL	78 131 254	407 309 178	62 902 136	330 104 789
LAO PEOPLE'S DEM. REP.				
122 Tobacco, Manufactured	89 100	500 400	509 207	2 870 086
121 Tobacco, Unmanufactured And Refused	0	316 800	0	1 520 640
071 Coffee And Coffee Substitutes	0	288 000	0	642 552
892 Printed Matter	0	110	0	23 871
042 Rice	0	23 000	0	18 975
LAINNYA	22	6 582	3 510	61 899
SUB TOTAL	89 122	1 134 892	512 717	5 138 023
NEPAL				
642 Paper And Paperboard Cut To Size/shape And Article Of Papers	6	1 201	8	35 889
831 Travel Goods	0	5	0	12 477
895 Office And Stationery Supplies	0	1 418	0	11 130
846 Clothing Accessories Of Textiles Fabrics	0	29	0	10 886
882 Photographic And Chinematographic Supplies	0	50	0	1 179
LAINNYA	197	347	267	1 237
SUB TOTAL	203	3 050	275	72 798
VIET NAM				
764 Telecommunication Equipments And Parts	147 386	1 100 403	25 922 473	323 716 370
752 Automatic Data Processing Machines And Their Units	130 185	1 385 099	22 228 031	229 109 458
674 Flat Rolled Products, Clad Or Plated	9 676 345	146 729 618	8 214 059	135 983 359
661 Lime,cement And Fabricated Construction Materials	208 425 586	1 501 408 315	14 130 268	117 095 496
042 Rice	6 925 000	103 264 575	4 196 500	57 051 914
LAINNYA	38 399 304	470 091 930	76 018 338	867 785 475
SUB TOTAL	263 703 806	2 223 979 940	150 709 669	1 730 742 072
MALDIVES				
896 Works Of Art, Collectors Pieces And Antiques	0	306	0	5 262
122 Tobacco, Manufactured	0	3	0	120
LAINNYA	0	0	0	0
SUB TOTAL	0	309	0	5 382
INDIA				
044 Maize, Unmilled	51 726 585	1 383 184 181	15 454 667	414 560 964
764 Telecommunication Equipments And Parts	46 506	1 098 090	3 262 579	283 086 784
511 Hydrocarbon And Their Halogenated, Nitrated Derivatives	34 553 275	131 391 087	49 757 214	198 663 917
222 Oil Seeds Use For Extraction Ofsoft Fixed Vegetable Oils	17 049 299	163 699 133	19 681 004	190 077 966
041 Wheat And Meslin, Unmilled	88 215 315	358 773 119	28 133 787	115 442 245
LAINNYA	100 812 879	1 507 283 273	179 573 313	1 624 277 800
SUB TOTAL	292 403 859	3 545 428 883	295 862 564	2 826 109 676
PAKISTAN				

**I.6 IMPOR KOMODITI MENURUT NEGARA ASAL / IMPORT BY COUNTRY OF ORIGIN
DAN LIMA GOLONGAN BARANG (SITC) UTAMA / AND FIVE MAJOR SITC COMMODITY GROUP
** AGUSTUS / AUGUST 2013 ****

Negara Asal/ SITC/ Uraian Golongan Barang <i>Country of Origin/ SITC/ group Description</i>	Berat Bersih / <i>Net Weight (Kg)</i>		Nilai CIF / <i>CF Value (US\$)</i>	
	Bulan ini <i>Current month</i>	Kumulatif <i>Cum. Jan to date</i>	Bulan ini <i>Current month</i>	Kumulatif <i>Cum. Jan to date</i>
042 Rice	4 015 000	67 463 000	1 521 940	26 819 435
288 Non-ferrous Base Metal Waste And Scraps	54 240	3 401 918	371 210	24 983 172
263 Cotton	746 069	9 629 299	1 368 109	16 381 622
652 Cotton Fabrics, Woven	84 091	1 764 617	559 857	12 194 872
611 Leathers	13 987	219 790	575 261	6 809 732
LAINNYA	1 698 719	25 485 672	1 943 223	34 648 117
SUB TOTAL	6 612 106	107 964 296	6 339 600	121 836 950
BANGLADESH				
334 Petroleum Products, Refined	0	18 997 282	0	16 847 360
651 Textile Yarns	390 052	12 086 823	387 660	10 880 069
121 Tobacco, Unmanufactured And Refused	792 000	1 682 417	3 017 520	6 963 895
673 Flat Rolled Products, Not Clad	2 553 115	8 536 260	2 027 182	6 688 418
658 Made-up Articles, Wholly/chiefly Of Textile Materials	786 138	7 563 526	810 269	6 636 792
LAINNYA	199 675	2 074 527	1 828 911	16 280 274
SUB TOTAL	4 720 980	50 940 835	8 071 542	64 296 808
SRI LANKA				
046 Meal And Flour Of Wheat And Flour Of Meslin	697 500	46 029 000	326 498	21 691 372
121 Tobacco, Unmanufactured And Refused	0	42 210	0	3 416 578
845 Articles Of Apparel	7 878	35 497	303 914	1 427 784
074 Tea And Mate	20 007	125 568	307 225	1 365 321
792 Aircraft And Associated Equipments And Parts	0	19 011	0	1 200 150
LAINNYA	234 505	2 011 622	1 100 315	6 772 969
SUB TOTAL	959 890	48 262 908	2 037 952	35 874 174
AFGHANISTAN				
743 Pumps, Compressors, Fans, Blowers, Centrifuges, And Parts	0	67	0	9 493
773 Equipment For Distributing Electricity	0	192	0	2 824
695 Tools For Used In The Hand Or In Machines	0	125	0	1 460
749 Non-electric Parts And Accessories Of Machineries	0	4	0	154
845 Articles Of Apparel	0	3	0	67
LAINNYA	0	1	0	27
SUB TOTAL	0	392	0	14 025
INDONESIA				
851 Footwears	31 621	1 044 405	460 058	11 709 064
778 Electrical Machinery And Apparatus	48 976	473 934	912 767	9 216 445
772 Electrical Apparatus For Making And Breaking Electrical Circuits	12 621	297 830	343 114	8 255 608
723 Civil Engineering And Contractor Plants And Equipments/ parts	346 381	806 271	2 519 332	6 340 348
763 Sound Recorders Or Reproducers	94	28 828	22 011	4 959 626
LAINNYA	3 315 600	20 436 304	10 003 901	71 718 597
SUB TOTAL	3 755 293	23 087 572	14 261 183	112 199 688
IRAQ				
333 Petroleum Oil, Crude	0	6	0	382
663 Mineral Manufactures	0	106	0	192
LAINNYA	0	0	0	0
SUB TOTAL	0	112	0	574
IRAN (ISLAMIC REPUBLIC OF)				
522 Inorganic Chemical Elements, Oxides And Halogen Salts	0	70 795 226	0	33 928 749
714 Engines And Motors, Non-electric And Parts	0	81 427	0	22 229 545
335 Residual Petroleum Products, And Related Materials	822 441	17 301 307	527 337	10 135 345
278 Other Crude Minerals	1 563 613	10 655 617	844 391	5 733 395
334 Petroleum Products, Refined	0	3 256 845	0	4 733 891
LAINNYA	480 711	9 264 461	410 403	6 903 601
SUB TOTAL	2 866 765	111 354 883	1 782 131	83 664 526
SAUDI ARABIA				
333 Petroleum Oil, Crude	486 442 140	3 028 992 237	418 332 115	2 623 128 709
334 Petroleum Products, Refined	73 955 429	505 435 165	67 379 352	488 652 613
511 Hydrocarbon And Their Halogenated, Nitrated Derivatives	39 390 123	254 896 124	50 971 858	334 917 476

**I.6 IM POR KOM ODITI MENURUT NEGARA ASAL / IMPORT BY COUNTRY OF ORIGIN
DAN LIMA GOLONGAN BARANG (SITC) UTAMA / AND FIVE MAJOR SITC COMMODITY GROUP
** AGUSTUS / AUGUST 2013 ****

Negara Asal/ SITC/ Uraian Golongan Barang <i>Country of Origin/ SITC/ group Description</i>	Berat Bersih / Net Weight (Kg)		Nilai CIF/ CIF Value (US\$)	
	Bulan ini <i>Current month</i>	Kumulatif <i>Cum. Jan to date</i>	Bulan ini <i>Current month</i>	Kumulatif <i>Cum. Jan to date</i>
342 Liquefied Propane And Butane	23 715 000	301 231 046	20 056 961	271 041 504
575 Other Plastics In Primary Forms	7 738 734	79 053 512	10 930 936	112 003 386
LAINNYA	32 194 943	213 245 404	26 752 965	218 110 729
SUB TOTAL	663 436 369	4 382 853 488	594 424 187	4 047 854 417
ISRAEL				
695 Tools For Used In The Hand Or In Machines	662	6 746	198 511	2 239 361
726 Printing/book Binding Machinery And Parts	22 775	108 928	432 637	1 707 484
515 Organo-inorganic And Heterocyclic Compounds	15	1 732	1 485	1 105 807
533 Pigments, Paints, Varnishes, And Related Materials	1 912	28 312	53 446	983 644
759 Parts And Accessories For Machine Of Heading 751 Or 752	266	15 319	21 903	414 997
LAINNYA	257 324	864 173	660 645	2 821 204
SUB TOTAL	282 954	1 025 210	1 368 627	9 272 497
KUWAIT				
334 Petroleum Products, Refined	27 500 000	477 653 830	24 215 978	411 480 956
511 Hydrocarbon And Their Halogenated, Nitrated Derivatives	14 319 000	86 628 500	21 087 761	133 918 533
342 Liquefied Propane And Butane	0	79 694 613	0	73 735 855
333 Petroleum Oil, Crude	0	80 117 443	0	68 953 280
335 Residual Petroleum Products, And Related Materials	0	64 396 000	0	30 841 366
LAINNYA	6 968 860	57 170 820	7 123 654	56 522 285
SUB TOTAL	48 787 860	845 661 206	52 427 393	775 452 275
JORDAN				
562 Fertilizers, Manufactured	4 040 560	297 106 750	1 750 771	134 020 604
522 Inorganic Chemical Elements, Oxides And Halogen Salts	10 636 785	66 941 154	8 522 658	55 531 162
272 Fertilizers, Crude	0	264 830 000	0	46 262 110
251 Pulp And Waste Paper	900 195	2 347 690	197 537	508 592
591 Disinfectants, Insecticides, And Fungicides Put In Forms	0	33 165	0	302 273
LAINNYA	8 537	191 623	7 095	579 100
SUB TOTAL	15 586 077	631 450 382	10 478 061	237 203 841
LEBANON				
892 Printed Matter	43 589	299 796	69 666	479 943
771 Electric Power Machinery And Parts	0	7 591	0	63 000
121 Tobacco, Unmanufactured And Refused	0	45 000	0	47 249
073 Chocolate And Other Food Preparations Containing Cocoa	0	1 356	0	31 064
821 Furnitures And Parts	0	5 200	0	25 332
LAINNYA	1	80	24	23 585
SUB TOTAL	43 590	359 023	69 690	670 173
PALESTINA				
057 Fruit And Nut; Fresh Or Dried	0	20 000	0	149 000
874 Measuring, Checking, Analysing, And Controlling Instrument And Appar	0	37	0	18 863
661 Lime,cement And Fabricated Construction Materials	0	45 600	0	7 887
844 Women's Coats/jackets, Knitted	0	7	0	1 176
842 Women's Coats/jacket, Not Knitted	0	28	0	1 005
LAINNYA	0	1	0	151
SUB TOTAL	0	65 673	0	178 082
YEMEN				
034 Fish, Fresh, Chilled Or Frozen	0	1 135 200	0	766 206
211 Hides And Skins, Raw	0	25 000	0	397 860
251 Pulp And Waste Paper	380 500	1 609 780	81 808	358 468
685 Lead	49 800	94 510	97 110	193 013
893 Article Of Plastics	0	128	0	780
LAINNYA	0	205	0	1 251
SUB TOTAL	430 300	2 864 823	178 918	1 717 578
OMAN				
511 Hydrocarbon And Their Halogenated, Nitrated Derivatives	9 976 359	70 165 909	14 855 248	109 438 713
334 Petroleum Products, Refined	29 061 036	29 061 036	30 068 120	30 068 120
684 Alumunium	195 180	11 967 114	406 560	26 738 771
671 Pig Iron,spiegeleisen,sponge Iron, And Ferro-alloys	0	43 005 113	0	11 611 381

**I.6 IMPOR KOMODITI MENURUT NEGARA ASAL / IMPORT BY COUNTRY OF ORIGIN
DAN LIMA GOLONGAN BARANG (SITC) UTAMA / AND FIVE MAJOR SITC COMMODITY GROUP
** AGUSTUS / AUGUST 2013 ****

Negara Asal/ SITC/ Uraian Golongan Barang <i>Country of Origin/ SITC/ group Description</i>	Berat Bersih / <i>Net Weight (Kg)</i>		Nilai CIF / <i>CF Value (US\$)</i>	
	Bulan ini <i>Current month</i>	Kumulatif <i>Cum. Jan to date</i>	Bulan ini <i>Current month</i>	Kumulatif <i>Cum. Jan to date</i>
512 Alcohols,phenols,phenol-alcohols And Their Halogenated LAINNYA	4 257 4 600 917	22 501 534 5 148 563	5 324 2 678 889	8 869 179 3 098 147
SUB TOTAL	43 837 749	181 849 269	48 014 141	189 824 311
SYRIA ARAB REPUBLIC				
263 Cotton	0	481 828	0	956 024
211 Hides And Skins, Raw LAINNYA	0 0	57 344 0	0 0	520 224 0
SUB TOTAL	0	539 172	0	1 476 248
TURKEY				
333 Petroleum Oil, Crude	0	1 010 678 527	0	829 880 465
121 Tobacco, Unmanufactured And Refused	62 980	5 248 732	501 012	40 620 848
672 Ingots And Other Iron/steel In Primary Forms	0	29 110 450	0	17 219 159
041 Wheat And Meslin, Unmilled	23 140 950	27 070 290	7 461 628	8 756 653
772 Electrical Apparatus For Making And Breaking Electrical Circuits LAINNYA	42 247 16 749 882	375 110 111 394 892	656 661 12 097 260	7 243 547 108 002 346
SUB TOTAL	39 996 059	1 183 878 001	20 716 561	1 011 723 018
UNITED ARAB EMIRATES				
342 Liquefied Propane And Butane	47 224 180	644 627 179	40 131 108	594 550 533
334 Petroleum Products, Refined	45	237 355 972	1 561	247 061 030
684 Alumunium	2 183 108	30 970 703	5 300 558	73 792 147
511 Hydrocarbon And Their Halogenated, Nitrated Derivatives	4 317 200	48 892 645	5 664 714	64 395 511
571 Polymers Of Ethylene In Primary Forms LAINNYA	351 000 15 301 148	9 707 678 127 889 054	567 193 13 694 866	14 981 828 119 026 313
SUB TOTAL	69 376 681	1 099 443 231	65 360 000	1 113 807 362
QATAR				
342 Liquefied Propane And Butane	88 781 189	593 626 882	74 886 932	509 886 240
334 Petroleum Products, Refined	16 389 537	421 228 708	16 415 823	440 264 712
684 Alumunium	2 193 557	23 979 465	4 928 746	56 063 456
598 Miscellaneous Chemical Products	3 200	16 902 437	27 325	32 605 633
511 Hydrocarbon And Their Halogenated, Nitrated Derivatives LAINNYA	3 735 270 1 096 652	12 245 620 135 843 257	4 882 973 1 522 207	16 644 228 47 820 220
SUB TOTAL	112 199 405	1 203 826 369	102 664 006	1 103 284 489
BAHRAIN				
334 Petroleum Products, Refined	0	56 314 085	0	53 845 539
684 Alumunium	284 476	7 246 510	628 233	16 590 760
522 Inorganic Chemical Elements, Oxides And Halogen Salts	0	5 798 144	0	997 281
274 Sulphur And Unroasted Iron Pyrites	0	4 199 831	0	825 267
282 Waste And Scrap Metal Of Iron/steel LAINNYA	0 85 386	2 215 630 969 488	0 112 844	747 308 643 633
SUB TOTAL	369 862	76 743 688	741 077	73 649 788
CYPRUS				
716 Rotating Electric Plants And Parts	0	15 712	0	1 504 106
745 Other Non-electical Machinery, Tools, And Mechanical Apparatus	0	13 120	0	1 031 339
287 Ores And Concentrates Of Basemetals	0	252 000	0	365 583
771 Electric Power Machinery And Parts	0	8 539	0	244 068
251 Pulp And Waste Paper LAINNYA	0 133 215	669 560 367 838	0 74 282	146 728 430 248
SUB TOTAL	133 215	1 326 769	74 282	3 722 072
OTHER WEST ASA				
771 Electric Power Machinery And Parts	13	13	13 561	13 561
874 Measuring, Checking, Analysing, And Controlling Instrument And Appai	0	5	0	12 040
699 Manufactures Of Base Metals LAINNYA	0 0	2 0	0 0	2 199 0
SUB TOTAL	13	20	13 561	27 800
EGYPT				

**I.6 IM POR KOM ODITI MENURUT NEGARA ASAL / IMPORT BY COUNTRY OF ORIGIN
DAN LIMA GOLONGAN BARANG (SITC) UTAMA / AND FIVE MAJOR SITC COMMODITY GROUP
** AGUSTUS / AUGUST 2013 ****

Negara Asal/ SITC/ Uraian Golongan Barang <i>Country of Origin/ SITC/ group Description</i>	Berat Bersih / Net Weight (Kg)		Nilai CIF / CIF Value (US\$)	
	Bulan ini <i>Current month</i>	Kumulatif <i>Cum. Jan to date</i>	Bulan ini <i>Current month</i>	Kumulatif <i>Cum. Jan to date</i>
272 Fertilizers, Crude	42 250 000	211 920 000	5 523 723	29 165 166
562 Fertilizers, Manufactured	13 737 880	242 212 878	1 535 869	27 374 068
522 Inorganic Chemical Elements, Oxides And Halogen Salts	0	18 499 669	0	13 689 755
057 Fruit And Nut; Fresh Or Dried	169 814	9 721 977	362 878	9 099 769
061 Sugar, Molasses, And Honey	1 074	30 674 272	5 443	6 694 179
LAINNYA	4 069 488	7 531 254	2 789 577	7 869 363
SUB TOTAL	60 228 256	520 560 050	10 217 490	93 892 300
LIBYAN ARAB JAM AHIRIYA				
333 Petroleum Oil, Crude	90 454 494	435 610 198	76 306 322	375 292 399
685 Lead	0	129 050	0	277 458
874 Measuring, Checking, Analysing, And Controlling Instrument And Appar	0	86	0	2 945
679 Tubes, Pipes, Hollow Profile, Pipe Fitting Of Iron/steel	0	8	0	257
653 Fabrics, Woven, Of Man-made Fibres	1	1	2	2
LAINNYA	0	0	0	0
SUB TOTAL	90 454 495	435 739 343	76 306 324	375 573 061
MOROCCO				
272 Fertilizers, Crude	0	209 551 000	0	36 995 084
522 Inorganic Chemical Elements, Oxides And Halogen Salts	0	40 518 391	0	34 652 325
842 Women's Coats/jacket, Not Knitted	14 396	123 384	875 671	8 220 075
562 Fertilizers, Manufactured	0	3 000 000	0	1 722 500
841 Men's Coats/jackets, Not Knitted	2 127	26 194	115 742	1 641 498
LAINNYA	30 350	274 426	376 152	3 690 987
SUB TOTAL	46 873	253 493 395	1 367 565	86 922 469
TUNISIA				
057 Fruit And Nut; Fresh Or Dried	40 100	4 247 330	119 097	13 327 178
523 Metallsalts And Peroxysalts	664 000	6 677 000	391 080	4 196 870
772 Electrical Apparatus For Making And Breaking Electrical Circuits	3 855	44 187	120 733	1 162 985
061 Sugar, Molasses, And Honey	0	1 542 374	0	858 316
251 Pulp And Waste Paper	0	224 000	0	435 936
LAINNYA	49 720	194 459	174 142	1 324 980
SUB TOTAL	757 675	12 929 350	805 052	21 306 265
ALGERIA				
333 Petroleum Oil, Crude	0	427 989 766	0	355 389 731
251 Pulp And Waste Paper	0	4 741 370	0	1 051 277
057 Fruit And Nut; Fresh Or Dried	0	17 000	0	50 388
713 Internal Combustion Piston Engines And Parts	0	6	0	389
784 Parts And Accessories Of The Motor Vehicles	4	4	213	213
LAINNYA	0	22	0	22
SUB TOTAL	4	432 748 168	213	356 492 020
SUDAN				
222 Oil Seeds Use For Extraction Ofsoft Fixed Vegetable Oils	114 000	3 476 500	79 800	3 411 391
211 Hides And Skins, Raw	0	8 000	0	71 946
263 Cotton	0	19 091	0	36 617
723 Civil Engineering And Contractor Plants And Equipments/parts	0	187	0	27 943
273 Stone, Sand And Gravel	990	4 793	4 433	19 894
LAINNYA	120	177	966	2 554
SUB TOTAL	115 110	3 508 748	85 199	3 570 345
ERITREA				
784 Parts And Accessories Of The Motor Vehicles	0	42	0	1 021
LAINNYA	0	0	0	0
SUB TOTAL	0	42	0	1 021
NAMIBIA				
411 Animal Oils And Fats	43 950	74 350	78 671	130 959
776 Thermionic, Cold Cathode, And Photo Cathode Valves/tubes	49 938	49 938	36 091	36 091
699 Manufactures Of Base Metals	0	3 286	0	2 111
641 Papers And Paperboards	0	12	0	1 740
748 Transmission Shafts And Cranks	0	19	0	753

**I.6 IMPOR KOMODITI MENURUT NEGARA ASAL / IMPORT BY COUNTRY OF ORIGIN
DAN LIMA GOLONGAN BARANG (SITC) UTAMA / AND FIVE MAJOR SITC COMMODITY GROUP
** AGUSTUS / AUGUST 2013 ****

Negara Asal/ SITC/ Uraian Golongan Barang <i>Country of Origin/ SITC/ group Description</i>	Berat Bersih / <i>Net Weight (Kg)</i>		Nilai CIF / <i>CF Value (US\$)</i>	
	Bulan ini <i>Current month</i>	Kumulatif <i>Cum. Jan to date</i>	Bulan ini <i>Current month</i>	Kumulatif <i>Cum. Jan to date</i>
LAINNYA	0	505	0	456
SUB TOTAL	93 888	128 110	114 762	172 110
WESTERN SAHARA				
699 Manufactures Of Base Metals	0	112	0	2 385
LAINNYA	0	0	0	0
SUB TOTAL	0	112	0	2 385
ETHIOPIA				
054 Vegetables, Fresh, Chilled, Frozen Or Simply Preserved	1 891 000	10 285 000	1 522 226	6 165 395
222 Oil Seeds Use For Extraction Ofsoft Fixed Vegetable Oils	22 000	4 458 000	8 690	1 887 170
611 Leathers	2 854	24 737	190 012	1 563 466
075 Spices	84 300	249 300	62 344	344 944
263 Cotton	36 980	117 969	70 928	225 598
LAINNYA	1 477	15 091	8 430	35 253
SUB TOTAL	2 038 611	15 150 097	1 862 630	10 221 826
TANZANIA, UNITED REP. OF				
263 Cotton	0	9 663 198	0	17 730 916
121 Tobacco, Unmanufactured And Refused	0	661 979	0	3 472 899
222 Oil Seeds Use For Extraction Ofsoft Fixed Vegetable Oils	722 975	3 191 969	440 658	2 346 648
292 Crude Vegetable Materials	0	100 000	0	160 000
778 Electrical Machinery And Apparatus	0	26	0	120 782
LAINNYA	510	46 663	2 910	72 950
SUB TOTAL	723 485	13 663 835	443 568	23 904 195
MADAGASCAR				
551 Essential Oils, Perfumes, And Flavour Materials	40 000	283 837	540 978	4 160 119
075 Spices	4 000	121 598	181 200	1 872 482
841 Men's Coats/jackets, Not Knitted	282	2 506	14 796	133 533
222 Oil Seeds Use For Extraction Ofsoft Fixed Vegetable Oils	0	114 000	0	109 800
054 Vegetables, Fresh, Chilled, Frozen Or Simply Preserved	72 000	72 000	37 989	37 989
LAINNYA	24 285	70 806	31 461	156 206
SUB TOTAL	140 567	664 747	806 424	6 470 129
SOMALIA				
745 Other Non-electical Machinery, Tools, And Mechanical Apparatus	84	84	6 948	6 948
LAINNYA	0	0	0	0
SUB TOTAL	84	84	6 948	6 948
KENYA				
074 Tea And Mate	146 823	979 750	370 139	2 938 631
611 Leathers	17 666	176 877	176 803	1 904 996
523 Metallicsalts And Peroxysalts	730 286	9 959 881	135 103	1 870 195
292 Crude Vegetable Materials	0	614 239	0	999 773
265 Vegetable Textile Fibres,raw Or Processed;waste Of These Fibres	168 000	364 000	240 240	521 080
LAINNYA	168 000	608 645	128 472	1 061 026
SUB TOTAL	1 230 775	12 703 392	1 050 757	9 295 701
REUNION				
251 Pulp And Waste Paper	0	6 225 205	0	1 212 785
745 Other Non-electical Machinery, Tools, And Mechanical Apparatus	0	761	0	105 352
727 Food Processing Machines And Parts	0	313	0	66 435
232 Synthetic Rubber Latex, Synthetic/reclaimed Rubber	0	1 366 763	0	57 623
747 Taps, Cocks, And Valves For Pipes	0	248	0	39 493
LAINNYA	0	531	0	39 395
SUB TOTAL	0	7 593 821	0	1 521 083
MOZAMBIQUE				
263 Cotton	1 466 803	15 298 242	2 781 957	28 816 692
222 Oil Seeds Use For Extraction Ofsoft Fixed Vegetable Oils	1 318 500	9 546 021	1 307 984	9 664 838
121 Tobacco, Unmanufactured And Refused	17 820	50 707	104 891	297 621
251 Pulp And Waste Paper	0	198 550	0	109 203

**I.6 IM POR KOM ODITI MENURUT NEGARA ASAL / IMPORT BY COUNTRY OF ORIGIN
DAN LIM A GOLONGAN BARANG (SITC) UTAMA / AND FIVE MAJOR SITC COMMODITY GROUP
** AGUSTUS / AUGUST 2013 ****

Negara Asal/ SITC/ Uraian Golongan Barang <i>Country of Origin/ SITC/ group Description</i>	Berat Bersih / <i>Net Weight (Kg)</i>		Nilai CIF / <i>CIF Value (US\$)</i>	
	Bulan ini <i>Current month</i>	Kumulatif <i>Cum. Jan to date</i>	Bulan ini <i>Current month</i>	Kumulatif <i>Cum. Jan to date</i>
265 Vegetable Textile Fibres,raw Or Processed;waste Of These Fibres LAINNYA	55 700 21 422	55 700 37 822	70 182 54 412	70 182 71 632
SUB TOTAL	2 880 245	25 187 042	4 319 426	39 030 168
BOTSWANA				
658 Made-up Articles, Wholly/chiefly Of Textile Materials	0	87	0	1 859
699 Manufactures Of Base Metals	0	7	0	65
656 Tulle,lace,embroidery,ribbons,trimmings And Other Small Wares	0	8	0	14
892 Printed Matter	0	6	0	8
893 Article Of Plastics	0	1	0	1
LAINNYA	0	0	0	0
SUB TOTAL	0	109	0	1 947
TOGO				
263 Cotton	49 970	3 622 489	103 556	7 033 827
282 Waste And Scrap Metal Of Iron/steel	722 840	5 392 940	288 043	2 077 582
001 Live Animals Other Than Fish	0	296	0	4 467
772 Electrical Apparatus For Making And Breaking Electrical Circuits	0	18	0	1 128
LAINNYA	0	0	0	0
SUB TOTAL	772 810	9 015 743	391 599	9 117 004
GHANA				
072 Cocoa	1 950 000	7 600 000	4 805 583	19 210 442
263 Cotton	342 258	1 689 630	682 866	3 363 465
685 Lead	150 120	446 500	296 989	944 064
288 Non-ferrous Base Metal Waste And Scraps	0	22 030	0	35 248
248 Wood, simply Worked And Railway Sleeper Of Wood	0	11 000	0	9 947
LAINNYA	304	385	6 414	12 116
SUB TOTAL	2 442 682	9 769 545	5 791 852	23 575 282
LIBERIA				
759 Parts And Accessories For Machine Of Heading 751 Or 752	1	1	65	65
LAINNYA	0	0	0	0
SUB TOTAL	1	1	65	65
GUINEA				
685 Lead	0	80 500	0	163 817
LAINNYA	0	0	0	0
SUB TOTAL	0	80 500	0	163 817
ANGOLA				
333 Petroleum Oil, Crude	0	124 777 000	0	104 384 500
744 Mechanical Handling Equipments And Parts	0	381 387	0	1 526 145
737 Metalworking Machinery And Parts	0	44 567	0	190 310
679 Tubes, Pipes, Hollow Profile, Pipe Fitting Of Iron/steel	0	11 708	0	55 012
743 Pumps, Compressors, Fans, Blowers, Centrifuges, And Parts	0	7 078	0	26 602
LAINNYA	251	32 896	20 873	168 128
SUB TOTAL	251	125 254 636	20 873	106 350 697
CONGO				
248 Wood, simply Worked And Railway Sleeper Of Wood	0	250 138	0	225 272
685 Lead	0	24 850	0	53 428
874 Measuring, Checking, Analysing, And Controlling Instrument And Appar	0	90	0	5 349
743 Pumps, Compressors, Fans, Blowers, Centrifuges, And Parts	0	22	0	1 346
892 Printed Matter	0	5	0	148
LAINNYA	4	5	6	42
SUB TOTAL	4	275 110	6	285 585
CAMEROON				
263 Cotton	407 987	2 577 087	821 204	5 044 413
072 Cocoa	25 380	1 807 655	63 831	4 382 396

**I.6 IM POR KOM ODITI M ENURUT NEGARA ASAL/ IMPORT BY COUNTRY OF ORIGIN
DAN LIMA GOLONGAN BARANG (SITC) UTAMA / AND FIVE MAJOR SITC COMMODITY GROUP
** AGUSTUS/ AUGUST 2013 ****

Negara Asal/ SITC/ Uraian Golongan Barang <i>Country of Origin/ SITC/ group Description</i>	Berat Bersih / <i>Net Weight (Kg)</i>		Nilai CIF / <i>CF Value (US\$)</i>	
	Bulan ini <i>Current month</i>	Kumulatif <i>Cum. Jan to date</i>	Bulan ini <i>Current month</i>	Kumulatif <i>Cum. Jan to date</i>
248 Wood, simply Worked And Railway Sleeper Of Wood	112 884	2 159 840	78 594	1 677 685
685 Lead	0	101 220	0	220 559
653 Fabrics, Woven, Of Man-made Fibres	1 750	10 955	11 147	108 858
LAINNYA	72	129 911	1 317	102 088
SUB TOTAL	548 073	6 786 668	976 093	11 535 999
NIGERIA				
333 Petroleum Oil, Crude	261 026 000	2 274 090 533	214 039 320	1 903 007 558
342 Liquefied Propane And Butane	0	32 108 887	0	31 620 832
263 Cotton	684 969	11 119 751	1 389 134	19 378 399
684 Aluminium	0	1 197 354	0	2 157 538
611 Leathers	20 484	145 961	197 569	1 437 311
LAINNYA	82 886	1 514 505	165 992	2 624 692
SUB TOTAL	261 814 339	2 320 176 991	215 792 015	1 960 226 330
SIERRA LEONE				
248 Wood, simply Worked And Railway Sleeper Of Wood	0	20 680	0	25 179
772 Electrical Apparatus For Making And Breaking Electrical Circuits	0	399	0	16 677
764 Telecommunication Equipments And Parts	52	52	9 236	9 236
759 Parts And Accessories For Machine Of Heading 751 Or 752	0	107	0	7 950
746 Ball Or Roller Bearings	0	5	0	933
LAINNYA	0	50	0	620
SUB TOTAL	52	21 293	9 236	60 595
GABON				
873 Meters And Counters	7 840	7 840	266 385	266 385
679 Tubes, Pipes, Hollow Profile, Pipe Fitting Of Iron/steel	4 075	4 075	6 949	6 949
743 Pumps, Compressors, Fans, Blowers, Centrifuges, And Parts	0	108	0	6 336
716 Rotating Electric Plants And Parts	0	4	0	36
694 Nails, Screws, Nuts, Bolts, Rivets Of Iron/steel Or Copper	0	1	0	27
LAINNYA	0	0	0	0
SUB TOTAL	11 915	12 028	273 334	279 733
COTE D'IVOIRE				
263 Cotton	3 154 444	11 015 723	6 350 472	22 243 691
072 Cocoa	502 184	4 507 500	1 227 217	11 555 452
081 Feeding Stuff For Animals	0	5 000	0	82 500
248 Wood, simply Worked And Railway Sleeper Of Wood	0	36 576	0	34 683
764 Telecommunication Equipments And Parts	0	66	0	21 730
LAINNYA	162	162	550	550
SUB TOTAL	3 656 790	15 565 027	7 578 239	33 938 606
SENEGAL				
263 Cotton	198 652	1 095 331	385 399	2 231 851
282 Waste And Scrap Metal Of Iron/steel	0	1 465 705	0	563 147
716 Rotating Electric Plants And Parts	0	12 860	0	180 000
764 Telecommunication Equipments And Parts	0	33	0	12 506
743 Pumps, Compressors, Fans, Blowers, Centrifuges, And Parts	0	2 157	0	3 184
LAINNYA	0	297	0	2 063
SUB TOTAL	198 652	2 576 383	385 399	2 992 751
MAURITANIA				
282 Waste And Scrap Metal Of Iron/steel	0	1 549 535	0	635 731
776 Thermionic, Cold Cathode, And Photo Cathode Valves/tubes	0	8	0	550
893 Article Of Plastics	0	1	0	2
LAINNYA	0	0	0	0
SUB TOTAL	0	1 549 544	0	636 283
MALI				
263 Cotton	2 922 067	13 546 129	6 344 509	27 213 865
726 Printing/book Binding Machinery And Parts	0	180	0	133 300
772 Electrical Apparatus For Making And Breaking Electrical Circuits	0	164	0	10 032
682 Copper	0	25	0	1 754

I.6 IM POR KOM ODITI MENURUT NEGARA ASAL / IMPORT BY COUNTRY OF ORIGIN
DAN LIM A GOLONGAN BARANG (SITC) UTAMA / AND FIVE MAJOR SITC COMMODITY GROUP
**** AGUSTUS / AUGUST 2013 ****

Negara Asal/ SITC/ Uraian Golongan Barang <i>Country of Origin/ SITC/ group Description</i>	Berat Bersih / <i>Net Weight (Kg)</i>		Nilai CIF / <i>CIF Value (US\$)</i>	
	Bulan ini <i>Current month</i>	Kumulatif <i>Cum. Jan to date</i>	Bulan ini <i>Current month</i>	Kumulatif <i>Cum. Jan to date</i>
776 Thermionic, Cold Cathode, And Photo Cathode Valves/tubes	0	27	0	1 312
LAINNYA	0	3	0	75
SUB TOTAL	2 922 067	13 546 528	6 344 509	27 360 338
BENIN				
263 Cotton	322 622	7 678 131	654 186	15 257 621
057 Fruit And Nut; Fresh Or Dried	0	505 020	0	517 646
282 Waste And Scrap Metal Of Iron/steel	483 940	1 271 380	193 576	496 741
845 Articles Of Apparel	0	123	0	2 725
844 Women's Coats/jackets, Knitted	0	3	0	48
LAINNYA	0	0	0	0
SUB TOTAL	806 562	9 454 657	847 762	16 274 781
BURKINA FASO				
263 Cotton	2 405 166	24 543 663	4 820 413	47 399 976
694 Nails, Screws, Nuts, Bolts, Rivets Of Iron/steel Or Copper	0	2	0	957
741 Heating And Cooling Equipments And Parts	0	60	0	426
LAINNYA	0	0	0	0
SUB TOTAL	2 405 166	24 543 725	4 820 413	47 401 359
GUINEA BISSAU				
222 Oil Seeds Use For Extraction Ofsoft Fixed Vegetable Oils	0	16 845	0	18 530
LAINNYA	0	0	0	0
SUB TOTAL	0	16 845	0	18 530
GAMBIA				
695 Tools For Used In The Hand Or In Machines	0	3	0	31
LAINNYA	0	0	0	0
SUB TOTAL	0	3	0	31
U.S. VIRGIN ISLANDS				
682 Copper	0	203 325	0	965 795
582 Plates, Sheets, And Film Of Plastics	0	664	0	40 706
851 Footwears	0	45	0	2 070
642 Paper And Paperboard Cut To Size/shape And Article Of Papers	0	8	0	1 158
813 Lighting Fixtures And Fittings	0	23	0	1 105
LAINNYA	0	47	0	2 879
SUB TOTAL	0	204 112	0	1 013 713
SEYCHELLES				
733 Machine Tool For Working Metals	0	27 371	0	411 747
731 Machine Tools By Removing Metal	0	12 481	0	187 956
872 Medical Instruments And Appliances	0	444	0	75 365
741 Heating And Cooling Equipments And Parts	0	3 736	0	56 203
112 Alcoholic Beverages	0	5 280	0	16 956
LAINNYA	0	14 416	0	36 239
SUB TOTAL	0	63 728	0	784 466
UGANDA				
263 Cotton	0	8 619 719	0	16 320 930
611 Leathers	29 724	90 966	331 708	945 701
728 Other Machines And Equipment Specialized For Particular Industry	0	423	0	5 025
278 Other Crude Minerals	2	2	57	57
772 Electrical Apparatus For Making And Breaking Electrical Circuits	0	4	0	5
LAINNYA	0	0	0	0
SUB TOTAL	29 726	8 711 114	331 765	17 271 718
CENTRAL AFRICAN REPUBLIC				
263 Cotton	347 927	4 953 588	727 026	9 958 786
675 Flat Rolled Products And Alloy Steels	16 126	16 126	93 531	93 531
248 Wood, simply Worked And Railway Sleeper Of Wood	0	96 040	0	81 586
LAINNYA	0	0	0	0
SUB TOTAL	364 053	5 065 754	820 557	10 133 903
NIGER				
773 Equipment For Distributing Electricity	0	3 240	0	156 668

**I.6 IM POR KOM ODITI M ENURUT NEGARA ASAL/ IMPORT BY COUNTRY OF ORIGIN
DAN LIMA GOLONGAN BARANG (SITC) UTAMA / AND FIVE MAJOR SITC COMMODITY GROUP
** AGUSTUS/ AUGUST 2013 ****

Negara Asal/ SITC/ Uraian Golongan Barang <i>Country of Origin/ SITC/ group Description</i>	Berat Bersih / <i>Net Weight (Kg)</i>		Nilai CIF / <i>CF Value (US\$)</i>	
	Bulan ini <i>Current month</i>	Kumulatif <i>Cum. Jan to date</i>	Bulan ini <i>Current month</i>	Kumulatif <i>Cum. Jan to date</i>
071 Coffee And Coffee Substitutes	0	11 743	0	37 856
778 Electrical Machinery And Apparatus	0	5 529	0	26 284
673 Flat Rolled Products, Not Clad	0	956	0	5 569
723 Civil Engineering And Contractor Plants And Equipments/ parts	0	148	0	4 708
LAINNYA	200	471	1 802	4 482
SUB TOTAL	200	22 087	1 802	235 567
CHAD				
263 Cotton	99 903	1 788 616	202 628	3 583 362
292 Crude Vegetable Materials	0	3 000	0	9 420
676 Iron/ steel Bars, Rods, Angels, Shaped And Sections	0	1 751	0	1 531
LAINNYA	0	0	0	0
SUB TOTAL	99 903	1 793 367	202 628	3 594 313
DJIBOUTI				
054 Vegetables, Fresh, Chilled, Frozen Or Simply Preserved	0	474 000	0	329 961
LAINNYA	0	0	0	0
SUB TOTAL	0	474 000	0	329 961
SAINT HELENA				
334 Petroleum Products, Refined	0	84 000	0	136 080
725 Papermill/ pulp mill Machinery And Paper Cutting Machines	0	11 460	0	10 473
582 Plates, Sheets, And Film Of Plastics	0	24	0	1 824
899 Other Miscellaneous Manufactured Articles	0	528	0	1 338
699 Manufactures Of Base Metals	0	230	0	530
LAINNYA	0	29	0	859
SUB TOTAL	0	96 271	0	151 104
SAO TOME AND PRINCIPE				
899 Other Miscellaneous Manufactured Articles	0	97	0	3 313
699 Manufactures Of Base Metals	0	8	0	64
784 Parts And Accessories Of The Motor Vehicles	0	1	0	40
LAINNYA	0	0	0	0
SUB TOTAL	0	106	0	3 417
SWAZILAND				
724 Textile/leather Machinery And Parts	0	127 738	0	455 768
726 Printing/ book Binding Machinery And Parts	2 826	5 726	16 344	436 956
778 Electrical Machinery And Apparatus	2	1 620	52	383 195
733 Machine Tool For Working Metals	0	10 055	0	306 297
731 Machine Tools By Removing Metal	0	3 820	0	143 735
LAINNYA	893	827 183	188 915	923 346
SUB TOTAL	3 721	976 142	205 311	2 649 297
SOUTH AFRICA				
251 Pulp And Waste Paper	17 680 243	212 568 792	16 003 906	182 734 106
684 Alumunium	7 427 347	50 289 876	15 291 771	107 599 273
522 Inorganic Chemical Elements, Oxides And Halogen Salts	15 324 101	44 818 140	12 374 029	38 630 585
061 Sugar, Molasses, And Honey	52 297 000	52 297 000	25 365 656	25 365 656
282 Waste And Scrap Metal Of Iron/ steel	5 296 325	40 886 790	2 031 828	16 740 809
LAINNYA	2 997 230	33 894 573	5 622 633	69 940 388
SUB TOTAL	101 022 246	434 755 171	76 689 823	441 010 817
ZIMBABWE				
121 Tobacco, Unmanufactured And Refused	419 160	1 697 270	482 946	8 998 435
263 Cotton	98 131	2 962 764	200 116	5 544 185
LAINNYA	0	0	0	0
SUB TOTAL	517 291	4 660 034	683 062	14 542 620
ZAMBIA				
263 Cotton	491 860	2 435 613	969 289	4 530 082
LAINNYA	0	0	0	0
SUB TOTAL	491 860	2 435 613	969 289	4 530 082

**I.6 IM POR KOM ODITI MENURUT NEGARA ASAL / IMPORT BY COUNTRY OF ORIGIN
DAN LIM A GOLONGAN BARANG (SITC) UTAMA / AND FIVE MAJOR SITC COMMODITY GROUP
** AGUSTUS / AUGUST 2013 ****

Negara Asal/ SITC/ Uraian Golongan Barang <i>Country of Origin/ SITC/ group Description</i>	Berat Bersih / <i>Net Weight (Kg)</i>		Nilai CIF/ <i>CIF Value (US\$)</i>	
	Bulan ini <i>Current month</i>	Kumulatif <i>Cum. Jan to date</i>	Bulan ini <i>Current month</i>	Kumulatif <i>Cum. Jan to date</i>
MALAWI				
263 Cotton	0	1 850 092	0	3 178 704
121 Tobacco, Unmanufactured And Refused	172 620	373 987	1 196 037	2 356 138
LAINNYA	0	0	0	0
SUB TOTAL	172 620	2 224 079	1 196 037	5 534 842
COMOROS				
075 Spices	0	4 193	0	49 687
LAINNYA	0	0	0	0
SUB TOTAL	0	4 193	0	49 687
MAURITIUS				
075 Spices	0	74 404	0	669 636
776 Thermionic, Cold Cathode, And Photo Cathode Valves/tubes	172	6 652	134 062	645 096
845 Articles Of Apparel	1 735	15 762	77 268	550 085
335 Residual Petroleum Products, And Related Materials	106 000	106 000	361 260	361 260
081 Feeding Stuff For Animals	161 140	161 140	268 437	268 437
LAINNYA	19 543	102 499	40 143	400 117
SUB TOTAL	288 590	466 457	881 170	2 894 631
RWANDA				
071 Coffee And Coffee Substitutes	0	36 000	0	78 840
655 Knitted Or Crocheted Fabrics	0	14	0	29
759 Parts And Accessories For Machine Of Heading 751 Or 752	0	1	0	3
LAINNYA	0	0	0	0
SUB TOTAL	0	36 015	0	78 872
VIRGIN ISLANDS (BRITISH)				
232 Synthetic Rubber Latex, Synthetic/ reclaimed Rubber	0	67 200	0	168 840
273 Stone, Sand And Gravel	0	244 920	0	133 492
231 Natural Rubber Latex;natural Rubber And Similar Natural Gums	0	40 320	0	113 702
657 Special Yarns;textile Fabrics	327	8 467	3 599	91 656
655 Knitted Or Crocheted Fabrics	0	2 647	0	33 738
LAINNYA	1 478	20 223	14 341	91 208
SUB TOTAL	1 805	383 777	17 940	632 636
OTHER AFRICA				
874 Measuring, Checking, Analysing, And Controlling Instrument And Appar	0	1 267	0	8 193
551 Essential Oils, Perfumes, And Flavour Materials	0	23	0	4 567
742 Pumps For Liquid And Parts	5	5	2 221	2 221
893 Article Of Plastics	0	101	0	718
LAINNYA	0	0	0	0
SUB TOTAL	5	1 396	2 221	15 699
AUSTRALIA				
041 Wheat And Meslin, Unmilled	251 208 367	2 841 272 107	87 024 493	1 046 741 648
001 Live Animals Other Than Fish	17 401 730	72 542 759	40 859 559	192 605 855
684 Alumunium	6 497 745	79 427 888	14 798 725	182 711 402
061 Sugar, Molasses, And Honey	44 266 242	325 336 426	20 664 109	177 114 380
263 Cotton	6 114 025	57 626 511	14 133 033	124 902 151
LAINNYA	360 154 174	2 693 651 558	137 829 641	1 434 697 817
SUB TOTAL	685 642 283	6 069 857 249	315 309 560	3 158 773 253
NEW ZEALAND				
022 Milk,cream, And Milk Products Other Than Butter Or Cheese	3 394 879	44 652 156	18 605 554	175 092 875
251 Pulp And Waste Paper	13 660 205	174 404 673	5 012 315	71 983 994
081 Feeding Stuff For Animals	5 789 811	67 415 150	4 271 452	49 627 054
023 Butter And Other Fats From Milk	996 793	8 916 022	5 415 080	39 266 280
024 Cheese And Curds	929 171	8 655 294	4 602 423	36 710 751
LAINNYA	14 796 196	117 635 382	15 628 490	151 153 838

**I.6 IMPOR KOMODITI MENURUT NEGARA ASAL / IMPORT BY COUNTRY OF ORIGIN
DAN LIMA GOLONGAN BARANG (SITC) UTAMA / AND FIVE MAJOR SITC COMMODITY GROUP
** AGUSTUS / AUGUST 2013 ****

Negara Asal/ SITC/ Uraian Golongan Barang <i>Country of Origin/ SITC/ group Description</i>	Berat Bersih / <i>Net Weight (Kg)</i>		Nilai CIF / <i>CF Value (US\$)</i>	
	Bulan ini <i>Current month</i>	Kumulatif <i>Cum. Jan to date</i>	Bulan ini <i>Current month</i>	Kumulatif <i>Cum. Jan to date</i>
SUB TOTAL	39 567 055	421 678 677	53 535 314	523 834 792
MICRONESIA, FED. STATES OF				
292 Crude Vegetable Materials	319	1 008	1 261	3 722
057 Fruit And Nut; Fresh Or Dried	2	6	6	14
LAINNYA	0	0	0	0
SUB TOTAL	321	1 014	1 267	3 736
GUAM				
122 Tobacco, Manufactured	0	1	0	30
LAINNYA	0	0	0	0
SUB TOTAL	0	1	0	30
NAURU				
741 Heating And Cooling Equipments And Parts	0	784	0	14 913
LAINNYA	0	0	0	0
SUB TOTAL	0	784	0	14 913
NEW CALEDONIA				
282 Waste And Scrap Metal Of Iron/steel	0	202 340	0	80 936
874 Measuring, Checking, Analysing, And Controlling Instrument And Appa	0	329	0	18 129
694 Nails, Screws, Nuts, Bolts, Rivets Of Iron/steel Or Copper	0	225	0	7 496
728 Other Machines And Equipment Specialized For Particular Industry	0	152	0	5 144
893 Article Of Plastics	0	172	0	3 545
LAINNYA	15	2 963	956	28 660
SUB TOTAL	15	206 181	956	143 910
NIUE				
772 Electrical Apparatus For Making And Breaking Electrical Circuits	0	3	0	315
LAINNYA	0	0	0	0
SUB TOTAL	0	3	0	315
SAINT VINCENT AND THE GRENADINES				
661 Lime,cement And Fabricated Construction Materials	0	20 978 000	0	1 468 460
771 Electric Power Machinery And Parts	0	34	0	3 430
LAINNYA	0	0	0	0
SUB TOTAL	0	20 978 034	0	1 471 890
WALLISAND FUTUNA ISLANDS				
723 Civil Engineering And Contractor Plants And Equipments/parts	0	1	0	1
LAINNYA	0	0	0	0
SUB TOTAL	0	1	0	1
AMERICAN SAMOA				
081 Feeding Stuff For Animals	0	691 735	0	835 986
263 Cotton	0	239 916	0	455 745
344 Petroleum Gases And Other Gas	0	6 110	0	409 059
723 Civil Engineering And Contractor Plants And Equipments/parts	0	33 342	0	344 277
592 Starches, Inulin, And Wheat Glutenal Buminoidal Substances; Glues	0	9 286	0	121 200
LAINNYA	6	207 001	35	358 978
SUB TOTAL	6	1 187 390	35	2 525 245
COOK ISLANDS				
662 Clay And Refactory Construction Materials	0	537 131	0	381 952
663 Mineral Manufactures	0	375	0	7 324
653 Fabrics, Woven, Of Man-made Fibres	0	289	0	4 823
699 Manufactures Of Base Metals	0	3 904	0	2 761
523 Metallicsalts And Peroxysalts	0	1 247	0	869
LAINNYA	0	1	0	50
SUB TOTAL	0	542 947	0	397 779

**I.6 IM POR KOM ODITI MENURUT NEGARA ASAL / IMPORT BY COUNTRY OF ORIGIN
DAN LIM A GOLONGAN BARANG (SITC) UTAMA / AND FIVE MAJOR SITC COMMODITY GROUP
** AGUSTUS / AUGUST 2013 ****

Negara Asal/ SITC/ Uraian Golongan Barang <i>Country of Origin/ SITC/ group Description</i>	Berat Bersih / <i>Net Weight (Kg)</i>		Nilai CIF / <i>CIF Value (US\$)</i>	
	Bulan ini <i>Current month</i>	Kumulatif <i>Cum. Jan to date</i>	Bulan ini <i>Current month</i>	Kumulatif <i>Cum. Jan to date</i>
FIJI				
034 Fish, Fresh, Chilled Or Frozen	0	261 927	0	880 838
081 Feeding Stuff For Animals	121 345	851 305	113 157	749 485
111 Non-alcoholic Beverages, Nes	71 300	186 800	67 470	184 455
685 Lead	22 360	66 320	50 086	145 713
282 Waste And Scrap Metal Of Iron/ steel	0	318 788	0	122 353
LAINNYA	1	204 793	31	60 267
SUB TOTAL	215 006	1 889 933	230 744	2 143 111
MARSHALL ISLANDS				
793 Ships, Boats, And Floating Structures	0	1 594 000	0	2 400 000
772 Electrical Apparatus For Making And Breaking Electrical Circuits	0	26	0	3 076
893 Article Of Plastics	0	29	0	522
LAINNYA	0	0	0	0
SUB TOTAL	0	1 594 055	0	2 403 598
SAMOA				
728 Other Machines And Equipment Specialized For Particular Industry	0	47 584	0	209 250
651 Textile Yarns	0	43 092	0	121 520
731 Machine Tools By Removing Metal	0	18 702	0	82 242
579 Waste And Scrap Of Plastics	0	93 888	0	75 092
034 Fish, Fresh, Chilled Or Frozen	0	14 872	0	70 642
LAINNYA	0	24 144	0	64 957
SUB TOTAL	0	242 282	0	623 703
SOLOMON ISLANDS				
072 Cocoa	150 000	780 000	332 413	1 844 272
081 Feeding Stuff For Animals	60 000	235 000	76 800	294 761
LAINNYA	0	0	0	0
SUB TOTAL	210 000	1 015 000	409 213	2 139 033
CHRISTMAS ISLANDS				
562 Fertilizers, Manufactured	13 800 000	26 800 000	2 139 000	4 284 000
851 Footwears	0	28	0	134
653 Fabrics, Woven, Of Man-made Fibres	0	6	0	27
656 Tulle,lace,embroidery,ribbons,trimmings And Other Small Wares	0	6	0	27
LAINNYA	0	0	0	0
SUB TOTAL	13 800 000	26 800 040	2 139 000	4 284 188
COCOS (KEELING) ISLANDS				
821 Furnitures And Parts	0	20 855	0	32 800
874 Measuring, Checking, Analysing, And Controlling Instrument And Appar	0	29	0	290
748 Transmission Shafts And Cranks	0	4	0	67
LAINNYA	0	0	0	0
SUB TOTAL	0	20 888	0	33 157
TOKELAU				
772 Electrical Apparatus For Making And Breaking Electrical Circuits	0	2 986	0	60 028
232 Synthetic Rubber Latex, Synthetic/ reclaimed Rubber	0	16 800	0	55 944
844 Women's Coats/ jackets, Knitted	0	95	0	4 486
784 Parts And Accessories Of The Motor Vehicles	0	717	0	1 083
845 Articles Of Apparel	7	28	248	1 031
LAINNYA	0	100	0	1 763
SUB TOTAL	7	20 726	248	124 335
EAST TIMOR				
071 Coffee And Coffee Substitutes	0	200 402	0	43 886
223 Oil Seeds Use For Extraction Of Other Fixed Vegetable Oils	0	29 928	0	16 584
737 Metalworking Machinery And Parts	61	61	3 115	3 115
057 Fruit And Nut; Fresh Or Dried	0	13 600	0	1 992
269 Old Clothing And Other Old Textile Articles; Rags	0	172	0	644
LAINNYA	0	0	0	0
SUB TOTAL	61	244 163	3 115	66 221

**I.6 IM POR KOM ODITI M ENURUT NEGARA ASAL / IM PORT BY COUNTRY OF ORIGIN
DAN LIM A GOLONGAN BARANG (SITC) UTAMA / AND FIVE MAJOR SITC COMMODITY GROUP
** AGUSTUS / AUGUST 2013 ****

Negara Asal/ SITC/ Uraian Golongan Barang <i>Country of Origin/ SITC/ group Description</i>	Berat Bersih / <i>Net Weight (Kg)</i>		Nilai CIF / <i>CF Value (US\$)</i>	
	Bulan ini <i>Current month</i>	Kumulatif <i>Cum. Jan to date</i>	Bulan ini <i>Current month</i>	Kumulatif <i>Cum. Jan to date</i>
UNITED STATES				
222 Oil Seeds Use For Extraction Ofsoft Fixed Vegetable Oils	96 590 892	1 086 911 474	61 592 068	671 725 397
791 Railway Vehicles And Associated Equipments	872 486	11 149 912	28 015 924	359 141 866
081 Feeding Stuff For Animals	56 793 712	518 881 367	38 201 760	355 712 653
263 Cotton	7 355 839	93 854 377	16 644 197	192 762 754
792 Aircraft And Associated Equipments And Parts	21 090	479 090	7 587 691	190 066 320
LAINNYA	316 868 195	2 210 456 475	457 676 624	4 260 166 597
SUB TOTAL	478 502 214	3 921 732 695	609 718 264	6 029 575 587
CANADA				
562 Fertilizers, Manufactured	78 060 000	1 063 942 955	32 785 200	459 793 726
041 Wheat And Meslin, Unmilled	85 750 000	954 468 815	33 337 393	394 460 151
251 Pulp And Waste Paper	27 965 632	294 879 784	20 777 006	202 955 111
792 Aircraft And Associated Equipments And Parts	68 128	138 744	31 002 547	112 744 629
723 Civil Engineering And Contractor Plants And Equipments/ parts	67 771	2 708 401	2 747 579	62 505 513
LAINNYA	7 860 822	133 275 025	18 801 879	219 565 885
SUB TOTAL	199 772 353	2 449 413 724	139 451 604	1 452 025 015
MEXICO				
764 Telecommunication Equipments And Parts	12 819	263 418	6 231 084	198 158 497
672 Ingots And Other Iron/steel In Primary Forms	0	99 815 525	0	51 090 726
282 Waste And Scrap Metal Of Iron/steel	4 597 410	90 855 920	1 838 337	38 871 522
579 Waste And Scrap Of Plastics	766 908	20 215 014	585 884	15 753 933
743 Pumps, Compressors, Fans, Blowers, Centrifuges, And Parts	108 479	834 391	1 567 142	11 443 278
LAINNYA	1 974 768	18 992 079	9 795 642	94 090 907
SUB TOTAL	7 460 384	230 976 347	20 018 089	409 408 863
GUATEMALA				
061 Sugar, Molasses, And Honey	6 137 285	11 137 285	3 117 127	5 656 627
845 Articles Of Apparel	266	909	12 431	41 561
292 Crude Vegetable Materials	0	6 000	0	36 000
551 Essential Oils, Perfumes, And Flavour Materials	0	67	0	12 348
844 Women's Coats/jackets, Knitted	8	234	298	10 625
LAINNYA	1 483	5 958	3 882	28 937
SUB TOTAL	6 139 042	11 150 453	3 133 738	5 786 098
HONDURAS				
211 Hides And Skins, Raw	183 450	183 450	336 203	336 203
554 Soap,cleansing And Polishing Preparations	5 281	26 288	50 398	266 531
773 Equipment For Distributing Electricity	0	6 378	0	198 150
251 Pulp And Waste Paper	0	612 369	0	153 092
288 Non-ferrous Base Metal Waste And Scraps	45 507	45 507	74 177	74 177
LAINNYA	353	1 427	30 217	114 785
SUB TOTAL	234 591	875 419	490 995	1 142 938
NICARAGUA				
791 Railway Vehicles And Associated Equipments	0	15 233	0	621 635
121 Tobacco, Unmanufactured And Refused	0	6 390	0	140 587
845 Articles Of Apparel	190	869	8 761	54 650
621 Materials Of Rubber	0	199	0	2 390
811 Prefabricated Buildings	0	1 437	0	2 226
LAINNYA	0	76	0	2 037
SUB TOTAL	190	24 204	8 761	823 525
PANAMA				
793 Ships, Boats, And Floating Structures	0	43 590 001	0	8 440 023
282 Waste And Scrap Metal Of Iron/steel	687 680	5 257 790	235 807	2 067 247
081 Feeding Stuff For Animals	0	908 430	0	1 005 740
713 Internal Combustion Piston Engines And Parts	0	7 800	0	143 930
288 Non-ferrous Base Metal Waste And Scraps	0	24 980	0	40 468
LAINNYA	6	61 666	382	212 875
SUB TOTAL	687 686	49 850 667	236 189	11 910 283
CUBA				
112 Alcoholic Beverages	0	2 990	0	11 014

**I.6 IM POR KOM ODITI MENURUT NEGARA ASAL / IMPORT BY COUNTRY OF ORIGIN
DAN LIMA GOLONGAN BARANG (SITC) UTAMA / AND FIVE MAJOR SITC COMMODITY GROUP
** AGUSTUS / AUGUST 2013 ****

Negara Asal/ SITC/ Uraian Golongan Barang <i>Country of Origin/ SITC/ group Description</i>	Berat Bersih / <i>Net Weight (Kg)</i>		Nilai CIF / <i>CIF Value (US\$)</i>	
	Bulan ini <i>Current month</i>	Kumulatif <i>Cum. Jan to date</i>	Bulan ini <i>Current month</i>	Kumulatif <i>Cum. Jan to date</i>
121 Tobacco, Unmanufactured And Refused LAINNYA	0 0	15 0	0 0	209 0
SUB TOTAL	0	3 005	0	11 223
CURACAO				
656 Tulle,lace,embroidery,ribbons,trimmings And Other Small Wares LAINNYA	5 0	5 0	30 0	30 0
SUB TOTAL	5	5	30	30
SURINAME				
074 Tea And Mate	0	5	0	985
784 Parts And Accessories Of The Motor Vehicles	0	6	0	199
749 Non-electric Parts And Accessories Of Machineries LAINNYA	0 0	1 0	0 0	19 0
SUB TOTAL	0	12	0	1 203
CHILE				
281 Iron Ore And Concentrates	159 065 820	463 697 820	30 787 592	81 262 205
682 Copper	499 884	4 841 367	3 665 234	36 934 796
251 Pulp And Waste Paper	1 382 533	27 893 563	896 648	18 043 111
057 Fruit And Nut; Fresh Or Dried	0	2 998 195	0	6 695 442
411 Animal Oils And Fats LAINNYA	419 140 2 655 326	3 484 070 21 789 326	678 206 2 747 560	6 261 130 22 282 751
SUB TOTAL	164 022 703	524 704 341	38 775 240	171 479 435
VENEZUELA				
541 Medicinal And Pharmaceutical Products	0	2 933	0	172 299
728 Other Machines And Equipment Specialized For Particular Industry	0	4 027	0	140 300
611 Leathers	0	79 120	0	82 594
893 Article Of Plastics	0	666	0	20 061
699 Manufactures Of Base Metals LAINNYA	0 0	703 52 651	0 0	15 731 36 668
SUB TOTAL	0	140 100	0	467 653
ARGENTINA				
081 Feeding Stuff For Animals	122 293 400	1 604 723 960	65 461 289	882 103 681
044 Maize, Unmilled	60 175 010	280 944 278	17 216 631	83 919 982
222 Oil Seeds Use For Extraction Ofsoft Fixed Vegetable Oils	509 460	73 008 730	323 053	44 133 552
022 Milk,cream, And Milk Products Other Than Butter Or Cheese	350 000	4 225 000	1 077 998	13 482 798
679 Tubes, Pipes, Hollow Profile, Pipe Fitting Of Iron/steel LAINNYA	81 645 2 189 558	7 446 458 26 470 818	200 149 5 539 928	11 938 865 40 639 549
SUB TOTAL	185 599 073	1 996 819 244	89 819 048	1 076 218 427
BRAZIL				
061 Sugar, Molasses, And Honey	0	630 552 841	0	330 215 749
081 Feeding Stuff For Animals	41 233 745	380 197 455	23 449 210	205 872 927
263 Cotton	3 333 608	84 122 769	6 651 599	165 061 197
672 Ingots And Other Iron/steel In Primary Forms	0	165 035 506	0	90 850 177
281 Iron Ore And Concentrates LAINNYA	0 78 243 848	452 596 523 302 312 253	0 50 849 135	82 271 413 333 827 477
SUB TOTAL	122 811 201	2 014 817 347	80 949 944	1 208 098 940
COLOMBIA				
542 Medicaments, Including Veterinary Medicaments	0	7 966	0	4 755 165
591 Disinfectants, Insecticides, And Fungicides Put In Forms	0	304 949	0	1 721 925
575 Other Plastics In Primary Forms	33 000	441 000	114 141	1 296 014
513 Carboxylic Acids,and Their Anhydrides,halides,peroxides	6 000	291 600	38 160	666 536
325 Coke And Semi Coke Of Coal/ lignite/ peat LAINNYA	0 51 608	1 330 375 1 771 686	0 76 584	538 802 2 172 961
SUB TOTAL	90 608	4 147 576	228 885	11 151 403
BOLIVIA				

**I.6 IM POR KOM ODITI M ENURUT NEGARA ASAL / IM PORT BY COUNTRY OF ORIGIN
DAN LIMA GOLONGAN BARANG (SITC) UTAMA / AND FIVE MAJOR SITC COMMODITY GROUP
** AGUSTUS / AUGUST 2013 ****

Negara Asal/ SITC/ Uraian Golongan Barang <i>Country of Origin/ SITC/ group Description</i>	Berat Bersih / <i>Net Weight (Kg)</i>		Nilai CIF / <i>CF Value (US\$)</i>	
	Bulan ini <i>Current month</i>	Kumulatif <i>Cum. Jan to date</i>	Bulan ini <i>Current month</i>	Kumulatif <i>Cum. Jan to date</i>
634 Veneers,plywood,improved/reconstituted Wood Worked	0	275	0	10 586
746 Ball Or Roller Bearings	0	128	0	8 787
893 Article Of Plastics	0	4	0	1 474
771 Electric Power Machinery And Parts	0	10	0	279
642 Paper And Paperboard Cut To Size/shape And Article Of Papers	0	4	0	18
LAINNYA	0	0	0	0
SUB TOTAL	0	421	0	21 144
URUGUAY				
251 Pulp And Waste Paper	0	13 370 698	0	9 160 242
248 Wood,simply Worked And Railway Sleeper Of Wood	547 749	3 878 230	330 317	2 178 164
222 Oil Seeds Use For Extraction Ofsoft Fixed Vegetable Oils	0	2 817 990	0	1 715 258
575 Other Plastics In Primary Forms	0	154 450	0	676 014
531 Synthetic Organic; Colouring Matter	0	139 403	0	466 791
LAINNYA	99 585	1 081 874	390 773	1 357 316
SUB TOTAL	647 334	21 442 645	721 090	15 553 785
PARAGUAY				
081 Feeding Stuff For Animals	0	59 488 355	0	33 392 789
222 Oil Seeds Use For Extraction Ofsoft Fixed Vegetable Oils	3 160 950	6 423 478	1 834 484	3 756 507
044 Maize, Unmilled	0	8 500 000	0	2 723 250
263 Cotton	257 498	1 435 772	523 690	2 664 188
611 Leathers	71 147	812 252	97 471	1 078 490
LAINNYA	1	22 315	5	121 883
SUB TOTAL	3 489 596	76 682 172	2 455 650	43 737 107
EQUADOR				
072 Cocoa	100 188	1 001 466	223 419	2 252 507
121 Tobacco, Unmanufactured And Refused	402	50 639	5 291	1 916 356
081 Feeding Stuff For Animals	0	260 555	0	560 721
747 Taps, Cocks, And Valves For Pipes	0	462	0	129 783
641 Papers And Paperboards	0	146 151	0	116 027
LAINNYA	48 379	433 320	11 026	326 390
SUB TOTAL	148 969	1 892 593	239 736	5 301 784
PERU				
562 Fertilizers, Manufactured	27 026 000	107 410 000	3 378 281	15 113 102
081 Feeding Stuff For Animals	468 425	6 251 668	853 929	11 845 672
057 Fruit And Nut; Fresh Or Dried	0	2 376 756	0	5 059 377
682 Copper	0	277 287	0	2 033 115
523 Metallicsalts And Peroxysalts	0	650 000	0	1 569 880
LAINNYA	386 046	1 317 209	277 840	2 413 291
SUB TOTAL	27 880 471	118 282 920	4 510 050	38 034 437
GUYANA				
278 Other Crude Minerals	0	710 470	0	436 939
892 Printed Matter	0	1	0	220
LAINNYA	0	0	0	0
SUB TOTAL	0	710 471	0	437 159
TRINIDAD AND TOBAGO				
282 Waste And Scrap Metal Of Iron/steel	20 230	860 670	6 069	258 201
288 Non-ferrous Base Metal Waste And Scraps	38 200	83 760	59 592	131 745
699 Manufactures Of Base Metals	0	29	0	10 529
579 Waste And Scrap Of Plastics	0	36 931	0	9 233
655 Knitted Or Crocheted Fabrics	0	347	0	3 778
LAINNYA	0	187	0	2 509
SUB TOTAL	58 430	981 924	65 661	415 995
BAHAMAS				
793 Ships, Boats, And Floating Structures	0	4 832 000	0	6 452 500
112 Alcoholic Beverages	0	2 857	0	11 228
892 Printed Matter	0	12	0	4 015

**I.6 IM POR KOM ODITI MENURUT NEGARA ASAL / IMPORT BY COUNTRY OF ORIGIN
DAN LIMA GOLONGAN BARANG (SITC) UTAMA / AND FIVE MAJOR SITC COMMODITY GROUP
** AGUSTUS / AUGUST 2013 ****

Negara Asal/ SITC/ Uraian Golongan Barang <i>Country of Origin/ SITC/ group Description</i>	Berat Bersih / <i>Net Weight (Kg)</i>		Nilai CIF / <i>CIF Value (US\$)</i>	
	Bulan ini <i>Current month</i>	Kumulatif <i>Cum. Jan to date</i>	Bulan ini <i>Current month</i>	Kumulatif <i>Cum. Jan to date</i>
LAINNYA	0	0	0	0
SUB TOTAL	0	4 834 869	0	6 467 743
JAMAICA				
743 Pumps, Compressors, Fans, Blowers, Centrifuges, And Parts	0	6 309	0	422 115
251 Pulp And Waste Paper	0	99 425	0	21 874
112 Alcoholic Beverages	0	1 237	0	9 493
071 Coffee And Coffee Substitutes	558	558	3 185	3 185
551 Essential Oils, Perfumes, And Flavour Materials	0	3	0	1 271
LAINNYA	0	4	0	21
SUB TOTAL	558	107 536	3 185	457 959
PUERTO RICO				
542 Medicaments, Including Veterinary Medicaments	3 236	11 331	878 432	2 868 724
515 Organo-inorganic And Heterocyclic Compounds	0	138	0	2 640 326
541 Medicinal And Pharmaceutical Products	0	3 301	0	1 358 089
282 Waste And Scrap Metal Of Iron/ steel	0	3 136 543	0	1 301 301
514 Nitrogen-function Compounds	0	100	0	521 416
LAINNYA	100	27 086	20 963	963 478
SUB TOTAL	3 336	3 178 499	899 395	9 653 334
BELIZE				
655 Knitted Or Crocheted Fabrics	1 250	72 580	17 829	787 323
686 Zinc	0	41 197	0	89 414
651 Textile Yarns	0	6 269	0	85 045
267 Other Man-made Fibres Suitable For Spinning And Waste	0	6 901	0	78 709
652 Cotton Fabrics, Woven	0	8 872	0	71 328
LAINNYA	0	168 501	0	188 480
SUB TOTAL	1 250	304 320	17 829	1 300 299
DOMINICAN REPUBLIC				
282 Waste And Scrap Metal Of Iron/ steel	0	3 060 380	0	1 310 604
211 Hides And Skins, Raw	100 270	170 880	195 750	350 690
121 Tobacco, Unmanufactured And Refused	0	12 084	0	319 815
851 Footwears	744	1 026	29 298	40 096
288 Non-ferrous Base Metal Waste And Scraps	0	18 790	0	38 520
LAINNYA	60	48 636	24 212	188 260
SUB TOTAL	101 074	3 311 796	249 260	2 247 985
EL SALVADOR				
061 Sugar, Molasses, And Honey	0	50 000 000	0	25 394 999
121 Tobacco, Unmanufactured And Refused	0	38 855	0	1 113 334
845 Articles Of Apparel	225	355	10 588	16 749
001 Live Animals Other Than Fish	0	890	0	16 259
892 Printed Matter	28	216	2 929	12 295
LAINNYA	1	2 014	22	20 191
SUB TOTAL	254	50 042 330	13 539	26 573 827
COSTA RICA				
061 Sugar, Molasses, And Honey	40 262 715	40 262 715	20 449 434	20 449 434
759 Parts And Accessories For Machine Of Heading 751 Or 752	68	4 760	41 439	1 829 052
223 Oil Seeds Use For Extraction Of Other Fixed Vegetable Oils	0	2 579	0	541 696
034 Fish, Fresh, Chilled Or Frozen	0	75 000	0	367 500
251 Pulp And Waste Paper	0	1 420 417	0	328 602
LAINNYA	3 387	624 050	115 902	1 343 094
SUB TOTAL	40 266 170	42 389 521	20 606 775	24 859 378
HAITI				
551 Essential Oils, Perfumes, And Flavour Materials	0	233	0	12 493
851 Footwears	0	126	0	4 806
845 Articles Of Apparel	0	41	0	2 497
843 Men's Coats/jackets, Knitted	0	7	0	265
695 Tools For Used In The Hand Or In Machines	0	14	0	169
LAINNYA	0	0	0	0
SUB TOTAL	0	421	0	20 230

**I.6 IM POR KOM ODITI M ENURUT NEGARA ASAL/ IMPORT BY COUNTRY OF ORIGIN
DAN LIMA GOLONGAN BARANG (SITC) UTAMA / AND FIVE MAJOR SITC COMMODITY GROUP
** AGUSTUS/ AUGUST 2013 ****

Negara Asal/ SITC/ Uraian Golongan Barang <i>Country of Origin/ SITC/ group Description</i>	Berat Bersih / <i>Net Weight (Kg)</i>		Nilai CIF / <i>CF Value (US\$)</i>	
	Bulan ini <i>Current month</i>	Kumulatif <i>Cum. Jan to date</i>	Bulan ini <i>Current month</i>	Kumulatif <i>Cum. Jan to date</i>
BARBADOS				
112 Alcoholic Beverages	0	591	0	4 345
759 Parts And Accessories For Machine Of Heading 751 Or 752	0	22	0	2 583
772 Electrical Apparatus For Making And Breaking Electrical Circuits	0	20	0	914
874 Measuring, Checking, Analysing, And Controlling Instrument And Apparatus	0	10	0	156
LAINNYA	0	0	0	0
SUB TOTAL	0	643	0	7 998
ANTIGUA AND BARBUDA				
793 Ships, Boats, And Floating Structures	4 989 000	4 989 000	2 500 000	2 500 000
746 Ball Or Roller Bearings	0	48	0	5 740
773 Equipment For Distributing Electricity	0	3	0	1 287
748 Transmission Shafts And Cranks	0	19	0	1 020
LAINNYA	0	0	0	0
SUB TOTAL	4 989 000	4 989 070	2 500 000	2 508 047
ANGUILLA				
893 Article Of Plastics	0	235	0	2 207
784 Parts And Accessories Of The Motor Vehicles	0	9	0	441
LAINNYA	0	0	0	0
SUB TOTAL	0	244	0	2 648
ARUBA				
892 Printed Matter	0	3	0	214 200
694 Nails, Screws, Nuts, Bolts, Rivets Of Iron/ steel Or Copper	0	1	0	2
LAINNYA	0	0	0	0
SUB TOTAL	0	4	0	214 202
BERMUDA				
342 Liquefied Propane And Butane	0	282 881 595	0	231 174 004
776 Thermionic, Cold Cathode, And Photo Cathode Valves/tubes	0	147	0	47 916
884 Optical Goods	0	59	0	19 247
772 Electrical Apparatus For Making And Breaking Electrical Circuits	0	31	0	9 929
743 Pumps, Compressors, Fans, Blowers, Centrifuges, And Parts	0	31	0	9 927
LAINNYA	0	235	0	10 869
SUB TOTAL	0	282 882 098	0	231 271 892
CAPE VERDE				
653 Fabrics, Woven, Of Man-made Fibres	0	464	0	5 491
764 Telecommunication Equipments And Parts	0	388	0	5 244
713 Internal Combustion Piston Engines And Parts	0	237	0	2 495
842 Women's Coats/jacket, Not Knitted	7	7	210	210
LAINNYA	0	0	0	0
SUB TOTAL	7	1 096	210	13 440
CAYMAN ISLANDS				
749 Non-electric Parts And Accessories Of Machineries	0	2	0	4 605
792 Aircraft And Associated Equipments And Parts	0	1	0	941
665 Glassware	0	4	0	95
LAINNYA	0	0	0	0
SUB TOTAL	0	7	0	5 641
DOMINICA				
251 Pulp And Waste Paper	0	370 360	0	92 590
841 Men's Coats/jackets, Not Knitted	0	108	0	6 345
842 Women's Coats/jacket, Not Knitted	0	68	0	5 167
874 Measuring, Checking, Analysing, And Controlling Instrument And Apparatus	0	34	0	3 028
743 Pumps, Compressors, Fans, Blowers, Centrifuges, And Parts	0	53	0	749
LAINNYA	0	218	0	417
SUB TOTAL	0	370 841	0	108 296
FALKLAND ISLANDS				
699 Manufactures Of Base Metals	0	30	0	1 508
629 Articles Of Rubbers	0	42	0	861
741 Heating And Cooling Equipments And Parts	0	24	0	485

**I.6 IM POR KOM ODITI MENURUT NEGARA ASAL / IMPORT BY COUNTRY OF ORIGIN
DAN LIM A GOLONGAN BARANG (SITC) UTAMA / AND FIVE MAJOR SITC COMMODITY GROUP
** AGUSTUS / AUGUST 2013 ****

Negara Asal/ SITC/ Uraian Golongan Barang <i>Country of Origin/ SITC/ group Description</i>	Berat Bersih / <i>Net Weight (Kg)</i>		Nilai CIF / <i>CIF Value (US\$)</i>	
	Bulan ini <i>Current month</i>	Kumulatif <i>Cum. Jan to date</i>	Bulan ini <i>Current month</i>	Kumulatif <i>Cum. Jan to date</i>
LAINNYA	0	0	0	0
SUB TOTAL	0	96	0	2 854
FRENCH POLYNESIA				
291 Crude Animal Materials	0	39 725	0	19 962
LAINNYA	0	0	0	0
SUB TOTAL	0	39 725	0	19 962
GREENLAND				
036 Crustaceans, Molluscs, And Aquatic Invertebrates	40 361	286 090	136 465	654 842
034 Fish, Fresh, Chilled Or Frozen	0	31 586	0	63 172
531 Synthetic Organic; Colouring Matter	0	488	0	1 081
232 Synthetic Rubber Latex, Synthetic/ reclaimed Rubber	0	233	0	633
894 Baby Carriages, Toys, Games, And Sporting Goods	1	1	1	1
LAINNYA	0	0	0	0
SUB TOTAL	40 362	318 398	136 466	719 729
GRENADA				
657 Special Yarns, textile Fabrics	0	35 378	0	50 782
743 Pumps, Compressors, Fans, Blowers, Centrifuges, And Parts	0	241	0	2 554
772 Electrical Apparatus For Making And Breaking Electrical Circuits	0	4	0	1 853
524 Other Inorganic Chemicals; chemical Compound Of Precious Metals	0	3	0	111
LAINNYA	0	0	0	0
SUB TOTAL	0	35 626	0	55 300
MARTINIQUE				
748 Transmission Shafts And Cranks	0	1	0	19
LAINNYA	0	0	0	0
SUB TOTAL	0	1	0	19
NETHERLANDS ANTILLES				
892 Printed Matter	0	81	0	2 489 903
737 Metalworking Machinery And Parts	0	83 482	0	979 528
597 Additive For Mineral Oils	0	33 946	0	97 053
334 Petroleum Products, Refined	0	33 203	0	87 724
641 Papers And Paperboards	0	1 714	0	20 852
LAINNYA	0	13 631	0	23 473
SUB TOTAL	0	166 057	0	3 698 533
NORFOLK ISLANDS				
598 Miscellaneous Chemical Products	0	94 800	0	583 524
248 Wood, simply Worked And Railway Sleeper Of Wood	0	36 418	0	10 828
LAINNYA	0	0	0	0
SUB TOTAL	0	131 218	0	594 352
SAN MARINO				
778 Electrical Machinery And Apparatus	0	592	0	15 467
721 Agricultural Machinery And Parts	0	60	0	1 718
LAINNYA	0	0	0	0
SUB TOTAL	0	652	0	17 185
TURKS AND CAICOS ISLANDS				
773 Equipment For Distributing Electricity	0	8	0	107
LAINNYA	0	0	0	0
SUB TOTAL	0	8	0	107
GUADELOUPE				
747 Taps, Cocks, And Valves For Pipes	0	2	0	406
LAINNYA	0	0	0	0
SUB TOTAL	0	2	0	406
SAINT KITTS AND NEVIS				

**I.6 IMPOR KOMODITI MENURUT NEGARA ASAL / IMPORT BY COUNTRY OF ORIGIN
DAN LIMA GOLONGAN BARANG (SITC) UTAMA / AND FIVE MAJOR SITC COMMODITY GROUP
** AGUSTUS / AUGUST 2013 ****

Negara Asal/ SITC/ Uraian Golongan Barang <i>Country of Origin/ SITC/ group Description</i>	Berat Bersih / <i>Net Weight (Kg)</i>		Nilai CIF / <i>CF Value (US\$)</i>	
	Bulan ini <i>Current month</i>	Kumulatif <i>Cum. Jan to date</i>	Bulan ini <i>Current month</i>	Kumulatif <i>Cum. Jan to date</i>
531 Synthetic Organic; Colouring Matter	0	3 131	0	13 838
641 Papers And Paperboards	0	769	0	4 714
LAINNYA	0	0	0	0
SUB TOTAL	0	3 900	0	18 552
UNITED KINGDOM				
251 Pulp And Waste Paper	18 645 525	219 393 351	3 669 549	45 285 793
282 Waste And Scrap Metal Of Iron/steel	6 353 880	73 810 409	2 532 120	31 593 004
781 Passenger Motor Cars	132 269	1 422 041	3 709 576	31 324 044
553 Perfumery, Cosmetics, And Toilet Preparations	53 257	955 066	2 312 355	26 998 831
716 Rotating Electric Plants And Parts	279 954	2 071 953	4 472 580	24 722 993
LAINNYA	9 978 007	83 165 952	81 778 677	570 514 068
SUB TOTAL	35 442 892	380 818 772	98 474 857	730 438 733
NETHERLANDS				
334 Petroleum Products, Refined	60 158 660	60 329 197	62 692 148	63 392 558
793 Ships, Boats, And Floating Structures	803 060	4 993 916	6 643 413	53 851 419
022 Milk,cream, And Milk Products Other Than Butter Or Cheese	1 733 572	14 332 629	4 952 200	49 239 188
098 Edible Products And Preparations	1 126 017	5 401 181	5 495 767	31 894 281
759 Parts And Accessories For Machine Of Heading 751 Or 752	8 575	70 786	4 770 005	27 106 050
LAINNYA	10 529 044	140 957 903	37 678 752	418 168 237
SUB TOTAL	74 358 928	226 085 612	122 232 285	643 651 733
FRANCE				
792 Aircraft And Associated Equipments And Parts	3 037	262 033	3 088 125	130 924 554
251 Pulp And Waste Paper	9 516 895	133 344 663	6 366 040	76 750 802
679 Tubes, Pipes, Hollow Profile, Pipe Fitting Of Iron/steel	2 669 751	27 371 870	8 317 564	69 083 340
553 Perfumery, Cosmetics, And Toilet Preparations	97 429	874 140	6 310 582	56 316 023
022 Milk,cream, And Milk Products Other Than Butter Or Cheese	3 436 590	24 513 915	8 711 913	55 317 697
LAINNYA	11 575 431	153 011 082	68 246 660	683 140 002
SUB TOTAL	27 299 133	339 377 703	101 040 884	1 071 532 418
GERMANY, FED. REP. OF				
679 Tubes, Pipes, Hollow Profile, Pipe Fitting Of Iron/steel	3 853 804	251 656 867	21 074 967	425 498 878
728 Other Machines And Equipment Specialized For Particular Industry	408 582	6 580 435	17 526 898	233 088 508
745 Other Non-electical Machinery, Tools, And Mechanical Apparatus	145 412	1 955 135	9 849 846	120 942 386
781 Passenger Motor Cars	1 123 945	7 704 398	17 782 244	109 191 775
744 Mechanical Handling Equipments And Parts	490 095	9 036 882	8 244 673	96 699 688
LAINNYA	44 390 788	514 712 019	207 395 877	2 055 900 715
SUB TOTAL	50 412 626	791 645 736	281 874 505	3 041 321 950
AUSTRIA				
776 Thermionic, Cold Cathode, And Photo Cathode Valves/tubes	14 588	113 494	5 681 678	40 887 015
641 Papers And Paperboards	1 027 581	16 502 475	2 183 417	26 748 654
716 Rotating Electric Plants And Parts	1 080	901 467	39 478	25 823 209
872 Medical Instruments And Appliances	0	93 464	0	19 810 450
728 Other Machines And Equipment Specialized For Particular Industry	57 810	590 782	1 976 083	17 711 036
LAINNYA	2 536 052	17 483 674	22 920 600	134 968 700
SUB TOTAL	3 637 111	35 685 356	32 801 256	265 949 064
BELGIUM				
515 Organo-inorganic And Heterocyclic Compounds	1 680 827	17 001 097	5 701 723	58 049 092
022 Milk,cream, And Milk Products Other Than Butter Or Cheese	875 000	10 389 975	3 460 150	35 214 204
251 Pulp And Waste Paper	5 102 440	86 442 700	990 645	17 670 361
541 Medicinal And Pharmaceutical Products	49 609	229 683	1 407 020	16 865 552
724 Textile/leather Machinery And Parts	84 072	1 089 270	1 468 922	15 036 343
LAINNYA	8 939 488	111 529 314	26 089 907	278 121 266
SUB TOTAL	16 731 436	226 682 039	39 118 367	420 956 818
SWITZERLAND				
714 Engines And Motors, Non-electric And Parts	8 362	131 564	8 546 492	68 706 194
533 Pigments, Paints, Varnishes, And Related Materials	125 981	805 712	3 584 557	24 789 927
728 Other Machines And Equipment Specialized For Particular Industry	108 228	480 868	4 761 071	24 424 997
724 Textile/leather Machinery And Parts	198 187	938 168	3 788 608	22 924 872
542 Medicaments, Including Veterinary Medicaments	50 358	224 346	2 212 270	22 264 509

**I.6 IM POR KOM ODITI MENURUT NEGARA ASAL / IMPORT BY COUNTRY OF ORIGIN
DAN LIM A GOLONGAN BARANG (SITC) UTAMA / AND FIVE MAJOR SITC COMMODITY GROUP
** AGUSTUS / AUGUST 2013 ****

Negara Asal/ SITC/ Uraian Golongan Barang <i>Country of Origin/ SITC/ group Description</i>	Berat Bersih / <i>Net Weight (Kg)</i>		Nilai CIF / <i>CIF Value (US\$)</i>	
	Bulan ini <i>Current month</i>	Kumulatif <i>Cum. Jan to date</i>	Bulan ini <i>Current month</i>	Kumulatif <i>Cum. Jan to date</i>
LAINNYA	2 604 393	28 333 547	28 180 912	294 230 263
SUB TOTAL	3 095 509	30 914 205	51 073 910	457 340 762
LUXEMBOURG				
723 Civil Engineering And Contractor Plants And Equipments/parts	36	1 322 316	1 380	5 777 059
676 Iron/steel Bars, Rods, Angels, Shaped And Sections	23 722	831 460	23 036	1 276 305
657 Special Yarns, textile Fabrics	898	69 727	10 658	940 393
772 Electrical Apparatus For Making And Breaking Electrical Circuits	39	17 215	2 089	829 274
749 Non-electric Parts And Accessories Of Machineries	191	9 463	14 327	701 589
LAINNYA	246 355	428 854	157 166	3 004 219
SUB TOTAL	271 241	2 679 035	208 656	12 528 839
MONACO				
542 Medicaments, Including Veterinary Medicaments	0	310	0	420 725
775 Household Type, Electrical/ non-electrical Equipments	0	7 842	0	223 620
514 Nitrogen-function Compounds	866	2 767	22 102	70 731
553 Perfumery, Cosmetics, And Toilet Preparations	65	951	4 967	65 147
523 Metallicsalts And Peroxysalts	0	1 366	0	31 678
LAINNYA	131	3 642	3 372	59 278
SUB TOTAL	1 062	16 878	30 441	871 179
DENMARK				
542 Medicaments, Including Veterinary Medicaments	6 291	56 660	2 770 055	24 063 038
598 Miscellaneous Chemical Products	97 048	988 956	902 422	16 039 284
022 Milk, cream, And Milk Products Other Than Butter Or Cheese	407 525	2 520 072	1 988 637	11 491 373
792 Aircraft And Associated Equipments And Parts	0	18 912	0	10 965 947
728 Other Machines And Equipment Specialized For Particular Industry	31 908	440 503	294 555	7 717 093
LAINNYA	3 022 442	17 976 014	5 658 462	67 708 945
SUB TOTAL	3 565 214	22 001 117	11 614 131	137 985 680
NORWAY				
562 Fertilizers, Manufactured	4 311 755	56 296 438	2 318 300	31 199 451
251 Pulp And Waste Paper	3 236 740	41 517 889	1 397 985	16 948 304
723 Civil Engineering And Contractor Plants And Equipments/parts	109 412	393 945	3 452 048	13 393 469
793 Ships, Boats, And Floating Structures	0	2 757 121	0	11 850 441
695 Tools For Used In The Hand Or In Machines	441	330 471	27 565	4 809 097
LAINNYA	1 188 320	9 252 109	4 247 013	53 357 947
SUB TOTAL	8 846 668	110 547 973	11 442 911	131 558 709
SWEDEN				
764 Telecommunication Equipments And Parts	41 038	779 080	11 663 639	287 865 815
251 Pulp And Waste Paper	2 239 560	74 923 312	1 539 454	70 069 928
782 Motor Vehicle For The Transportation Of Goods	831 779	4 792 003	8 978 727	51 480 348
641 Papers And Paperboards	4 378 949	35 081 507	4 797 282	39 392 833
334 Petroleum Products, Refined	1 674 560	11 657 447	2 404 250	16 152 356
LAINNYA	1 896 989	21 064 389	15 389 909	173 985 897
SUB TOTAL	11 062 875	148 297 738	44 773 261	638 947 177
FINLAND				
764 Telecommunication Equipments And Parts	4 677	129 165	962 388	89 830 253
641 Papers And Paperboards	1 579 534	21 126 673	1 771 704	20 593 289
741 Heating And Cooling Equipments And Parts	0	1 772 979	0	19 534 284
575 Other Plastics In Primary Forms	55 729	6 494 441	194 730	17 115 537
759 Parts And Accessories For Machine Of Heading 751 Or 752	39	11 015	1 975	16 976 076
LAINNYA	1 999 575	24 112 774	10 176 293	112 874 193
SUB TOTAL	3 639 554	53 647 047	13 107 090	276 923 632
IRELAND				
551 Essential Oils, Perfumes, And Flavour Materials	152 010	1 022 300	1 254 133	11 989 456
022 Milk, cream, And Milk Products Other Than Butter Or Cheese	542 375	3 412 368	2 203 085	11 014 771
515 Organo-inorganic And Heterocyclic Compounds	53	3 336	1 359 571	10 077 920
542 Medicaments, Including Veterinary Medicaments	1 136	17 748	480 354	7 289 177

**I.6 IM POR KOM ODITI M ENURUT NEGARA ASAL / IM PORT BY COUNTRY OF ORIGIN
DAN LIMA GOLONGAN BARANG (SITC) UTAMA / AND FIVE MAJOR SITC COMMODITY GROUP
** AGUSTUS / AUGUST 2013 ****

Negara Asal/ SITC/ Uraian Golongan Barang <i>Country of Origin/ SITC/ group Description</i>	Berat Bersih / <i>Net Weight (Kg)</i>		Nilai CIF / <i>CF Value (US\$)</i>	
	Bulan ini <i>Current month</i>	Kumulatif <i>Cum. Jan to date</i>	Bulan ini <i>Current month</i>	Kumulatif <i>Cum. Jan to date</i>
752 Automatic Data Processing Machines And Their Units	7 636	28 896	1 297 079	6 075 606
LAINNYA	136 963	9 917 725	2 542 345	27 727 787
SUB TOTAL	840 173	14 402 373	9 136 567	74 174 717
ITALY				
728 Other Machines And Equipment Specialized For Particular Industry	927 380	6 127 968	20 497 689	172 804 481
745 Other Non-electrical Machinery, Tools, And Mechanical Apparatus	144 575	1 148 710	5 284 903	76 497 013
747 Taps, Cocks, And Valves For Pipes	107 407	1 545 129	2 982 487	57 018 608
679 Tubes, Pipes, Hollow Profile, Pipe Fitting Of Iron/steel	2 334 023	18 078 341	6 623 734	46 451 196
724 Textile/leather Machinery And Parts	477 309	1 724 640	11 188 215	38 696 178
LAINNYA	12 923 751	283 427 037	68 604 024	733 093 426
SUB TOTAL	16 914 445	312 051 825	115 181 052	1 124 560 902
SPAIN				
792 Aircraft And Associated Equipments And Parts	5 027	55 902	1 063 719	80 324 560
679 Tubes, Pipes, Hollow Profile, Pipe Fitting Of Iron/steel	147 688	4 530 348	1 232 104	48 168 290
741 Heating And Cooling Equipments And Parts	763	1 313 567	7 571	25 290 060
533 Pigments, Paints, Varnishes, And Related Materials	1 282 557	12 570 938	2 262 541	17 813 590
784 Parts And Accessories Of The Motor Vehicles	94 429	1 018 930	1 428 873	14 349 945
LAINNYA	3 566 451	45 608 339	18 998 661	227 305 401
SUB TOTAL	5 096 915	65 098 024	24 993 469	413 251 846
PORTUGAL				
511 Hydrocarbon And Their Halogenated, Nitrated Derivatives	0	4 756 029	0	6 843 926
845 Articles Of Apparel	11 124	64 204	561 345	3 572 231
772 Electrical Apparatus For Making And Breaking Electrical Circuits	2 203	67 555	53 734	3 186 459
724 Textile/leather Machinery And Parts	522	16 031	88 962	1 644 376
842 Women's Coats/jacket, Not Knitted	2 267	15 874	156 263	1 379 552
LAINNYA	134 035	2 803 619	1 870 062	12 348 109
SUB TOTAL	150 151	7 723 312	2 730 366	28 974 653
ICELAND				
723 Civil Engineering And Contractor Plants And Equipments/parts	0	185	0	42 255
542 Medicaments, Including Veterinary Medicaments	1 101	1 101	36 612	36 612
411 Animal Oils And Fats	0	760	0	8 607
743 Pumps, Compressors, Fans, Blowers, Centrifuges, And Parts	0	87	0	5 318
581 Tubes, Pipes, And Hoses Of Plastics	0	480	0	4 848
LAINNYA	72	681	2 808	17 162
SUB TOTAL	1 173	3 294	39 420	114 802
MONTSERRAT				
657 Special Yarns, textile Fabrics	1 202	1 202	2 260	2 260
784 Parts And Accessories Of The Motor Vehicles	0	802	0	1 837
776 Thermionic, Cold Cathode, And Photo Cathode Valves/tubes	0	3	0	441
LAINNYA	0	0	0	0
SUB TOTAL	1 202	2 007	2 260	4 538
GREECE				
263 Cotton	0	17 072 322	0	32 082 678
251 Pulp And Waste Paper	9 456 590	77 713 432	1 922 417	16 114 058
121 Tobacco, Unmanufactured And Refused	15 840	1 401 170	111 355	7 548 600
522 Inorganic Chemical Elements, Oxides And Halogen Salts	160 000	960 000	280 320	1 705 120
273 Stone, Sand And Gravel	1 007 960	7 084 295	299 816	1 610 630
LAINNYA	411 382	3 988 998	376 758	5 696 143
SUB TOTAL	11 051 772	108 220 217	2 990 666	64 757 229
VATICAN CITY STATE				
747 Taps, Cocks, And Valves For Pipes	0	1	0	1
LAINNYA	0	0	0	0
SUB TOTAL	0	1	0	1

**I.6 IM POR KOM ODITI MENURUT NEGARA ASAL / IMPORT BY COUNTRY OF ORIGIN
DAN LIM A GOLONGAN BARANG (SITC) UTAMA / AND FIVE MAJOR SITC COMMODITY GROUP
** AGUSTUS / AUGUST 2013 ****

Negara Asal/ SITC/ Uraian Golongan Barang <i>Country of Origin/ SITC/ group Description</i>	Berat Bersih / <i>Net Weight (Kg)</i>		Nilai CIF / <i>CIF Value (US\$)</i>	
	Bulan ini <i>Current month</i>	Kumulatif <i>Cum. Jan to date</i>	Bulan ini <i>Current month</i>	Kumulatif <i>Cum. Jan to date</i>
ANDORRA				
723 Civil Engineering And Contractor Plants And Equipments/parts	0	963	0	615
893 Article Of Plastics	0	9	0	47
771 Electric Power Machinery And Parts	0	50	0	32
657 Special Yarns,textile Fabrics	0	4	0	19
813 Lighting Fixtures And Fittings	1	1	3	3
LAINNYA	0	2	0	2
SUB TOTAL	1	1 029	3	718
LIECHTENSTEIN				
772 Electrical Apparatus For Making And Breaking Electrical Circuits	1 444	9 891	58 504	404 813
533 Pigments, Paints, Varnishes, And Related Materials	0	15 207	0	102 557
699 Manufactures Of Base Metals	0	12	0	964
682 Copper	0	19	0	956
583 Monofilament And Rod Of Plastics	0	2	0	945
LAINNYA	0	0	0	0
SUB TOTAL	1 444	25 131	58 504	510 235
DEMOCRATIC REP. OF THE CONGO				
292 Crude Vegetable Materials	60 623	886 361	148 524	2 226 430
248 Wood, simply Worked And Railway Sleeper Of Wood	0	24 753	0	19 432
723 Civil Engineering And Contractor Plants And Equipments/parts	0	2 143	0	5 267
LAINNYA	0	0	0	0
SUB TOTAL	60 623	913 257	148 524	2 251 129
HUNGARY				
764 Telecommunication Equipments And Parts	196	63 516	9 934	48 818 639
752 Automatic Data Processing Machines And Their Units	297	27 589	43 997	5 514 145
541 Medicinal And Pharmaceutical Products	2 745	20 198	393 150	3 848 602
778 Electrical Machinery And Apparatus	8 867	157 318	206 044	3 742 089
772 Electrical Apparatus For Making And Breaking Electrical Circuits	50 441	73 116	1 704 894	2 988 974
LAINNYA	196 850	3 155 397	2 953 088	15 984 357
SUB TOTAL	259 396	3 497 134	5 311 107	80 896 806
POLAND				
022 Milk,cream, And Milk Products Other Than Butter Or Cheese	1 203 100	10 488 600	2 188 321	18 147 359
713 Internal Combustion Piston Engines And Parts	163 337	516 953	3 842 910	11 963 213
778 Electrical Machinery And Apparatus	226 531	1 260 580	1 312 641	8 730 173
515 Organo-inorganic And Heterocyclic Compounds	500 171	3 256 957	1 159 388	7 838 138
792 Aircraft And Associated Equipments And Parts	0	11 709	0	7 000 000
LAINNYA	1 415 565	19 189 540	4 983 784	44 093 925
SUB TOTAL	3 508 704	34 724 339	13 487 044	97 772 808
ROMANIA				
764 Telecommunication Equipments And Parts	4	6 806	4 293	3 426 467
728 Other Machines And Equipment Specialized For Particular Industry	0	63 711	0	2 304 285
786 Trailers And Other Vehicles, Not Motorized	0	5 900	0	1 762 748
842 Women's Coats/jacket, Not Knitted	4 418	37 304	197 044	1 689 466
711 Steam And Other Vapour Generating Boilers And Parts	0	115 276	0	1 671 000
LAINNYA	145 025	1 603 955	1 474 846	11 009 903
SUB TOTAL	149 447	1 832 952	1 676 183	21 863 869
BULGARIA				
121 Tobacco, Unmanufactured And Refused	233 176	1 232 139	1 807 114	6 645 423
772 Electrical Apparatus For Making And Breaking Electrical Circuits	7 865	107 389	252 470	3 346 140
891 Arms And Ammunitions	0	4 145	0	3 027 484
075 Spices	498 800	5 766 405	207 249	2 595 342
081 Feeding Stuff For Animals	101 920	404 920	603 925	1 743 142
LAINNYA	2 304 597	15 237 826	941 438	12 259 101
SUB TOTAL	3 146 358	22 752 824	3 812 196	29 616 632
SERBIA				
891 Arms And Ammunitions	0	1 618	0	535 710
748 Transmission Shafts And Cranks	0	373	0	2 721

**I.6 IMPOR KOMODITI MENURUT NEGARA ASAL / IMPORT BY COUNTRY OF ORIGIN
DAN LIMA GOLONGAN BARANG (SITC) UTAMA / AND FIVE MAJOR SITC COMMODITY GROUP
** AGUSTUS / AUGUST 2013 ****

Negara Asal/ SITC/ Uraian Golongan Barang <i>Country of Origin/ SITC/ group Description</i>	Berat Bersih / <i>Net Weight (Kg)</i>		Nilai CIF / <i>CF Value (US\$)</i>	
	Bulan ini <i>Current month</i>	Kumulatif <i>Cum. Jan to date</i>	Bulan ini <i>Current month</i>	Kumulatif <i>Cum. Jan to date</i>
746 Ball Or Roller Bearings	0	454	0	742
LAINNYA	0	0	0	0
SUB TOTAL	0	2 445	0	539 173
ALBANIA				
251 Pulp And Waste Paper	397 510	1 588 250	89 440	353 381
671 Pig Iron,spiegeleisen,sponge Iron, And Ferro-alloys	0	50 000	0	75 175
845 Articles Of Apparel	0	217	0	13 078
841 Men's Coats/jackets, Not Knitted	70	192	3 723	11 472
842 Women's Coats/jacket, Not Knitted	0	59	0	10 165
LAINNYA	63	436	2 921	11 991
SUB TOTAL	397 643	1 639 154	96 084	475 262
ARMENIA				
899 Other Miscellaneous Manufactured Articles	0	159	0	11 700
112 Alcoholic Beverages	0	724	0	6 082
061 Sugar, Molasses, And Honey	0	143	0	1 336
LAINNYA	0	0	0	0
SUB TOTAL	0	1 026	0	19 118
AZERBAIJAN				
333 Petroleum Oil, Crude	265 892 934	1 625 103 582	218 397 787	1 293 367 948
752 Automatic Data Processing Machines And Their Units	7	7	79	79
LAINNYA	0	0	0	0
SUB TOTAL	265 892 941	1 625 103 589	218 397 866	1 293 368 027
BELARUS				
562 Fertilizers, Manufactured	0	261 948 631	0	117 280 431
625 Rubber Tyre,tyre Cases,tyre Treads,inner Tubes, And Tyre Flaps	54 028	626 119	457 182	4 979 986
713 Internal Combustion Piston Engines And Parts	0	109	0	206 300
891 Arms And Ammunitions	0	235	0	192 000
743 Pumps, Compressors, Fans, Blowers, Centrifuges, And Parts	0	47	0	80 936
LAINNYA	536	3 482	23 126	241 926
SUB TOTAL	54 564	262 578 623	480 308	122 981 579
KAZAKHSTAN				
686 Zinc	0	3 312 346	0	7 109 584
685 Lead	0	2 390 276	0	5 880 192
778 Electrical Machinery And Apparatus	4	20	1 433	8 089
121 Tobacco, Unmanufactured And Refused	0	51	0	975
764 Telecommunication Equipments And Parts	0	2	0	82
LAINNYA	0	64	0	50
SUB TOTAL	4	5 702 759	1 433	12 998 972
KYRGYZSTAN				
598 Miscellaneous Chemical Products	1 100	11 652	11 799	154 604
291 Crude Animal Materials	0	20 925	0	137 776
641 Papers And Paperboards	0	155 293	0	130 446
575 Other Plastics In Primary Forms	0	43 030	0	112 737
772 Electrical Apparatus For Making And Breaking Electrical Circuits	0	2 692	0	75 935
LAINNYA	3 573	210 385	67 831	309 362
SUB TOTAL	4 673	443 977	79 630	920 860
MOLDOVA, REPUBLIC OF				
893 Article Of Plastics	0	40 553	0	340 889
842 Women's Coats/jacket, Not Knitted	787	3 530	25 951	124 658
845 Articles Of Apparel	681	3 744	21 426	111 394
844 Women's Coats/jackets, Knitted	722	2 953	22 755	87 410
831 Travel Goods	0	4 331	0	83 065
LAINNYA	17	2 991	976	96 481
SUB TOTAL	2 207	58 102	71 108	843 897
TAJKISTAN				
655 Knitted Or Crocheted Fabrics	210	210	1 644	1 644

**I.6 IMPOR KOMODITI MENURUT NEGARA ASAL / IMPORT BY COUNTRY OF ORIGIN
DAN LIMA GOLONGAN BARANG (SITC) UTAMA / AND FIVE MAJOR SITC COMMODITY GROUP
** AGUSTUS / AUGUST 2013 ****

Negara Asal/ SITC/ Uraian Golongan Barang <i>Country of Origin/ SITC/ group Description</i>	Berat Bersih / <i>Net Weight (Kg)</i>		Nilai CIF/ <i>CIF Value (US\$)</i>	
	Bulan ini <i>Current month</i>	Kumulatif <i>Cum. Jan to date</i>	Bulan ini <i>Current month</i>	Kumulatif <i>Cum. Jan to date</i>
772 Electrical Apparatus For Making And Breaking Electrical Circuits LAINNYA	0 0	17 0	0 0	875 0
SUB TOTAL	210	227	1 644	2 519
TURKMENISTAN				
263 Cotton	0	1 545 213	0	2 743 333
841 Men's Coats/jackets, Not Knitted	270	1 354	9 559	52 236
842 Women's Coats/jacket, Not Knitted	46	436	1 718	17 958
874 Measuring, Checking, Analysing, And Controlling Instrument And Appar	0	7	0	2 137
845 Articles Of Apparel LAINNYA	0 0	20 2	0 0	747 70
SUB TOTAL	316	1 547 032	11 277	2 816 481
UKRAINE				
672 Ingots And Other Iron/steel In Primary Forms	35 327	427 035 416	24 257	233 512 881
673 Flat Rolled Products, Not Clad	16 466 281	143 719 370	10 371 212	97 316 129
671 Pig Iron,spiegeleisen,sponge Iron, And Ferro-alloys	0	23 117 000	0	10 389 327
061 Sugar, Molasses, And Honey	0	30 850 000	0	5 836 275
522 Inorganic Chemical Elements, Oxides And Halogen Salts LAINNYA	0 1 417 964	6 074 579 20 312 298	0 5 006 627	4 039 595 16 445 899
SUB TOTAL	17 919 572	651 108 663	15 402 096	367 540 106
UZBEKISTAN				
713 Internal Combustion Piston Engines And Parts	149 999	979 444	1 892 890	12 440 150
251 Pulp And Waste Paper	0	156 900	0	289 637
263 Cotton	0	100 580	0	181 827
784 Parts And Accessories Of The Motor Vehicles	1	279	24	21 359
292 Crude Vegetable Materials LAINNYA	0 118	11 740 4 203	0 4 887	21 132 24 750
SUB TOTAL	150 118	1 253 146	1 897 801	12 978 855
LITHUANIA				
022 Milk,cream, And Milk Products Other Than Butter Or Cheese	0	1 649 000	0	2 296 061
562 Fertilizers, Manufactured	2 997 500	2 997 500	1 326 394	1 326 394
842 Women's Coats/jacket, Not Knitted	78	1 449	10 270	195 848
282 Waste And Scrap Metal Of Iron/steel	341 530	341 530	145 150	145 150
288 Non-ferrous Base Metal Waste And Scraps LAINNYA	0 5 055	67 040 118 547	0 46 103	109 494 490 079
SUB TOTAL	3 344 163	5 175 066	1 527 917	4 563 026
LATVIA				
282 Waste And Scrap Metal Of Iron/steel	526 720	5 225 900	237 024	2 277 742
764 Telecommunication Equipments And Parts	500	1 804	129 752	449 292
263 Cotton	0	194 061	0	412 858
784 Parts And Accessories Of The Motor Vehicles	74	4 900	3 151	109 259
288 Non-ferrous Base Metal Waste And Scraps LAINNYA	18 915 1 177	46 055 7 445	29 980 38 865	72 454 269 370
SUB TOTAL	547 386	5 480 165	438 772	3 590 975
ESTONIA				
641 Papers And Paperboards	26 685	571 365	24 817	611 444
764 Telecommunication Equipments And Parts	1 275	14 389	42 323	575 653
728 Other Machines And Equipment Specialized For Particular Industry	0	13 365	0	253 613
874 Measuring, Checking, Analysing, And Controlling Instrument And Appar	145	855	41 422	110 902
773 Equipment For Distributing Electricity LAINNYA	316 823	3 865 122 501	7 859 54 337	100 786 591 831
SUB TOTAL	29 244	726 340	170 758	2 244 229
GEORGIA				
523 Metallicsalts And Peroxysalts	0	507 500	0	2 283 750
672 Ingots And Other Iron/steel In Primary Forms	998 156	1 499 802	558 967	839 889
685 Lead	0	194 100	0	424 395
222 Oil Seeds Use For Extraction Ofsoft Fixed Vegetable Oils	0	201 677	0	222 954

**I.6 IMPOR KOMODITI MENURUT NEGARA ASAL / IMPORT BY COUNTRY OF ORIGIN
DAN LIMA GOLONGAN BARANG (SITC) UTAMA / AND FIVE MAJOR SITC COMMODITY GROUP
** AGUSTUS / AUGUST 2013 ****

Negara Asal/ SITC/ Uraian Golongan Barang <i>Country of Origin/ SITC/ group Description</i>	Berat Bersih / <i>Net Weight (Kg)</i>		Nilai CIF / <i>CF Value (US\$)</i>	
	Bulan ini <i>Current month</i>	Kumulatif <i>Cum. Jan to date</i>	Bulan ini <i>Current month</i>	Kumulatif <i>Cum. Jan to date</i>
728 Other Machines And Equipment Specialized For Particular Industry LAINNYA	0 1 244	1 768 208 643	0 51 235	161 800 658 831
SUB TOTAL	999 400	2 613 490	610 202	4 591 619
CROATIA				
791 Railway Vehicles And Associated Equipments	0	2 400	0	1 365 913
121 Tobacco, Unmanufactured And Refused	0	297 000	0	1 364 372
663 Mineral Manufactures	0	234 790	0	1 183 708
737 Metalworking Machinery And Parts	11 314	167 392	48 545	1 175 113
248 Wood, simply Worked And Railway Sleeper Of Wood LAINNYA	69 996 2 931	230 368 260 795	59 165 34 136	250 302 653 927
SUB TOTAL	84 241	1 192 745	141 846	5 993 335
BOSNIA AND HERZEGOVINA				
851 Footwears	0	561	0	98 081
248 Wood, simply Worked And Railway Sleeper Of Wood	22 060	66 660	13 884	41 474
694 Nails, Screws, Nuts, Bolts, Rivets Of Iron/ steel Or Copper	545	747	9 026	13 219
699 Manufactures Of Base Metals	6	125	429	9 209
743 Pumps, Compressors, Fans, Blowers, Centrifuges, And Parts LAINNYA	53 59	107 106	619 1 531	2 207 3 250
SUB TOTAL	22 723	68 306	25 489	167 440
MALTA				
542 Medicaments, Including Veterinary Medicaments	0	2 523	0	715 380
778 Electrical Machinery And Apparatus	0	1 173	0	170 656
579 Waste And Scrap Of Plastics	0	219 168	0	151 226
251 Pulp And Waste Paper	0	759 970	0	149 947
592 Starches, Inulin, And Wheat Glutenal Buminoidal Substances; Glues LAINNYA	0 2 401	30 720 7 566	0 49 362	132 403 166 260
SUB TOTAL	2 401	1 021 120	49 362	1 485 872
SLOVAKIA				
773 Equipment For Distributing Electricity	595	94 273	30 363	744 208
778 Electrical Machinery And Apparatus	10 837	51 170	66 896	643 043
772 Electrical Apparatus For Making And Breaking Electrical Circuits	1 178	10 815	21 099	578 791
784 Parts And Accessories Of The Motor Vehicles	9 674	58 273	68 280	473 717
764 Telecommunication Equipments And Parts LAINNYA	0 331 351	2 522 929 929	0 832 328	436 176 4 411 624
SUB TOTAL	353 635	1 146 982	1 018 966	7 287 559
SLOVENIA				
737 Metalworking Machinery And Parts	86 782	679 559	318 457	2 746 049
542 Medicaments, Including Veterinary Medicaments	241	5 530	151 084	2 106 315
541 Medicinal And Pharmaceutical Products	0	17 981	0	1 955 350
676 Iron/ steel Bars, Rods, Angels, Shaped And Sections	0	199 186	0	695 094
699 Manufactures Of Base Metals LAINNYA	2 790 38 559	56 223 591 444	95 503 499 485	690 395 3 455 888
SUB TOTAL	128 372	1 549 923	1 064 529	11 649 091
CZECH REPUBLIC				
251 Pulp And Waste Paper	11 931 034	65 624 298	10 573 172	57 128 256
744 Mechanical Handling Equipments And Parts	2 277	497 610	141 289	7 238 028
743 Pumps, Compressors, Fans, Blowers, Centrifuges, And Parts	34 577	327 112	606 410	5 679 121
772 Electrical Apparatus For Making And Breaking Electrical Circuits	15 473	146 012	727 738	5 367 527
514 Nitrogen-function Compounds LAINNYA	0 445 072	2 659 861 4 362 796	0 5 149 194	5 296 410 38 785 146
SUB TOTAL	12 428 433	73 617 689	17 197 803	119 494 488
SOUTH GEORGIA AND THE SOUTH SA				
682 Copper	0	15	0	983
899 Other Miscellaneous Manufactured Articles	0	53	0	540
784 Parts And Accessories Of The Motor Vehicles	0	7	0	272
635 Wood Manufactures	0	16	0	47
772 Electrical Apparatus For Making And Breaking Electrical Circuits	0	4	0	16

**I.6 IM POR KOM ODITI MENURUT NEGARA ASAL / IMPORT BY COUNTRY OF ORIGIN
DAN LIMA GOLONGAN BARANG (SITC) UTAMA / AND FIVE MAJOR SITC COMMODITY GROUP
** AGUSTUS / AUGUST 2013 ****

Negara Asal/ SITC/ Uraian Golongan Barang <i>Country of Origin/ SITC/ group Description</i>	Berat Bersih / <i>Net Weight (Kg)</i>		Nilai CIF / <i>CIF Value (US\$)</i>	
	Bulan ini <i>Current month</i>	Kumulatif <i>Cum. Jan to date</i>	Bulan ini <i>Current month</i>	Kumulatif <i>Cum. Jan to date</i>
LAINNYA	0	0	0	0
SUB TOTAL	0	95	0	1 858
REP. OF MACEDONIA				
791 Railway Vehicles And Associated Equipments	0	1 531	0	75 614
842 Women's Coats/jacket, Not Knitted	41	297	1 525	37 352
121 Tobacco, Unmanufactured And Refused	0	4 274	0	29 035
841 Men's Coats/jackets, Not Knitted	0	139	0	18 093
845 Articles Of Apparel	0	97	0	9 105
LAINNYA	6	201	391	8 238
SUB TOTAL	47	6 539	1 916	177 437
FAEROE ISLANDS				
653 Fabrics, Woven, Of Man-made Fibres	0	8	0	39
743 Pumps, Compressors, Fans, Blowers, Centrifuges, And Parts	0	1	0	10
LAINNYA	0	0	0	0
SUB TOTAL	0	9	0	49
RUSSIA FEDERATION				
672 Ingots And Other Iron/steel In Primary Forms	90 295 256	1 564 170 461	44 616 278	803 894 776
792 Aircraft And Associated Equipments And Parts	0	365 787	0	428 965 562
333 Petroleum Oil, Crude	0	166 653 675	0	207 210 648
334 Petroleum Products, Refined	102 080	117 655 817	112 288	112 477 747
278 Other Crude Minerals	2 344 500	76 725 378	1 517 077	47 876 112
LAINNYA	24 848 004	326 145 261	17 180 548	200 454 488
SUB TOTAL	117 589 840	2 251 716 379	63 426 191	1 800 879 333
SERBIA				
122 Tobacco, Manufactured	0	967	0	24 272
699 Manufactures Of Base Metals	644	644	11 727	11 727
775 Household Type, Electrical/non-electrical Equipments	0	295	0	7 699
772 Electrical Apparatus For Making And Breaking Electrical Circuits	0	127	0	6 149
872 Medical Instruments And Appliances	0	41	0	4 778
LAINNYA	626	2 543	8 496	15 377
SUB TOTAL	1 270	4 617	20 223	70 002
MONTENEGRO				
288 Non-ferrous Base Metal Waste And Scraps	0	20 980	0	156 985
748 Transmission Shafts And Cranks	0	6	0	27
LAINNYA	0	0	0	0
SUB TOTAL	0	20 986	0	157 012

**I.7 IM POR KOM ODITI TERTENTU M ENURUT NEGARA ASAL UTAMA
CERTAIN COM M ODITIES IM PORT BY MAIN COUNTRY OF ORIGIN**

** AGUSTUS / AUGUST 2013 **

Komoditi <i>Commodity</i>	Negara Asal <i>Country of Origin</i>	Berat Bersih / <i>Net Weight (Kg)</i>		Nilai CIF / <i>CIF Value (US\$)</i>	
		Bulan ini <i>Current month</i>	Kumulatif <i>Cum. Jan to date</i>	Bulan ini <i>Current month</i>	Kumulatif <i>Cum. Jan to date</i>
Beras					
	VIET NAM	6 925 000	103 264 575	4 196 500	57 051 914
	THAILAND	11 530 000	67 388 575	7 818 553	44 258 430
	PAKISTAN	4 015 000	67 463 000	1 521 940	26 819 435
	INDIA	11 991 750	52 830 028	4 880 632	22 694 670
	MYANMAR (FORM. BURMA)	1 000 000	9 225 000	345 000	3 187 750
	LAINNYA	356 022	2 536 216	369 830	2 319 920
	Sub Total	35 817 772	302 707 394	19 132 455	156 332 119
Jagung					
	INDIA	51 726 585	1 383 184 181	15 454 667	414 560 964
	ARGENTINA	60 175 010	280 944 278	17 216 631	83 919 982
	BRAZIL	70 487 950	120 283 730	20 811 534	37 017 967
	THAILAND	50 481	6 856 351	103 492	3 421 775
	PARAGUAY	0	8 500 000	0	2 723 250
	LAINNYA	255 997	4 740 147	151 948	2 545 108
	Sub Total	182 696 023	1 804 508 687	53 738 272	544 189 046
Kedelai					
	UNITED STATES	96 590 892	1 083 773 930	61 592 068	667 781 708
	ARGENTINA	509 460	72 874 130	323 053	44 016 052
	MALAYSIA	1 501 428	15 343 474	1 194 379	12 094 793
	PARAGUAY	3 160 950	6 423 478	1 834 484	3 756 507
	CANADA	20 160	3 595 296	18 134	2 387 129
	LAINNYA	22 000	10 220 170	8 690	5 401 737
	Sub Total	101 804 890	1 192 230 478	64 970 808	735 437 926
Biji Gandum dan Meslin					
	AUSTRALIA	251 208 367	2 841 272 107	87 024 493	1 046 741 648
	CANADA	85 750 000	954 468 815	33 337 393	394 460 151
	INDIA	88 215 315	358 773 119	28 133 787	115 442 245
	UNITED STATES	86 956 818	207 510 961	33 286 389	81 253 705
	SINGAPORE	0	30 014 192	0	10 070 113
	LAINNYA	28 779 390	39 117 490	9 158 476	12 401 218
	Sub Total	540 909 890	4 431 156 684	190 940 538	1 660 369 080
Tepung terigu					
	SRI LANKA	697 500	46 029 000	326 498	21 691 372
	INDIA	7 154 943	34 503 895	2 798 620	13 860 494
	TURKEY	3 209 000	8 948 600	1 023 205	3 301 850
	UKRAINE	0	5 721 000	0	2 303 051
	JAPAN	87 500	2 658 672	71 653	1 318 626
	LAINNYA	303 255	6 345 370	132 471	2 772 917
	Sub Total	11 452 198	104 206 537	4 352 447	45 248 310
Gula Pasir					
	THAILAND	0	30 500 000	0	16 385 200
	MALAYSIA	66	8 475 324	295	5 178 409
	AUSTRALIA	140 013	5 240 254	96 615	3 895 365
	KOREA, REPUBLIC OF	0	3 744 000	0	2 573 718
	NEW ZEALAND	280 000	3 120 104	190 939	2 270 536
	LAINNYA	720 012	1 376 216	397 334	807 346
	Sub Total	1 140 091	52 455 898	685 183	31 110 574
Gula Tebu					
	THAILAND	80 350 000	1 102 750 000	41 687 682	578 429 683
	BRAZIL	0	630 552 841	0	330 215 749
	AUSTRALIA	44 000 000	319 223 490	20 360 250	170 922 210
	EL SALVADOR	0	50 000 000	0	25 394 999
	SOUTH AFRICA	52 297 000	52 297 000	25 365 656	25 365 656
	LAINNYA	46 400 000	51 400 000	23 566 561	26 106 061
	Sub Total	223 047 000	2 206 223 331	110 980 149	1 156 434 358

I.7 IM POR KOM ODITI TERTENTU M ENURUT NEGARA ASAL UTAMA
CERTAIN COMMODITIES IMPORT BY MAIN COUNTRY OF ORIGIN
**** AGUSTUS / AUGUST 2013 ****

Komoditi Commodity	Negara Asal Country of Origin	Berat Bersih / Net Weight (Kg)		Nilai CIF / CIF Value (US\$)	
		Bulan ini Current month	Kumulatif Cum. Jan to date	Bulan ini Current month	Kumulatif Cum. Jan to date
Daging Sejenis Lembu					
	AUSTRALIA	2 034 846	19 649 181	8 996 557	93 439 563
	NEW ZEALAND	335 859	5 098 170	1 359 416	23 407 655
	UNITED STATES	40 241	446 519	313 466	4 223 583
	SINGAPORE	0	14 406	0	72 324
	Sub Total	2 410 946	25 208 276	10 669 439	121 143 125
Jenis Lembu					
	AUSTRALIA	17 401 730	72 540 259	40 859 559	192 550 876
	Sub Total	17 401 730	72 540 259	40 859 559	192 550 876
Daging Ayam					
	MALAYSIA	0	10 825	0	30 259
	Sub Total	0	10 825	0	30 259
Garam					
	AUSTRALIA	81 998 000	1 047 040 023	3 482 620	48 359 051
	INDIA	0	236 250 000	0	9 863 440
	NEW ZEALAND	0	1 272 000	0	501 984
	GERMANY, FED. REP. OF	14 434	213 594	14 031	468 388
	DENMARK	44 000	220 000	18 468	88 760
	LAINNYA	56 562	864 985	22 460	228 060
	Sub Total	82 112 996	1 285 860 602	3 537 579	59 509 683
Mentega					
	NEW ZEALAND	996 793	8 916 022	5 415 080	39 266 280
	BELGIUM	57 992	1 710 517	362 768	9 493 242
	AUSTRALIA	339 700	1 454 067	1 627 281	5 853 405
	FRANCE	23 040	495 843	155 171	3 163 644
	NETHERLANDS	135 312	794 456	504 601	1 842 595
	LAINNYA	0	121 153	0	364 462
	Sub Total	1 552 837	13 492 058	8 064 901	59 983 628
Minyak Goreng					
	MALAYSIA	7 975 039	18 720 798	6 436 372	21 727 180
	INDIA	16 122	21 926 475	49 206	14 379 952
	VIET NAM	125 890	3 161 030	154 392	4 145 760
	ITALY	54 828	550 615	308 105	2 666 012
	THAILAND	100 950	1 071 120	146 596	1 645 006
	LAINNYA	2 179 868	3 575 610	2 026 383	5 325 917
	Sub Total	10 452 697	49 005 648	9 121 054	49 889 827
Susu					
	NEW ZEALAND	3 394 879	44 066 722	18 605 554	173 275 388
	UNITED STATES	6 012 600	36 501 375	22 429 919	130 842 566
	AUSTRALIA	1 811 510	16 658 971	8 381 158	63 277 860
	BELGIUM	875 000	10 165 975	3 460 150	34 580 754
	GERMANY, FED. REP. OF	1 028 000	7 110 274	3 885 725	25 088 425
	LAINNYA	3 311 921	25 177 989	14 339 642	103 404 021
	Sub Total	16 433 910	139 681 306	71 102 148	530 469 014
Bawang Merah					
	INDIA	1 327 675	26 652 638	616 231	10 588 040
	THAILAND	1 165 660	18 094 915	547 561	8 940 960
	VIET NAM	707 100	17 220 116	347 358	8 247 307
	PHILIPPINES	90 500	5 573 225	41 750	2 652 490
	CHINA	336 000	3 182 880	151 200	1 465 712
	LAINNYA	0	228 000	0	109 440
	Sub Total	3 626 935	70 951 774	1 704 100	32 003 949

**I.7 IM POR KOM ODITI TERTENTU M ENURUT NEGARA ASAL UTAM A
CERTAIN COM M ODITIES IM PORT BY MAIN COUNTRY OF ORIGIN**

** AGUSTUS / AUGUST 2013 **

Komoditi Commodity	Negara Asal Country of Origin	Berat Bersih / Net Weight (Kg)		Nilai CIF / CIF Value (US\$)	
		Bulan ini Current month	Kumulatif Cum. Jan to date	Bulan ini Current month	Kumulatif Cum. Jan to date
Bawang putih					
	CHINA	41 430 960	332 626 170	36 403 513	272 264 418
	INDIA	0	198 000	0	148 500
	VIET NAM	0	57 920	0	52 128
	Sub Total	41 430 960	332 882 090	36 403 513	272 465 046
Kelapa					
	THAILAND	29 909	365 450	28 418	359 479
	INDONESIA	12 500	165 750	18 492	201 842
	PHILIPPINES	0	25 516	0	49 476
	SINGAPORE	0	88 906	0	44 290
	VIET NAM	0	27 080	0	43 406
	Sub Total	42 409	672 702	46 910	698 493
Kelapa Sawit					
	MALAYSIA	0	3 240 173	0	1 101 067
	PAPUA NEW GUINEA	0	5 034	0	765 337
	VIRGIN ISLANDS (BRITISH)	0	24	0	1 138
	Sub Total	0	3 245 231	0	1 867 542
Lada					
	VIET NAM	200	90 571	1 950	1 421 354
	MALAYSIA	45 000	93 010	319 071	663 053
	INDONESIA	0	25 668	0	180 815
	NETHERLANDS	0	6 456	0	47 015
	UNITED STATES	1 452	5 227	3 234	19 360
	LAINNYA	586	3 933	2 264	44 072
	Sub Total	47 238	224 865	326 519	2 375 669
Teh					
	VIET NAM	621 504	8 825 243	704 078	9 116 816
	KENYA	146 823	979 750	370 139	2 938 631
	INDIA	39 426	990 142	93 261	2 296 836
	IRAN (ISLAM IC REPUBLIC OF)	414 742	2 884 391	289 557	1 773 291
	SRI LANKA	16 947	118 068	275 463	1 286 912
	LAINNYA	94 730	787 152	362 598	3 249 044
	Sub Total	1 334 172	14 584 746	2 095 096	20 661 530
Kopi					
	VIET NAM	44	9 270 471	44	18 983 370
	BRAZIL	484	1 941 484	2 760	6 319 811
	INDONESIA	0	1 583 740	0	3 771 675
	ITALY	0	67 317	0	1 253 392
	UNITED STATES	31 474	251 733	126 523	1 168 821
	LAINNYA	9 347	917 724	72 204	2 213 167
	Sub Total	41 349	14 032 469	201 531	33 710 236
Cengkeh					
	MADAGASCAR	0	104 090	0	1 144 425
	MAURITIUS	0	74 404	0	669 636
	SINGAPORE	0	35 617	0	486 656
	BRAZIL	44 000	44 000	437 800	437 800
	COM OROS	0	4 193	0	49 687
	Sub Total	44 000	262 304	437 800	2 788 204
Kakao					
	GHANA	1 950 000	7 600 000	4 805 583	19 210 442
	COTE D'IVOIRE	502 184	4 507 500	1 227 217	11 555 452
	PAPUA NEW GUINEA	420 000	2 760 000	1 005 426	6 700 632
	CAMEROON	25 380	1 807 655	63 831	4 382 396
	ECUADOR	100 188	1 001 466	223 419	2 252 507

I.7 IM POR KOM ODITI TERTENTU M ENURUT NEGARA ASAL UTAMA
CERTAIN COMMODITIES IMPORT BY MAIN COUNTRY OF ORIGIN
**** AGUSTUS / AUGUST 2013 ****

Komoditi Commodity	Negara Asal Country of Origin	Berat Bersih / Net Weight (Kg)		Nilai CIF / CIF Value (US\$)	
		Bulan ini Current month	Kumulatif Cum. Jan to date	Bulan ini Current month	Kumulatif Cum. Jan to date
	LAINNYA	181 000	1 830 533	417 340	4 420 024
	Sub Total	3 178 752	19 507 154	7 742 816	48 521 453
Cabe (segar-dingin)					
	VIET NAM	216 526	231 926	210 261	222 581
	INDIA	50 000	50 000	137 500	137 500
	Sub Total	266 526	281 926	347 761	360 081
Cabe (kering-tumbuk)					
	INDIA	1 119 978	9 258 198	1 222 136	10 806 416
	CHINA	212 299	2 614 727	258 609	3 448 714
	GERMANY, FED. REP. OF	0	108 658	0	143 594
	MALAYSIA	0	173 402	0	141 045
	SPAIN	400	37 981	1 048	119 621
	LAINNYA	2 672	70 728	12 505	343 293
	Sub Total	1 335 349	12 263 694	1 494 298	15 002 683
Cabe (awet sementara)					
	THAILAND	309 888	1 298 240	285 920	1 213 344
	CHINA	0	314 508	0	312 935
	MALAYSIA	0	23 485	0	36 497
	Sub Total	309 888	1 636 233	285 920	1 562 776
Tembakau					
	CHINA	3 309 799	32 284 090	13 989 722	148 380 191
	TURKEY	62 980	5 248 732	501 012	40 620 848
	BRAZIL	371 347	5 268 057	2 700 635	25 014 419
	UNITED STATES	178 811	2 673 413	1 666 334	20 153 696
	PHILIPPINES	105	5 011 673	1 410	17 486 133
	LAINNYA	4 366 211	22 545 270	21 061 395	119 433 245
	Sub Total	8 289 253	73 031 235	39 920 508	371 088 532
Ubi Kayu					
	THAILAND	0	100 798	0	38 380
	Sub Total	0	100 798	0	38 380
Kentang					
	AUSTRALIA	1 413 462	11 644 583	914 531	8 206 483
	CANADA	0	10 500 000	0	6 692 941
	EGYPT	3 300 000	3 300 000	2 112 000	2 112 000
	CHINA	394 000	1 753 000	225 542	1 006 491
	UNITED KINGDOM	0	197 350	0	166 044
	Sub Total	5 107 462	27 394 933	3 252 073	18 183 959

K1. IM POR KAWASAN BERIKAT / BOUND ZONE IMPORT
M ENURUT GOLONGAN BARANG 2 DIJIT HS / BY COMMODITY 2 DIGITHS
**** AGUSTUS / AUGUST 2013 ****

HS Uraian Golongan Barang Uraian Golongan Barang	Berat Bersih / Net Weight (Kg)		Nilai CIF / CIF Value (US\$)	
	Bulan ini Current month	Kumulatif Cum. Jan to date	Bulan ini Current month	Kumulatif Cum. Jan to date
02 Meat and edible meat offal	0	494	0	10 208
03 Fish and crustaceans	1 443 783	11 664 092	6 894 253	62 710 486
04 Dairy products, bird's eggs, natural honey	134	3 829 454	605	12 846 203
05 Products of animal origin	87 320	810 609	5 759 926	35 521 593
06 Live trees and other plants	500	63 610	10 000	99 249
07 Edible vegetables and certain roots and tubers	0	805	0	7 652
08 Edible fruits and nuts	16 457	208 858	78 932	364 132
09 Coffee, tea, mate, and spices	556 335	3 632 467	1 321 317	8 895 126
10 Cereals	0	218 273 236	0	74 353 921
11 Products of the milling industry; malt, starches	455 607	26 636 788	209 200	12 405 344
12 Oil seeds and oleaginous fruits; grains, seed, and fruits	64 335	921 625	235 721	2 545 811
13 Lac; gums; resins and other vegetable saps and extracts	16 240	46 444	63 900	337 325
14 Vegetable plaiting materials; vegetable products	0	8	0	60
15 Animal or vegetable oils/fats and their cleavage products	9 429 899	36 483 815	7 460 002	30 335 129
16 Preparations of meat/fish/crustaceans/molluscs or other aquatic inverte	9 022	183 893	121 941	982 397
17 Sugar and sugar confectionery	96 867 193	1 495 305 805	50 773 533	784 266 721
18 Cocoa and cocoa preparations	2 174	25 272	57 114	497 966
19 Preparations of cereals, flour, starch or milk; pastrycooks' products	157 166	917 066	309 177	1 826 273
20 Preparations of vegetables, fruits, nuts or other part of plants	4 597	218 511	8 105	287 051
21 Miscellaneous edible preparations	39 426	422 189	177 396	1 083 111
22 Beverages, spirit, and vinegar	22 219	846 755	41 816	6 278 693
23 Residues and waste from the food industries	865	15 521	9 687	61 895
24 Tobacco and manufactured tobacco substitutes	112 345	10 313 296	3 201 728	81 616 433
25 Salts; sulphur; earths and stone; plastering materials, lime and cement	15 439 062	96 076 016	5 311 214	32 429 167
26 Ores, slag, and ash	281 440	2 685 070	119 328	2 110 344
27 Mineral fuels, mineral oils and products of their distillation	41 877 923	371 164 376	39 004 933	355 600 789
28 Inorganic chemicals	8 266 690	75 573 568	12 457 226	121 843 410
29 Organic chemicals	12 373 608	100 120 722	17 576 648	156 371 803
30 Pharmaceutical products	3 091	156 575	32 231	848 235
31 Fertilizers	1 128 063	1 585 860	397 721	748 712
32 Tanning or dyeing extracts	2 272 400	20 894 894	11 160 782	109 974 006
33 Essential oils and resinoids; perfumery, cosmetic or toilet preparations	42 604	380 863	819 784	12 561 033
34 Soap, organic surface-active agents, washing, and lubricating preparations	919 184	9 200 910	3 243 368	32 220 936
35 Albuminoidal substances; modified starches; glues; enzymes	730 773	6 562 560	3 079 997	28 774 311
36 Explosives; pyrotechnic products; matches; certain combustible preparations	73 751	239 285	1 967 595	5 818 132
37 Photographic and cinematographic goods	222 623	1 409 414	279 918	3 457 160
38 Miscellaneous chemical products	16 668 665	69 778 102	11 495 721	141 118 864
39 Plastics and articles thereof	51 774 248	429 893 087	105 938 699	972 258 345
40 Rubber and articles thereof	9 192 939	80 779 214	26 730 559	267 106 993
41 Raw hides, skins, and leather	1 968 808	17 340 113	20 783 375	175 874 886
42 Articles of leather; saddlery and harness; travel goods and similar goods	93 556	516 597	1 177 353	22 088 301
43 Furskins and artificial fur; manufactures thereof	14 061	23 055	641 281	1 607 752
44 Wood and articles of wood; wood charcoal	10 912 488	78 811 408	7 270 210	52 666 065
45 Cork and articles of cork	3 869	120 362	54 038	1 225 558
46 Manufactured of straw or other plaiting materials; basketware and wicker	1 850	21 251	12 070	115 989
47 Pulp of wood or of other fibrous cellulosic material; recovered paper	23 299 082	246 940 858	21 153 008	220 436 214
48 Paper and paperboard; articles of paper pulp or of paper/paperboard	6 244 472	60 671 808	21 462 766	208 067 681
49 Printed books, newspapers, pictures, and other products of printing in	55 428	524 026	1 480 069	12 448 142
50 Silk	946	25 078	119 653	504 318
51 Wool, fine or coarse animal hair; horse hair yarn, woven fabrics of	375 512	2 697 216	10 274 891	68 746 521
52 Cotton	12 545 364	117 962 821	77 816 498	760 406 816
53 Other vegetable textile fibres; paper yarns and woven fabrics of paper	254 980	2 306 776	469 350	5 547 180
54 Man-made filaments	5 237 162	58 315 065	48 560 127	538 333 026
55 Man-made staple fibres	13 792 100	130 452 141	51 888 181	510 104 735
56 Wadding, felt, and non-wovens	1 354 529	12 836 141	11 179 551	100 631 454
57 Carpets and other textile floor coverings	41 074	321 578	294 433	2 756 385
58 Special woven fabrics; tufted textile fabrics; lace; tapestries; embroidery	1 111 070	11 554 545	16 866 461	163 727 870
59 Impregnated, coated, covered or laminated textile fabrics	1 868 147	22 433 785	18 513 907	198 332 695
60 Knitted or crocheted fabrics	9 765 308	86 973 894	88 734 106	802 597 981
61 Articles of apparel and clothing accessories, knitted or crocheted	105 793	1 297 584	1 237 923	15 116 492
62 Articles of apparel and clothing accessories, not knitted or crocheted	272 571	2 038 077	3 984 151	37 495 135
63 Other made up textile articles; sets; worn clothing and worn textile articles	76 015	779 145	690 259	6 392 512
64 Footwear, gaiters and the like; parts of such articles	894 589	8 229 469	9 746 028	87 912 828
65 Headgear and parts thereof	6 038	80 064	50 587	1 108 571
66 Umbrellas, walking sticks, seat-sticks, whips, riding crops and parts	583	37 327	5 285	57 683
67 Prepared feathers and articles; artificial flowers; articles of human	14 841	133 603	339 159	6 244 846
68 Articles of stone, plaster, cement, asbestos, mica or similar material	1 474 757	8 431 640	1 686 976	16 047 738
69 Ceramic products	200 233	9 112 084	984 549	10 721 493
70 Glass and glassware	2 827 333	44 622 367	4 022 932	55 634 873
71 Natural and cultured pearls, precious/semi precious stones, and precious	10 138	343 650	1 719 461	26 588 419

K1. IMPOR KAWASAN BERIKAT / BOUND ZONE IMPORT
MENURUT GOLONGAN BARANG 2 DIJIT HS / BY COMMODITY 2 DIGITS HS
**** AGUSTUS / AUGUST 2013 ****

HS Uraian Golongan Barang Uraian Golongan Barang	Berat Bersih / Net Weight (Kg)		Nilai CIF / CIF Value (US\$)	
	Bulan ini Current month	Kumulatif Cum. Jan to date	Bulan ini Current month	Kumulatif Cum. Jan to date
72 Iron and steel	59 610 568	658 018 052	55 727 469	500 863 610
73 Articles of iron and steel	7 266 299	69 524 734	28 867 006	286 587 835
74 Cooper and articles thereof	6 357 037	68 150 242	39 946 065	504 420 046
75 Nickel and articles thereof	21 296	138 337	174 744	4 003 435
76 Aluminium and articles thereof	5 333 109	42 522 813	15 990 806	140 237 736
78 Lead and articles thereof	213 212	2 137 471	627 192	5 270 846
79 Zinc and articles thereof	424 836	4 274 880	1 123 363	10 658 842
80 Tin and articles thereof	27 563	490 907	842 844	6 836 712
81 Other base metal; cermets; and articles thereof	31 439	702 254	1 793 417	26 516 330
82 Tools, implements, cutlery, spoon and forks, of base metal and parts thereof	79 344	1 173 544	1 226 363	22 516 494
83 Miscellaneous articles of base metal	1 205 724	8 185 928	8 884 713	78 304 587
84 Nuclear reactors, boilers, machinery and mechanical appliances; parts thereof	16 502 300	140 161 521	208 440 040	1 783 979 182
85 Electrical machinery and equipments; sound recorders/reproducers, visual	10 107 957	92 436 734	277 884 769	2 801 176 433
86 Railway and tramway locomotive, mechanical traffic, and all kinds thereof	1 059	525 998	7 982	2 141 901
87 Vehicles other than railway/tramway, and parts and accessories thereof	7 457 648	68 934 521	54 001 391	498 568 448
88 Aircraft and its components	25 461	272 667	4 374 410	213 811 432
89 Ships, boat, and floating structures	43 291	259 119	284 189	1 542 468
90 Optical, photographic, cinematographic, measuring, checking, medical instruments	487 820	4 469 341	12 246 631	148 780 536
91 Clocks and watches and parts thereof	5 667	77 395	129 103	3 370 903
92 Musical instruments; parts and accessories of such articles	875 281	6 334 951	9 356 110	80 698 099
93 Arms and ammunition; parts and accessories thereof	44	714	2 737	9 516
94 Furnitures, bedding, mattress supports, cushions and stuffed furnishings	103 635	1 326 802	593 552	6 541 505
95 Toys, games and sports requisites; parts and accessories thereof	46 291	422 879	1 025 320	7 872 341
96 Miscellaneous manufactured articles	649 465	6 763 655	10 692 866	116 206 190
97 Works of arts, collectors' pieces and antiques	734	11 165	12 874	139 818
98 Vehicles and their components	303 617	2 096 509	5 694 965	44 179 012
TOTAL IMPORT	482 556 075	5 182 687 790	1 479 519 636	14 765 349 435

K2. IM POR KAWASAN BERIKAT / BOUND ZONE IMPORT
MENURUT GOLONGAN BARANG SITC / BY SITC COMMODITY GROUP
**** AGUSTUS / AUGUST 2013 ****

SITC Uraian Golongan Barang Group Description	Berat Bersih / Net Weight (Kg)		Nilai CIF / CIF Value (US\$)	
	Bulan ini Current month	Kumulatif Cum. Jan to date	Bulan ini Current month	Kumulatif Cum. Jan to date
A. By Commodity 1 Dijit SITC				
0 Food and Live Animals	99 150 247	1 735 225 246	59 839 114	948 911 518
1 Beverages and Tobacco	134 549	11 155 536	3 243 332	87 876 704
2 Crude Materials, Inedible	98 427 720	1 008 803 489	101 748 183	1 001 934 668
3 Mineral Fuels, Lubricants, etc.	38 664 293	367 764 020	38 949 217	355 376 362
4 Animal & Vegetable Oils/ Fats	10 106 936	54 677 227	8 077 749	41 346 600
5 Chemicals	90 102 283	690 708 041	148 106 471	1 399 836 949
6 Manufactured Goods	103 784 542	942 072 205	487 914 714	4 762 702 337
7 Machinery and Transportation Equipments	34 512 780	305 978 857	548 037 813	5 336 411 353
8 Miscellaneous Manufactured Articles	7 672 669	66 302 468	82 710 989	819 756 634
9 Special Commodities and Transaction	56	701	892 054	11 196 310
B. By Commodity 2 Dijit SITC				
01 Meat and meat preparations	168	75 539	3 763	95 038
02 Dairy product and eggs	134	3 769 048	605	12 814 085
03 Fish, crustaceans, molluscs and their preparations	1 452 637	11 772 940	7 012 431	63 608 053
04 Cereals and cereal preparations	116 843	218 833 883	190 236	75 381 336
05 Fruits and vegetables	21 076	337 400	87 065	556 710
06 Sugar, sugar preparations, and honey	96 867 193	1 495 387 005	50 773 533	784 425 061
07 Coffee, tea, cocoa, and spices	558 566	3 660 297	1 378 727	9 433 307
08 Feeding stuff for animals	865	15 521	9 687	61 895
09 Miscellaneous food preparations	132 765	1 373 613	383 067	2 536 033
11 Beverages	22 204	842 240	41 604	6 260 271
12 Tobacco and tobacco manufactured	112 345	10 313 296	3 201 728	81 616 433
21 Hides, skins and furskins	293	660	32 663	359 460
23 Crude rubber	8 218 194	70 484 360	18 096 294	179 712 891
24 Wood, lumber, and cork	4 253 033	27 309 111	3 106 147	19 123 051
25 Pulp and waste paper	23 299 082	246 940 858	21 153 008	220 436 214
26 Textile fibres and their waste	15 638 685	145 487 051	37 312 879	336 626 123
27 Crude fertilizers and crude minerals	18 111 525	97 721 929	5 215 301	32 338 185
28 Metalliferous ores and metal scraps	28 738 513	419 017 663	10 762 344	174 840 079
29 Crude animals and vegetable materials, nes	168 395	1 841 857	6 069 547	38 498 665
32 Coal, coke, and briquettes	62 077	2 134 437	30 457	739 639
33 Petroleum and petroleum products	38 569 733	365 517 209	38 805 731	353 963 425
34 Gas; natural and manufactured	32 483	112 374	113 029	673 298
41 Animal oils and fats	0	13 753	0	180 632
42 Fixed vegetable oils/ fats	9 403 162	35 563 213	7 389 537	28 724 067
43 Animal vegetable oils/ fats	703 774	19 100 261	688 212	12 441 901
51 Organic chemicals	12 386 013	100 248 680	17 194 464	149 515 283
52 Inorganic chemicals	8 172 163	72 992 938	12 369 603	119 450 092
53 Dyeing, tanning, and colouring materials	2 319 535	21 452 614	11 192 733	109 660 990
54 Medical and pharmaceutical products	9 895	179 836	442 837	8 288 770
55 Essential oils and perfumery materials	486 670	4 923 298	2 250 117	27 586 242
56 Manufactured fertilizers	1 001 063	1 023 341	353 626	539 484
57 Plastics in primary forms	44 983 734	371 485 995	69 762 130	642 726 001
58 Plastics in non-primary forms	3 514 810	32 010 138	17 181 752	154 143 743
59 Chemical materials and its products, nes	17 228 400	86 391 201	17 359 209	187 926 344
61 Leather, leather med, nes	1 970 908	17 435 459	20 828 148	178 033 885
62 Rubber manufactured, nes	949 527	10 055 948	8 360 834	85 123 942
63 Wood and cork manufactured	6 663 324	51 622 659	4 218 101	34 768 572
64 Paper, paperboard, and manufactured thereof	5 870 943	56 177 828	14 699 482	136 953 193
65 Textile yarns, fabrics, and their products	30 826 349	301 825 833	288 212 636	2 823 382 477
66 Non metallic minerals manufactured	5 481 635	65 719 746	6 934 550	82 469 615
67 Iron and steel	36 117 756	286 317 363	60 083 618	465 582 055
68 Non ferrous metals	12 089 559	113 980 486	58 612 481	676 951 633
69 Manufactured of metal, nes	3 814 541	38 936 883	25 964 864	279 436 965
71 Power generating machine and equipments	3 155 958	22 244 016	30 999 622	271 232 560
72 Machinery specialized for particular industry	6 179 214	50 654 981	100 412 585	694 081 124
73 Metalworking machinery	685 148	9 669 118	18 877 349	195 186 429
74 General industrial machinery and equipments	6 990 102	63 354 106	55 372 093	581 166 391
75 Office machinery and automatic data processing	1 132 776	13 457 449	36 600 523	428 735 466
76 Telecommunication and reproducers apparatus	3 202 026	19 923 562	48 181 983	538 156 258
77 Electrical machinery and apparatus	5 385 733	54 983 779	194 176 566	1 876 477 355
78 Road vehicles	7 727 153	71 171 134	58 990 898	536 212 340
79 Other transportation equipments	54 670	520 712	4 426 194	215 163 430
81 Sanitary, plumbing, and fittings	76 978	1 094 873	276 221	5 031 456
82 Furniture	49 285	687 879	395 305	3 197 190
83 Traveling goods	42 587	178 358	696 924	16 641 984

K2. IMPOR KAWASAN BERIKAT / BOUND ZONE IMPORT
MENURUT GOLONGAN BARANG SITC / BY SITC COMMODITY GROUP
**** AGUSTUS / AUGUST 2013 ****

SITC Uraian Golongan Barang Group Description	Berat Bersih / Net Weight (Kg)		Nilai CIF / CIF Value (US\$)	
	Bulan ini Current month	Kumulatif Cum. Jan to date	Bulan ini Current month	Kumulatif Cum. Jan to date
84 Clothing	802 446	5 914 107	8 733 902	79 493 850
85 Footwear	894 589	8 229 469	9 746 028	87 912 828
87 Professional, scientific, and contractor instruments	320 207	3 233 879	7 457 208	96 415 086
88 Photographic apparatus, equipments and optics	393 425	2 713 876	5 173 493	57 959 442
89 Miscellaneous manufactured articles	5 093 152	44 250 027	50 231 908	473 104 798
97 Gold; non monetary	56	695	892 054	11 195 386
99 Gold coin and current coin	0	6	0	924

C. By Commodity 3 Dijit SITC

011 Meat Of Bovine Animals Fresh, Chilled Or Frozen	0	180	0	3 527
012 Other Meat, Other Edible Meat Offal, Fresh, Chilled Or Frozen	11	93	51	522
016 Meat And Edible Meat Offal, Salted, Dried, Edible Flour Of Meat	0	232	0	6 210
017 Meat And Edible Meat Offal, Prepared Or Preserved	157	75 034	3 712	84 779
022 Milk, Cream, And Milk Products Other Than Butter Or Cheese	134	3 748 158	605	12 687 617
024 Cheese And Curds	0	96	0	246
025 Eggs, Birds, And Egg Yolks; Fresh, Dried Or Otherwise Preserved	0	20 794	0	126 222
034 Fish, Fresh, Chilled Or Frozen	739 009	6 032 478	1 911 012	19 837 254
035 Fish, Dried Salted Or In Brine; Smoked Fish	2 000	2 109	58 750	65 628
036 Crustaceans, Molluscs, And Aquatic Invertebrates	702 763	5 629 494	4 924 440	42 807 553
037 Fish, Crustaceans, Molluscs, And Other Aquatic Invertebrates; Prepa	8 865	108 859	118 229	897 618
041 Wheat And Meslin, Unmilled	0	218 273 192	0	74 353 860
044 Maize, Unmilled	0	44	0	61
047 Other Cereal Meals And Flours	26 580	26 580	18 074	18 074
048 Cereal Preparations And Preparations Of Flours/ Starchs Of Fruit	90 263	534 067	172 162	1 009 341
054 Vegetables, Fresh, Chilled, Frozen Or Simply Preserved	0	716	0	5 794
056 Vegetables, Roots And Tubers, Prepared Or Preserved Nes	22	84 256	28	83 844
057 Fruit And Nut; Fresh Or Dried	16 457	204 293	78 932	297 490
058 Fruits, Preserved And Preparations	1 095	13 544	1 926	117 535
059 Fruit And Vegetable Juices	3 502	34 591	6 179	52 047
061 Sugar, Molasses, And Honey	96 867 188	1 495 386 488	50 773 465	784 418 321
062 Sugar Confectionery	5	517	68	6 740
071 Coffee And Coffee Substitutes	78	3 877	1 143	45 815
072 Cocoa	353	1 388	13 219	30 845
073 Chocolate And Other Food Preparations Containing Cocoa	1 821	23 884	43 895	467 121
074 Tea And Mate	447 034	3 178 368	524 970	3 775 261
075 Spices	109 280	452 780	795 500	5 114 265
081 Feeding Stuff For Animals	865	15 521	9 687	61 895
091 Margarine And Shortening	26 500	394 083	68 768	496 741
098 Edible Products And Preparations	106 265	979 530	314 299	2 039 292
111 Non-Alcoholic Beverages, Nes	5 844	77 966	5 249	109 859
112 Alcoholic Beverages	16 360	764 274	36 355	6 150 412
121 Tobacco, Unmanufactured And Refused	42 289	9 404 337	1 921 542	70 376 660
122 Tobacco, Manufactured	70 056	908 959	1 280 186	11 239 773
211 Hides And Skins, Raw	0	62	0	487
212 Furskins, Raw	293	598	32 663	358 973
231 Natural Rubber Latex; Natural Rubber And Similar Natural Gums	1 564 576	9 766 333	2 946 613	21 234 175
232 Synthetic Rubber Latex, Synthetic/ Reclaimed Rubber	6 653 618	60 718 027	15 149 681	158 478 716
244 Cork, Natural, Raw And Waste	0	15 532	0	48 832
245 Fuel Wood And Wood Charcoal	1 487 492	8 650 707	563 440	3 022 679
246 Wood In Chips Or Particles And Waste	20	21 280	107	14 524
247 Wood In The Rough Or Roughly Squared	0	578 917	0	620 217
248 Wood, Simply Worked And Railway Sopper Of Wood	2 765 521	18 042 675	2 542 600	15 416 799
251 Pulp And Waste Paper	23 299 082	246 940 858	21 153 008	220 436 214
261 Silk	0	1	0	244
263 Cotton	4 958 216	46 429 528	11 625 318	96 299 020
264 Jute And Other Textile Bast Fibres	244 210	2 049 648	341 877	2 604 483
265 Vegetable Textile Fibres, Raw Or Processed; Waste Of These Fibres	3 956	12 353	26 110	80 283
266 Synthetic Fibres Suitable For Spinning	5 972 112	51 902 401	15 977 196	130 533 614
267 Other Man-Made Fibres Suitable For Spinning And Waste	4 380 241	44 610 992	8 352 354	99 662 185
268 Wool And Other Animal Hair	79 922	479 672	989 965	7 412 718
269 Old Clothing And Other Old Textile Articles; Rags	28	2 456	59	33 576
272 Fertilizers, Crude	151 200	901 902	71 342	585 003
273 Stone, Sand And Gravel	650 587	7 721 769	188 655	2 502 306
274 Sulphur And Unroasted Iron Pyrites	10 156 133	59 790 180	1 701 273	10 665 429
277 Natural Abrasives	421 516	2 292 729	249 121	1 179 012
278 Other Crude Minerals	6 732 089	27 015 349	3 004 910	17 406 435
281 Iron Ore And Concentrates	0	26 108	0	18 366
282 Waste And Scrap Metal Of Iron/ Steel	28 357 377	413 068 433	10 542 104	169 346 108
283 Copper Ores And Concentrates	0	1	0	5

K2. IM POR KAWASAN BERIKAT / BOUND ZONE IMPORT
MENURUT GOLONGAN BARANG SITC / BY SITC COMMODITY GROUP
**** AGUSTUS / AUGUST 2013 ****

SITC Uraian Golongan Barang Group Description	Berat Bersih / Net Weight (Kg)		Nilai CIF / CIF Value (US\$)	
	Bulan ini Current month	Kumulatif Cum. Jan to date	Bulan ini Current month	Kumulatif Cum. Jan to date
284 Nickel Ores And Concentrates	264	264	4 320	4 320
285 Aluminium Ores And Concentrates	174 432	3 180 486	141 458	2 795 109
287 Ores And Concentrates Of Basemetals	201 440	2 056 993	64 298	1 452 743
288 Non-Ferrous Base Metal Waste And Scraps	5 000	685 378	10 164	1 223 428
291 Crude Animal Materials	87 320	810 542	5 759 926	35 519 991
292 Crude Vegetable Materials	81 075	1 031 315	309 621	2 978 674
321 Coals, Pulverized Or Not	0	1 970 940	0	650 410
322 Briquettes, Lignite And Peat	7	7	43	43
325 Coke And Semi Coke Of Coal/Lignite/Peat	62 070	163 490	30 414	89 186
334 Petroleum Products, Refined	38 451 316	364 445 384	38 560 635	352 110 216
335 Residual Petroleum Products, And Related Materials	118 417	1 071 825	245 096	1 853 209
342 Liquefied Propane And Butane	0	1 928	0	7 482
343 Natural Gas, Liquefied Or Not	0	78	0	254
344 Petroleum Gases And Other Gas	32 483	110 368	113 029	665 562
411 Animal Oils And Fats	0	13 753	0	180 632
421 Fixed Vegetable Fats And Oils Soft,Crude,Refined Or Fractioned	407 314	4 250 014	629 372	6 559 393
422 Fixed Vegetable Fats And Oils Solid,Crude,Refined Or Fractioned	8 995 848	31 313 199	6 760 165	22 164 674
431 Animal And Vegetable Oil; Fat Processed And Their Wax	703 774	19 100 261	688 212	12 441 901
511 Hydrocarbon And Their Halogenated, Nitrated Derivatives	124 180	3 184 450	260 602	6 641 728
512 Alcohols,Phenols,Phenol-Alcohols And Their Halogenated	7 113 084	54 649 771	4 696 152	41 629 397
513 Carboxylic Acids,And Their Anhydrides,Halides,Peroxides	1 812 216	14 601 326	3 713 751	31 180 265
514 Nitrogen-Function Compounds	2 022 752	16 727 736	4 116 799	38 665 390
515 Organo-Inorganic And Heterocyclic Compounds	975 336	6 954 117	3 192 032	19 385 387
516 Other Organic Chemicals	338 445	4 131 280	1 215 128	12 013 116
522 Inorganic Chemical Elements, Oxides And Halogen Salts	6 949 376	62 554 306	10 535 549	102 765 010
523 Metallicsalts And Peroxysalts	1 189 339	9 915 535	1 169 570	10 587 399
524 Other Inorganic Chemicals;Chemical Compound Of Precious Metals	18 448	448 984	560 234	5 451 532
525 Radioactive And Associated Materials	15 000	74 113	104 250	646 151
531 Synthetic Organic; Colouring Matter	1 197 753	10 281 707	5 011 606	51 197 918
532 Dyeing/Tanning Extracts And Synthetic Tanning Materials	12 298	251 699	167 918	935 182
533 Pigments, Paints, Varnishes, And Related Materials	1 109 484	10 919 208	6 013 209	57 527 890
541 Medicinal And Pharmaceutical Products	7 636	175 690	425 486	7 941 737
542 Medicaments, Including Veterinary Medicaments	2 259	4 146	17 351	347 033
551 Essential Oils, Perfumes, And Flavour Materials	35 454	299 133	494 568	4 820 780
553 Perfumery, Cosmetics, And Toilet Preparations	7 150	81 730	325 216	7 740 253
554 Soap,Cleansing And Polishing Preparations	444 066	4 542 435	1 430 333	15 025 209
562 Fertilizers, Manufactured	1 001 063	1 023 341	353 626	539 484
571 Polymers Of Ethylene In Primary Forms	11 013 957	111 360 822	17 298 751	185 611 881
572 Polimers Of Styrene In Primary Forms	6 134 318	63 340 947	13 393 960	131 799 351
573 Polimers Of Vinyl Chloride In Primary Forms	178 689	2 436 268	456 965	6 261 071
574 Poliacetals And Polycarbons In Primary Forms	3 609 483	20 229 761	7 519 791	61 376 690
575 Other Plastics In Primary Forms	14 433 891	110 890 860	23 560 076	207 626 670
579 Waste And Scrap Of Plastics	9 613 396	63 227 337	7 532 587	50 050 338
581 Tubes, Pipes, And Hoses Of Plastics	168 034	1 427 336	2 620 387	23 711 504
582 Plates, Sheets, And Film Of Plastics	3 336 874	30 500 120	14 406 105	129 387 493
583 Monofilament And Rod Of Plastics	9 902	82 682	155 260	1 044 746
591 Disinfectants, Insecticides, And Fungicides Put In Forms	116 920	478 301	345 380	2 206 529
592 Starches, Inulin, And Wheat Glutenal Buminoidal Substances; Glues	1 159 800	32 981 181	3 271 123	40 547 838
593 Explosive And Pyrotechnic Products	73 748	236 903	1 967 042	5 797 280
597 Additive For Mineral Oils	378 570	4 400 743	1 684 870	16 959 536
598 Miscellaneous Chemical Products	15 499 362	48 294 073	10 090 794	122 415 161
611 Leathers	1 968 808	17 340 051	20 783 375	175 874 399
612 Manufactures And Composition Leathers	1 575	91 098	31 922	1 837 973
613 Furskins, Tanned Or Dressed	525	4 310	12 851	321 513
621 Materials Of Rubber	305 473	4 058 400	2 282 551	27 969 051
625 Rubber Tyre,Tyre Cases,Tyre Treads,Inner Tubes, And Tyre Flaps	149 316	1 585 614	342 398	4 009 848
629 Articles Of Rubbers	494 738	4 411 934	5 735 885	53 145 043
633 Cork Manufactures	3 869	104 830	54 038	1 176 726
634 Veneers,Plywood,Improved/Reconstituted Wood Worked	6 502 402	50 149 343	3 728 892	29 800 345
635 Wood Manufactures	157 053	1 368 486	435 171	3 791 501
641 Papers And Paperboards	3 910 010	37 139 130	8 850 011	73 877 650
642 Paper And Paperboard Cut To Size/Shape And Article Of Papers	1 960 933	19 038 698	5 849 471	63 075 543
651 Textile Yarns	4 292 769	40 424 194	21 303 740	207 037 046
652 Cotton Fabrics, Woven	6 216 817	57 015 087	60 477 925	605 070 701
653 Fabrics, Woven, Of Man-Made Fibres	5 905 187	68 256 979	63 817 899	701 697 374
654 Textile Fabrics, Woven, Other Than Of Cotton Or Man-Made Fibres	258 460	2 211 558	7 221 651	46 411 501
655 Knitted Or Crocheted Fabrics	9 765 308	86 973 894	88 734 106	802 597 981
656 Tulle,Lace,Embroidery,Ribbons,Trimmings And Other Small Wares	1 018 336	10 050 580	15 766 584	146 900 560
657 Special Yarns,Textile Fabrics	3 230 728	35 609 298	29 787 364	303 491 208
658 Made-Up Articles, Wholly/Chiefly Of Textile Materials	77 055	800 578	702 708	6 665 506

K2. IMPOR KAWASAN BERIKAT / BOUND ZONE IMPORT
Menurut Golongan Barang SITC / By SITC Commodity Group
**** AGUSTUS / AUGUST 2013 ****

SITC Uraian Golongan Barang Group Description	Berat Bersih / Net Weight (Kg)		Nilai CIF / CIF Value (US\$)	
	Bulan ini Current month	Kumulatif Cum. Jan to date	Bulan ini Current month	Kumulatif Cum. Jan to date
659 Floor Coverings	61 689	483 665	400 659	3 510 600
661 Lime,Cement And Fabricated Construction Materials	1 968 077	9 094 542	469 365	2 153 958
662 Clay And Refractory Construction Materials	426 818	7 489 227	183 714	3 238 998
663 Mineral Manufactures	260 746	4 824 782	2 060 545	21 694 186
664 Glass	2 690 961	43 039 016	3 186 187	48 212 864
665 Glassware	111 430	1 070 767	792 910	6 052 504
666 Pottery	20 481	143 030	165 373	689 269
667 Pearl, Precious And Semi Precious Stones	3 122	58 382	76 456	427 836
671 Pig Iron,Spiegeleisen,Sponge Iron, And Ferro-Alloys	375 094	3 158 183	722 338	6 600 375
672 Ingots And Other Iron/Steel In Primary Forms	205 110	14 250 228	7 694 788	34 075 372
673 Flat Rolled Products, Not Clad	15 504 640	88 958 404	10 135 192	69 297 701
674 Flat Rolled Products, Clad Or Plated	8 427 785	65 901 167	14 172 261	90 865 990
675 Flat Rolled Products And Alloy Steels	855 839	14 248 037	2 503 694	31 262 327
676 Iron/Steel Bars, Rods, Angels, Shaped And Sections	4 444 161	47 483 412	6 626 001	53 039 870
677 Rail/Railway And Tractor Construction Of Iron/Steel Materials	536	51 970	7 094	144 086
678 Wire Of Iron/Steel	1 457 318	11 937 561	3 877 827	48 479 398
679 Tubes, Pipes, Hollow Profile, Pipe Fitting Of Iron/Steel	4 847 273	40 328 401	14 344 423	131 816 936
681 Silver, Platinum, And Other Metal Of The Platinum Groups	2 552	65 444	610 917	9 445 082
682 Copper	6 314 070	67 361 340	39 398 335	496 023 080
683 Nickel	5 269	99 766	153 966	3 823 532
684 Aluminium	5 092 230	39 350 685	14 457 997	123 463 839
685 Lead	213 079	2 136 162	625 875	5 261 799
686 Zinc	424 513	4 274 214	1 118 832	10 646 999
687 Tin	25 869	468 222	803 265	6 435 626
689 Miscellaneous Non-Ferrous Basemetals Employed In Metallurgy	11 977	224 653	1 443 294	21 851 676
691 Structures And Parts Of Iron/Steel Or Aluminium	109 744	2 419 167	732 681	8 387 670
692 Metal Containers For Storage And Transportations	778 566	6 094 686	2 686 761	24 504 141
693 Wire Products And Fencing Grills	411 787	4 379 094	1 389 470	12 589 926
694 Nails, Screws, Nuts, Bolts, Rivets Of Iron/Steel Or Copper	611 410	8 075 769	4 606 823	67 937 027
695 Tools For Used In The Hand Or In Machines	65 404	1 011 754	1 133 718	21 254 225
696 Cutlery	13 940	161 776	92 645	1 262 183
697 Household Equipment Of Base Metals	3 451	53 514	27 520	427 734
699 Manufactures Of Base Metals	1 820 239	16 741 123	15 295 246	143 074 059
711 Steam And Other Vapour Generating Boilers And Parts	1 642 593	7 016 119	12 400 161	28 549 145
712 Steam Or Other Generating Boilers And Parts	119 937	204 649	817 579	1 618 614
713 Internal Combustion Piston Engines And Parts	759 673	8 681 301	5 207 795	50 470 813
714 Engines And Motors, Non-Electric And Parts	6 490	579 708	2 915 736	120 510 325
716 Rotating Electric Plants And Parts	604 266	5 527 528	9 413 398	65 216 554
718 Other Power Generating Machines And Parts	22 999	234 711	244 953	4 867 109
721 Agricultural Machinery And Parts	1 908	193 477	24 889	1 524 512
722 Tractors	0	52 053	0	594 027
723 Civil Engineering And Contractor Plants And Equipments/ Parts	2 309 407	10 498 056	7 511 009	24 454 269
724 Textile/Leather Machinery And Parts	1 359 893	20 771 554	20 461 293	199 160 764
725 Papermill/Pulpmill Machinery And Paper Cutting Machines	32 223	525 586	221 609	5 369 820
726 Printing/Book Binding Machinery And Parts	1 059 319	7 072 910	49 422 201	289 367 033
727 Food Processing Machines And Parts	43 275	1 822 754	755 921	34 690 937
728 Other Machines And Equipment Specialized For Particular Industry	1 373 189	9 718 591	22 015 663	138 919 762
731 Machine Tools By Removing Metal	201 904	3 040 065	5 467 477	74 291 237
733 Machine Tool For Working Metals	361 475	3 683 395	9 478 476	78 754 282
735 Parts Of Machine Tools	32 764	701 034	2 006 261	20 442 387
737 Metalworking Machinery And Parts	89 005	2 244 624	1 925 135	21 698 523
741 Heating And Cooling Equipments And Parts	921 887	10 909 376	4 686 309	73 364 938
742 Pumps For Liquid And Parts	153 963	1 457 986	1 895 525	20 980 625
743 Pumps, Compressors, Fans, Blowers, Centrifuges, And Parts	2 319 625	19 090 040	11 366 128	96 826 265
744 Mechanical Handling Equipments And Parts	847 669	7 461 592	3 789 823	45 993 541
745 Other Non-Electical Machinery, Tools, And Mechanical Apparatus	230 601	2 126 748	2 319 739	28 511 507
746 Ball Or Roller Bearings	838 896	7 067 409	6 341 513	60 630 797
747 Taps, Cocks, And Valves For Pipes	197 715	1 538 424	4 516 161	32 714 016
748 Transmission Shafts And Cranks	1 117 208	9 832 044	11 924 396	106 480 098
749 Non-Electric Parts And Accessories Of Machineries	362 538	3 870 487	8 532 499	115 664 604
751 Office Machines	53 573	373 444	149 532	1 524 254
752 Automatic Data Processing Machines And Their Units	323 076	3 695 932	12 194 184	126 746 991
759 Parts And Accessories For Machine Of Heading 751 Or 752	756 127	9 388 073	24 256 807	300 464 221
761 Television Receivers	4 893	46 049	456 415	3 478 728
762 Radio Broadcast Receivers	214	113 328	3 835	424 026
763 Sound Recorders Or Reproducers	10 554	1 071 231	146 480	10 352 663
764 Telecommunication Equipments And Parts	3 186 365	18 692 954	47 575 253	523 900 841
771 Electric Power Machinery And Parts	273 862	3 407 190	6 758 823	80 849 843
772 Electrical Apparatus For Making And Breaking Electrical Circuits	1 546 192	15 519 633	42 964 545	471 323 188
773 Equipment For Distributing Electricity	1 314 061	12 751 023	18 917 185	190 789 176

K2. IM POR KAWASAN BERIKAT / BOUND ZONE IMPORT
MENURUT GOLONGAN BARANG SITC / BY SITC COMMODITY GROUP
**** AGUSTUS / AUGUST 2013 ****

SITC Uraian Golongan Barang Group Description	Berat Bersih / Net Weight (Kg)		Nilai CIF / CIF Value (US\$)	
	Bulan ini Current month	Kumulatif Cum. Jan to date	Bulan ini Current month	Kumulatif Cum. Jan to date
774 Electrical Apparatus For Medical Purposes And Radiological Apparatus	2 518	25 398	69 516	1 301 620
775 Household Type, Electrical/ Non-Electrical Equipments	173 017	2 716 203	1 090 028	11 592 244
776 Thermionic, Cold Cathode, And Photo Cathode Valves/Tubes	472 478	4 276 988	78 402 325	728 458 582
778 Electrical Machinery And Apparatus	1 603 605	16 287 344	45 974 144	392 162 702
781 Passengger Motor Cars	521 072	2 922 053	6 622 984	43 571 413
782 Motor Vehicle For The Transportation Of Goods	318 416	3 906 109	451 767	7 705 354
783 Road Motor Vehicles	29 977	201 686	52 599	315 701
784 Parts And Accessories Of The Motor Vehicles	4 569 789	42 988 188	48 974 100	458 907 022
785 Motorcycles, Scooters, And Other Cycles Motorized/Non Motorized	2 287 002	20 594 494	2 886 047	23 243 083
786 Trailers And Other Vehicles, Not Motorized	897	558 604	3 401	2 469 767
791 Railway Vehicles And Associated Equipments	1 059	4 067	7 982	49 917
792 Aircraft And Associated Equipments And Parts	10 320	257 526	4 134 023	213 571 045
793 Ships, Boats, And Floating Structures	43 291	259 119	284 189	1 542 468
811 Prefabricated Buildings	17 766	53 481	47 670	126 967
812 Sanitary, Plumbing, Heating, And Lighting Fixtures/Fittings	18 574	325 771	68 008	1 402 292
813 Lighting Fixtures And Fittings	40 638	715 621	160 543	3 502 197
821 Furnitures And Parts	49 285	687 879	395 305	3 197 190
831 Travel Goods	42 587	178 358	696 924	16 641 984
841 Men'S Coats/Jackets, Not Knitted	45 058	115 382	189 197	1 745 148
842 Women'S Coats/Jacket, Not Knitted	62 202	223 656	497 011	2 222 224
843 Men'S Coats/Jackets, Knitted	10 724	122 945	59 171	1 211 096
844 Women'S Coats/Jackets, Knitted	2 285	181 712	41 080	2 855 402
845 Articles Of Apparel	106 854	1 023 897	1 848 656	16 877 503
846 Clothing Accessories Of Textiles Fabrics	151 241	1 668 070	2 586 959	27 700 255
848 Articles Of Apparel And Clothing Accessories Of Other Than Textile F	424 082	2 578 445	3 511 828	26 882 222
851 Footwears	894 589	8 229 469	9 746 028	87 912 828
871 Optical Instrument And Apparatus	7 625	228 346	744 991	16 855 847
872 Medical Instruments And Appliances	5 683	52 612	110 653	1 065 491
873 Meters And Counters	87 126	861 440	1 222 895	11 012 083
874 Measuring, Checking, Analysing, And Controlling Instrument And Ap	219 773	2 091 481	5 378 669	67 481 665
881 Photographic Apparatus And Equipments	7 139	41 406	754 124	4 487 731
882 Photographic And Chinematographic Supplies	222 618	1 409 338	278 573	3 453 607
883 Cinematograph Film, Exposed And Developed	5	76	1 345	3 553
884 Optical Goods	157 996	1 185 661	4 010 348	46 643 648
885 Watches And Clocks	5 667	77 395	129 103	3 370 903
891 Arms And Ammunitions	44	952	2 737	13 721
892 Printed Matter	411 171	4 878 545	8 171 387	83 063 375
893 Article Of Plastics	2 997 094	24 594 510	18 991 551	163 036 573
894 Baby Carriages, Toys, Games, And Sporting Goods	46 291	428 404	1 025 320	8 002 059
895 Office And Stationery Supplies	108 115	1 027 357	1 062 758	9 377 937
896 Works Of Art, Collectors Pieces And Antiques	734	11 165	12 874	139 818
897 Jewellery, Goldsmith, Silversmith Wares, And Other Articles	4 408	218 711	140 034	5 511 827
898 Musical Instrument And Parts/Accessories	889 537	6 440 985	9 730 097	83 936 802
899 Other Miscellaneous Manufactured Articles	635 758	6 649 398	11 095 150	120 022 686
971 Gold, Non-Monetary	56	695	892 054	11 195 386
999 Gold coin and current coin	0	6	0	924
TOTAL IM PORT	482 556 075	5 182 687 790	1 479 519 636	14 765 349 435

K3. IMPOR KAWASAN BERIKAT / BOUND ZONE IMPORT
MENURUT NEGARA ASAL / BY COUNTRY OF ORIGIN
**** AGUSTUS / AUGUST 2013 ****

Kode Code	Negara Asal Country of Origin	Berat Bersih / Net Weight (Kg)		Nilai CIF / CIF Value (US\$)	
		Bulan ini Current month	Kumulatif Cum. Jan to date	Bulan ini Current month	Kumulatif Cum. Jan to date
111	JP JAPAN	65 290 432	372 626 572	287 030 590	2 560 107 783
112	HK HONG KONG	14 224 507	118 313 147	106 289 187	948 799 691
113	KP KOREA, DEM. PEOPLE'S REP.	19 962	202 592	20 162	230 672
114	KR KOREA, REPUBLIC OF	36 641 025	392 250 859	216 825 171	2 118 855 456
115	TW TAIWAN	14 338 616	134 846 489	81 339 096	827 161 369
116	CN CHINA	50 989 819	478 874 534	306 014 712	2 797 229 992
117	MN MONGOLIA	0	1	0	8 400
118	MO MACAU	160 436	492 892	1 283 284	3 840 834
120	PG PAPUA NEW GUINEA	926 474	6 177 789	334 887	2 629 817
121	TH THAILAND	86 273 049	1 099 108 116	104 716 773	1 160 734 120
122	SG SINGAPORE	37 576 553	393 258 941	82 491 215	983 239 265
123	PH PHILIPPINES	1 739 829	10 436 806	8 542 152	61 411 286
124	MY MALAYSIA	25 978 274	201 419 509	49 928 192	465 367 873
125	MM MYANMAR	978	2 973 542	6 907	2 323 980
126	KH CAMBODIA	4 771	145 904	26 388	1 192 746
127	BN BRUNEI DARUSSALAM	590	2 501 747	6 515	975 380
129	NP NEPAL	1	8	4	223
131	VN VIET NAM	9 182 573	65 331 723	21 268 145	238 482 928
132	MV MALDIVES	0	3	0	120
133	IN INDIA	3 208 750	59 718 951	11 167 323	112 634 504
134	PK PAKISTAN	431 271	6 261 470	1 711 830	26 282 836
135	BD BANGLADESH	187	277 660	4 688	1 519 264
136	LK SRI LANKA	24 079	192 466	169 331	983 804
137	AF AFGHANISTAN	0	2	0	6
138	ID INDONESIA	2 643 124	7 442 078	4 943 470	34 084 141
142	IR IRAN (ISLAMIC REPUBLIC OF)	185 495	1 358 605	155 051	967 809
143	SA SAUDI ARABIA	5 337 686	32 597 070	5 361 972	39 803 593
144	IL ISRAEL	0	276	0	85 929
145	KW KUWAIT	967 834	10 017 592	998 954	9 532 086
146	JO JORDAN	802	356 705	4 806	343 327
148	LB LEBANON	1	80	24	23 585
151	YE YEMEN	0	332	0	2 017
152	OM OMAN	0	3 923 351	0	2 466 708
154	TR TURKEY	280 998	3 686 589	576 303	12 912 886
155	AE UNITED ARAB EMIRATES	6 049 989	63 765 630	3 880 729	64 367 208
156	QA QATAR	6 376 194	80 642 598	8 422 638	99 268 489
157	BH BAHRAIN	2 100	87 022	27 036	216 702
158	CY CYPRUS	0	277 590	0	2 815 164
211	EG EGYPT	561 628	705 204	286 475	532 485
212	LY LIBYAN ARAB JAM AHIRIYA	1	1	2	2
213	MA MOROCCO	106	115	2 037	2 848
214	TN TUNISIA	8	81	190	2 891
216	SD SUDAN	120	120	966	966
219	NA NAMIBIA	0	31	0	2 493
221	ET ETHIOPIA	20 244	37 465	118 078	548 495
222	TZ TANZANIA, UNITED REP. OF	0	1 100 052	0	2 468 329
223	MG MADAGASCAR	4	112 931	32	1 325 561
225	KE KENYA	0	45 637	0	461 264
227	MZ MOZAMBIQUE	21 422	3 617 966	54 412	6 865 208
228	BW BOTSWANA	0	22	0	88
231	GH GHANA	4	4	28	28
235	CG CONGO	0	5	0	148
236	CM CAMEROON	87 684	1 780 576	61 422	1 293 241
237	NG NIGERIA	0	494 139	0	853 860
239	GA GABON	7 840	7 840	266 385	266 385
240	CI COTE D'IVOIRE	0	1 121 697	0	2 166 007
241	SN SENEGAL	0	34	0	1 895
242	MR MAURITANIA	0	1 047 095	0	439 780
243	ML MALI	398 527	1 609 784	811 598	3 124 496
245	BF BURKINA FASO	248 496	2 727 285	513 594	5 158 362
248	VI U.S. VIRGIN ISLANDS	0	722	0	44 990
249	SC SEYCHELLES	0	5 280	0	16 956
251	UG UGANDA	9 795	23 642	118 539	284 599
252	CF CENTRAL AFRICAN REPUBLIC	0	96 040	0	81 586
253	NE NIGER	0	956	0	5 569
254	TD CHAD	0	399 817	0	793 293

K3. IM POR KAWASAN BERIKAT / BOUND ZONE IM PORT
M ENURUT NEGARA ASAL / BY COUNTRY OF ORIGIN
**** AGUSTUS/ AUGUST 2013 ****

Kode Code	Negara Asal Country of Origin	Berat Bersih / Net Weight (Kg)		Nilai CIF / CIF Value (US\$)	
		Bulan ini Current month	Kumulatif Cum. Jan to date	Bulan ini Current month	Kumulatif Cum. Jan to date
256	SH SAINT HELENA	0	52	0	2 659
257	ST SAO TOM E AND PRINCIPE	0	105	0	3 377
260	SZ SWAZILAND	21	2 504	1 327	123 452
261	ZA SOUTH AFRICA	42 639 301	186 673 975	31 101 081	169 976 052
262	ZW ZIMBABWE	0	841 600	0	7 093 350
265	KM COMOROS	0	4 193	0	49 687
267	MU MAURITIUS	2	74 406	51	669 687
268	RW RWANDA	0	14	0	29
298	VG VIRGIN ISLANDS (BRITISH)	1 805	53 406	17 940	258 076
299	OF OTHER AFRICA	0	1 368	0	8 911
311	AU AUSTRALIA	6 526 760	464 362 378	14 944 311	309 356 474
312	NZ NEW ZEALAND	3 832 657	30 259 389	2 535 525	27 206 671
319	GU GUAM	0	1	0	30
322	NC NEW CALEDONIA	2	202 540	2	85 501
325	VC SAINT VINCENT AND THE GRENADINES	0	34	0	3 430
331	AS AMERICAN SAM OA	0	16 346	0	614 350
332	CK COOK ISLANDS	0	289	0	4 823
333	FJ FIJI	1	141 129	31	635 738
335	MH MARSHALL ISLANDS	0	55	0	3 598
336	WS SAM OA	0	204 826	0	520 900
340	CX CHRISTMAS ISLANDS	0	40	0	188
343	TK TOKELAU	0	16 857	0	56 087
411	US UNITED STATES	25 843 603	164 081 910	40 040 764	499 027 337
412	CA CANADA	1 839 962	12 985 216	6 629 083	81 898 956
421	MX MEXICO	905 322	64 050 873	1 266 360	38 774 703
422	GT GUATEMALA	5	5 000 834	72	2 550 645
423	HN HONDURAS	0	78	0	1 494
424	NI NICARAGUA	0	6 457	0	141 938
425	PA PANAMA	320 695	2 751 051	126 086	1 145 988
426	CU CUBA	0	2 990	0	11 014
427	CB CURACAO	5	5	30	30
431	CL CHILE	500 628	5 713 290	3 687 588	37 935 896
432	VE VENEZUELA	0	79 253	0	95 005
433	AR ARGENTINA	197 142	8 721 776	387 466	13 040 946
434	BR BRAZIL	2 451 939	398 410 875	4 885 813	236 297 985
435	CO COLOMBIA	301	22 488	15 160	193 391
436	BO BOLIVIA	0	4	0	18
437	UY URUGUAY	75 201	4 178 013	350 141	3 726 371
438	PY PARAGUAY	71 147	830 552	97 471	1 117 264
441	EC ECUADOR	403	49 950	5 311	1 906 515
442	PE PERU	25 116	423 112	69 089	2 310 700
443	GY GUYANA	0	1	0	220
444	TT TRINIDAD AND TOBAGO	0	347	0	3 778
445	BS BAHAM AS	0	2 869	0	15 243
446	JM JAM AICA	0	1 241	0	9 514
447	PR PUERTO RICO	7	4 637	2 018	55 756
448	BZ BELIZE	1 250	113 019	17 829	1 143 372
449	DO DOM INICAN REPUBLIC	0	244 687	0	404 967
450	SV EL SALVADOR	28	13 082 446	2 929	7 747 795
451	CR COSTA RICA	1 241	112 289	45 522	730 183
453	BB BARBADOS	0	591	0	4 345
454	AG ANTIGUA AND BARBUDA	0	19	0	1 020
455	AI ANGUILLA	0	9	0	441
457	BM BERMUDA	0	366	0	97 544
458	CV CAPE VERDE	0	464	0	5 491
459	KY CAYMAN ISLANDS	0	7	0	5 641
460	DM DOM INICA	0	6	0	4
464	GL GREENLAND	40 361	318 397	136 465	719 728
465	GD GRENADA	0	3	0	111
467	AN NETHERLANDS ANTILLES	0	11	0	123
473	KN SAINT KITTS AND NEVIS	0	3 900	0	18 552
511	GB UNITED KINGDOM	436 631	36 886 321	4 669 876	69 160 756
512	NL NETHERLANDS	580 750	6 102 140	3 175 677	54 976 237
513	FR FRANCE	1 016 022	6 418 682	6 439 625	54 331 038
514	DE GERMANY, FED. REP. OF	4 224 440	33 306 248	11 061 280	142 231 244
515	AT AUSTRIA	346 780	2 343 349	1 457 017	9 892 148

**K3. IM POR KAWASAN BERIKAT / BOUND ZONE IMPORT
M ENURUT NEGARA ASAL / BY COUNTRY OF ORIGIN
** AGUSTUS / AUGUST 2013 ****

Kode Code	Negara Asal Country of Origin	Berat Bersih / Net Weight (Kg)		Nilai CIF / CIF Value (US\$)	
		Bulan ini Current month	Kumulatif Cum. Jan to date	Bulan ini Current month	Kumulatif Cum. Jan to date
516	BE BELGIUM	992 138	5 179 684	2 724 224	22 933 232
517	CH SWITZERLAND	95 189	2 693 242	893 811	28 984 101
518	LU LUXEMBOURG	1 094	94 226	18 454	1 304 188
520	MC MONACO	0	5	0	218
521	DK DENMARK	161 427	538 587	502 474	5 183 306
522	NO NORWAY	179 997	647 867	260 503	6 657 563
523	SE SWEDEN	1 020 150	13 897 294	1 459 741	15 085 274
524	FI FINLAND	402 789	3 700 445	670 370	4 357 560
525	IE IRELAND	39 271	382 544	107 439	1 829 167
526	IT ITALY	2 231 715	17 182 397	17 262 087	87 902 507
527	ES SPAIN	222 601	1 525 303	1 905 575	90 813 981
528	PT PORTUGAL	19 313	225 307	124 335	1 581 692
529	IS ICELAND	0	20	0	3 056
530	MS MONTSERRAT	0	3	0	441
531	GR GREECE	349 764	3 257 417	435 361	5 592 243
533	AD ANDORRA	0	15	0	68
534	LI LIECHTENSTEIN	1 444	9 863	58 504	402 313
540	CD DEMOCRATIC REP. OF THE CONGO	60 623	911 114	148 524	2 245 862
542	HU HUNGARY	11 688	1 830 129	264 180	4 568 905
543	PL POLAND	126 110	4 386 718	1 065 058	9 289 982
544	RO ROMANIA	10 180	28 937	211 625	598 807
545	BG BULGARIA	356	268 033	14 543	1 777 111
549	AM ARMENIA	0	1 026	0	19 118
550	AZ AZERBAIJAN	7	7	79	79
551	BY BELARUS	34	38	308	514
552	KZ KAZAKHSTAN	4	22	1 433	8 171
553	KG KYRGYZSTAN	3 566	236 200	67 767	546 782
554	MD MOLDOVA, REPUBLIC OF	0	40 553	0	340 889
555	TJ TAJIKISTAN	210	210	1 644	1 644
557	UA UKRAINE	688 605	33 929 009	540 115	8 388 316
559	LT LITHUANIA	0	501	0	140 817
560	LV LATVIA	615	3 752	22 033	115 328
561	EE ESTONIA	0	19 988	0	66 059
562	GE GEORGIA	0	30	0	1 744
563	HR CROATIA	40	11 802	20	133 775
565	MT MALTA	0	219 348	0	166 887
566	SK SLOVAKIA	247 002	273 947	493 344	753 471
567	SI SLOVENIA	0	91 502	0	536 695
568	CZ CZECH REPUBLIC	11 966 037	65 912 095	10 824 974	60 514 092
569	GS SOUTH GEORGIA AND THE SOUTH SA	0	35	0	1 046
571	FO FAEROE ISLANDS	0	8	0	39
572	RU RUSSIA FEDERATION	1 632 300	11 579 535	490 878	16 429 785
573	RS SERBIA	0	967	0	24 272
TOTAL IM PORT		482 556 075	5 182 687 790	1 479 519 636	14 765 349 435

K4. IM POR KAWASAN BERIKAT / BOUND ZONE IM PORT
M ENURUT PROPINSI DAN PELABUHAN IM POR / BY PROVINCE AND PORT OF IM PORTATION
**** AGUSTUS/ AUGUST 2013 ****

Kode Code	Propinsi / Pelabuhan Import Province / Port of Importation	Berat Bersih / Net Weight (Kg)		Nilai CIF / CIF Value (US\$)	
		Bulan ini Current month	Kumulatif Cum. Jan to date	Bulan ini Current month	Kumulatif Cum. Jan to date
	SUM ATERA UTARA	37 001 376	182 588 600	35 214 750	268 248 149
144	IDBLW BELAWAN	37 000 489	182 577 025	35 080 986	267 510 912
166	IDMES MEDAN / POLONIA (U)	887	11 575	133 764	737 237
	RIAU	9 790 783	41 738 720	7 180 235	43 743 755
225	IDDUM DUMAI	9 375 303	34 988 798	6 170 980	19 397 926
235	IDSUQ SUNGAI GUNTING	401 400	5 648 588	920 635	18 697 563
242	IDTEM TEM BILAHAN	1 489	1 088 718	31 285	5 588 443
243	IDKEN KUALA ENOK	0	25	0	2 488
273	IDPAK PEKAN BARU	12 591	12 591	57 335	57 335
	KEPULAUAN RIAU	11 650 429	72 637 853	25 953 311	369 332 650
248	IDTBK TANJUNG BALAI KARIM UN	11 583 109	58 423 317	25 583 935	164 547 567
250	IDTAN TANJUNG UBAN	0	12 809 142	0	185 000 414
251	IDTPN TANJUNG PINANG	0	1 232 613	0	18 913 358
263	IDPAS PASIR PANJANG	67 320	172 781	369 376	871 311
	LAM PUNG	1 505 341	1 624 122	2 963 619	3 727 982
395	IDPJG PANJANG	1 505 341	1 624 122	2 963 619	3 727 982
	DKI JAKARTA	245 001 678	2 424 181 015	1 157 591 688	11 349 921 563
431	IDTPP TANJUNG PRIOK	241 173 086	2 356 985 499	952 633 186	8 902 404 693
432	IDKLB KALIBARU	0	22 974 569	0	4 556 327
433	IDJKT JAKARTA / PASAR IKAN	1 353 713	13 930 114	8 073 966	69 945 948
434	IDCGK SOEKARNO-HATTA (U)	2 467 402	30 213 866	196 311 438	2 366 928 133
436	IDHLP HALIM PERDANA KUSUMA (U)	7 477	76 967	573 098	6 086 462
	BANTEN	91 566 647	1 786 381 453	76 684 932	1 072 582 076
461	IDMRK MERAK	39 769 647	751 920 273	46 905 311	530 457 546
473	IDCGD CIGADING	51 797 000	1 034 461 180	29 779 621	542 124 530
	JAWA BARAT	0	27 465	0	70 701 251
466	IDBDO HUSEIN SASTRANEGARA	0	1 255	0	61 516
468	IDBND GEDE BAGE-BANDUNG (PTT)	0	26 210	0	70 639 735
	JAWA TENGAH	19 530 316	184 710 030	76 772 727	735 509 224
494	IDTES TANJUNG EMAS	19 517 088	184 175 058	76 575 893	729 813 364
496	IDSRG ACHMAD YANI (U)	12 403	158 340	181 582	2 228 148
497	IDSMR SEM ARANG (PTT)	0	356 667	0	3 113 219
498	IDSOC JEBRES/ADI SUMARMO	825	19 965	15 252	354 493
	DI YOGYAKARTA	1 428	3 903	34 542	97 337
531	IDJOG ADI SUCIPTO (U)	1 428	3 039	34 542	75 289
532	IDJOK YOGYAKARTA (PTT)	0	864	0	22 048
	JAWA TIMUR	66 275 275	487 707 621	96 485 184	842 812 133
563	IDTPE TANJUNG PERAK	65 806 661	483 068 465	90 091 150	774 486 890
587	IDSUB JUANDA (U)-SURABAYA	91 396	922 408	5 384 901	57 102 075
588	IDSUR SURABAYA (PTT)	377 218	3 716 748	1 009 133	11 223 168
	BALI	5 413	281 093	186 024	6 634 310
613	IDBOA BENOA/LOLOAN	0	171 088	0	21 725
620	IDDPS NGURAH RAI (U)	5 413	110 005	186 024	6 612 585
	KALIMANTAN TIMUR	3 494	6 872	93 940	154 237
803	IDBPP BALIKPAPAN	3 306	3 722	89 940	112 180
814	IDBPN SEPINGGAN (U)	188	3 150	4 000	42 057
	SULAWESI UTARA	223 895	799 043	358 684	1 884 768
835	IDBIT BITUNG	223 116	790 005	351 457	1 731 127
843	IDMDC SAM RATULANGI (U)	779	9 038	7 227	153 641
	TOTAL IM PORT	482 556 075	5 182 687 790	1 479 519 636	14 765 349 435

DATA

MENCERDASKAN BANGSA




BADAN PUSAT STATISTIK

Jl. dr. Sutomo No. 6-8 Jakarta 10710

Telp. : (021) 3841195, 3842508, 3810291-4, Fax. : (021) 3857046

Homepage : <http://www.bps.go.id> E-mail : bpsHQ@bps.go.id

ISSN 0126-3668



9 770126 366007 >