



Katalog BPS: 8202002

BULETIN
STATISTIK PERDAGANGAN LUAR NEGERI
FOREIGN TRADE STATISTICAL BULLETIN

EKSPOR/EXPORTS

MENURUT KELOMPOK KOMODITI DAN NEGARA
SEPTEMBER 2013



BADAN PUSAT STATISTIK

BULETIN
STATISTIK PERDAGANGAN LUAR NEGERI
FOREIGN TRADE STATISTICAL BULLETIN

EKSPOR/EXPORTS

MENURUT KELOMPOK KOMODITI DAN NEGARA
SEPTEMBER 2013



Buletin Statistik Perdagangan Luar Negeri
Foreign Trade Statistical Bulletin

EKSPOR /EXPORTS

ISSN : 0216-5775

No. Publikasi / *Publication Number* : 06110. 1332

Katalog BPS / *BPS Catalogue*: 8202002

Ukuran Buku / *Book Size* : 21 Cm X 29 Cm

Jumlah Halaman / *Total Pages* : 148 Halaman / *Pages*

Naskah / *Manuscript* :

Subdirektorat Statistik Ekspor

Export Statistics Subdirectorate

Penyunting / *Editor* : Rini Kusumastuti
Kanti Sulihwangi

Penyusun / *Author* : Fifi Nofrida
Purwaningsih
Realita Eschachasthi

Gambar Kulit / *Cover Design* :

Subdirektorat Statistik Ekspor

Export Statistics Subdirectorate

Diterbitkan oleh / *Published by* :

Badan Pusat Statistik - Indonesia / *Statistics Indonesia*

Dicetak oleh / *Printed by* :

CV Tapasuma Ratu Agung

Boleh dikutip dengan menyebut sumbernya

May be cited with reference to the source

KATA PENGANTAR

Buletin Statistik Perdagangan Luar Negeri Ekspor yang diterbitkan secara bulanan oleh Badan Pusat Statistik (BPS) ini, memuat data ekspor menurut sektor yaitu mencakup perkembangan ekspor komoditas pertanian, industri dan pertambangan dan perkembangan ekspor Indonesia menurut negara tujuan. Angka ekspor yang disajikan adalah angka ekspor kumulatif, mulai dari Januari 2012 sampai dengan bulan berjalan pada tahun yang sama.

Buletin Ekspor ini juga memuat ulasan ringkas tentang perbandingan, pertumbuhan, peranan ekspor yang cukup menonjol atau signifikan. Diharapkan buletin ini dapat membantu para pengguna data, utamanya pengguna data ekspor dalam menyusun perencanaan dan kebijakan yang terkait dengan masalah ekspor atau perekonomian lainnya.

Kepada pengguna data diharapkan dapat memberikan saran dan kritik yang konstruktif guna perbaikan buletin ini untuk masa yang akan datang dan peningkatan layanan masyarakat yang harus dilakukan oleh BPS. Akhirnya, ucapan terima kasih kami sampaikan kepada semua pihak yang telah memungkinkan buletin ini dapat diterbitkan. Semoga bermanfaat.

Jakarta, Januari 2014

BADAN PUSAT STATISTIK
KEPALA,

Dr. Suryamin

ISI / CONTENT

| | Halaman / Page |
|--|----------------|
| Kata Pengantar / <i>Preface</i> | iii |
| Isi / <i>Content</i> | iv |
| Ringkasan / <i>Highlight</i> | v - xiv |
| Tabel-tabel / Tables | |
| Tabel 1. Ringkasan Perkembangan Ekspor Indonesia | 1 |
| Tabel 2. Perkembangan Ekspor Komoditi Pertanian | 1 |
| Tabel 3. Perkembangan Ekspor Komoditi Industri | 2 |
| Tabel 4. Perkembangan Ekspor Komoditi Pertambangan | 4 |
| Tabel 5. Perkembangan Ekspor Indonesia Menurut Komoditi dan Negara Tujuan | 5 |

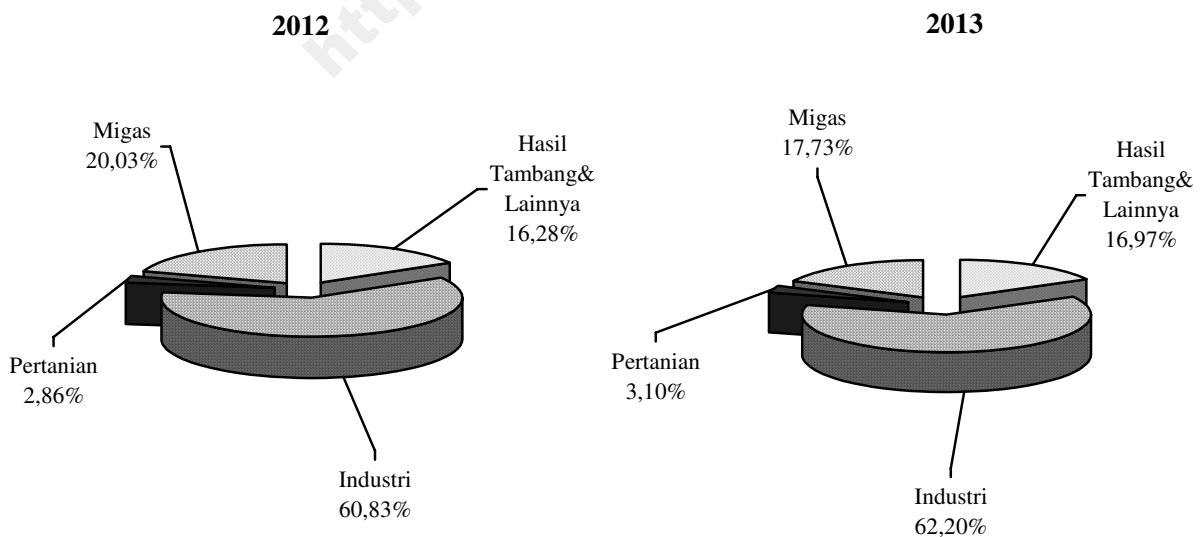
RINGKASAN

Ekspor Indonesia pada periode Januari – September 2013 mencapai nilai US\$133.947,1 juta dengan volume 508.748,5 ribu ton, yang terdiri dari US\$23.745,8 juta hasil ekspor minyak dan gas bumi dan US\$110.201,3 juta hasil ekspor komoditi non migas.

Dibandingkan periode yang sama tahun 2012, nilai ekspor turun US\$9.042,3 juta, karena adanya penurunan ekspor migas senilai US\$4.896,9 juta sedangkan dari kelompok nonmigas mengalami penurunan sebesar US\$4.145,4 juta atau turun 3,63

persen dibanding periode yang sama tahun sebelumnya. Dengan demikian, diperlihatkan bahwa penerimaan dari sektor migas masih bisa diharapkan, karena perkembangan harga di pasaran internasional menunjukkan perkembangan yang fluktuatif. Bulan September 2013 harga minyak mentah Indonesia US\$109,71 per barelnya, turun sebesar US\$1,31 per barel dibandingkan bulan September 2012.

**Grafik 1 : PERBANDINGAN NILAI EKSPOR INDONESIA PADA
JANUARI - SEPTEMBER 2012 & 2013**

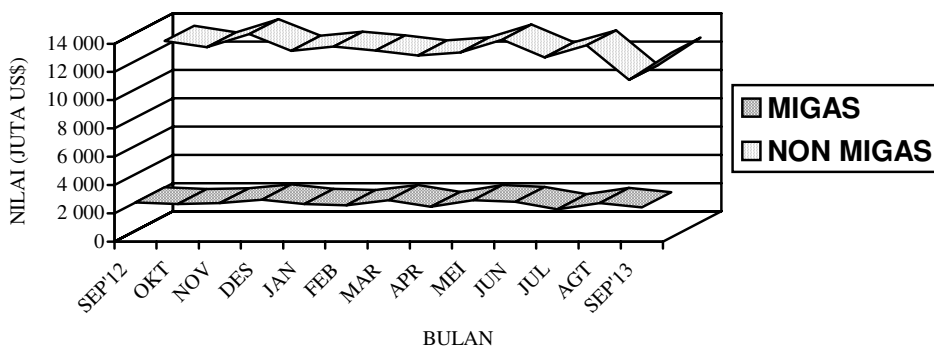


Pada Grafik 1 ditampilkan perbandingan nilai ekspor selama Periode Januari – September 2012 dan 2013. Sedangkan trend perkembangannya dari bulan September 2012 sampai dengan September 2013 disajikan pada Grafik 2, 3, dan 4. Nilai ekspor kelompok migas pada Januari – September 2012 senilai US\$28.642,7 juta yang terdiri dari minyak mentah, hasil minyak dan gas masing-masing senilai US\$9.318,3 juta, US\$3.169,2 juta, dan US\$15.155,1 juta. Sedangkan pada Januari - September 2013 nilai untuk kelompok migas

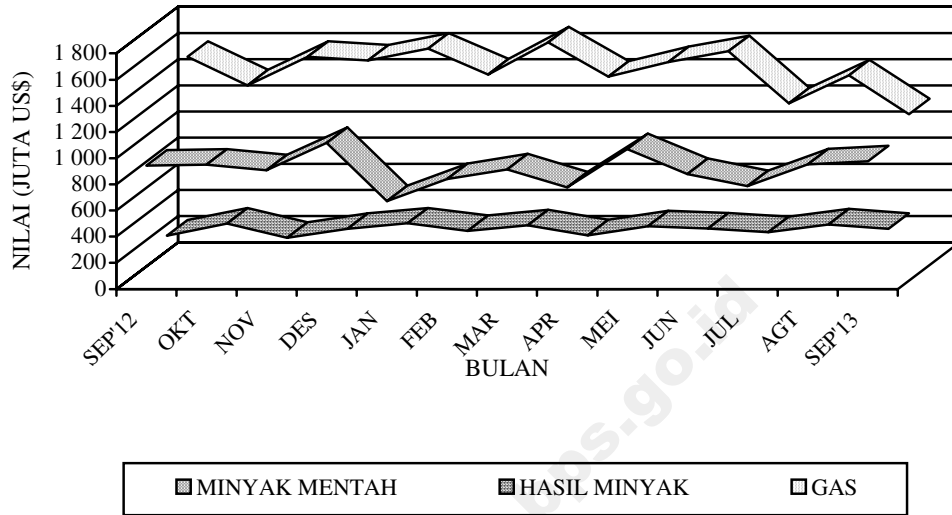
masing-masing sebesar US\$7.865,7 juta, US\$3.100,4 juta dan US\$12.779,7 juta.

Nilai ekspor untuk kelompok non migas yang terdiri dari hasil pertanian, industri serta hasil tambang dan lainnya pada bulan Januari – September 2012 masing-masing US\$4.090,5 juta, US\$86.979,8 juta, dan US\$23.276,4 juta. Sementara itu pada periode Januari - September 2013 masing-masing mencapai US\$4.155,6 juta, US\$83.311,1 juta, dan US\$22.734,6 juta.

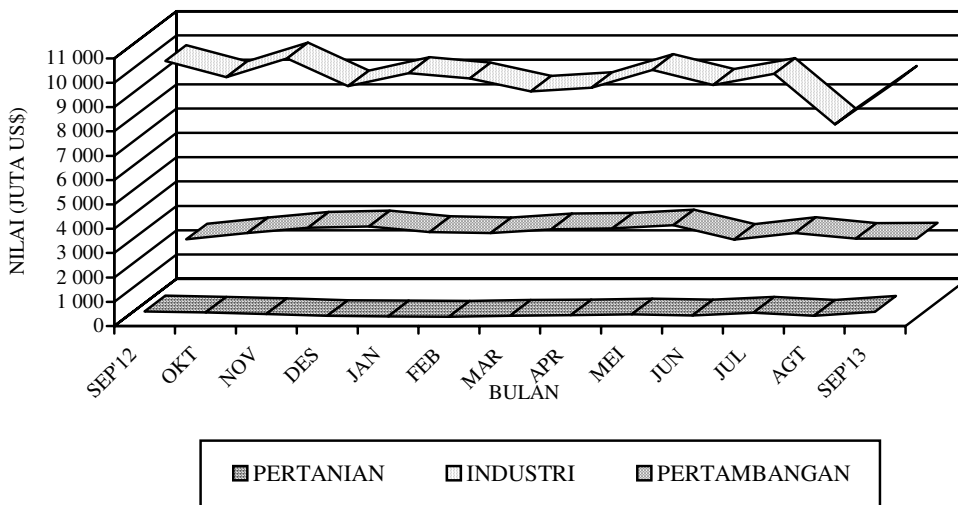
Grafik 2 : PERKEMBANGAN NILAI EKSPOR MIGAS DAN NON MIGAS SELAMA SEPTEMBER 2012 SAMPAI DENGAN SEPTEMBER 2013



**Grafik 3 : PERKEMBANGAN NILAI EKSPOR KOMODITI MIGAS
SELAMA SEPTEMBER 2012 SAMPAI DENGAN SEPTEMBER 2013**



**Grafik 4 : PERKEMBANGAN NILAI EKSPOR KOMODITI NON MIGAS
SELAMA SEPTEMBER 2012 SAMPAI DENGAN SEPTEMBER 2013**



**Tabel A. RINGKASAN EKSPOR NON MIGAS INDONESIA
(JUTA US\$)**

| Tahun dan Bulan | Hasil sektor pertanian | Hasil sektor industri | Hasil sektor tambang | Total |
|------------------------|-------------------------------|------------------------------|-----------------------------|--------------|
| [1] | [2] | [3] | [4] | [5] |
| 2011 | | | | |
| September | 372,6 | 10 003,9 | 3 235,9 | 13 612,4 |
| Oktober | 445,4 | 10 166,3 | 3 283,3 | 13 895,0 |
| November | 470,1 | 10 289,7 | 2 952,8 | 13 712,7 |
| Desember | 476,2 | 9 926,0 | 3 190,5 | 13 592,7 |
| 2012 | | | | |
| Januari | 383,8 | 9 389,3 | 2 654,4 | 12 427,5 |
| Februari | 435,0 | 9 422,9 | 2 482,0 | 12 339,9 |
| Maret | 426,5 | 10 308,2 | 3 030,7 | 13 765,4 |
| April | 385,2 | 9 267,7 | 2 959,5 | 12 612,5 |
| Mei | 450,6 | 9 640,3 | 3 013,8 | 13 104,7 |
| Juni | 449,5 | 9 700,3 | 2 391,9 | 12 541,8 |
| Juli | 539,2 | 10 310,5 | 2 321,3 | 13 170,9 |
| Agustus | 417,5 | 8 695,5 | 2 151,0 | 11 264,0 |
| September | 604,8 | 10 251,1 | 2 271,7 | 13 127,6 |
| Oktober | 560,6 | 9 585,6 | 2 527,3 | 12 673,5 |
| November | 498,4 | 10 354,2 | 2 747,3 | 13 599,9 |
| Desember | 419,7 | 9 209,6 | 2 797,7 | 12 427,0 |
| 2013 | | | | |
| Januari | 404,8 | 9 749,0 | 2 568,1 | 12 721,8 |
| Februari | 388,3 | 9 533,2 | 2 526,4 | 12 448,1 |
| Maret | 423,6 | 8 987,7 | 2 685,2 | 12 096,3 |
| April | 445,3 | 9 145,5 | 2 718,1 | 12 308,9 |
| Mei | 485,3 | 9 877,3 | 2 844,5 | 13 207,1 |
| Juni | 438,0 | 9 263,2 | 2 257,3 | 11 958,5 |
| Juli | 553,0 | 9 717,8 | 2 534,5 | 12 805,3 |
| Agustus | 425,7 | 7 642,4 | 2 295,1 | 10 363,2 |
| September | 591,6 | 9 395,0 | 2 305,5 | 12 292,1 |

Dipandang dari negara tujuan ekspor (Tabel B), pada bulan September 2013 kelompok migas yang ditujukan ke kawasan Asia Timur dan Asia Selatan & Tenggara sebesar US\$1.334,2 juta dan US\$753,7 juta memperlihatkan penurunan dibanding tahun 2012. Negara yang memperlihatkan penurunan ekspor kelompok migas adalah Jepang dengan persentase penurunan sebesar 25,46 persen, Thailand dengan persentase

penurunan sebesar 10,14 persen, dan Singapura dengan persentase penurunan sebesar 36,30 persen, sedangkan Cina dan Malaysia memperlihatkan peningkatan dibanding tahun 2012, dengan persentase peningkatan masing-masing sebesar 168,44 persen dan 12,13 persen. Dari Tabel B juga terlihat bahwa ekspor komoditi migas pada bulan September 2013 menunjukkan penurunan menjadi US\$2.414,7 juta.

Tabel B : Perkembangan Ekspor Migas & Non Migas Indonesia Menurut Negara Tujuan, September 2012 & September 2013 (Juta US\$)

| Kawasan Negara Ekspor | Migas | | | Non Migas | | |
|---------------------------------------|----------------|----------------|---------------|-----------------|-----------------|---------------|
| | September 2012 | September 2013 | Perubahan (%) | September 2012 | September 2013 | Perubahan (%) |
| • Asia Timur | 1 710,2 | 1 334,2 | -21,99 | 4 273,9 | 4 018,4 | -5,98 |
| - Jepang | 895,5 | 667,5 | -25,46 | 1 457,1 | 1 383,2 | -5,07 |
| - China | 37,7 | 101,2 | 168,44 | 1 677,3 | 1 621,4 | -3,33 |
| • Asia Selatan & Tenggara | 940,0 | 753,7 | -19,82 | 4 144,2 | 3 667,4 | -11,51 |
| - Thailand | 122,3 | 109,9 | -10,14 | 498,4 | 439,0 | -11,92 |
| - Singapura | 561,7 | 357,8 | -36,30 | 982,3 | 833,5 | -15,15 |
| - Philipina | 0,0 | 0,0 | - | 317,8 | 308,6 | -2,89 |
| - Malaysia | 251,4 | 281,9 | 12,13 | 709,8 | 576,6 | -18,77 |
| • Asia Barat | 0,0 | 3,7 | - | 553,9 | 531,3 | -4,08 |
| • Afrika | 0,5 | 0,2 | -60,00 | 636,1 | 584,2 | -8,16 |
| • Australia & Oceania | 57,1 | 179,3 | 214,01 | 380,2 | 296,7 | -21,96 |
| • Amerika Utara | 52,4 | 129,3 | 146,76 | 1 245,9 | 1 351,5 | 8,48 |
| - Amerika Serikat | 52,4 | 129,3 | 146,76 | 1 179,7 | 1 295,7 | 9,83 |
| • Amerika Tengah & Selatan | 7,2 | 10,0 | 38,89 | 321,0 | 271,7 | -15,36 |
| • Eropa Barat | 3,0 | 4,3 | 43,33 | 1 315,5 | 1 295,4 | -1,53 |
| • Eropa Timur | 0,0 | 0,0 | - | 256,9 | 275,5 | 7,24 |
| Total Ekspor | 2 770,4 | 2 414,7 | -12,84 | 13 127,6 | 12 292,1 | -6,36 |

Pada kelompok non migas nilai ekspor juga mengalami penurunan hingga menjadi US\$12.292,1 juta. Penurunan terbesar terjadi ke negara Malaysia sebesar 18,77 persen.

Pada tabel 1 disajikan ekspor menurut sektor. Disini terlihat bahwa perolehan devisa terbesar pada periode Januari – September 2013 berasal dari sektor industri dengan nilai US\$83.311,1 juta atau sekitar 62,20 persen dari total ekspor, sedangkan pada periode Januari – September 2012 juga berasal dari sektor industri dengan nilai US\$86.979,8 juta atau sekitar 60,83 persen dari total ekspor. Dibandingkan periode yang sama tahun sebelumnya, sektor industri mengalami penurunan 4,22 persen.

Pada tabel 2 disajikan perkembangan ekspor komoditi hasil pertanian, selama periode Januari – September 2013, komoditi andalan sektor pertanian antara lain udang segar/beku dengan nilai US\$947,0 juta (22,79 persen); kopi dengan nilai US\$912,5 juta (21,96 persen); ikan dan lain-lain dengan nilai US\$764,5 juta (18,40 persen); rempah-rempah dengan nilai US\$377,2 juta (9,08 persen); biji coklat dengan nilai US\$330,2 juta (7,95 persen); buah-buahan dengan nilai US\$135,1 juta (3,25 persen); bahan nabati lainnya dengan nilai US\$116,4 juta (2,80 persen); teh dengan nilai

US\$100,0 juta (2,41 persen); damar dan getah damar dengan nilai US\$73,0 juta (1,76 persen); tembakau dengan nilai US\$70,0 juta (1,68 persen).

Pada tabel 3 disajikan perkembangan ekspor komoditi hasil industri, selama periode Januari – September 2013, komoditi andalan sektor industri antara lain minyak nabati dengan nilai US\$13.215,7 juta (15,86 persen); tekstil dengan nilai US\$9.667,8 juta (11,60 persen); alat listrik, ukur, fotografi, dll dengan nilai US\$8.152,4 juta (9,79 persen); karet alam olahan dengan nilai US\$7.078,1 juta (8,50 persen); barang dari logam tidak mulia dengan nilai US\$6.316,6 juta (7,58 persen); makanan olahan dengan nilai US\$3.873,5 juta (4,65 persen); kertas dan barang dari kertas dengan nilai US\$2.816,8 juta (3,38 persen); bahan kimia dengan nilai US\$2.558,2 juta (3,07 persen); kayu olahan dengan nilai US\$2.544,0 juta (3,05 persen); meubel dan bagian-bagiannya dengan nilai US\$1.275,6 juta (1,53 persen).

Pada tabel 4 disajikan perkembangan ekspor komoditi hasil pertambangan, selama periode Januari – September 2013, komoditi andalan sektor pertambangan antara lain batu bara dengan nilai US\$18.402,1 juta (80,94 persen) dan biji tembaga dengan nilai US\$1.750,2 juta (7,70 persen). Ekspor batu bara mengalami penurunan 5,97 persen

dibanding periode yang sama tahun sebelumnya, demikian juga biji tembaga mengalami penurunan sebesar 11,22 persen.

Perkembangan ekspor Indonesia menurut komoditi dan negara tujuan yang disajikan pada Tabel 5, memperlihatkan bahwa ekspor selama ini lebih banyak bertumpu pada 15 komoditi utama, (ringkasan disajikan pada Tabel C yang diurut menurut nilai ekspor). Lima belas komoditi tersebut pada periode Januari – September 2013 menyumbang sekitar 61,29 persen dari ekspor non migas.

Batubara mempunyai nilai US\$18.402,1 juta, turun US\$1.168,3 juta dari tahun lalu, komoditi ini menyumbang sekitar 16,70 persen ekspor non migas nasional pada periode Januari – September 2013. Nilai ekspor barang dari minyak kelapa sawit selama periode Januari – September 2013 turun US\$1.834,1 juta menjadi US\$11.350,9 juta.

Pada periode Januari – September 2013 nilai ekspor pakaian jadi sebesar US\$5.705,3 juta, yang naik dibanding tahun lalu sebesar US\$156,7 juta atau naik sekitar 2,82 persen. Komoditi crumb rubber diekspor dengan nilai US\$5.042,9 juta atau turun 15,06 persen, alat listrik diekspor dengan nilai US\$4.817,9 juta atau sekitar

4,37 persen dari perolehan devisa non migas.

Selama periode Januari – September 2013, audio visual nilai ekspornya mencapai US\$2.836,6 juta, sedangkan tahun sebelumnya senilai US\$3.019,1 juta, atau terjadi penurunan sekitar US\$182,5 juta (6,04 persen). Alas kaki (kulit, karet dan kanvas) nilai ekspornya naik US\$273,9 juta (10,69 persen) menjadi US\$2.836,4 juta.

Perolehan devisa dari kertas dan barang dari kertas pada periode Januari – September 2013 diekspor dengan nilai US\$2.816,8 juta atau sekitar 2,56 persen dari kelompok non migas. Textil lainnya pada periode Januari – September 2013 diekspor dengan nilai US\$2.746,4 juta sedangkan tahun sebelumnya US\$2.654,3 juta.

Bahan kimia organik nilai ekspornya turun US\$150,0 juta menjadi US\$1.972,5 juta. Sedangkan nilai ekspor besi/baja dalam periode Januari – September 2013 turun 10,56 persen menjadi US\$1.897,8 juta. Damar tiruan, bahan plastik nilai ekspornya turun US\$29,7 juta menjadi US\$1.860,6 juta. Barang dari karet nilai ekspornya turun US\$139,8 juta menjadi US\$1.816,7 juta. Biji tembaga nilai ekspornya turun US\$221,2 juta menjadi US\$1.750,2 juta. Kendaraan bermotor roda 4 atau lebih nilai

eksportnya turun US\$161,3 juta menjadi US\$1.686,4 juta.

**Tabel C : Ekspor Utama Barang Bukan Migas
Periode Januari – September, 2012 dan 2013**

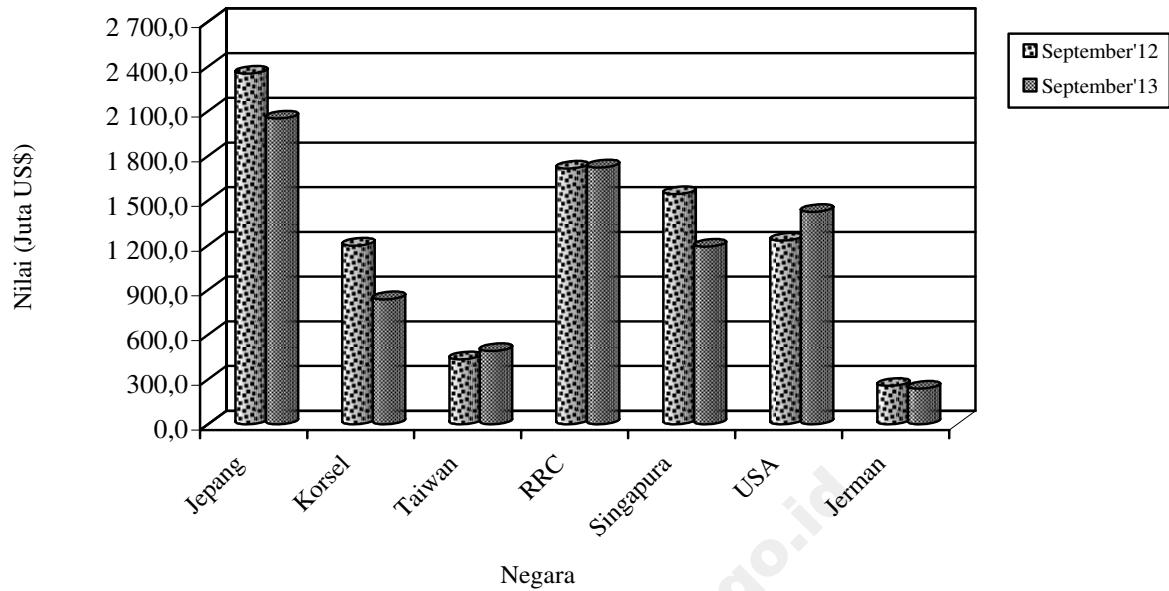
| Komoditi | Nilai FOB (Juta US\$) | | Perubahan | | % Peran 2013 (Terhadap Non Migas) |
|--|-----------------------|-----------------|-----------------|--------------|--------------------------------------|
| | 2012 | 2013 | Absolut | Persen | |
| Batu Bara | 19 570,4 | 18 402,1 | -1 168,3 | -5,97 | 16,70 |
| Minyak Kelapa Sawit | 13 185,0 | 11 350,9 | -1 834,1 | -13,91 | 10,30 |
| Pakaian Jadi | 5 548,7 | 5 705,3 | 156,7 | 2,82 | 5,18 |
| Crumb Rubber | 5 937,0 | 5 042,9 | -894,1 | -15,06 | 4,58 |
| Alat Listrik | 4 972,0 | 4 817,9 | -154,1 | -3,10 | 4,37 |
| Audio Visual | 3 019,1 | 2 836,6 | -182,5 | -6,04 | 2,57 |
| Alas Kaki (Kulit,Karet dan Kanvas) | 2 562,5 | 2 836,4 | 273,9 | 10,69 | 2,57 |
| Kertas dan Barang dari Kertas | 3 023,0 | 2 816,8 | -206,1 | -6,82 | 2,56 |
| Textil Lainnya | 2 654,3 | 2 746,4 | 92,1 | 3,47 | 2,49 |
| Bahan Kimia Organik | 2 122,5 | 1 972,5 | -150,0 | -7,07 | 1,79 |
| Besi/Baja | 2 121,7 | 1 897,8 | -224,0 | -10,56 | 1,72 |
| Damar Tiruan, Bahan Plastik | 1 890,3 | 1 860,6 | -29,7 | -1,57 | 1,69 |
| Barang dari Karet | 1 956,5 | 1 816,7 | -139,8 | -7,15 | 1,65 |
| Biji Tembaga | 1 971,3 | 1 750,2 | -221,2 | -11,22 | 1,59 |
| Kendaraan Bermotor Roda 4 atau Lebih | 1 847,7 | 1 686,4 | -161,3 | -8,73 | 1,53 |
| Total Komoditi Utama | 72 381,9 | 67 539,4 | -4 842,4 | -6,69 | 61,29 |

Nilai ekspor periode Januari – September 2013, menurut negara kelompok ekonomi, ke kelompok negara APEC adalah yang terbesar yaitu mencapai 72,77 persen dari total ekspor yaitu US\$97.471,5 juta, diantaranya US\$29.954,6 juta ke ASEAN dan US\$12.824,6 juta ke NAFTA. Sementara nilai ekspor ke Uni Eropa sebesar 9,31 persen (US\$12.469,0 juta) dan ke Timur Tengah sebesar 3,50 persen (US\$4.682,7 juta). Ditinjau dari perkembangannya, nilai ekspor ke negara-negara APEC turun 7,24 persen dibanding keadaan tahun 2012 yang terdiri dari penurunan ekspor menuju ASEAN sebesar 3,35 persen, Jepang sebesar 12,83 persen, dan menuju Korea Selatan sebesar 28,41 persen, sedangkan menuju NAFTA naik sebesar 3,66 persen.

Nilai ekspor periode Januari – September 2013, menuju tujuh negara tujuan utama yaitu Jepang, Korea Selatan, Taiwan, RR China, Singapura, Amerika dan Jerman mencapai sebesar US\$74.772,0 juta atau sekitar 55,82 persen dari total ekspor. Dibandingkan periode tahun sebelumnya nilai ini turun US\$6.746,9 juta atau sekitar 8,28 persen.

Selain tujuh negara tujuan utama di atas, negara tujuan yang membeli produk nasional di atas US\$ 100 juta pada bulan September 2013 antara lain Hongkong, Malaysia dan Australia masing-masing dengan nilai US\$247,8 juta, US\$858,5 juta dan US\$414,5 juta. Sedangkan dari kawasan Eropa antara lain ke Belanda dan Inggris masing-masing dengan nilai US\$330,3 juta dan US\$147,0 juta.

**Grafik 5: EKSPOR INDONESIA MENURUT NEGARA
TUJUAN UTAMA BULAN SEPTEMBER 2012 & 2013**



Perbandingan nilai ekspor bulan September 2012 dan 2013 ke beberapa negara tertentu disajikan pada Grafik 5.

TABEL 1. RINGKASAN PERKEMBANGAN EKSPOR INDONESIA

| JENIS BARANG | BERAT BERSIH (RIBU TON) | | PERUB | NILAI FOB (JUTA US \$) | | PERUB |
|---------------------|-------------------------|------------------|---------------|------------------------|------------------|---------------|
| | JAN-SEP 2012 | JAN-SEP 2013 | % | JAN-SEP 2012 | JAN-SEP 2013 | % |
| (1) | (2) | (3) | (4) | (5) | (6) | (7) |
| TOTAL EKSPOR | 428 403,5 | 508 748,5 | 18,75 | 142 989,4 | 133 947,1 | -6,32 |
| MIGAS | 37 487,2 | 32 251,8 | -13,97 | 28 642,7 | 23 745,8 | -17,10 |
| MINYAK MENTAH | 11 246,2 | 10 013,0 | -10,97 | 9 318,3 | 7 865,7 | -15,59 |
| HASIL MINYAK | 4 203,5 | 4 338,4 | 3,21 | 3 169,2 | 3 100,4 | -2,17 |
| GAS ALAM | 22 037,5 | 17 900,4 | -18,77 | 16 155,1 | 12 779,7 | -20,89 |
| NON MIGAS | 390 916,3 | 476 496,7 | 21,89 | 114 346,7 | 110 201,3 | -3,63 |
| HASIL PERTANIAN | 2 091,9 | 2 165,8 | 3,53 | 4 090,5 | 4 155,6 | 1,59 |
| HASIL INDUSTRI | 47 331,5 | 51 910,6 | 9,67 | 86 979,8 | 83 311,1 | -4,22 |
| HASIL TAMBANG | 341 491,8 | 422 418,5 | 23,70 | 23 261,1 | 22 724,5 | -2,31 |
| LAINNYA | 1,1 | 1,7 | 61,85 | 15,3 | 10,1 | -33,74 |

TABEL 2. PERKEMBANGAN EKSPOR KOMODITI HASIL PERTANIAN

| JENIS BARANG | BERAT BERSIH (TON) | | PERUB | NILAI FOB (RIBU US \$) | | PERUB |
|------------------------------------|--------------------|------------------|-------------|------------------------|------------------|-------------|
| | JAN-SEP 2012 | JAN-SEP 2013 | % | JAN-SEP 2012 | JAN-SEP 2013 | % |
| (1) | (2) | (3) | (4) | (5) | (6) | (7) |
| TOTAL PERTANIAN | 2 091 923 | 2 165 843 | 3,53 | 4 090 533 | 4 155 628 | 1,59 |
| KARET ALAM | 7 289 | 4 241 | -41,81 | 15 654 | 9 488 | -39,39 |
| KOPI | 306 402 | 405 208 | 32,25 | 895 674 | 912 545 | 1,88 |
| UDANG SEGAR/BEKU | 91 205 | 94 833 | 3,98 | 793 225 | 946 979 | 19,38 |
| TEH | 47 942 | 48 202 | 0,54 | 95 569 | 99 956 | 4,59 |
| REMPAH-REMPAH | 77 951 | 80 875 | 3,75 | 440 031 | 377 225 | -14,27 |
| -LADA HITAM | 31 335 | 20 434 | -34,79 | 195 952 | 126 511 | -35,44 |
| -LADA PUTIH | 8 701 | 10 298 | 18,36 | 79 107 | 91 527 | 15,70 |
| -KAYU MANIS DAN BUNGANYA | 14 413 | 15 290 | 6,09 | 18 244 | 22 787 | 24,90 |
| -BIJI PALA & BUNGANYA DAN KAPULAGA | 15 901 | 14 590 | -8,24 | 119 195 | 99 079 | -16,88 |
| -PANILI | 142 | 198,972 | 40,25 | 3 041 | 5 257 | 72,86 |
| -LAINNYA | 7 460 | 20 063 | 168,94 | 24 492 | 32 064 | 30,92 |
| TEBAKAU | 12 695 | 15 003 | 18,18 | 47 696 | 70 007 | 46,78 |
| BIJI COKLAT | 138 853 | 151 402 | 9,04 | 313 821 | 330 198 | 5,22 |
| IKAN DAN LAIN-LAIN | 449 418 | 475 933 | 5,90 | 827 536 | 764 478 | -7,62 |
| -IKAN TONGKOL/TUNA | 66 175 | 81 884 | 23,74 | 192 700 | 202 249 | 4,96 |
| -UBUR-UBUR | 10 104 | 8 513 | -15,75 | 21 622 | 32 901 | 52,17 |
| -KEPITING, KERANG-KERANGAN | 63 429 | 68 528 | 8,04 | 248 399 | 209 268 | -15,75 |
| -BEKICOT | 2 101 | 2512,702 | 19,57 | 4 341 | 6 827 | 57,26 |
| -IKAN LAINNYA | 307 608 | 314 495 | 2,24 | 360 475 | 313 233 | -13,11 |
| BIJI-BIJIAN | 140 282 | 100 058 | -28,67 | 25 795 | 24 001 | -6,95 |
| -BIJI BUNGA | 75 | 17,658 | -76,37 | 3 232 | 2 890 | -10,57 |
| -BIJI KAPAS | 620 | 1031,16 | 66,38 | 181 | 283 | 56,54 |
| -BIJI LAINNYA | 139 588 | 99 010 | -29,07 | 22 382 | 20 829 | -6,94 |
| BULU BEBEK | 493 | 651,283 | 32,20 | 607 | 936 | 54,15 |
| DAMAR DAN GETAH DAMAR | 45 956 | 57 209 | 24,49 | 62 515 | 73 045 | 16,84 |
| KOPAL DAN LAIN-LAIN | 22 575 | 24 225 | 7,31 | 23 612 | 26 663 | 12,92 |
| SAYUR-SAYURAN | 110 992 | 73 969 | -33,36 | 58 623 | 45 524 | -22,34 |
| BUAH-BUAHAN | 187 604 | 178 260 | -4,98 | 140 017 | 135 112 | -3,50 |
| KULIT KERANG DAN LAIN-LAIN | 9 212 | 9 622 | 4,45 | 6 406 | 7 240 | 13,03 |
| TANAMAN OBAT | 8 492 | 9 484 | 11,67 | 12 920 | 17 012 | 31,68 |

TABEL 2. PERKEMBANGAN EKSOR KOMODITI HASIL PERTANIAN

| JENIS BARANG | BERAT BERSIH (TON) | | PERUB | NILAI FOB (RIBU US \$) | | PERUB |
|-------------------------|--------------------|--------------|--------|------------------------|--------------|--------|
| | JAN-SEP 2012 | JAN-SEP 2013 | % | JAN-SEP 2012 | JAN-SEP 2013 | % |
| (1) | (2) | (3) | (4) | (5) | (6) | (7) |
| BAHAN NABATI LAINNYA | 130 285 | 136 382 | 4,68 | 100 551 | 116 358 | 15,72 |
| -GANGGANG LAUT | 120 577 | 128 470 | 6,55 | 99 167 | 114 810 | 15,78 |
| -LAINNYA | 9 709 | 7 912 | -18,50 | 1 384 | 1 547 | 11,82 |
| HASIL PERTANIAN LAINNYA | 304 277 | 300 286 | -1,31 | 230 281 | 198 858 | -13,65 |
| -MUTIARA | 4 | 3 | -23,43 | 21 605 | 16 267 | -24,71 |
| -LAINNYA | 304 273 | 300 283 | -1,31 | 208 676 | 182 591 | -12,50 |

TABEL 3. PERKEMBANGAN EKSPOR KOMODITI HASIL INDUSTRI

| JENIS BARANG | BERAT BERSIH (TON) | | PERUB | NILAI FOB (RIBU US \$) | | PERUB |
|-----------------------------------|--------------------|-------------------|-------------|------------------------|-------------------|--------------|
| | JAN-SEP 2012 | JAN-SEP 2013 | % | JAN-SEP 2012 | JAN-SEP 2013 | % |
| (1) | (2) | (3) | (4) | (5) | (6) | (7) |
| TOTAL INDUSTRI | 47 331 494 | 51 910 634 | 9,67 | 86 979 797 | 83 311 054 | -4,22 |
| KAYU OLAHAN | 3 124 090 | 3 393 130 | 8,61 | 2 472 669 | 2 544 024 | 2,89 |
| -KAYU LAPIS | 1 432 700 | 1 501 317 | 4,79 | 1 474 474 | 1 582 812 | 7,35 |
| -KAYU GERGAJIAN | 38 661 | 39 311 | 1,68 | 38 802 | 35 078 | -9,60 |
| -KAYU OLAHAN LAIN | 1 652 729 | 1 852 502 | 12,09 | 959 393 | 926 133 | -3,47 |
| BARANG DARI LOGAM TIDAK MULIA | 1 715 924 | 1 619 630 | -5,61 | 6 462 990 | 6 316 604 | -2,26 |
| -TIMAH | 88 603 | 73 359 | -17,20 | 1 550 998 | 1 592 080 | 2,65 |
| -ALUMINIUM | 233 474 | 220 102 | -5,73 | 594 402 | 536 739 | -9,70 |
| -NIKEL | 56 271 | 73 690 | 30,96 | 603 296 | 737 056 | 22,17 |
| -BESI/BAJA | 1 118 070 | 887 042 | -20,66 | 2 121 749 | 1 897 767 | -10,56 |
| -TEMBAGA | 169 766 | 182 084 | 7,26 | 1 349 857 | 1 308 460 | -3,07 |
| -SENG | 4 694 | 5 651 | 20,39 | 4 219 | 5 581 | 32,28 |
| -LOGAM TIDAK MULIA LAIN | 45 046 | 177 701 | 294,49 | 238 468 | 238 922 | 0,19 |
| TEKSTIL | 1 467 711 | 1 580 830 | 7,71 | 9 516 937 | 9 667 777 | 1,58 |
| -PAKAIAN JADI | 339 678 | 358 104 | 5,42 | 5 548 664 | 5 705 317 | 2,82 |
| -KAIN TENUN | 193 137 | 186 377 | -3,50 | 1 313 978 | 1 216 042 | -7,45 |
| -TEKSTIL LAINNYA | 934 896 | 1 036 349 | 10,85 | 2 654 296 | 2 746 418 | 3,47 |
| KARET ALAM OLAHAN | 2 294 361 | 2 459 742 | 7,21 | 8 143 043 | 7 078 125 | -13,08 |
| -BARANG DARI KARET | 451 532 | 463 362 | 2,62 | 1 956 502 | 1 816 657 | -7,15 |
| -SHEET | 49 075 | 50 238 | 2,37 | 166 858 | 142 310 | -14,71 |
| -CRUMB RUBBER | 1 770 122 | 1 918 371 | 8,38 | 5 936 954 | 5 042 887 | -15,06 |
| -CREPE | 23 632 | 27 771 | 17,52 | 82 729 | 76 272 | -7,80 |
| MAKANAN TERNAK | 3 192 664 | 3 251 813 | 1,85 | 424 640 | 519 123 | 22,25 |
| -BUNGKIL KELAPA | 261 804 | 194 909 | -25,55 | 46 522 | 33 376 | -28,26 |
| -DEDAK/BEKATUL | 316 072 | 282 432 | -10,64 | 66 683 | 73 301 | 9,92 |
| -LAINNYA | 2 614 788 | 2 774 472 | 6,11 | 311 435 | 412 447 | 32,43 |
| MINYAK ATSIRI DAN LAINNYA | 76 774 | 74 963 | -2,36 | 413 122 | 428 592 | 3,74 |
| -MINYAK ATSIRI LAINNYA | 6 411 | 2 002 | -68,78 | 64 818 | 49 989 | -22,88 |
| -WANGI-WANGIAN DARI MINYAK ATSIRI | 70 363 | 72 961 | 3,69 | 348 304 | 378 603 | 8,70 |
| ROTAN OLAHAN | 601 | 329 | -45,17 | 1 242 | 666 | -46,36 |
| MINYAK NABATI | 15 183 280 | 17 302 156 | 13,96 | 15 370 883 | 13 215 728 | -14,02 |
| -MINYAK KELAPA SAWIT | 13 302 667 | 14 831 055 | 11,49 | 13 184 998 | 11 350 930 | -13,91 |
| -MINYAK BIJI KELAPA SAWIT | 978 293 | 1 196 178 | 22,27 | 1 112 865 | 904 276 | -18,74 |
| -MINYAK NABATI LAIN | 902 320 | 1 274 923 | 41,29 | 1 073 019 | 960 521 | -10,48 |
| ASAM BERLEMAK | 1 291 482 | 1 593 849 | 23,41 | 1 386 071 | 1 228 383 | -11,38 |
| -STEARIN | 322 394 | 325 559 | 0,98 | 359 056 | 288 076 | -19,77 |
| -ASAM BERLEMAK LAIN | 969 088 | 1 268 290 | 30,87 | 1 027 015 | 940 308 | -8,44 |

TABEL 3. PERKEMBANGAN EKSPOR KOMODITI HASIL INDUSTRI

| JENIS BARANG | BERAT BERSIH (TON) | | PERUB | NILAI FOB (RIBU US \$) | | PERUB |
|--------------------------------------|--------------------|--------------|----------|------------------------|--------------|-----------|
| | JAN-SEP 2012 | JAN-SEP 2013 | % | JAN-SEP 2012 | JAN-SEP 2013 | % |
| | (1) | (2) | (3) | (4) | (5) | (6) |
| ALAT LISTRIK, UKUR, FOGRAFI, DLL | 478 883 | 444 856 | -7,11 | 8 434 546 | 8 152 354 | -3,35 |
| -ALAT LISTRIK | 365 716 | 333 137 | -8,91 | 4 971 957 | 4 817 883 | -3,10 |
| -DIODE TRANSISTOR | 539 | 813 | 50,93 | 127 742 | 136 944 | 7,20 |
| -AUDIO VISUAL | 105 114 | 94 779 | -9,83 | 3 019 116 | 2 836 646 | -6,04 |
| -FOTOGRAFI DAN OPTIK | 1 975 | 10 847 | 449,36 | 160 805 | 179 750 | 11,78 |
| -ALAT UKUR | 1 064 | 300 | -71,82 | 24 118 | 17 692 | -26,64 |
| -LONCENG, ARLOJI DAN BAGIANNYA | 4 475 | 4 980 | 11,28 | 130 808 | 163 439 | 24,95 |
| MAKANAN OLAHAN | 1 621 598 | 1 697 186 | 4,66 | 3 694 557 | 3 873 521 | 4,84 |
| -COKLAT OLAHAN | 161 996 | 148 474 | -8,35 | 503 484 | 477 438 | -5,17 |
| -GULA TETES | 251 174 | 286 659 | 14,13 | 28 415 | 37 199 | 30,91 |
| -KERUPUK UDANG | 5 653 | 6 198 | 9,65 | 12 182 | 14 345 | 17,76 |
| -BUAH/SAYURAN OLAHAN | 378 021 | 369 351 | -2,29 | 312 215 | 277 292 | -11,19 |
| -MINUMAN OLAHAN | 118 473 | 154 730 | 30,60 | 106 137 | 123 618 | 16,47 |
| -ROKOK DAN TEMBAKAU OLAHAN | 65 684 | 73 537 | 11,96 | 534 827 | 623 077 | 16,50 |
| -DAGING TERNAK | 2 707 | 2 614 | -3,42 | 13 953 | 14 216 | 1,88 |
| -IKAN OLAHAN | 190 564 | 182 547 | -4,21 | 995 285 | 1 067 098 | 7,22 |
| -BERAS GILING | 401 | 865 | 115,84 | 656 | 871 | 32,74 |
| -KOPI OLAHAN | 50 | 15 | -70,11 | 314 | 50 | -84,00 |
| -TEH OLAHAN | 5 926 | 4 954 | -16,40 | 22 392 | 19 998 | -10,69 |
| -GULA PASIR | 530 | 465 | -12,17 | 946 | 883 | -6,63 |
| -GULA LAINNYA | 21 429 | 16 368 | -23,62 | 16 489 | 23 831 | 44,53 |
| -MAKANAN OLAHAN LAINNYA | 418 991 | 450 407 | 7,50 | 1 147 262 | 1 193 603 | 4,04 |
| SEMEN | 221 760 | 883 433 | 298,37 | 14 854 | 45 354 | 205,33 |
| BARANG ANYAMAN | 17 811 | 15 983 | -10,26 | 65 203 | 60 141 | -7,76 |
| -DARI ROTAN | 8 881 | 8 768 | -1,27 | 32 133 | 30 351 | -5,55 |
| -DARI BAHAN LAINNYA | 8 930 | 7 216 | -19,20 | 33 070 | 29 790 | -9,92 |
| MEUBEL DAN BAGIAN-BAGIANNYA | 455 970 | 412 348 | -9,57 | 1 308 142 | 1 275 558 | -2,49 |
| -DARI ROTAN | 45 131 | 38 306 | -15,12 | 167 061 | 142 829 | -14,50 |
| -DARI BAHAN LAINNYA | 410 838 | 374 041 | -8,96 | 1 141 081 | 1 132 729 | -0,73 |
| BAHAN KIMIA | 3 111 681 | 2 987 379 | -3,99 | 2 723 765 | 2 558 180 | -6,08 |
| -AN ORGANIK | 1 003 102 | 893 866 | -10,89 | 441 185 | 394 271 | -10,63 |
| -ORGANIK | 1 943 471 | 1 898 300 | -2,32 | 2 122 460 | 1 972 500 | -7,07 |
| -LAINNYA | 165 108 | 195 214 | 18,23 | 160 120 | 191 409 | 19,54 |
| PUPUK | 869 346 | 1 344 255 | 54,63 | 383 216 | 511 099 | 33,37 |
| PRODUK PHARMASI | 15 847 | 36 938 | 133,09 | 317 770 | 323 619 | 1,84 |
| KULIT DAN BARANG DARI KULIT | 7 426 | 8 036 | 8,21 | 158 790 | 163 605 | 3,03 |
| KACA DAN BARANG DARI KACA | 525 878 | 477 373 | -9,22 | 359 031 | 333 054 | -7,24 |
| KERTAS DAN BARANG DARI KERTAS | 3 205 235 | 3 156 611 | -1,52 | 3 022 951 | 2 816 831 | -6,82 |
| INDUSTRI LAINNYA | 8 453 173 | 9 169 793 | 8,48 | 22 305 373 | 22 198 717 | -0,48 |
| -GLISEROL DAN LARUTAN ALKALI | 115 986 | 170 473 | 46,98 | 33 050 | 53 344 | 61,40 |
| -MARGARIN DAN LEMAK LAINNYA | 538 663 | 480 337 | -10,83 | 588 318 | 434 290 | -26,18 |
| -SABUN MANDI DAN CUCI | 548 683 | 629 231 | 14,68 | 647 444 | 675 117 | 4,27 |
| -BAHAN CELUP ORGANIK SINTETIK | 21 885 | 26 728 | 22,13 | 105 092 | 123 532 | 17,55 |
| -PREPARAT PEMBASMI KUMAN, DLL | 54 931 | 62 461 | 13,71 | 171 938 | 239 933 | 39,55 |
| -DAMAR TIRUAN, BAHAN PLASTIK | 970 881 | 966 942 | -0,41 | 1 890 305 | 1 860 571 | -1,57 |
| -BAHAN KERTAS | 2 337 491 | 2 687 853 | 14,99 | 1 145 166 | 1 326 512 | 15,84 |
| -ALAS KAKI (KULIT, KARET DAN KANVAS) | 145 003 | 156 631 | 8,02 | 2 562 454 | 2 836 397 | 10,69 |
| -PRODUK KERAMIK | 267 244 | 219 789 | -17,76 | 261 495 | 254 265 | -2,77 |
| -EMAS BATANGAN | 28 | 24 | -16,77 | 1 516 109 | 1 099 871 | -27,45 |
| -PESAWAT UDARA DAN BAGIANNYA | 805 | 855 | 6,26 | 139 026 | 127 335 | -8,41 |
| -KAPAL LAUT DAN SEJENISNYA | 106 147 | 138 763 | 30,73 | 332 913 | 879 644 | 164,23 |
| -PERLENGKAPAN OLAHRAGA DAN MAINAN | 29 256 | 34 042 | 16,36 | 336 619 | 418 644 | 24,37 |
| -PENA DAN PENSIL | 9 800 | 11 049 | 12,75 | 87 509 | 83 390 | -4,71 |
| -BATU SEMI PERMATA | 0 | 1 | 1 382,50 | 4 | 435 | 10 353,35 |

TABEL 3. PERKEMBANGAN EKSPOR KOMODITI HASIL INDUSTRI

| JENIS BARANG | BERAT BERSIH (TON) | | PERUB | NILAI FOB (RIBU US \$) | | PERUB |
|-------------------------------------|--------------------|--------------|--------|------------------------|--------------|--------|
| | JAN-SEP 2012 | JAN-SEP 2013 | % | JAN-SEP 2012 | JAN-SEP 2013 | % |
| (1) | (2) | (3) | (4) | (5) | (6) | (7) |
| -KOPER, TAS, DOMPET PLASTIK/TEKSTIL | 9 654 | 9369,44 | -2,95 | 91 886 | 90 012 | -2,04 |
| -BARANG DARI LOGAM MULIA | 93 | 102 | 9,85 | 123 581 | 129 160 | 4,51 |
| -PETI KEMAS | 2 893 | 4 507 | 55,82 | 8 099 | 12 733 | 57,22 |
| -KOMPUTER DAN BAGIANNYA | 20 049 | 14 512 | -27,62 | 553 273 | 395 638 | -28,49 |
| -KENDARAAN BERMOTOR RODA 2 DAN 3 | 15 082 | 10 202 | -32,35 | 153 373 | 96 132 | -37,32 |
| -KENDARAAN BERMOTOR RODA 4 DAN LEE | 195 337 | 177 084 | -9,34 | 1 847 677 | 1 686 364 | -8,73 |
| -SUKU CADANG MESIN | 81 595 | 90 339 | 10,72 | 646 013 | 522 343 | -19,14 |
| -SUKU CADANG KENDARAAN | 173 882 | 178 343 | 2,57 | 1 450 905 | 1 412 769 | -2,63 |
| -UBI KAYU OLAHAN | 1 704 | 5 301 | 211,11 | 1 520 | 3 257 | 114,27 |
| -INDUSTRI LAINNYA | 2 806 084 | 3 094 856 | 10,29 | 7 611 602 | 7 437 030 | -2,29 |

TABEL 4. PERKEMBANGAN EKSPOR KOMODITI HASIL PERTAMBANGAN

| JENIS BARANG | BERAT BERSIH (TON) | | PERUB | NILAI FOB (RIBU US \$) | | PERUB |
|---------------------------|--------------------|--------------------|--------------|------------------------|-------------------|--------------|
| | JAN-SEP 2012 | JAN-SEP 2013 | % | JAN-SEP 2012 | JAN-SEP 2013 | % |
| (1) | (2) | (3) | (4) | (5) | (6) | (7) |
| TOTAL PERTAMBANGAN | 341 491 822 | 422 418 486 | 23,70 | 23 261 101 | 22 724 468 | -2,31 |
| BIJI TEMBAGA | 839 573 | 880 937 | 4,93 | 1 971 343 | 1 750 176 | -11,22 |
| BIJI NIKEL | 29 436 285 | 41 465 189 | 40,86 | 930 468 | 1 143 264 | 22,87 |
| BAUKSIT | 22 413 799 | 41 859 027 | 86,76 | 443 907 | 983 691 | 121,60 |
| BIJI TIMAH/TIN | 533 | 176 | -67,00 | 30 | 1 | -96,99 |
| BATU BARA | 272 574 689 | 313 717 811 | 15,09 | 19 570 429 | 18 402 082 | -5,97 |
| GRANIT | 2 330 191 | 144 607 | -93,79 | 18 125 | 1 163 | -93,58 |
| PASIR ALAM | 185 | 0 | -99,95 | 241 | 17 | -92,77 |
| HASIL TAMBANG LAIN | 13 896 566 | 24 350 739 | 75,23 | 326 559 | 444 074 | 35,99 |

TABEL 5. PERKEMBANGAN EKSPOR INDONESIA MENURUT KOMODITI DAN NEGARA TUJUAN

| JENIS BARANG | BERAT BERSIH (KG) | | PERUB | NILAI FOB (US \$) | | PERUB |
|----------------------------|-----------------------|-----------------------|---------------|-----------------------|-----------------------|---------------|
| | JAN-SEP 2012 | JAN-SEP 2013 | % | JAN-SEP 2012 | JAN-SEP 2013 | % |
| (1) | (2) | (3) | (4) | (5) | (6) | (7) |
| MINYAK MENTAH | 11 246 199 220 | 10 013 040 947 | -10,97 | 9 318 346 525 | 7 865 748 395 | -15,59 |
| JAPAN | 5 045 952 261 | 4 122 110 934 | -18,31 | 4 402 127 926 | 3 210 218 374 | -27,08 |
| KOREA, REPUBLIC OF | 1 954 264 949 | 1 076 617 599 | -44,91 | 1 637 956 453 | 821 812 170 | -49,83 |
| TAIWAN | 0 | 337 038 435 | - | 0 | 249 644 770 | - |
| CHINA | 138 440 747 | 216 001 244 | 56,02 | 45 017 881 | 174 763 260 | 288,21 |
| THAILAND | 1 115 244 903 | 883 880 971 | -20,75 | 881 556 515 | 723 066 143 | -17,98 |
| SINGAPORE | 1 370 569 559 | 1 191 651 104 | -13,05 | 991 524 807 | 987 321 719 | -0,42 |
| PHILIPPINES | 25 741 989 | 0 | -100,00 | 18 463 028 | 0 | -100,00 |
| MALAYSIA | 139 624 875 | 438 793 195 | 214,27 | 104 091 287 | 306 309 303 | 194,27 |
| VIET NAM | 18 407 455 | 0 | -100,00 | 14 124 029 | 0 | -100,00 |
| AUSTRALIA | 1 225 427 212 | 1 277 179 465 | 4,22 | 1 031 169 936 | 1 022 835 321 | -0,81 |
| NEW ZEALAND | 62 495 555 | 12 925 799 | -79,32 | 52 557 560 | 10 432 468 | -80,15 |
| UNITED STATES | 150 029 715 | 456 842 201 | 204,50 | 139 757 103 | 359 344 867 | 157,12 |
| HASIL MINYAK | 4 203 484 872 | 4 338 373 718 | 3,21 | 3 169 245 631 | 3 100 438 459 | -2,17 |
| JAPAN | 797 356 871 | 363 275 930 | -54,44 | 634 550 208 | 250 618 913 | -60,50 |
| HONG KONG | 201 145 | 1 556 | -99,23 | 207 765 | 3 136 | -98,49 |
| KOREA, REPUBLIC OF | 293 883 885 | 140 301 637 | -52,26 | 328 423 474 | 152 580 238 | -53,54 |
| TAIWAN | 11 501 430 | 2 619 055 | -77,23 | 12 021 705 | 2 915 262 | -75,75 |
| CHINA | 206 329 266 | 685 799 679 | 232,38 | 79 993 634 | 499 807 951 | 524,81 |
| PAPUA NEW GUINEA | 12 618 | 3 371 | -73,28 | 25 886 | 5 948 | -77,02 |
| THAILAND | 2 488 599 | 3 261 034 | 31,04 | 4 100 886 | 6 134 718 | 49,59 |
| SINGAPORE | 292 068 381 | 252 544 174 | -13,53 | 267 779 521 | 177 963 654 | -33,54 |
| PHILIPPINES | 766 845 | 401 820 | -47,60 | 925 715 | 559 793 | -39,53 |
| MALAYSIA | 2 282 903 481 | 2 688 867 447 | 17,78 | 1 610 733 083 | 1 827 210 091 | 13,44 |
| MYANMAR | 344 451 | 297 463 | -13,64 | 584 241 | 492 696 | -15,67 |
| CAMBODIA | 200 120 | 176 481 | -11,81 | 375 165 | 342 505 | -8,71 |
| BRUNEI DARUSSALAM | 36 | 205 | 469,44 | 425 | 2 104 | 395,06 |
| VIET NAM | 2 495 067 | 1 343 358 | -46,16 | 3 027 612 | 2 289 168 | -24,39 |
| INDIA | 128 126 941 | 58 260 621 | -54,53 | 32 901 446 | 16 001 459 | -51,37 |
| PAKISTAN | 1 438 903 | 228 037 | -84,15 | 1 884 325 | 398 645 | -78,84 |
| BANGLADESH | 288 775 | 3 722 922 | 1 189,21 | 388 983 | 3 895 101 | 901,36 |
| SRI LANKA | 0 | 14 040 | - | 0 | 33 850 | - |
| IRAN (ISLAMIC REPUBLIC OF) | 35 000 | 24 340 | -30,46 | 39 900 | 41 002 | 2,76 |
| SAUDI ARABIA | 6 016 502 | 8 170 | -99,86 | 3 028 057 | 26 185 | -99,14 |
| ISRAEL | 0 | 9 175 | - | 0 | 21 156 | - |
| KUWAIT | 52 | 285 | 448,08 | 106 | 730 | 588,68 |
| YEMEN | 13 260 | 172 121 | 1 198,05 | 27 409 | 321 075 | 1 071,42 |
| TURKEY | 5 503 168 | 0 | -100,00 | 6 310 200 | 0 | -100,00 |
| UNITED ARAB EMIRATES | 2 045 221 | 3 699 944 | 80,91 | 1 351 685 | 4 819 107 | 256,53 |
| QATAR | 749 | 442 | -40,99 | 4 080 | 6 828 | 67,35 |
| BAHRAIN | 199 920 | 133 280 | -33,33 | 316 400 | 188 720 | -40,35 |
| EGYPT | 11 031 | 0 | -100,00 | 31 658 | 0 | -100,00 |
| TANZANIA, UNITED REP. OF | 9 120 | 0 | -100,00 | 10 143 | 0 | -100,00 |
| MADAGASCAR | 480 690 | 0 | -100,00 | 534 531 | 0 | -100,00 |
| REUNION | 20 000 | 0 | -100,00 | 33 000 | 0 | -100,00 |
| TOGO | 11 812 | 0 | -100,00 | 7 489 | 0 | -100,00 |
| NIGERIA | 62 410 | 225 997 | 262,12 | 99 620 | 401 346 | 302,88 |
| DJIBOUTI | 33 320 | 0 | -100,00 | 44 649 | 0 | -100,00 |
| SOUTH AFRICA | 41 902 684 | 91 896 | -99,78 | 41 157 245 | 190 158 | -99,54 |
| AUSTRALIA | 1 347 420 | 788 401 | -41,49 | 3 068 469 | 1 975 747 | -35,61 |
| NEW ZEALAND | 132 562 | 208 391 | 57,20 | 278 750 | 364 993 | 30,94 |
| NEW CALEDONIA | 184 | 0 | -100,00 | 1 050 | 0 | -100,00 |
| FIJI | 130 | 11 987 | 9 120,77 | 781 | 91 481 | 11 613,32 |
| SOLOMON ISLANDS | 0 | 11 090 | - | 0 | 32 102 | - |
| EAST TIMOR | 27 125 561 | 11 355 081 | -58,14 | 26 966 413 | 11 839 604 | -56,09 |
| UNITED STATES | 51 347 910 | 36 016 315 | -29,86 | 43 088 778 | 43 715 080 | 1,45 |
| PANAMA | 0 | 28 122 526 | - | 0 | 18 289 485 | - |
| ARGENTINA | 19 980 | 0 | -100,00 | 23 976 | 0 | -100,00 |
| BRAZIL | 213 870 | 0 | -100,00 | 292 315 | 0 | -100,00 |
| PERU | 200 000 | 0 | -100,00 | 240 000 | 0 | -100,00 |
| UNITED KINGDOM | 0 | 360 795 | - | 0 | 1 114 131 | - |
| NETHERLANDS | 46 294 164 | 54 540 845 | 17,81 | 64 315 329 | 74 250 489 | 15,45 |
| FRANCE | 0 | 2 020 | - | 0 | 1 042 | - |
| GERMANY, FED. REP. OF | 50 410 | 1 284 540 | 2 448,18 | 48 486 | 1 200 035 | 2 375,01 |
| BELGIUM | 8 | 16 000 | 199 900,00 | 10 | 31 200 | 311 900,00 |
| FINLAND | 0 | 15 600 | - | 0 | 23 166 | - |
| ITALY | 0 | 140 047 | - | 0 | 216 135 | - |
| UKRAINE | 0 | 15 600 | - | 0 | 22 230 | - |
| RUSSIA FEDERATION | 920 | 0 | -100,00 | 1 028 | 0 | -100,00 |
| GAS ALAM | 22 037 523 217 | 17 900 424 915 | -18,77 | 16 155 132 007 | 12 779 659 250 | -20,89 |
| JAPAN | 5 655 471 365 | 5 421 625 275 | -4,13 | 5 197 700 800 | 4 805 073 339 | -7,55 |
| KOREA, REPUBLIC OF | 7 192 645 708 | 4 582 532 899 | -36,29 | 4 988 707 510 | 3 083 616 330 | -38,19 |
| TAIWAN | 1 656 893 244 | 1 483 509 804 | -10,46 | 1 509 328 340 | 1 307 480 844 | -13,37 |
| CHINA | 1 873 922 389 | 1 957 386 089 | 4,45 | 364 313 576 | 337 533 052 | -7,35 |
| SINGAPORE | 3 927 476 531 | 3 306 255 858 | -15,82 | 3 732 156 415 | 2 904 540 372 | -22,18 |

TABEL 5. PERKEMBANGAN EKSPOR INDONESIA MENURUT KOMODITI DAN NEGARA TUJUAN

| JENIS BARANG | BERAT BERSIH (KG) | | PERUB | NILAI FOB (US \$) | | PERUB |
|----------------------------|--------------------|--------------------|---------------|--------------------|--------------------|---------------|
| | JAN-SEP 2012 | JAN-SEP 2013 | % | JAN-SEP 2012 | JAN-SEP 2013 | % |
| (1) | (2) | (3) | (4) | (5) | (6) | (7) |
| MALAYSIA | 1 343 627 584 | 885 742 763 | -34,08 | 306 185 846 | 299 799 970 | -2,09 |
| EAST TIMOR | 276 500 | 266 200 | -3,73 | 348 040 | 278 349 | -20,02 |
| UNITED STATES | 160 | 0 | -100,00 | 3 520 | 0 | -100,00 |
| MEXICO | 387 209 736 | 263 106 027 | -32,05 | 56 387 960 | 41 336 994 | -26,69 |
| KARET ALAM | 7 289 057 | 4 241 262 | -41,81 | 15 654 407 | 9 488 346 | -39,39 |
| JAPAN | 90 000 | 144 000 | 60,00 | 652 500 | 1 368 000 | 109,66 |
| HONG KONG | 0 | 1 550 | - | 0 | 56 323 | - |
| KOREA, REPUBLIC OF | 311 365 | 16 078 | -94,84 | 646 142 | 111 740 | -82,71 |
| TAIWAN | 10 945 | 24 | -99,78 | 17 450 | 280 | -98,40 |
| CHINA | 431 708 | 0 | -100,00 | 803 192 | 0 | -100,00 |
| PAPUA NEW GUINEA | 14 | 0 | -100,00 | 80 | 0 | -100,00 |
| THAILAND | 0 | 80 | - | 0 | 690 | - |
| SINGAPORE | 842 598 | 875 214 | 3,87 | 1 503 482 | 1 495 320 | -0,54 |
| MALAYSIA | 45 | 0 | -100,00 | 320 | 0 | -100,00 |
| CAMBODIA | 0 | 73 | - | 0 | 168 | - |
| VIET NAM | 331 500 | 369 014 | 11,32 | 964 255 | 1 412 510 | 46,49 |
| OMAN | 150 760 | 129 040 | -14,41 | 281 509 | 234 431 | -16,72 |
| TURKEY | 3 008 990 | 2 322 350 | -22,82 | 6 205 492 | 4 113 927 | -33,71 |
| EGYPT | 220 000 | 0 | -100,00 | 465 600 | 0 | -100,00 |
| AUSTRALIA | 1 | 218 | 21 700,00 | 14 | 188 | 1 242,86 |
| EAST TIMOR | 0 | 40 | - | 0 | 23 | - |
| UNITED STATES | 148 458 | 0 | -100,00 | 322 780 | 0 | -100,00 |
| CANADA | 0 | 43 | - | 0 | 508 | - |
| CHILE | 0 | 106 | - | 0 | 89 | - |
| BRAZIL | 1 120 000 | 200 000 | -82,14 | 2 392 000 | 370 000 | -84,53 |
| UNITED KINGDOM | 192 291 | 64 500 | -66,46 | 406 903 | 116 315 | -71,41 |
| NETHERLANDS | 140 000 | 0 | -100,00 | 315 000 | 0 | -100,00 |
| FRANCE | 200 | 660 | 230,00 | 1 040 | 93 | -91,06 |
| GERMANY, FED. REP. OF | 230 182 | 75 252 | -67,31 | 573 448 | 134 177 | -76,60 |
| ITALY | 60 000 | 43 020 | -28,30 | 103 200 | 73 564 | -28,72 |
| KOPI | 306 401 746 | 405 207 576 | 32,25 | 895 674 480 | 912 545 189 | 1,88 |
| JAPAN | 38 017 819 | 32 758 408 | -13,83 | 110 150 772 | 82 529 651 | -25,08 |
| HONG KONG | 1 058 097 | 913 498 | -13,67 | 2 570 490 | 2 031 334 | -20,97 |
| KOREA, REPUBLIC OF | 950 697 | 1 280 993 | 34,74 | 5 147 532 | 4 726 215 | -8,18 |
| TAIWAN | 2 922 159 | 3 998 239 | 36,82 | 12 846 133 | 13 210 458 | 2,84 |
| CHINA | 5 612 990 | 8 006 863 | 42,65 | 12 787 663 | 15 819 630 | 23,71 |
| MACAU | 18 000 | 1 320 | -92,67 | 44 850 | 2 904 | -93,53 |
| PAPUA NEW GUINEA | 0 | 27 | - | 0 | 855 | - |
| THAILAND | 408 200 | 19 641 900 | 4 711,83 | 907 380 | 39 494 675 | 4 252,61 |
| SINGAPORE | 7 820 182 | 6 242 008 | -20,18 | 29 134 546 | 16 116 229 | -44,68 |
| PHILIPPINES | 7 136 461 | 7 688 320 | 7,73 | 15 617 221 | 15 118 247 | -3,20 |
| MALAYSIA | 22 418 808 | 30 068 656 | 34,12 | 46 111 808 | 55 923 942 | 21,28 |
| VIET NAM | 1 268 381 | 4 662 800 | 267,62 | 2 641 196 | 8 836 587 | 234,57 |
| INDIA | 12 689 002 | 12 689 420 | 0,00 | 24 577 036 | 22 861 318 | -6,98 |
| PAKISTAN | 10 000 | 0 | -100,00 | 48 250 | 0 | -100,00 |
| IRAN (ISLAMIC REPUBLIC OF) | 1 168 200 | 57 640 | -95,07 | 1 752 399 | 132 985 | -92,41 |
| SAUDI ARABIA | 390 | 18 000 | 4 515,38 | 1 365 | 79 904 | 5 753,77 |
| ISRAEL | 19 200 | 0 | -100,00 | 107 520 | 0 | -100,00 |
| KUWAIT | 0 | 38 200 | - | 0 | 84 249 | - |
| JORDAN | 76 800 | 0 | -100,00 | 175 104 | 0 | -100,00 |
| TURKEY | 0 | 18 010 | - | 0 | 34 914 | - |
| UNITED ARAB EMIRATES | 324 006 | 355 203 | 9,63 | 896 939 | 801 654 | -10,62 |
| QATAR | 0 | 180 | - | 0 | 933 | - |
| EGYPT | 13 873 900 | 11 550 300 | -16,75 | 30 051 005 | 24 013 399 | -20,09 |
| LIBYAN ARAB JAMAHIRIYA | 19 200 | 55 200 | 187,50 | 60 105 | 159 960 | 166,13 |
| MOROCCO | 7 004 400 | 9 929 460 | 41,76 | 15 204 113 | 18 952 091 | 24,65 |
| ALGERIA | 7 373 100 | 14 446 800 | 95,94 | 15 604 010 | 26 730 927 | 71,31 |
| SWAZILAND | 0 | 57 600 | - | 0 | 267 840 | - |
| SOUTH AFRICA | 1 581 000 | 6 019 000 | 280,71 | 3 829 597 | 12 164 501 | 217,64 |
| AUSTRALIA | 3 712 137 | 3 840 034 | 3,45 | 14 971 043 | 12 144 247 | -18,88 |
| NEW ZEALAND | 379 800 | 438 560 | 15,47 | 2 493 281 | 2 015 590 | -19,16 |
| EAST TIMOR | 0 | 35 | - | 0 | 96 | - |
| UNITED STATES | 50 590 857 | 51 652 200 | 2,10 | 256 616 762 | 167 878 905 | -34,58 |
| CANADA | 2 247 000 | 2 722 900 | 21,18 | 14 998 885 | 11 321 247 | -24,52 |
| MEXICO | 1 026 600 | 1 503 300 | 46,43 | 3 941 905 | 3 447 216 | -12,55 |
| ECUADOR | 2 736 000 | 7 914 400 | 189,27 | 5 774 826 | 13 918 248 | 141,02 |
| UNITED KINGDOM | 11 804 170 | 16 939 008 | 43,50 | 28 195 930 | 34 997 068 | 24,12 |
| NETHERLANDS | 766 887 | 1 024 026 | 33,53 | 4 991 637 | 4 050 364 | -18,86 |
| FRANCE | 5 347 080 | 10 092 186 | 88,74 | 10 817 722 | 17 963 562 | 66,06 |
| GERMANY, FED. REP. OF | 35 936 716 | 48 251 877 | 34,27 | 83 169 881 | 99 572 628 | 19,72 |
| BELGIUM | 10 461 740 | 17 876 448 | 70,87 | 26 025 489 | 38 779 170 | 49,00 |
| SWITZERLAND | 435 619 | 226 801 | -47,94 | 1 758 003 | 985 069 | -43,97 |
| DENMARK | 153 720 | 207 900 | 35,25 | 625 543 | 628 542 | 0,48 |
| NORWAY | 87 600 | 147 600 | 68,49 | 543 702 | 586 613 | 7,89 |
| SWEDEN | 1 030 800 | 843 350 | -18,18 | 3 472 184 | 2 468 353 | -28,91 |

TABEL 5. PERKEMBANGAN EKSPOR INDONESIA MENURUT KOMODITI DAN NEGARA TUJUAN

| JENIS BARANG | BERAT BERSIH (KG) | | PERUB % | NILAI FOB (US \$) | | PERUB % |
|----------------------------|-------------------|-------------------|-------------|--------------------|--------------------|--------------|
| | JAN-SEP 2012 | JAN-SEP 2013 | | JAN-SEP 2012 | JAN-SEP 2013 | |
| | (1) | (2) | (3) | (4) | (5) | (6) |
| IRELAND | 256 800 | 202 800 | -21,03 | 1 447 905 | 746 698 | -48,43 |
| ITALY | 19 980 217 | 27 717 372 | 38,72 | 44 436 518 | 57 310 652 | 28,97 |
| SPAIN | 768 600 | 2 947 260 | 283,46 | 1 769 672 | 5 235 670 | 195,86 |
| PORTUGAL | 1 057 800 | 1 600 203 | 51,28 | 2 217 523 | 3 194 036 | 44,04 |
| ICELAND | 19 200 | 15 000 | -21,88 | 139 200 | 51 750 | -62,82 |
| GREECE | 2 162 100 | 2 878 200 | 33,12 | 4 506 864 | 5 736 209 | 27,28 |
| POLAND | 574 801 | 729 000 | 26,83 | 1 126 792 | 1 345 938 | 19,45 |
| ROMANIA | 928 800 | 354 000 | -61,89 | 1 972 521 | 732 781 | -62,85 |
| BULGARIA | 1 756 000 | 2 746 200 | 56,39 | 3 565 354 | 5 352 766 | 50,13 |
| ALBANIA | 55 800 | 19 200 | -65,59 | 131 037 | 42 142 | -67,84 |
| ARMENIA | 954 300 | 1 073 400 | 12,48 | 2 164 284 | 2 184 844 | 0,95 |
| UKRAINE | 0 | 37 200 | - | 0 | 76 014 | - |
| LATVIA | 37 240 | 113 400 | 204,51 | 216 680 | 285 492 | 31,76 |
| ESTONIA | 0 | 76 800 | - | 0 | 157 210 | - |
| GEORGIA | 6 407 100 | 9 425 401 | 47,11 | 13 848 805 | 18 512 853 | 33,68 |
| SLOVENIA | 55 800 | 93 600 | 67,74 | 84 760 | 165 163 | 94,86 |
| CZECH REPUBLIC | 453 670 | 82 800 | -81,75 | 909 211 | 171 540 | -81,13 |
| REP. OF MACEDONIA | 54 000 | 37 200 | -31,11 | 145 725 | 101 460 | -30,38 |
| RUSSIA FEDERATION | 12 391 800 | 20 879 870 | 68,50 | 28 327 802 | 40 289 651 | 42,23 |
| UDANG SEGAR/BEKU | 91 205 452 | 94 833 187 | 3,98 | 793 225 025 | 946 979 398 | 19,38 |
| JAPAN | 24 210 950 | 25 110 222 | 3,71 | 271 645 202 | 295 155 341 | 8,65 |
| HONG KONG | 2 208 970 | 1 965 716 | -11,01 | 14 895 942 | 16 613 762 | 11,53 |
| KOREA, REPUBLIC OF | 386 038 | 249 044 | -35,49 | 3 262 422 | 1 823 385 | -44,11 |
| TAIWAN | 984 244 | 872 876 | -11,32 | 8 067 261 | 9 162 101 | 13,57 |
| CHINA | 4 128 664 | 4 817 696 | 16,69 | 26 286 703 | 49 091 247 | 86,75 |
| MACAU | 0 | 10 | - | 0 | 100 | - |
| THAILAND | 567 487 | 392 438 | -30,85 | 1 958 229 | 819 754 | -58,14 |
| SINGAPORE | 2 044 929 | 2 399 302 | 17,33 | 6 362 746 | 8 329 743 | 30,91 |
| PHILIPPINES | 147 004 | 114 931 | -21,82 | 1 003 349 | 554 927 | -44,69 |
| MALAYSIA | 1 839 325 | 2 036 798 | 10,74 | 4 633 966 | 5 849 994 | 26,24 |
| BRUNEI DARUSSALAM | 0 | 7 998 | - | 0 | 50 333 | - |
| VIET NAM | 3 082 779 | 2 250 287 | -27,00 | 27 720 539 | 19 779 565 | -28,65 |
| BANGLADESH | 0 | 5 | - | 0 | 2 | - |
| SRI LANKA | 16 192 | 28 204 | 74,18 | 26 751 | 53 316 | 99,30 |
| IRAQ | 10 | 10 | 0,00 | 5 | 2 | -60,00 |
| IRAN (ISLAMIC REPUBLIC OF) | 482 | 208 | -56,85 | 2 978 | 2 766 | -7,12 |
| ISRAEL | 383 | 230 | -39,95 | 2 491 | 1 830 | -26,54 |
| KUWAIT | 28 | 8 092 | 28 800,00 | 84 | 93 654 | 111 392,86 |
| JORDAN | 20 | 2 | -90,00 | 93 | 47 | -49,46 |
| LEBANON | 17 874 | 0 | -100,00 | 134 138 | 0 | -100,00 |
| YEMEN | 0 | 50 | - | 0 | 168 | - |
| TURKEY | 134 329 | 159 366 | 18,64 | 627 781 | 700 686 | 11,61 |
| UNITED ARAB EMIRATES | 51 525 | 1 775 | -96,56 | 281 573 | 8 343 | -97,04 |
| BAHRAIN | 73 | 189 | 158,90 | 459 | 3 223 | 602,18 |
| CYPRUS | 6 120 | 5 956 | -2,68 | 33 102 | 67 203 | 103,02 |
| EGYPT | 181 618 | 0 | -100,00 | 1 760 433 | 0 | -100,00 |
| MOROCCO | 28 200 | 16 729 | -40,68 | 61 476 | 36 443 | -40,72 |
| REUNION | 96 247 | 15 756 | -83,63 | 1 159 324 | 132 949 | -88,53 |
| SOUTH AFRICA | 17 740 | 36 815 | 107,53 | 95 574 | 492 458 | 415,26 |
| AUSTRALIA | 564 857 | 603 002 | 6,75 | 5 787 490 | 7 510 736 | 29,78 |
| NEW ZEALAND | 35 535 | 47 194 | 32,81 | 289 661 | 590 910 | 104,00 |
| AMERICAN SAMOA | 14 860 | 0 | -100,00 | 95 014 | 0 | -100,00 |
| EAST TIMOR | 7 691 | 2 565 | -66,65 | 4 373 | 1 069 | -75,55 |
| UNITED STATES | 44 646 683 | 47 700 906 | 6,84 | 366 606 221 | 470 326 078 | 28,29 |
| CANADA | 710 751 | 584 937 | -17,70 | 6 464 379 | 5 425 008 | -16,08 |
| MEXICO | 2 | 2 928 | 146 300,00 | 38 | 32 422 | 85 221,05 |
| ARGENTINA | 5 | 0 | -100,00 | 170 | 0 | -100,00 |
| BRAZIL | 0 | 1 | - | 0 | 8 | - |
| PERU | 0 | 15 | - | 0 | 139 | - |
| TRINIDAD AND TOBAGO | 0 | 23 756 | - | 0 | 463 974 | - |
| PUERTO RICO | 263 994 | 201 483 | -23,68 | 2 413 329 | 2 128 013 | -11,82 |
| UNITED KINGDOM | 1 352 442 | 1 796 873 | 32,86 | 12 386 371 | 21 429 761 | 73,01 |
| NETHERLANDS | 450 433 | 344 891 | -23,43 | 3 631 401 | 3 497 252 | -3,69 |
| FRANCE | 706 035 | 975 977 | 38,23 | 6 597 869 | 9 937 150 | 50,61 |
| GERMANY, FED. REP. OF | 230 675 | 111 677 | -51,59 | 2 589 742 | 1 392 379 | -46,23 |
| AUSTRIA | 3 806 | 635 | -83,32 | 19 363 | 3 391 | -82,49 |
| BELGIUM | 813 798 | 521 000 | -35,98 | 7 354 874 | 4 686 816 | -36,28 |
| SWITZERLAND | 26 976 | 96 | -99,64 | 390 459 | 1 904 | -99,51 |
| DENMARK | 172 304 | 84 010 | -51,24 | 1 056 051 | 821 454 | -22,21 |
| NORWAY | 192 | 141 | -26,56 | 1 006 | 1 015 | 0,89 |
| SWEDEN | 66 168 | 67 945 | 2,69 | 1 202 097 | 1 241 905 | 3,31 |
| FINLAND | 0 | 4 | - | 0 | 56 | - |
| IRELAND | 26 | 29 | 11,54 | 160 | 611 | 281,88 |
| ITALY | 668 827 | 661 854 | -1,04 | 2 089 061 | 2 529 300 | 21,07 |
| SPAIN | 9 741 | 10 273 | 5,46 | 133 002 | 229 606 | 72,63 |
| PORTUGAL | 22 | 89 | 304,55 | 341 | 415 | 21,70 |

TABEL 5. PERKEMBANGAN EKSPOR INDONESIA MENURUT KOMODITI DAN NEGARA TUJUAN

| JENIS BARANG | BERAT BERSIH (KG) | | PERUB | NILAI FOB (US \$) | | PERUB |
|----------------------------|-------------------|-------------------|---------------|--------------------|--------------------|---------------|
| | JAN-SEP 2012 | JAN-SEP 2013 | % | JAN-SEP 2012 | JAN-SEP 2013 | % |
| | (1) | (2) | (3) | (4) | (5) | (6) |
| GREECE | 533 | 13 959 | 2 518,95 | 3 450 | 100 549 | 2 814,46 |
| HUNGARY | 78 | 61 | -21,79 | 660 | 354 | -46,36 |
| POLAND | 761 | 1 155 | 51,77 | 11 842 | 7 127 | -39,82 |
| ROMANIA | 2 | 1 | -50,00 | 206 | 4 | -98,06 |
| BULGARIA | 14 | 8 | -42,86 | 120 | 38 | -68,33 |
| ARMENIA | 3 | 0 | -100,00 | 188 | 0 | -100,00 |
| KAZAKHSTAN | 0 | 115 | - | 0 | 973 | - |
| UKRAINE | 72 | 8 438 | 11 619,44 | 782 | 130 145 | 16 542,58 |
| LITHUANIA | 31 199 | 0 | -100,00 | 650 495 | 0 | -100,00 |
| CROATIA | 15 | 10 700 | 71 233,33 | 120 | 82 775 | 68 879,17 |
| MALTA | 4 | 0 | -100,00 | 500 | 0 | -100,00 |
| CZECH REPUBLIC | 572 | 796 | 39,16 | 5 943 | 8 091 | 36,14 |
| RUSSIA FEDERATION | 275 145 | 564 968 | 105,33 | 3 415 626 | 5 574 628 | 63,21 |
| TEH | 47 942 487 | 48 201 859 | 0,54 | 95 569 291 | 99 956 441 | 4,59 |
| JAPAN | 427 923 | 692 831 | 61,91 | 1 317 977 | 1 408 217 | 6,85 |
| HONG KONG | 152 381 | 184 780 | 21,26 | 112 532 | 153 655 | 36,54 |
| KOREA, REPUBLIC OF | 970 | 21 117 | 2 077,01 | 1 756 | 26 102 | 1 386,45 |
| TAIWAN | 324 937 | 374 426 | 15,23 | 489 760 | 624 203 | 27,45 |
| CHINA | 1 402 773 | 1 191 530 | -15,06 | 2 328 243 | 2 219 091 | -4,69 |
| PAPUA NEW GUINEA | 0 | 9 841 | - | 0 | 20 178 | - |
| THAILAND | 80 000 | 213 729 | 167,16 | 145 248 | 457 094 | 214,70 |
| SINGAPORE | 286 950 | 298 538 | 4,04 | 572 793 | 649 345 | 13,36 |
| MALAYSIA | 4 834 420 | 5 405 725 | 11,82 | 8 135 129 | 9 405 949 | 15,62 |
| BRUNEI DARUSSALAM | 39 628 | 41 375 | 4,41 | 89 506 | 101 531 | 13,43 |
| INDIA | 862 780 | 946 050 | 9,65 | 1 802 017 | 1 976 575 | 9,69 |
| PAKISTAN | 5 952 450 | 5 330 390 | -10,45 | 14 407 689 | 13 447 244 | -6,67 |
| SRI LANKA | 22 200 | 15 200 | -31,53 | 48 134 | 40 673 | -15,50 |
| AFGHANISTAN | 87 000 | 49 140 | -43,52 | 234 165 | 98 038 | -58,13 |
| IRAQ | 98 000 | 0 | -100,00 | 117 149 | 0 | -100,00 |
| IRAN (ISLAMIC REPUBLIC OF) | 807 040 | 757 490 | -6,14 | 2 046 719 | 2 130 097 | 4,07 |
| SAUDI ARABIA | 351 988 | 219 013 | -37,78 | 371 512 | 254 396 | -31,52 |
| ISRAEL | 185 208 | 116 880 | -36,89 | 452 616 | 229 967 | -49,19 |
| YEMEN | 210 | 298 | 41,90 | 630 | 1 100 | 74,60 |
| TURKEY | 854 000 | 418 080 | -51,04 | 1 743 454 | 925 218 | -46,93 |
| UNITED ARAB EMIRATES | 1 338 440 | 1 932 482 | 44,38 | 2 698 193 | 4 254 046 | 57,66 |
| EGYPT | 1 227 700 | 1 336 280 | 8,84 | 2 716 608 | 3 209 116 | 18,13 |
| KENYA | 33 000 | 78 100 | 136,67 | 58 080 | 141 942 | 144,39 |
| LIBERIA | 24 000 | 0 | -100,00 | 42 504 | 0 | -100,00 |
| COTE D'IVOIRE | 162 000 | 135 000 | -16,67 | 285 930 | 243 540 | -14,83 |
| SENEGAL | 12 000 | 0 | -100,00 | 24 960 | 0 | -100,00 |
| GAMBIA | 0 | 18 | - | 0 | 68 | - |
| DJIBOUTI | 120 330 | 122 670 | 1,94 | 108 418 | 113 337 | 4,54 |
| SOUTH AFRICA | 0 | 44 000 | - | 0 | 68 515 | - |
| AUSTRALIA | 296 986 | 397 510 | 33,85 | 662 742 | 770 142 | 16,21 |
| NEW ZEALAND | 338 702 | 324 801 | -4,10 | 553 276 | 553 790 | 0,09 |
| GUAM | 77 | 0 | -100,00 | 1 186 | 0 | -100,00 |
| COOK ISLANDS | 7 200 | 0 | -100,00 | 4 070 | 0 | -100,00 |
| FIJI | 64 000 | 66 000 | 3,13 | 123 460 | 141 900 | 14,94 |
| SAMOA | 10 750 | 14 180 | 31,91 | 19 163 | 25 850 | 34,90 |
| TONGA | 12 240 | 116 | -99,05 | 6 940 | 945 | -86,38 |
| EAST TIMOR | 10 619 | 19 911 | 87,50 | 4 879 | 7 525 | 54,23 |
| UNITED STATES | 3 296 410 | 3 756 910 | 13,97 | 6 543 347 | 7 537 788 | 15,20 |
| CANADA | 361 136 | 219 372 | -39,26 | 712 692 | 519 995 | -27,04 |
| CHILE | 495 000 | 562 846 | 13,71 | 1 075 250 | 1 323 669 | 23,10 |
| BRAZIL | 11 000 | 0 | -100,00 | 18 765 | 0 | -100,00 |
| PUERTO RICO | 540 | 0 | -100,00 | 1 242 | 0 | -100,00 |
| UNITED KINGDOM | 7 397 658 | 5 506 160 | -25,57 | 14 914 710 | 11 544 046 | -22,60 |
| NETHERLANDS | 551 881 | 1 020 850 | 84,98 | 1 072 527 | 2 075 463 | 93,51 |
| FRANCE | 0 | 45 | - | 0 | 34 | - |
| GERMANY, FED. REP. OF | 3 729 223 | 4 269 982 | 14,50 | 6 437 800 | 7 661 547 | 19,01 |
| BELGIUM | 391 721 | 364 185 | -7,03 | 833 372 | 890 545 | 6,86 |
| SWITZERLAND | 0 | 84 825 | - | 0 | 187 011 | - |
| DENMARK | 0 | 8 800 | - | 0 | 22 274 | - |
| SWEDEN | 0 | 21 800 | - | 0 | 64 040 | - |
| ITALY | 50 | 200 | 300,00 | 96 | 40 | -58,33 |
| SPAIN | 122 500 | 0 | -100,00 | 147 000 | 0 | -100,00 |
| POLAND | 2 546 537 | 2 836 022 | 11,37 | 5 516 562 | 6 242 474 | 13,16 |
| BELARUS | 10 843 | 6 315 | -41,76 | 20 070 | 17 934 | -10,64 |
| KAZAKHSTAN | 0 | 9 360 | - | 0 | 20 210 | - |
| KYRGYZSTAN | 97 920 | 48 960 | -50,00 | 203 793 | 123 134 | -39,58 |
| UKRAINE | 727 897 | 978 952 | 34,49 | 1 333 853 | 1 961 381 | 47,05 |
| LATVIA | 42 080 | 53 115 | 26,22 | 82 650 | 101 984 | 23,39 |
| RUSSIA FEDERATION | 7 731 189 | 7 695 659 | -0,46 | 14 928 124 | 15 963 483 | 6,94 |
| -LADA HITAM | 31 334 915 | 20 433 968 | -34,79 | 195 951 999 | 126 511 019 | -35,44 |
| JAPAN | 334 040 | 471 660 | 41,20 | 2 896 204 | 3 696 261 | 27,62 |

TABEL 5. PERKEMBANGAN EKSPOR INDONESIA MENURUT KOMODITI DAN NEGARA TUJUAN

| JENIS BARANG | BERAT BERSIH (KG) | | PERUB | NILAI FOB (US \$) | | PERUB |
|---------------------------------|-------------------|-------------------|--------------|-------------------|-------------------|--------------|
| | JAN-SEP 2012 | JAN-SEP 2013 | % | JAN-SEP 2012 | JAN-SEP 2013 | % |
| (1) | (2) | (3) | (4) | (5) | (6) | (7) |
| HONG KONG | 53 520 | 30 600 | -42,83 | 367 855 | 212 035 | -42,36 |
| KOREA, REPUBLIC OF | 170 100 | 66 006 | -61,20 | 1 054 045 | 437 513 | -58,49 |
| TAIWAN | 85 000 | 16 000 | -81,18 | 502 309 | 85 834 | -82,91 |
| CHINA | 805 125 | 450 000 | -44,11 | 6 598 854 | 3 048 657 | -53,80 |
| SINGAPORE | 1 544 665 | 1 371 032 | -11,24 | 9 026 545 | 7 672 076 | -15,01 |
| PHILIPPINES | 65 149 | 136 748 | 109,90 | 109 186 | 269 914 | 147,21 |
| MALAYSIA | 195 000 | 43 750 | -77,56 | 1 211 775 | 240 069 | -80,19 |
| MYANMAR | 12 050 | 0 | -100,00 | 77 348 | 0 | -100,00 |
| VIET NAM | 9 086 747 | 6 450 992 | -29,01 | 52 962 964 | 38 635 111 | -27,05 |
| INDIA | 3 513 480 | 1 559 000 | -55,63 | 22 118 016 | 8 629 086 | -60,99 |
| BANGLADESH | 9 000 | 0 | -100,00 | 9 945 | 0 | -100,00 |
| SRI LANKA | 0 | 15 000 | - | 0 | 101 085 | - |
| ISRAIL | 17 000 | 19 000 | 11,76 | 95 125 | 122 400 | 28,67 |
| JORDAN | 19 000 | 0 | -100,00 | 96 113 | 0 | -100,00 |
| EGYPT | 54 000 | 0 | -100,00 | 333 450 | 0 | -100,00 |
| TOGO | 0 | 1 470 | - | 0 | 1 354 | - |
| COTE D'IVOIRE | 5 000 | 0 | -100,00 | 28 900 | 0 | -100,00 |
| MAURITIUS | 930 | 300 | -67,74 | 1 256 | 2 280 | 81,53 |
| AUSTRALIA | 165 300 | 90 000 | -45,55 | 1 251 620 | 667 850 | -46,64 |
| UNITED STATES | 12 501 630 | 7 515 048 | -39,89 | 79 757 443 | 48 689 498 | -38,95 |
| CANADA | 129 979 | 45 000 | -65,38 | 882 932 | 296 563 | -66,41 |
| JAMAICA | 57 000 | 25 000 | -56,14 | 384 211 | 161 750 | -57,90 |
| DOMINICAN REPUBLIC | 0 | 8 000 | - | 0 | 25 600 | - |
| UNITED KINGDOM | 15 000 | 4 980 | -66,80 | 91 750 | 44 820 | -51,15 |
| NETHERLANDS | 355 600 | 506 203 | 42,35 | 2 352 084 | 3 266 073 | 38,86 |
| FRANCE | 175 000 | 253 000 | 44,57 | 1 180 969 | 1 639 285 | 38,81 |
| GERMANY, FED. REP. OF | 544 320 | 357 712 | -34,28 | 3 504 142 | 2 311 338 | -34,04 |
| BELGIUM | 38 000 | 73 012 | 92,14 | 245 781 | 499 595 | 103,27 |
| ITALY | 180 000 | 59 000 | -67,22 | 1 224 475 | 392 022 | -67,98 |
| SPAIN | 75 000 | 11 450 | -84,73 | 473 325 | 25 359 | -94,64 |
| POLAND | 90 000 | 285 000 | 216,67 | 542 750 | 1 841 650 | 239,32 |
| ROMANIA | 25 000 | 0 | -100,00 | 160 000 | 0 | -100,00 |
| BULGARIA | 13 280 | 32 005 | 141,00 | 42 425 | 88 010 | 107,45 |
| UKRAINE | 105 000 | 25 000 | -76,19 | 644 075 | 142 500 | -77,88 |
| LATVIA | 0 | 2 000 | - | 0 | 10 560 | - |
| CROATIA | 25 000 | 0 | -100,00 | 153 250 | 0 | -100,00 |
| RUSSIA FEDERATION | 870 000 | 510 000 | -41,38 | 5 570 877 | 3 254 871 | -41,57 |
| -LADA PUTIH | 8 700 548 | 10 298 290 | 18,36 | 79 107 240 | 91 526 781 | 15,70 |
| JAPAN | 420 000 | 402 025 | -4,28 | 3 906 346 | 3 660 003 | -6,31 |
| HONG KONG | 48 000 | 42 389 | -11,69 | 435 800 | 382 315 | -12,27 |
| KOREA, REPUBLIC OF | 20 000 | 33 480 | 67,40 | 181 979 | 326 226 | 79,27 |
| TAIWAN | 237 500 | 293 600 | 23,62 | 1 901 160 | 2 308 850 | 21,44 |
| CHINA | 168 000 | 91 000 | -45,83 | 1 618 533 | 843 236 | -47,90 |
| SINGAPORE | 1 200 000 | 2 028 000 | 69,00 | 10 631 741 | 17 431 140 | 63,95 |
| PHILIPPINES | 14 000 | 14 000 | 0,00 | 82 808 | 84 635 | 2,21 |
| MALAYSIA | 519 360 | 396 097 | -23,73 | 5 016 403 | 3 897 411 | -22,31 |
| VIET NAM | 1 202 926 | 1 394 475 | 15,92 | 10 979 538 | 12 130 592 | 10,48 |
| INDIA | 239 805 | 239 500 | -0,13 | 2 038 764 | 1 959 093 | -3,91 |
| ISRAIL | 14 000 | 0 | -100,00 | 101 189 | 0 | -100,00 |
| KUWAIT | 0 | 25 000 | - | 0 | 168 350 | - |
| JORDAN | 2 000 | 0 | -100,00 | 19 000 | 0 | -100,00 |
| MAURITIUS | 0 | 310 | - | 0 | 3 952 | - |
| AUSTRALIA | 153 000 | 68 000 | -55,56 | 1 491 170 | 635 490 | -57,38 |
| UNITED STATES | 2 428 554 | 2 379 161 | -2,03 | 22 414 413 | 21 535 136 | -3,92 |
| CANADA | 31 000 | 470 | -98,48 | 270 375 | 3 984 | -98,53 |
| ARGENTINA | 15 000 | 0 | -100,00 | 128 750 | 0 | -100,00 |
| JAMAICA | 0 | 16 000 | - | 0 | 149 600 | - |
| DOMINICAN REPUBLIC | 0 | 1 500 | - | 0 | 8 700 | - |
| UNITED KINGDOM | 15 000 | 45 000 | 200,00 | 129 750 | 403 500 | 210,98 |
| NETHERLANDS | 778 403 | 958 522 | 23,14 | 7 344 749 | 8 808 816 | 19,93 |
| FRANCE | 79 000 | 388 000 | 391,14 | 713 690 | 3 540 030 | 396,02 |
| GERMANY, FED. REP. OF | 945 000 | 1 209 000 | 27,94 | 8 297 600 | 10 752 705 | 29,59 |
| BELGIUM | 39 500 | 210 756 | 433,56 | 238 297 | 1 969 831 | 726,63 |
| ITALY | 47 000 | 58 000 | 23,40 | 443 425 | 513 574 | 15,82 |
| SPAIN | 47 000 | 0 | -100,00 | 414 015 | 0 | -100,00 |
| GREECE | 0 | 4 005 | - | 0 | 9 612 | - |
| BULGARIA | 2 500 | 0 | -100,00 | 13 950 | 0 | -100,00 |
| RUSSIA FEDERATION | 34 000 | 0 | -100,00 | 293 795 | 0 | -100,00 |
| -KAYU MANIS DAN BUNGANYA | 14 412 534 | 15 290 330 | 6,09 | 18 244 499 | 22 787 033 | 24,90 |
| JAPAN | 1 265 | 1 325 | 4,74 | 2 778 | 3 407 | 22,64 |
| HONG KONG | 0 | 14 000 | - | 0 | 11 200 | - |
| KOREA, REPUBLIC OF | 255 464 | 109 534 | -57,12 | 283 998 | 122 163 | -56,98 |
| TAIWAN | 13 779 | 11 700 | -15,09 | 10 694 | 11 700 | 9,41 |
| CHINA | 166 000 | 186 500 | 12,35 | 227 634 | 215 341 | -5,40 |
| THAILAND | 1 152 900 | 1 317 750 | 14,30 | 1 725 195 | 2 333 000 | 35,23 |

TABEL 5. PERKEMBANGAN EKSPOR INDONESIA MENURUT KOMODITI DAN NEGARA TUJUAN

| JENIS BARANG | BERAT BERSIH (KG) | | PERUB | NILAI FOB (US \$) | | PERUB |
|---|-------------------|-------------------|--------------|--------------------|-------------------|---------------|
| | JAN-SEP 2012 | JAN-SEP 2013 | % | JAN-SEP 2012 | JAN-SEP 2013 | % |
| | (1) | (2) | (3) | (4) | (5) | (6) |
| SINGAPORE | 218 326 | 282 325 | 29,31 | 324 224 | 475 234 | 46,58 |
| PHILIPPINES | 3 000 | 4 030 | 34,33 | 3 129 | 4 410 | 40,94 |
| MALAYSIA | 974 688 | 960 606 | -1,44 | 1 197 237 | 1 087 685 | -9,15 |
| MYANMAR | 17 000 | 55 000 | 223,53 | 14 756 | 85 913 | 482,22 |
| VIET NAM | 196 365 | 623 618 | 217,58 | 200 549 | 769 293 | 283,59 |
| MALDIVES | 0 | 750 | - | 0 | 1 533 | - |
| INDIA | 415 996 | 362 730 | -12,80 | 522 265 | 513 461 | -1,69 |
| PAKISTAN | 52 630 | 0 | -100,00 | 12 376 | 0 | -100,00 |
| BANGLADESH | 0 | 90 000 | - | 0 | 96 750 | - |
| IRAN (ISLAMIC REPUBLIC OF) | 54 000 | 0 | -100,00 | 50 100 | 0 | -100,00 |
| SAUDI ARABIA | 53 508 | 62 000 | 15,87 | 75 126 | 103 201 | 37,37 |
| ISRAEL | 106 500 | 132 965 | 24,85 | 153 496 | 207 517 | 35,19 |
| KUWAIT | 0 | 133 000 | - | 0 | 116 055 | - |
| JORDAN | 38 950 | 99 255 | 154,83 | 37 539 | 116 958 | 211,56 |
| LEBANON | 9 000 | 14 000 | 55,56 | 14 130 | 28 209 | 99,64 |
| YEMEN | 2 000 | 0 | -100,00 | 3 673 | 0 | -100,00 |
| OMAN | 26 000 | 0 | -100,00 | 25 521 | 0 | -100,00 |
| SYRIA ARAB REPUBLIC | 10 000 | 8 010 | -19,90 | 16 550 | 8 010 | -51,60 |
| TURKEY | 553 120 | 501 425 | -9,35 | 593 865 | 555 496 | -6,46 |
| UNITED ARAB EMIRATES | 1 173 460 | 548 765 | -53,24 | 939 962 | 640 910 | -31,82 |
| BAHRAIN | 5 000 | 0 | -100,00 | 6 353 | 0 | -100,00 |
| CYPRUS | 5 500 | 8 800 | 60,00 | 9 900 | 15 187 | 53,40 |
| EGYPT | 608 550 | 133 000 | -78,14 | 914 363 | 157 687 | -82,75 |
| LIBYAN ARAB JAMAHIRIYA | 52 976 | 0 | -100,00 | 84 896 | 0 | -100,00 |
| MOROCCO | 237 000 | 318 000 | 34,18 | 214 592 | 346 085 | 61,28 |
| TUNISIA | 77 500 | 55 960 | -27,79 | 121 675 | 87 328 | -28,23 |
| ALGERIA | 387 900 | 242 300 | -37,54 | 514 617 | 368 370 | -28,42 |
| SIERRA LEONE | 0 | 9 000 | - | 0 | 20 430 | - |
| SOUTH AFRICA | 122 000 | 63 000 | -48,36 | 141 430 | 65 267 | -53,85 |
| MAURITIUS | 19 960 | 19 215 | -3,73 | 18 793 | 30 346 | 61,48 |
| AUSTRALIA | 20 735 | 16 662 | -19,64 | 41 782 | 41 842 | 0,14 |
| NEW ZEALAND | 99 | 360 | 263,64 | 851 | 3 600 | 323,03 |
| AMERICAN SAMOA | 24 000 | 0 | -100,00 | 47 618 | 0 | -100,00 |
| MARSHALL ISLANDS | 9 000 | 0 | -100,00 | 23 265 | 0 | -100,00 |
| UNITED STATES | 1 479 868 | 2 863 900 | 93,52 | 2 619 819 | 5 755 308 | 119,68 |
| CANADA | 60 000 | 217 575 | 262,63 | 90 508 | 226 805 | 150,59 |
| MEXICO | 144 800 | 257 375 | 77,75 | 170 983 | 313 013 | 83,07 |
| GUATEMALA | 8 500 | 8 000 | -5,88 | 12 538 | 18 370 | 46,51 |
| PANAMA | 43 520 | 36 000 | -17,28 | 44 866 | 38 823 | -13,47 |
| SURINAME | 11 800 | 16 500 | 39,83 | 20 320 | 33 350 | 64,12 |
| VENEZUELA | 259 700 | 397 200 | 52,95 | 260 378 | 480 532 | 84,55 |
| ARGENTINA | 0 | 13 500 | - | 0 | 11 475 | - |
| BRAZIL | 1 417 278 | 1 053 600 | -25,66 | 1 679 482 | 1 372 103 | -18,30 |
| COLOMBIA | 10 500 | 46 000 | 338,10 | 7 717 | 40 042 | 418,88 |
| URUGUAY | 15 000 | 5 000 | -66,67 | 16 315 | 5 500 | -66,29 |
| TRINIDAD AND TOBAGO | 9 000 | 0 | -100,00 | 19 332 | 0 | -100,00 |
| PUERTO RICO | 11 000 | 15 000 | 36,36 | 21 500 | 33 184 | 54,34 |
| DOMINICAN REPUBLIC | 952 000 | 958 700 | 0,70 | 936 954 | 1 183 405 | 26,30 |
| COSTA RICA | 9 000 | 18 250 | 102,78 | 12 850 | 24 754 | 92,64 |
| UNITED KINGDOM | 22 025 | 30 860 | 40,11 | 30 871 | 63 539 | 105,82 |
| NETHERLANDS | 1 018 756 | 1 068 291 | 4,86 | 1 308 884 | 1 776 894 | 35,76 |
| FRANCE | 121 630 | 96 000 | -21,07 | 213 776 | 183 408 | -14,21 |
| GERMANY, FED. REP. OF | 654 625 | 620 895 | -5,15 | 770 713 | 866 557 | 12,44 |
| BELGIUM | 28 000 | 1 762 | -93,71 | 53 241 | 5 156 | -90,32 |
| SWITZERLAND | 0 | 94 | - | 0 | 141 | - |
| DENMARK | 2 994 | 6 672 | 122,85 | 5 926 | 17 434 | 194,20 |
| NORWAY | 18 000 | 10 000 | -44,44 | 20 295 | 9 912 | -51,16 |
| SWEDEN | 25 710 | 3 515 | -86,33 | 37 213 | 9 887 | -73,43 |
| FINLAND | 25 000 | 25 000 | 0,00 | 25 515 | 25 041 | -1,86 |
| ITALY | 17 825 | 33 610 | 88,56 | 39 029 | 66 492 | 70,37 |
| SPAIN | 40 200 | 45 800 | 13,93 | 39 551 | 65 557 | 65,75 |
| PORTUGAL | 146 400 | 132 510 | -9,49 | 263 370 | 279 089 | 5,97 |
| GREECE | 343 470 | 412 973 | 20,24 | 468 379 | 580 057 | 23,84 |
| HUNGARY | 0 | 20 000 | - | 0 | 31 843 | - |
| POLAND | 135 800 | 102 900 | -24,23 | 132 783 | 116 759 | -12,07 |
| ROMANIA | 27 000 | 40 120 | 48,59 | 28 485 | 46 790 | 64,26 |
| BULGARIA | 15 040 | 43 000 | 185,90 | 12 428 | 49 891 | 301,44 |
| UKRAINE | 42 008 | 47 343 | 12,70 | 44 624 | 79 194 | 77,47 |
| LITHUANIA | 0 | 500 | - | 0 | 1 100 | - |
| LATVIA | 6 300 | 32 400 | 414,29 | 6 951 | 44 032 | 533,46 |
| ESTONIA | 0 | 19 400 | - | 0 | 31 055 | - |
| GEORGIA | 10 000 | 0 | -100,00 | 9 550 | 0 | -100,00 |
| CROATIA | 61 500 | 0 | -100,00 | 56 042 | 0 | -100,00 |
| SLOVENIA | 9 000 | 0 | -100,00 | 16 020 | 0 | -100,00 |
| RUSSIA FEDERATION | 145 114 | 204 500 | 40,92 | 172 359 | 256 953 | 49,08 |
| -BIJI PALA & BUNGANYA DAN KAPL | 15 901 099 | 14 590 174 | -8,24 | 119 194 634 | 99 079 499 | -16,88 |

TABEL 5. PERKEMBANGAN EKSPOR INDONESIA MENURUT KOMODITI DAN NEGARA TUJUAN

| JENIS BARANG | BERAT BERSIH (KG) | | PERUB | NILAI FOB (US \$) | | PERUB |
|-----------------------|-------------------|----------------|--------------|-------------------|------------------|--------------|
| | JAN-SEP 2012 | JAN-SEP 2013 | % | JAN-SEP 2012 | JAN-SEP 2013 | % |
| (1) | (2) | (3) | (4) | (5) | (6) | (7) |
| JAPAN | 492 059 | 359 035 | -27,03 | 10 003 920 | 6 513 825 | -34,89 |
| HONG KONG | 29 012 | 20 252 | -30,19 | 485 319 | 191 848 | -60,47 |
| KOREA, REPUBLIC OF | 184 616 | 127 933 | -30,70 | 1 275 430 | 1 315 643 | 3,15 |
| TAIWAN | 150 083 | 341 811 | 127,75 | 206 340 | 224 690 | 8,89 |
| CHINA | 15 987 | 66 070 | 313,27 | 219 642 | 245 864 | 11,94 |
| THAILAND | 67 390 | 77 740 | 15,36 | 981 680 | 547 751 | -44,20 |
| SINGAPORE | 343 410 | 143 199 | -58,30 | 3 963 771 | 1 333 815 | -66,35 |
| PHILIPPINES | 54 975 | 78 540 | 42,86 | 407 256 | 608 580 | 49,43 |
| MALAYSIA | 573 872 | 1 216 556 | 111,99 | 1 870 840 | 1 739 475 | -7,02 |
| MYANMAR | 7 520 | 11 870 | 57,85 | 135 206 | 172 422 | 27,53 |
| VIET NAM | 7 942 160 | 6 487 081 | -18,32 | 21 768 472 | 20 770 353 | -4,59 |
| INDIA | 763 852 | 515 971 | -32,45 | 6 793 404 | 5 042 054 | -25,78 |
| PAKISTAN | 173 852 | 168 356 | -3,16 | 1 311 455 | 792 264 | -39,59 |
| BANGLADESH | 124 155 | 78 046 | -37,14 | 1 545 067 | 1 152 639 | -25,40 |
| SRI LANKA | 5 000 | 13 010 | 160,20 | 94 000 | 173 016 | 84,06 |
| SAUDI ARABIA | 900 | 27 782 | 2 986,89 | 3 473 | 17 229 | 396,08 |
| ISRAEL | 16 050 | 0 | -100,00 | 119 290 | 0 | -100,00 |
| JORDAN | 13 269 | 0 | -100,00 | 95 690 | 0 | -100,00 |
| YEMEN | 10 000 | 0 | -100,00 | 81 200 | 0 | -100,00 |
| TURKEY | 1 100 | 0 | -100,00 | 2 998 | 0 | -100,00 |
| UNITED ARAB EMIRATES | 13 607 | 22 690 | 66,75 | 54 918 | 8 978 | -83,65 |
| QATAR | 0 | 4 414 | - | 0 | 5 803 | - |
| BAHRAIN | 3 000 | 0 | -100,00 | 42 613 | 0 | -100,00 |
| EGYPT | 0 | 4 000 | - | 0 | 68 720 | - |
| MOROCCO | 54 550 | 31 625 | -42,03 | 689 706 | 328 563 | -52,36 |
| NIGERIA | 50 275 | 22 850 | -54,55 | 80 244 | 135 462 | 68,81 |
| COTE D'IVOIRE | 506 | 0 | -100,00 | 8 602 | 0 | -100,00 |
| SOUTH AFRICA | 15 000 | 45 000 | 200,00 | 196 500 | 592 400 | 201,48 |
| MAURITIUS | 1 300 | 250 | -80,77 | 8 276 | 3 888 | -53,02 |
| AUSTRALIA | 89 859 | 80 460 | -10,46 | 1 019 461 | 761 873 | -25,27 |
| NEW ZEALAND | 500 | 1 489 | 197,80 | 3 035 | 22 967 | 656,74 |
| EAST TIMOR | 2 551 | 3 117 | 22,19 | 1 214 | 786 | -35,26 |
| UNITED STATES | 1 339 898 | 1 224 251 | -8,63 | 16 655 783 | 13 057 929 | -21,60 |
| CANADA | 30 658 | 38 928 | 26,98 | 262 477 | 429 826 | 63,76 |
| MEXICO | 15 000 | 13 825 | -7,83 | 23 250 | 150 610 | 547,78 |
| SURINAME | 356 | 63 | -82,30 | 5 438 | 991 | -81,78 |
| CHILE | 500 | 4 500 | 800,00 | 4 250 | 52 150 | 1 127,06 |
| VENEZUELA | 36 000 | 0 | -100,00 | 517 172 | 0 | -100,00 |
| ARGENTINA | 119 500 | 93 800 | -21,51 | 628 384 | 853 403 | 35,81 |
| BRAZIL | 42 000 | 30 000 | -28,57 | 388 910 | 301 525 | -22,47 |
| URUGUAY | 10 000 | 5 000 | -50,00 | 124 535 | 70 000 | -43,79 |
| PERU | 530 | 0 | -100,00 | 3 790 | 0 | -100,00 |
| DOMINICAN REPUBLIC | 0 | 7 000 | - | 0 | 83 100 | - |
| COSTA RICA | 0 | 300 | - | 0 | 2 175 | - |
| UNITED KINGDOM | 126 888 | 33 207 | -73,83 | 2 071 436 | 702 867 | -66,07 |
| NETHERLANDS | 1 120 396 | 1 146 784 | 2,36 | 17 935 119 | 16 916 503 | -5,68 |
| FRANCE | 271 575 | 108 750 | -59,96 | 5 511 949 | 1 600 798 | -70,96 |
| GERMANY, FED. REP. OF | 709 305 | 854 312 | 20,44 | 8 919 450 | 9 997 167 | 12,08 |
| BELGIUM | 220 029 | 146 492 | -33,42 | 2 787 905 | 2 355 966 | -15,49 |
| SWITZERLAND | 613 | 15 000 | 2 346,98 | 12 260 | 278 950 | 2 175,29 |
| DENMARK | 5 000 | 19 220 | 284,40 | 50 562 | 242 220 | 379,06 |
| SWEDEN | 500 | 9 525 | 1 805,00 | 11 139 | 79 787 | 616,29 |
| ITALY | 475 590 | 712 540 | 49,82 | 8 251 620 | 7 605 015 | -7,84 |
| SPAIN | 37 000 | 64 600 | 74,59 | 430 350 | 547 294 | 27,17 |
| PORTUGAL | 12 000 | 0 | -100,00 | 21 500 | 0 | -100,00 |
| GREECE | 0 | 2 500 | - | 0 | 40 875 | - |
| POLAND | 10 100 | 0 | -100,00 | 89 200 | 0 | -100,00 |
| ROMANIA | 40 051 | 18 200 | -54,56 | 427 970 | 215 968 | -49,54 |
| BULGARIA | 0 | 2 000 | - | 0 | 15 050 | - |
| UKRAINE | 13 000 | 6 350 | -51,15 | 92 495 | 51 255 | -44,59 |
| LATVIA | 14 000 | 300 | -97,86 | 153 600 | 3 780 | -97,54 |
| CROATIA | 200 | 0 | -100,00 | 1 661 | 0 | -100,00 |
| RUSSIA FEDERATION | 50 000 | 83 580 | 67,16 | 343 407 | 653 387 | 90,27 |
| -PANILI | 141 865 | 198 972 | 40,25 | 3 040 922 | 5 256 685 | 72,86 |
| JAPAN | 139 | 703 | 405,76 | 3 624 | 7 015 | 93,57 |
| KOREA, REPUBLIC OF | 0 | 400 | - | 0 | 15 200 | - |
| TAIWAN | 198 | 248 | 25,25 | 12 967 | 17 300 | 33,42 |
| CHINA | 3 750 | 5 945 | 58,53 | 112 413 | 181 694 | 61,63 |
| THAILAND | 0 | 24 | - | 0 | 2 470 | - |
| SINGAPORE | 675 | 344 | -49,04 | 24 268 | 20 172 | -16,88 |
| PHILIPPINES | 0 | 70 | - | 0 | 3 850 | - |
| MALAYSIA | 880 | 2 376 | 170,00 | 9 981 | 14 836 | 48,64 |
| INDIA | 0 | 950 | - | 0 | 33 870 | - |
| SRI LANKA | 0 | 300 | - | 0 | 11 500 | - |
| UNITED ARAB EMIRATES | 0 | 5 | - | 0 | 5 | - |
| MOROCCO | 300 | 0 | -100,00 | 12 102 | 0 | -100,00 |

TABEL 5. PERKEMBANGAN EKSPOR INDONESIA MENURUT KOMODITI DAN NEGARA TUJUAN

| JENIS BARANG | BERAT BERSIH (KG) | | PERUB | NILAI FOB (US \$) | | PERUB |
|-----------------------|-------------------|-------------------|---------------|-------------------|-------------------|--------------|
| | JAN-SEP 2012 | JAN-SEP 2013 | % | JAN-SEP 2012 | JAN-SEP 2013 | % |
| | (1) | (2) | (3) | (4) | (5) | (6) |
| AUSTRALIA | 2 384 | 633 | -73,45 | 108 580 | 30 818 | -71,62 |
| NEW ZEALAND | 90 | 42 | -53,33 | 6 900 | 4 152 | -39,83 |
| UNITED STATES | 120 404 | 126 553 | 5,11 | 2 454 496 | 3 049 934 | 24,26 |
| BRAZIL | 0 | 400 | - | 0 | 21 520 | - |
| UNITED KINGDOM | 1 108 | 10 120 | 813,36 | 46 934 | 298 350 | 535,68 |
| NETHERLANDS | 3 000 | 0 | -100,00 | 73 500 | 0 | -100,00 |
| FRANCE | 1 600 | 2 000 | 25,00 | 49 600 | 78 000 | 57,26 |
| GERMANY, FED. REP. OF | 7 000 | 47 501 | 578,59 | 115 464 | 1 455 675 | 1 160,72 |
| BELGIUM | 162 | 201 | 24,07 | 4 843 | 4 404 | -9,06 |
| SWITZERLAND | 175 | 57 | -67,43 | 5 250 | 1 140 | -78,29 |
| SERBIA | 0 | 100 | - | 0 | 4 780 | - |
| -LAINNYA | 7 459 906 | 20 062 903 | 168,94 | 24 491 530 | 32 063 965 | 30,92 |
| JAPAN | 223 076 | 329 798 | 47,84 | 556 677 | 969 426 | 74,15 |
| HONG KONG | 40 670 | 57 083 | 40,36 | 327 120 | 325 832 | -0,39 |
| KOREA, REPUBLIC OF | 26 673 | 29 068 | 8,98 | 245 543 | 307 753 | 25,34 |
| TAIWAN | 47 751 | 41 682 | -12,71 | 370 601 | 340 232 | -8,19 |
| CHINA | 210 | 16 608 | 7 808,57 | 1 481 | 131 594 | 8 785,48 |
| THAILAND | 31 625 | 351 230 | 1 010,61 | 311 397 | 371 979 | 19,45 |
| SINGAPORE | 829 946 | 672 063 | -19,02 | 4 591 944 | 1 238 001 | -73,04 |
| PHILIPPINES | 1 049 | 0 | -100,00 | 3 095 | 0 | -100,00 |
| MALAYSIA | 997 558 | 2 168 434 | 117,37 | 2 389 883 | 1 870 436 | -21,74 |
| MYANMAR | 7 000 | 18 975 | 171,07 | 67 974 | 144 519 | 112,61 |
| BRUNEI DARUSSALAM | 100 | 273 | 173,00 | 110 | 7 208 | 6 452,73 |
| VIET NAM | 1 638 125 | 1 026 044 | -37,36 | 3 181 853 | 2 653 386 | -16,61 |
| INDIA | 1 584 874 | 876 258 | -44,71 | 3 182 426 | 3 825 856 | 20,22 |
| PAKISTAN | 211 012 | 1 546 041 | 632,68 | 496 933 | 1 186 659 | 138,80 |
| BANGLADESH | 89 000 | 10 767 980 | 11 998,85 | 557 900 | 6 501 596 | 1 065,37 |
| SRI LANKA | 0 | 22 483 | - | 0 | 59 137 | - |
| SAUDI ARABIA | 432 614 | 308 256 | -28,75 | 2 464 232 | 2 090 595 | -15,16 |
| ISRAEL | 28 210 | 7 176 | -74,56 | 155 875 | 10 369 | -93,35 |
| KUWAIT | 0 | 39 880 | - | 0 | 55 922 | - |
| JORDAN | 92 020 | 30 065 | -67,33 | 171 267 | 37 163 | -78,30 |
| LEBANON | 8 000 | 5 000 | -37,50 | 13 269 | 6 920 | -47,85 |
| SYRIA ARAB REPUBLIC | 0 | 8 010 | - | 0 | 5 207 | - |
| TURKEY | 300 | 17 000 | 5 566,67 | 390 | 23 500 | 5 925,64 |
| UNITED ARAB EMIRATES | 89 310 | 47 170 | -47,18 | 227 830 | 392 069 | 72,09 |
| QATAR | 1 643 | 1 255 | -23,62 | 2 357 | 1 895 | -19,60 |
| BAHRAIN | 1 000 | 0 | -100,00 | 13 008 | 0 | -100,00 |
| EGYPT | 98 727 | 239 495 | 142,58 | 168 906 | 473 385 | 180,27 |
| MOROCCO | 0 | 16 490 | - | 0 | 68 331 | - |
| GUINEA | 3 500 | 0 | -100,00 | 7 900 | 0 | -100,00 |
| NIGERIA | 943 | 0 | -100,00 | 483 | 0 | -100,00 |
| COTE D'IVOIRE | 1 000 | 0 | -100,00 | 13 000 | 0 | -100,00 |
| MAURITANIA | 0 | 111 600 | - | 0 | 127 920 | - |
| MALI | 2 100 | 0 | -100,00 | 4 740 | 0 | -100,00 |
| BURKINA FASO | 350 | 0 | -100,00 | 790 | 0 | -100,00 |
| SOUTH AFRICA | 24 780 | 5 014 | -79,77 | 118 667 | 18 430 | -84,47 |
| MAURITIUS | 1 500 | 0 | -100,00 | 8 050 | 0 | -100,00 |
| AUSTRALIA | 23 303 | 9 663 | -58,53 | 170 171 | 41 568 | -75,57 |
| NEW ZEALAND | 0 | 275 | - | 0 | 9 947 | - |
| NEW CALEDONIA | 30 | 399 | 1 230,00 | 245 | 423 | 72,65 |
| EAST TIMOR | 23 286 | 11 668 | -49,89 | 104 818 | 11 927 | -88,62 |
| UNITED STATES | 152 365 | 422 963 | 177,60 | 1 323 248 | 4 817 620 | 264,08 |
| CANADA | 6 595 | 31 922 | 384,03 | 20 545 | 147 514 | 618,00 |
| MEXICO | 23 000 | 0 | -100,00 | 260 490 | 0 | -100,00 |
| SURINAME | 120 | 5 272 | 4 293,33 | 1 355 | 12 280 | 806,27 |
| CHILE | 1 500 | 8 490 | 466,00 | 10 500 | 31 764 | 202,51 |
| VENEZUELA | 32 000 | 0 | -100,00 | 379 047 | 0 | -100,00 |
| ARGENTINA | 8 800 | 5 530 | -37,16 | 10 472 | 24 194 | 131,04 |
| BRAZIL | 43 510 | 38 750 | -10,94 | 436 500 | 542 867 | 24,37 |
| PERU | 25 990 | 0 | -100,00 | 240 591 | 0 | -100,00 |
| PUERTO RICO | 2 000 | 0 | -100,00 | 21 335 | 0 | -100,00 |
| DOMINICAN REPUBLIC | 0 | 3 000 | - | 0 | 4 200 | - |
| COSTA RICA | 0 | 510 | - | 0 | 2 070 | - |
| UNITED KINGDOM | 40 230 | 51 811 | 28,79 | 244 248 | 425 370 | 74,15 |
| NETHERLANDS | 393 070 | 508 260 | 29,31 | 720 651 | 898 461 | 24,67 |
| FRANCE | 27 616 | 44 400 | 60,78 | 49 624 | 774 824 | 1 461,39 |
| GERMANY, FED. REP. OF | 85 413 | 111 026 | 29,99 | 565 316 | 501 711 | -11,25 |
| BELGIUM | 5 434 | 9 010 | 65,81 | 21 688 | 115 311 | 431,68 |
| SWITZERLAND | 932 | 4 026 | 331,97 | 6 524 | 89 039 | 1 264,79 |
| DENMARK | 2 000 | 960 | -52,00 | 15 125 | 12 833 | -15,15 |
| SWEDEN | 80 | 60 | -25,00 | 828 | 821 | -0,85 |
| ITALY | 25 045 | 10 662 | -57,43 | 147 316 | 65 388 | -55,61 |
| SPAIN | 7 980 | 16 000 | 100,50 | 9 177 | 256 000 | 2 689,58 |
| GREECE | 0 | 2 000 | - | 0 | 4 500 | - |
| POLAND | 1 900 | 0 | -100,00 | 18 000 | 0 | -100,00 |

TABEL 5. PERKEMBANGAN EKSPOR INDONESIA MENURUT KOMODITI DAN NEGARA TUJUAN

| JENIS BARANG | BERAT BERSIH (KG) | | PERUB | NILAI FOB (US \$) | | PERUB |
|---------------------------|--------------------|--------------------|--------------|--------------------|--------------------|--------------|
| | JAN-SEP 2012 | JAN-SEP 2013 | % | JAN-SEP 2012 | JAN-SEP 2013 | % |
| (1) | (2) | (3) | (4) | (5) | (6) | (7) |
| BULGARIA | 2 525 | 2 015 | -20,20 | 12 493 | 7 768 | -37,82 |
| UKRAINE | 9 016 | 2 000 | -77,82 | 27 522 | 3 600 | -86,92 |
| LITHUANIA | 0 | 700 | - | 0 | 9 450 | - |
| LATVIA | 1 500 | 0 | -100,00 | 18 000 | 0 | -100,00 |
| RUSSIA FEDERATION | 0 | 1 100 | - | 0 | 7 195 | - |
| TEBKAU | 12 694 752 | 15 003 147 | 18,18 | 47 695 945 | 70 006 647 | 46,78 |
| JAPAN | 0 | 34 | - | 0 | 34 | - |
| HONG KONG | 0 | 4 | - | 0 | 2 | - |
| KOREA, DEM. PEOPLE'S REP. | 9 600 | 0 | -100,00 | 49 920 | 0 | -100,00 |
| KOREA, REPUBLIC OF | 840 | 8 | -99,05 | 1 000 | 40 | -96,00 |
| TAIWAN | 530 373 | 1 272 200 | 139,87 | 8 983 | 66 621 | 641,63 |
| CHINA | 447 843 | 0 | -100,00 | 1 920 918 | 0 | -100,00 |
| THAILAND | 0 | 9 600 | - | 0 | 36 480 | - |
| SINGAPORE | 377 426 | 287 538 | -23,82 | 116 743 | 1 083 474 | 828,08 |
| PHILIPPINES | 38 068 | 566 870 | 1 389,10 | 66 337 | 3 465 318 | 5 123,81 |
| MALAYSIA | 800 900 | 938 497 | 17,18 | 1 231 074 | 1 491 011 | 21,11 |
| CAMBODIA | 39 600 | 0 | -100,00 | 195 624 | 0 | -100,00 |
| VIET NAM | 115 200 | 0 | -100,00 | 74 880 | 0 | -100,00 |
| INDIA | 0 | 39 600 | - | 0 | 319 680 | - |
| SRI LANKA | 456 997 | 657 587 | 43,89 | 10 304 064 | 14 648 168 | 42,16 |
| TURKEY | 0 | 1 400 | - | 0 | 16 016 | - |
| EGYPT | 88 973 | 241 707 | 171,66 | 328 102 | 508 827 | 55,08 |
| MOROCCO | 90 000 | 18 000 | -80,00 | 319 300 | 71 306 | -77,67 |
| KENYA | 9 600 | 0 | -100,00 | 30 912 | 0 | -100,00 |
| BOTSWANA | 40 000 | 68 000 | 70,00 | 48 000 | 81 600 | 70,00 |
| NIGERIA | 0 | 13 440 | - | 0 | 7 291 | - |
| SENEGAL | 0 | 20 000 | - | 0 | 24 000 | - |
| MAURITANIA | 17 010 | 62 000 | 264,49 | 17 564 | 70 400 | 300,82 |
| MALI | 2 000 | 0 | -100,00 | 34 360 | 0 | -100,00 |
| SOUTH AFRICA | 206 600 | 68 080 | -67,05 | 146 140 | 42 067 | -71,21 |
| AUSTRALIA | 6 000 | 0 | -100,00 | 33 300 | 0 | -100,00 |
| NEW ZEALAND | 0 | 63 660 | - | 0 | 36 275 | - |
| NEW CALEDONIA | 198 000 | 0 | -100,00 | 99 000 | 0 | -100,00 |
| UNITED STATES | 1 857 536 | 1 728 509 | -6,95 | 3 938 986 | 3 573 373 | -9,28 |
| HONDURAS | 46 143 | 35 734 | -22,56 | 1 060 842 | 404 197 | -61,90 |
| NICARAGUA | 266 634 | 467 134 | 75,20 | 1 830 347 | 4 017 301 | 119,48 |
| CUBA | 0 | 960 000 | - | 0 | 1 571 200 | - |
| CHILE | 0 | 172 800 | - | 0 | 60 480 | - |
| ARGENTINA | 0 | 9 000 | - | 0 | 50 065 | - |
| BRAZIL | 14 960 | 13 175 | -11,93 | 28 367 | 8 192 | -71,12 |
| PUERTO RICO | 638 400 | 343 290 | -46,23 | 1 844 980 | 1 077 912 | -41,58 |
| DOMINICAN REPUBLIC | 1 117 318 | 1 016 660 | -9,01 | 4 223 749 | 8 412 942 | 99,18 |
| NORFOLK ISLANDS | 0 | 99 000 | - | 0 | 265 320 | - |
| UNITED KINGDOM | 59 400 | 101 200 | 70,37 | 235 224 | 429 016 | 82,39 |
| NETHERLANDS | 620 876 | 1 698 017 | 173,49 | 1 720 576 | 9 366 066 | 444,36 |
| FRANCE | 301 602 | 121 050 | -59,86 | 150 357 | 60 546 | -59,73 |
| GERMANY, FED. REP. OF | 389 104 | 302 112 | -22,36 | 3 313 468 | 2 555 168 | -22,89 |
| BELGIUM | 2 041 256 | 2 499 864 | 22,47 | 9 218 558 | 11 271 619 | 22,27 |
| SWITZERLAND | 21 600 | 173 812 | 704,69 | 96 961 | 811 987 | 737,44 |
| DENMARK | 88 800 | 99 000 | 11,49 | 331 512 | 348 480 | 5,12 |
| IRELAND | 158 400 | 39 600 | -75,00 | 781 506 | 194 040 | -75,17 |
| ITALY | 104 014 | 59 400 | -42,89 | 283 026 | 207 900 | -26,54 |
| SPAIN | 494 914 | 302 716 | -38,83 | 2 586 110 | 2 563 349 | -0,88 |
| PORTUGAL | 2 497 | 0 | -100,00 | 64 279 | 0 | -100,00 |
| POLAND | 174 545 | 156 725 | -10,21 | 293 343 | 498 040 | 69,78 |
| ROMANIA | 19 200 | 14 400 | -25,00 | 6 720 | 2 448 | -63,57 |
| BELARUS | 60 000 | 0 | -100,00 | 63 600 | 0 | -100,00 |
| UKRAINE | 18 600 | 18 480 | -0,65 | 12 770 | 7 319 | -42,69 |
| LITHUANIA | 39 482 | 0 | -100,00 | 19 742 | 0 | -100,00 |
| LATVIA | 39 421 | 0 | -100,00 | 19 704 | 0 | -100,00 |
| MALTA | 0 | 6 000 | - | 0 | 10 800 | - |
| RUSSIA FEDERATION | 645 020 | 237 244 | -63,22 | 544 997 | 270 277 | -50,41 |
| BIJI COKLAT | 138 852 851 | 151 402 269 | 9,04 | 313 820 612 | 330 198 210 | 5,22 |
| JAPAN | 513 | 75 816 | 14 678,95 | 812 | 322 700 | 39 641,38 |
| KOREA, REPUBLIC OF | 0 | 71 140 | - | 0 | 11 834 | - |
| TAIWAN | 200 | 937 | 368,50 | 400 | 1 889 | 372,25 |
| CHINA | 4 122 948 | 7 655 196 | 85,67 | 7 767 409 | 16 696 933 | 114,96 |
| THAILAND | 6 984 440 | 5 783 533 | -17,19 | 16 126 788 | 14 110 113 | -12,51 |
| SINGAPORE | 31 760 231 | 30 277 286 | -4,67 | 72 924 051 | 65 900 092 | -9,63 |
| PHILIPPINES | 15 120 | 636 470 | 4 109,46 | 2 150 | 84 752 | 3 841,95 |
| MALAYSIA | 82 801 435 | 97 969 236 | 18,32 | 184 924 276 | 213 514 277 | 15,46 |
| INDIA | 5 101 000 | 950 028 | -81,38 | 11 771 469 | 859 916 | -92,69 |
| SRI LANKA | 0 | 34 729 | - | 0 | 73 616 | - |
| TURKEY | 100 000 | 26 455 | -73,55 | 225 000 | 64 288 | -71,43 |
| AUSTRALIA | 684 | 120 | -82,46 | 8 101 | 251 | -96,90 |

TABEL 5. PERKEMBANGAN EKSPOR INDONESIA MENURUT KOMODITI DAN NEGARA TUJUAN

| JENIS BARANG | BERAT BERSIH (KG) | | PERUB | NILAI FOB (US \$) | | PERUB |
|----------------------------|-------------------|-------------------|---------------|--------------------|--------------------|--------------|
| | JAN-SEP 2012 | JAN-SEP 2013 | % | JAN-SEP 2012 | JAN-SEP 2013 | % |
| (1) | (2) | (3) | (4) | (5) | (6) | (7) |
| EAST TIMOR | 0 | 30 | - | 0 | 23 | - |
| UNITED STATES | 100 129 | 6 887 188 | 6 778,31 | 444 003 | 15 558 491 | 3 404,14 |
| BRAZIL | 7 000 000 | 60 000 | -99,14 | 17 036 877 | 176 823 | -98,96 |
| NETHERLANDS | 385 560 | 137 500 | -64,34 | 1 216 384 | 325 382 | -73,25 |
| GERMANY, FED. REP. OF | 180 491 | 421 855 | 133,73 | 520 344 | 1 280 113 | 146,01 |
| BELGIUM | 50 000 | 62 500 | 25,00 | 213 938 | 215 000 | 0,50 |
| SWITZERLAND | 0 | 1 000 | - | 0 | 1 330 | - |
| ITALY | 250 000 | 0 | -100,00 | 637 395 | 0 | -100,00 |
| SPAIN | 0 | 300 000 | - | 0 | 884 115 | - |
| ESTONIA | 0 | 51 200 | - | 0 | 116 122 | - |
| SLOVENIA | 100 | 50 | -50,00 | 515 | 150 | -70,87 |
| -IKAN TONGKOL/TUNA | 66 175 046 | 81 883 942 | 23,74 | 192 699 544 | 202 248 943 | 4,96 |
| JAPAN | 18 926 996 | 22 239 667 | 17,50 | 71 969 297 | 73 850 233 | 2,61 |
| HONG KONG | 94 531 | 145 891 | 54,33 | 578 801 | 1 084 532 | 87,38 |
| KOREA, REPUBLIC OF | 1 435 913 | 557 583 | -61,17 | 3 973 064 | 1 293 975 | -67,43 |
| TAIWAN | 196 162 | 189 336 | -3,48 | 116 204 | 140 785 | 21,15 |
| CHINA | 3 942 578 | 2 806 486 | -28,82 | 3 382 679 | 2 340 132 | -30,82 |
| THAILAND | 25 460 174 | 32 964 502 | 29,47 | 48 290 237 | 50 510 379 | 4,60 |
| SINGAPORE | 320 256 | 360 956 | 12,71 | 1 160 136 | 694 715 | -40,12 |
| PHILIPPINES | 99 011 | 680 367 | 587,16 | 279 267 | 1 155 838 | 313,88 |
| MALAYSIA | 405 629 | 200 778 | -50,50 | 1 000 524 | 310 175 | -69,00 |
| BRUNEI DARUSSALAM | 0 | 2 405 | - | 0 | 2 405 | - |
| VIET NAM | 2 720 355 | 2 175 359 | -20,03 | 5 136 916 | 3 180 931 | -38,08 |
| SRI LANKA | 78 000 | 145 792 | 86,91 | 171 800 | 302 523 | 76,09 |
| IRAN (ISLAMIC REPUBLIC OF) | 2 433 037 | 1 995 392 | -17,99 | 5 575 980 | 3 799 705 | -31,86 |
| SAUDI ARABIA | 1 100 | 3 515 | 219,55 | 12 684 | 6 829 | -46,16 |
| ISRAEL | 218 190 | 617 634 | 183,07 | 1 052 797 | 3 343 468 | 217,58 |
| KUWAIT | 5 200 | 5 571 | 7,13 | 103 762 | 73 690 | -28,98 |
| JORDAN | 95 042 | 3 750 | -96,05 | 454 662 | 66 900 | -85,29 |
| LEBANON | 27 580 | 43 766 | 58,69 | 273 306 | 365 805 | 33,84 |
| YEMEN | 108 000 | 0 | -100,00 | 702 000 | 0 | -100,00 |
| OMAN | 27 000 | 49 000 | 81,48 | 64 050 | 197 250 | 207,96 |
| SYRIA ARAB REPUBLIC | 0 | 37 800 | - | 0 | 239 494 | - |
| TURKEY | 30 000 | 0 | -100,00 | 88 126 | 0 | -100,00 |
| UNITED ARAB EMIRATES | 33 675 | 152 916 | 354,09 | 330 890 | 456 296 | 37,90 |
| BAHRAIN | 2 710 | 13 544 | 399,78 | 42 124 | 82 992 | 97,02 |
| CYPRUS | 0 | 10 569 | - | 0 | 115 434 | - |
| EGYPT | 1 501 900 | 1 723 520 | 14,76 | 1 339 360 | 1 501 018 | 12,07 |
| ALGERIA | 598 000 | 732 023 | 22,41 | 2 240 899 | 2 895 399 | 29,21 |
| REUNION | 900 | 0 | -100,00 | 7 740 | 0 | -100,00 |
| ANGOLA | 0 | 63 936 | - | 0 | 244 344 | - |
| SOUTH AFRICA | 4 500 | 0 | -100,00 | 42 187 | 0 | -100,00 |
| MAURITIUS | 24 482 | 1 557 | -93,64 | 99 150 | 4 671 | -95,29 |
| AUSTRALIA | 64 718 | 84 015 | 29,82 | 457 579 | 792 379 | 73,17 |
| NEW ZEALAND | 41 307 | 25 000 | -39,48 | 81 567 | 12 200 | -85,04 |
| GUAM | 8 125 | 0 | -100,00 | 32 500 | 0 | -100,00 |
| AMERICAN SAMOA | 593 591 | 0 | -100,00 | 1 494 913 | 0 | -100,00 |
| EAST TIMOR | 9 098 | 13 171 | 44,77 | 5 596 | 4 576 | -18,23 |
| UNITED STATES | 3 093 434 | 3 393 587 | 9,70 | 27 314 032 | 26 171 661 | -4,18 |
| CANADA | 38 202 | 0 | -100,00 | 239 104 | 0 | -100,00 |
| MEXICO | 95 788 | 21 013 | -78,06 | 873 815 | 172 620 | -80,25 |
| PANAMA | 41 760 | 5 095 | -87,80 | 391 731 | 69 292 | -82,31 |
| CHILE | 0 | 11 500 | - | 0 | 98 325 | - |
| ECUADOR | 404 804 | 0 | -100,00 | 1 220 162 | 0 | -100,00 |
| PERU | 50 824 | 129 000 | 153,82 | 151 497 | 320 352 | 111,46 |
| PUERTO RICO | 4 926 | 3 066 | -37,76 | 62 790 | 41 917 | -33,24 |
| DOMINICAN REPUBLIC | 0 | 9 792 | - | 0 | 43 200 | - |
| GUADELOUPE | 5 504 | 0 | -100,00 | 26 906 | 0 | -100,00 |
| UNITED KINGDOM | 42 685 | 44 398 | 4,01 | 152 846 | 183 633 | 20,14 |
| NETHERLANDS | 118 124 | 18 145 | -84,64 | 848 814 | 82 158 | -90,32 |
| FRANCE | 6 150 | 443 986 | 7 119,28 | 21 840 | 1 490 091 | 6 722,76 |
| GERMANY, FED. REP. OF | 16 784 | 106 229 | 532,92 | 50 354 | 324 374 | 544,19 |
| AUSTRIA | 81 968 | 0 | -100,00 | 236 080 | 0 | -100,00 |
| BELGIUM | 10 000 | 169 580 | 1 595,80 | 81 625 | 1 051 933 | 1 188,74 |
| DENMARK | 16 368 | 0 | -100,00 | 66 224 | 0 | -100,00 |
| NORWAY | 0 | 759 | - | 0 | 6 070 | - |
| ITALY | 8 359 | 249 729 | 2 887,55 | 40 706 | 746 354 | 1 733,52 |
| SPAIN | 2 248 234 | 8 147 474 | 262,39 | 7 248 452 | 19 175 746 | 164,55 |
| PORTUGAL | 170 000 | 911 071 | 435,92 | 903 876 | 2 237 931 | 147,59 |
| GREECE | 0 | 10 001 | - | 0 | 39 222 | - |
| POLAND | 0 | 6 879 | - | 0 | 20 635 | - |
| UKRAINE | 22 870 | 24 593 | 7,53 | 339 989 | 187 985 | -44,71 |
| LITHUANIA | 21 945 | 0 | -100,00 | 155 540 | 0 | -100,00 |
| RUSSIA FEDERATION | 168 557 | 132 244 | -21,54 | 1 712 364 | 716 371 | -58,16 |
| -UBUR-UBUR | 10 104 247 | 8 512 670 | -15,75 | 21 621 821 | 32 901 297 | 52,17 |

TABEL 5. PERKEMBANGAN EKSPOR INDONESIA MENURUT KOMODITI DAN NEGARA TUJUAN

| JENIS BARANG | BERAT BERSIH (KG) | | PERUB | NILAI FOB (US \$) | | PERUB |
|-----------------------------------|-------------------|-------------------|--------------|--------------------|--------------------|---------------|
| | JAN-SEP 2012 | JAN-SEP 2013 | % | JAN-SEP 2012 | JAN-SEP 2013 | % |
| | (1) | (2) | (3) | (4) | (5) | (6) |
| JAPAN | 341 185 | 941 405 | 175,92 | 2 228 825 | 4 716 537 | 111,62 |
| HONG KONG | 132 855 | 80 577 | -39,35 | 1 491 156 | 1 404 513 | -5,81 |
| KOREA, REPUBLIC OF | 362 478 | 877 769 | 142,16 | 1 691 450 | 3 005 378 | 77,68 |
| TAIWAN | 343 380 | 876 954 | 155,39 | 1 494 593 | 2 522 324 | 68,76 |
| CHINA | 394 939 | 415 671 | 5,25 | 763 237 | 1 260 624 | 65,17 |
| THAILAND | 15 616 | 84 829 | 443,22 | 491 466 | 751 645 | 52,94 |
| SINGAPORE | 119 409 | 170 299 | 42,62 | 781 125 | 1 272 784 | 62,94 |
| PHILIPPINES | 3 404 | 6 055 | 77,88 | 123 102 | 208 163 | 69,10 |
| MALAYSIA | 118 510 | 241 249 | 103,57 | 1 224 760 | 1 806 475 | 47,50 |
| BRUNEI DARUSSALAM | 3 600 | 2 355 | -34,58 | 100 508 | 82 767 | -17,65 |
| VIET NAM | 7 488 218 | 4 381 121 | -41,49 | 5 374 029 | 10 349 559 | 92,58 |
| MALDIVES | 0 | 757 | - | 0 | 22 070 | - |
| INDIA | 22 870 | 143 | -99,37 | 75 290 | 2 255 | -97,00 |
| PAKISTAN | 31 | 315 | 916,13 | 200 | 304 | 52,00 |
| SRI LANKA | 9 | 0 | -100,00 | 225 | 0 | -100,00 |
| IRAN (ISLAMIC REPUBLIC OF) | 1 010 | 499 | -50,59 | 2 301 | 1 364 | -40,72 |
| SAUDI ARABIA | 22 296 | 88 814 | 298,34 | 445 201 | 1 134 421 | 154,81 |
| ISRAIL | 1 065 | 450 | -57,75 | 2 781 | 4 992 | 79,50 |
| KUWAIT | 432 | 553 | 28,01 | 1 303 | 3 848 | 195,32 |
| LEBANON | 1 105 | 1 746 | 58,01 | 2 840 | 4 138 | 45,70 |
| TURKEY | 217 | 5 | -97,70 | 2 637 | 124 | -95,30 |
| UNITED ARAB EMIRATES | 69 416 | 65 347 | -5,86 | 1 978 769 | 2 043 734 | 3,28 |
| QATAR | 25 011 | 24 619 | -1,57 | 685 550 | 821 343 | 19,81 |
| BAHRAIN | 6 | 82 500 | 1 374 900,00 | 151 | 26 813 | 17 656,95 |
| MALI | 0 | 233 | - | 0 | 100 | - |
| SOUTH AFRICA | 76 183 | 67 | -99,91 | 322 129 | 1 126 | -99,65 |
| AUSTRALIA | 18 883 | 40 555 | 114,77 | 486 154 | 740 160 | 52,25 |
| NEW ZEALAND | 518 | 8 | -98,46 | 2 141 | 100 | -95,33 |
| UNITED STATES | 169 805 | 18 306 | -89,22 | 649 982 | 138 983 | -78,62 |
| CANADA | 133 173 | 331 | -99,75 | 450 078 | 1 871 | -99,58 |
| MEXICO | 69 | 90 | 30,43 | 685 | 605 | -11,68 |
| SURINAME | 22 | 20 | -9,09 | 94 | 59 | -37,23 |
| VENEZUELA | 0 | 60 | - | 0 | 286 | - |
| ARGENTINA | 0 | 180 | - | 0 | 375 | - |
| BRAZIL | 98 | 12 | -87,76 | 745 | 118 | -84,16 |
| PERU | 60 | 62 | 3,33 | 360 | 485 | 34,72 |
| UNITED KINGDOM | 23 915 | 18 018 | -24,66 | 75 740 | 63 424 | -16,26 |
| NETHERLANDS | 26 639 | 17 728 | -33,45 | 121 474 | 205 265 | 68,98 |
| FRANCE | 17 035 | 1 784 | -89,53 | 30 591 | 14 411 | -52,89 |
| GERMANY, FED. REP. OF | 15 131 | 4 010 | -73,50 | 30 254 | 26 079 | -13,80 |
| AUSTRIA | 325 | 213 | -34,46 | 1 875 | 3 976 | 112,05 |
| BELGIUM | 1 120 | 173 | -84,55 | 1 552 | 1 993 | 28,41 |
| SWITZERLAND | 992 | 1 552 | 56,45 | 3 573 | 3 228 | -9,66 |
| DENMARK | 318 | 175 | -44,97 | 3 281 | 642 | -80,43 |
| NORWAY | 391 | 251 | -35,81 | 2 507 | 1 235 | -50,74 |
| SWEDEN | 324 | 169 | -47,84 | 960 | 534 | -44,38 |
| FINLAND | 0 | 40 | - | 0 | 77 | - |
| IRELAND | 1 363 | 986 | -27,66 | 8 058 | 4 662 | -42,14 |
| ITALY | 142 305 | 56 725 | -60,14 | 440 251 | 216 634 | -50,79 |
| SPAIN | 1 696 | 315 | -81,43 | 6 770 | 4 710 | -30,43 |
| GREECE | 1 196 | 834 | -30,27 | 4 790 | 2 361 | -50,71 |
| HUNGARY | 96 | 5 | -94,79 | 160 | 35 | -78,13 |
| POLAND | 1 259 | 1 352 | 7,39 | 5 063 | 7 337 | 44,91 |
| ROMANIA | 35 | 0 | -100,00 | 38 | 0 | -100,00 |
| BULGARIA | 180 | 147 | -18,33 | 727 | 757 | 4,13 |
| ARMENIA | 3 | 0 | -100,00 | 125 | 0 | -100,00 |
| UKRAINE | 818 | 497 | -39,24 | 3 092 | 1 513 | -51,07 |
| LITHUANIA | 65 | 143 | 120,00 | 227 | 952 | 319,38 |
| CROATIA | 86 | 0 | -100,00 | 754 | 0 | -100,00 |
| MALTA | 0 | 1 | - | 0 | 10 | - |
| CZECH REPUBLIC | 312 | 362 | 16,03 | 1 040 | 3 841 | 269,33 |
| REP. OF MACEDONIA | 25 | 39 | 56,00 | 47 | 125 | 165,96 |
| RUSSIA FEDERATION | 2 745 | 3 195 | 16,39 | 5 005 | 7 053 | 40,92 |
| -KEPITING, KERANG-KERANGAN | 63 428 599 | 68 527 965 | 8,04 | 248 398 882 | 209 268 469 | -15,75 |
| JAPAN | 1 041 701 | 966 594 | -7,21 | 6 800 111 | 5 990 778 | -11,90 |
| HONG KONG | 2 338 289 | 1 741 464 | -25,52 | 5 484 789 | 2 856 808 | -47,91 |
| KOREA, REPUBLIC OF | 2 715 446 | 2 655 025 | -2,23 | 9 448 977 | 8 377 228 | -11,34 |
| TAIWAN | 4 480 814 | 3 881 136 | -13,38 | 7 177 067 | 6 389 639 | -10,97 |
| CHINA | 16 259 423 | 30 897 324 | 90,03 | 43 929 242 | 97 314 750 | 121,53 |
| MACAU | 75 | 0 | -100,00 | 389 | 0 | -100,00 |
| THAILAND | 2 948 949 | 4 437 144 | 50,47 | 3 458 966 | 4 638 943 | 34,11 |
| SINGAPORE | 2 675 484 | 1 870 453 | -30,09 | 7 957 615 | 6 095 884 | -23,40 |
| PHILIPPINES | 1 205 | 1 645 | 36,51 | 7 034 | 11 212 | 59,40 |
| MALAYSIA | 3 540 432 | 3 071 364 | -13,25 | 7 464 579 | 7 727 655 | 3,52 |
| LAO PEOPLE'S DEM. REP. | 0 | 13 | - | 0 | 60 | - |
| VIET NAM | 11 400 846 | 8 998 065 | -21,08 | 14 635 612 | 13 481 497 | -7,89 |

TABEL 5. PERKEMBANGAN EKSPOR INDONESIA MENURUT KOMODITI DAN NEGARA TUJUAN

| JENIS BARANG | BERAT BERSIH (KG) | | PERUB | NILAI FOB (US \$) | | PERUB |
|----------------------------|-------------------|------------------|--------------|-------------------|------------------|--------------|
| | JAN-SEP 2012 | JAN-SEP 2013 | % | JAN-SEP 2012 | JAN-SEP 2013 | % |
| | (1) | (2) | (3) | (4) | (5) | (6) |
| MALDIVES | 0 | 300 | - | 0 | 34 500 | - |
| INDIA | 25 968 | 0 | -100,00 | 106 627 | 0 | -100,00 |
| PAKISTAN | 1 | 26 | 2 500,00 | 13 | 139 | 969,23 |
| SRI LANKA | 0 | 8 | - | 0 | 60 | - |
| IRAQ | 35 | 10 | -71,43 | 553 | 52 | -90,60 |
| IRAN (ISLAMIC REPUBLIC OF) | 3 289 | 2 420 | -26,42 | 11 458 | 16 095 | 40,47 |
| SAUDI ARABIA | 881 | 241 | -72,64 | 135 | 2 756 | 1 941,48 |
| ISRAIL | 2 441 | 2 407 | -1,39 | 11 851 | 15 432 | 30,22 |
| KUWAIT | 264 | 1 191 | 351,14 | 953 | 5 489 | 475,97 |
| JORDAN | 119 | 65 | -45,38 | 1 015 | 773 | -23,84 |
| LEBANON | 123 206 | 38 093 | -69,08 | 605 137 | 120 482 | -80,09 |
| TURKEY | 406 471 | 233 729 | -42,50 | 1 721 608 | 807 840 | -53,08 |
| UNITED ARAB EMIRATES | 5 940 | 32 430 | 445,96 | 33 244 | 154 831 | 365,74 |
| QATAR | 0 | 51 | - | 0 | 335 | - |
| BAHRAIN | 48 | 253 | 427,08 | 186 | 455 | 144,62 |
| CYPRUS | 136 492 | 95 800 | -29,81 | 756 798 | 338 884 | -55,22 |
| EGYPT | 41 879 | 15 000 | -64,18 | 116 793 | 52 759 | -54,83 |
| TUNISIA | 46 680 | 0 | -100,00 | 225 850 | 0 | -100,00 |
| REUNION | 8 644 | 22 650 | 162,03 | 78 218 | 70 785 | -9,50 |
| NIGER | 8 500 | 0 | -100,00 | 49 300 | 0 | -100,00 |
| SOUTH AFRICA | 1 475 | 9 605 | 551,19 | 10 413 | 36 305 | 248,65 |
| MAURITIUS | 133 955 | 21 040 | -84,29 | 490 835 | 55 960 | -88,60 |
| AUSTRALIA | 644 171 | 676 638 | 5,04 | 3 328 835 | 3 227 622 | -3,04 |
| NEW ZEALAND | 32 665 | 387 | -98,82 | 76 894 | 2 850 | -96,29 |
| EAST TIMOR | 62 250 | 2 730 | -95,61 | 19 357 | 1 151 | -94,05 |
| UNITED STATES | 5 113 134 | 2 352 502 | -53,99 | 84 714 035 | 24 778 812 | -70,75 |
| CANADA | 265 617 | 65 468 | -75,35 | 2 556 351 | 543 840 | -78,73 |
| MEXICO | 120 635 | 29 | -99,98 | 672 103 | 20 | -100,00 |
| HONDURAS | 9 009 | 10 010 | 11,11 | 24 140 | 15 921 | -34,05 |
| PANAMA | 19 051 | 125 118 | 556,75 | 109 740 | 310 093 | 182,57 |
| SURINAME | 0 | 8 | - | 0 | 48 | - |
| CHILE | 0 | 250 | - | 0 | 150 | - |
| ARGENTINA | 149 | 125 | -16,11 | 590 | 859 | 45,59 |
| BRAZIL | 164 | 888 | 441,46 | 1 030 | 2 930 | 184,47 |
| PUERTO RICO | 121 489 | 36 968 | -69,57 | 736 112 | 179 504 | -75,61 |
| DOMINICAN REPUBLIC | 0 | 58 542 | - | 0 | 117 578 | - |
| MARTINIQUE | 61 230 | 63 600 | 3,87 | 253 564 | 181 146 | -28,56 |
| GUADELOUPE | 137 890 | 94 150 | -31,72 | 498 484 | 271 923 | -45,45 |
| UNITED KINGDOM | 214 497 | 157 468 | -26,59 | 2 059 398 | 1 088 754 | -47,13 |
| NETHERLANDS | 89 511 | 95 795 | 7,02 | 478 265 | 315 655 | -34,00 |
| FRANCE | 216 083 | 100 047 | -53,70 | 1 658 671 | 495 359 | -70,14 |
| GERMANY, FED. REP. OF | 106 205 | 59 732 | -43,76 | 785 480 | 420 326 | -46,49 |
| AUSTRIA | 1 654 | 1 925 | 16,38 | 4 387 | 11 545 | 163,16 |
| BELGIUM | 176 226 | 95 509 | -45,80 | 1 107 232 | 381 458 | -65,55 |
| SWITZERLAND | 4 824 | 25 392 | 426,37 | 47 662 | 19 694 | -58,68 |
| DENMARK | 18 950 | 1 701 | -91,02 | 305 341 | 7 233 | -97,63 |
| NORWAY | 1 387 | 1 817 | 31,00 | 6 337 | 11 980 | 89,05 |
| SWEDEN | 800 | 2 329 | 191,13 | 3 159 | 12 895 | 308,20 |
| FINLAND | 5 086 | 81 | -98,41 | 20 871 | 259 | -98,76 |
| IRELAND | 8 | 25 | 212,50 | 50 | 285 | 470,00 |
| ITALY | 5 718 892 | 4 582 691 | -19,87 | 29 186 607 | 19 068 860 | -34,67 |
| SPAIN | 246 583 | 86 157 | -65,06 | 1 272 656 | 554 893 | -56,40 |
| PORTUGAL | 201 592 | 151 697 | -24,75 | 828 312 | 431 103 | -47,95 |
| GREECE | 297 840 | 139 430 | -53,19 | 1 602 955 | 451 472 | -71,84 |
| HUNGARY | 115 | 171 | 48,70 | 1 284 | 753 | -41,36 |
| POLAND | 2 554 | 3 375 | 32,15 | 10 181 | 21 807 | 114,19 |
| ROMANIA | 6 | 35 | 483,33 | 307 | 665 | 116,61 |
| BULGARIA | 16 | 5 | -68,75 | 44 | 80 | 81,82 |
| ALBANIA | 177 278 | 197 100 | 11,18 | 726 909 | 527 288 | -27,46 |
| ARMENIA | 1 | 0 | -100,00 | 60 | 0 | -100,00 |
| KAZAKHSTAN | 0 | 1 299 | - | 0 | 6 239 | - |
| UKRAINE | 2 004 | 830 | -58,58 | 25 540 | 8 746 | -65,76 |
| LITHUANIA | 21 000 | 7 000 | -66,67 | 397 060 | 23 945 | -93,97 |
| ESTONIA | 0 | 600 | - | 0 | 7 400 | - |
| CROATIA | 208 027 | 98 431 | -52,68 | 896 850 | 282 909 | -68,46 |
| MALTA | 10 624 | 35 703 | 236,06 | 45 446 | 128 492 | 182,74 |
| CZECH REPUBLIC | 548 | 1 185 | 116,24 | 2 708 | 8 203 | 202,92 |
| RUSSIA FEDERATION | 769 882 | 197 476 | -74,35 | 3 348 507 | 747 338 | -77,68 |
| -BEKICOT | 2 101 373 | 2 512 702 | 19,57 | 4 341 142 | 6 826 787 | 57,26 |
| JAPAN | 174 | 1 511 | 768,39 | 1 695 | 6 832 | 303,07 |
| HONG KONG | 172 509 | 384 238 | 122,74 | 491 853 | 496 225 | 0,89 |
| KOREA, REPUBLIC OF | 21 910 | 40 274 | 83,82 | 70 468 | 178 194 | 152,87 |
| TAIWAN | 1 352 472 | 1 279 723 | -5,38 | 2 176 736 | 2 836 212 | 30,30 |
| CHINA | 26 097 | 25 762 | -1,28 | 36 681 | 85 730 | 133,72 |
| THAILAND | 20 087 | 24 113 | 20,04 | 10 077 | 13 606 | 35,02 |
| SINGAPORE | 60 053 | 3 837 | -93,61 | 141 819 | 8 150 | -94,25 |

TABEL 5. PERKEMBANGAN EKSPOR INDONESIA MENURUT KOMODITI DAN NEGARA TUJUAN

| JENIS BARANG | BERAT BERSIH (KG) | | PERUB | NILAI FOB (US \$) | | PERUB |
|----------------------------|--------------------|--------------------|-------------|--------------------|--------------------|---------------|
| | JAN-SEP 2012 | JAN-SEP 2013 | % | JAN-SEP 2012 | JAN-SEP 2013 | % |
| (1) | (2) | (3) | (4) | (5) | (6) | (7) |
| MALAYSIA | 126 737 | 76 599 | -39,56 | 85 708 | 79 375 | -7,39 |
| VIET NAM | 26 500 | 12 945 | -51,15 | 18 550 | 70 864 | 282,02 |
| IRAN (ISLAMIC REPUBLIC OF) | 5 | 110 | 2 100,00 | 9 | 394 | 4 277,78 |
| KUWAIT | 0 | 22 | - | 0 | 23 | - |
| JORDAN | 0 | 10 | - | 0 | 122 | - |
| TURKEY | 0 | 335 | - | 0 | 554 | - |
| UNITED ARAB EMIRATES | 1 | 229 | 22 800,00 | 67 | 75 | 11,94 |
| CYPRUS | 8 | 0 | -100,00 | 17 | 0 | -100,00 |
| SOUTH AFRICA | 18 034 | 122 808 | 580,98 | 78 632 | 499 929 | 535,78 |
| AUSTRALIA | 0 | 84 | - | 0 | 116 | - |
| NEW ZEALAND | 0 | 4 | - | 0 | 38 | - |
| UNITED STATES | 53 780 | 95 648 | 77,85 | 217 817 | 381 289 | 75,05 |
| CANADA | 85 618 | 196 040 | 128,97 | 319 992 | 807 763 | 152,43 |
| UNITED KINGDOM | 40 | 1 760 | 4 300,00 | 567 | 11 198 | 1 874,96 |
| NETHERLANDS | 225 | 1 397 | 520,89 | 3 191 | 25 020 | 684,08 |
| FRANCE | 98 517 | 161 411 | 63,84 | 489 166 | 907 204 | 85,46 |
| GERMANY, FED. REP. OF | 364 | 1 373 | 277,20 | 16 371 | 42 941 | 162,30 |
| AUSTRIA | 2 | 3 | 50,00 | 7 | 49 | 600,00 |
| BELGIUM | 37 838 | 80 425 | 112,55 | 177 091 | 366 097 | 106,73 |
| SWITZERLAND | 8 | 20 | 150,00 | 128 | 180 | 40,63 |
| DENMARK | 21 | 36 | 71,43 | 335 | 65 | -80,60 |
| NORWAY | 0 | 37 | - | 0 | 167 | - |
| SWEDEN | 2 | 59 | 2 850,00 | 7 | 475 | 6 685,71 |
| FINLAND | 0 | 19 | - | 0 | 236 | - |
| IRELAND | 0 | 9 | - | 0 | 115 | - |
| ITALY | 116 | 234 | 101,72 | 250 | 1 866 | 646,40 |
| SPAIN | 126 | 224 | 77,78 | 1 261 | 2 401 | 90,40 |
| PORTUGAL | 6 | 50 | 733,33 | 14 | 39 | 178,57 |
| GREECE | 5 | 10 | 100,00 | 36 | 30 | -16,67 |
| HUNGARY | 16 | 45 | 181,25 | 153 | 154 | 0,65 |
| POLAND | 8 | 591 | 7 287,50 | 165 | 1 322 | 701,21 |
| ROMANIA | 0 | 3 | - | 0 | 25 | - |
| BULGARIA | 0 | 48 | - | 0 | 174 | - |
| KAZAKHSTAN | 0 | 49 | - | 0 | 93 | - |
| UKRAINE | 2 | 0 | -100,00 | 20 | 0 | -100,00 |
| CZECH REPUBLIC | 0 | 227 | - | 0 | 473 | - |
| REP. OF MACEDONIA | 0 | 21 | - | 0 | 26 | - |
| RUSSIA FEDERATION | 92 | 359 | 290,22 | 2 259 | 946 | -58,12 |
| -IKAN LAINNYA | 307 608 416 | 314 495 237 | 2,24 | 360 474 939 | 313 232 691 | -13,11 |
| JAPAN | 9 549 669 | 4 054 114 | -57,55 | 38 613 338 | 12 335 673 | -68,05 |
| HONG KONG | 5 257 558 | 4 801 734 | -8,67 | 26 318 619 | 25 433 212 | -3,36 |
| KOREA, REPUBLIC OF | 6 107 133 | 6 319 874 | 3,48 | 8 905 714 | 7 024 271 | -21,13 |
| TAIWAN | 13 788 162 | 8 130 797 | -41,03 | 19 238 096 | 13 090 339 | -31,96 |
| CHINA | 83 212 055 | 93 540 406 | 12,41 | 51 483 499 | 59 900 806 | 16,35 |
| MACAU | 1 438 | 406 | -71,77 | 26 149 | 6 710 | -74,34 |
| THAILAND | 105 067 056 | 118 923 401 | 13,19 | 47 928 804 | 55 409 524 | 15,61 |
| SINGAPORE | 16 630 993 | 21 318 982 | 28,19 | 31 157 917 | 32 834 278 | 5,38 |
| PHILIPPINES | 92 002 | 44 197 | -51,96 | 1 000 655 | 2 463 527 | 146,19 |
| MALAYSIA | 24 261 688 | 25 531 607 | 5,23 | 37 388 401 | 35 764 914 | -4,34 |
| CAMBODIA | 250 | 15 | -94,00 | 3 425 | 3 000 | -12,41 |
| BRUNEI DARUSSALAM | 39 533 | 46 605 | 17,89 | 133 153 | 168 474 | 26,53 |
| LAO PEOPLE'S DEM. REP. | 0 | 36 | - | 0 | 910 | - |
| NEPAL | 0 | 84 | - | 0 | 2 614 | - |
| VIET NAM | 24 742 980 | 19 305 262 | -21,98 | 34 262 891 | 22 758 109 | -33,58 |
| INDIA | 20 191 | 145 226 | 619,26 | 81 818 | 522 060 | 538,07 |
| PAKISTAN | 73 331 | 293 | -99,60 | 69 118 | 1 278 | -98,15 |
| BANGLADESH | 14 | 98 | 600,00 | 740 | 668 | -9,73 |
| SRI LANKA | 416 698 | 745 258 | 78,85 | 860 311 | 1 545 895 | 79,69 |
| IRAQ | 226 | 1 183 | 423,45 | 3 495 | 4 028 | 15,25 |
| IRAN (ISLAMIC REPUBLIC OF) | 353 059 | 16 957 | -95,20 | 1 411 285 | 327 077 | -76,82 |
| SAUDI ARABIA | 123 416 | 139 485 | 13,02 | 252 473 | 369 011 | 46,16 |
| ISRAEL | 152 239 | 22 431 | -85,27 | 702 120 | 141 439 | -79,86 |
| KUWAIT | 6 403 | 4 778 | -25,38 | 32 734 | 23 683 | -27,65 |
| JORDAN | 357 393 | 12 747 | -96,43 | 1 197 874 | 60 355 | -94,96 |
| LEBANON | 2 833 | 1 230 | -56,58 | 21 035 | 11 001 | -47,70 |
| YEMEN | 0 | 27 | - | 0 | 504 | - |
| OMAN | 131 985 | 27 022 | -79,53 | 550 564 | 36 161 | -93,43 |
| TURKEY | 22 459 | 116 226 | 417,50 | 124 571 | 318 056 | 155,32 |
| UNITED ARAB EMIRATES | 401 955 | 423 151 | 5,27 | 1 230 528 | 957 451 | -22,19 |
| QATAR | 106 290 | 72 152 | -32,12 | 141 825 | 152 649 | 7,63 |
| BAHRAIN | 1 149 | 1 031 | -10,27 | 8 675 | 18 459 | 112,78 |
| CYPRUS | 2 056 | 23 304 | 1 033,46 | 25 201 | 104 034 | 312,82 |
| EGYPT | 1 485 195 | 409 299 | -72,44 | 1 071 874 | 344 732 | -67,84 |
| MOROCCO | 262 | 2 370 | 804,58 | 6 058 | 10 716 | 76,89 |
| TUNISIA | 24 425 | 20 012 | -18,07 | 35 199 | 42 679 | 21,25 |
| ALGERIA | 122 330 | 47 620 | -61,07 | 120 144 | 151 609 | 26,19 |

TABEL 5. PERKEMBANGAN EKSPOR INDONESIA MENURUT KOMODITI DAN NEGARA TUJUAN

| JENIS BARANG | BERAT BERSIH (KG) | | PERUB | NILAI FOB (US \$) | | PERUB |
|-------------------------------|-------------------|--------------|-----------|-------------------|--------------|-----------|
| | JAN-SEP 2012 | JAN-SEP 2013 | % | JAN-SEP 2012 | JAN-SEP 2013 | % |
| | (1) | (2) | (3) | (4) | (5) | (6) |
| NAMIBIA | 116 533 | 44 501 | -61,81 | 199 744 | 61 986 | -68,97 |
| TANZANIA, UNITED REP. OF | 60 000 | 0 | -100,00 | 187 200 | 0 | -100,00 |
| MADAGASCAR | 20 000 | 0 | -100,00 | 59 200 | 0 | -100,00 |
| REUNION | 116 137 | 91 819 | -20,94 | 496 126 | 1 118 064 | 125,36 |
| MOZAMBIQUE | 740 414 | 58 180 | -92,14 | 1 297 472 | 59 432 | -95,42 |
| EQUATORIAL GUINEA | 0 | 20 001 | - | 0 | 57 930 | - |
| TOGO | 380 000 | 0 | -100,00 | 1 153 600 | 0 | -100,00 |
| GHANA | 459 500 | 0 | -100,00 | 1 216 120 | 0 | -100,00 |
| LIBERIA | 80 000 | 20 000 | -75,00 | 242 240 | 58 100 | -76,02 |
| GUINEA | 40 000 | 0 | -100,00 | 123 360 | 0 | -100,00 |
| ANGOLA | 390 980 | 91 000 | -76,73 | 1 039 000 | 257 589 | -75,21 |
| CONGO | 191 000 | 0 | -100,00 | 495 440 | 0 | -100,00 |
| CAMEROON | 260 000 | 7 140 | -97,25 | 792 320 | 9 625 | -98,79 |
| SIERRA LEONE | 35 600 | 0 | -100,00 | 92 200 | 0 | -100,00 |
| GABON | 543 750 | 0 | -100,00 | 1 327 260 | 0 | -100,00 |
| COTE D'IVOIRE | 100 000 | 0 | -100,00 | 258 368 | 0 | -100,00 |
| SENEGAL | 160 000 | 0 | -100,00 | 481 920 | 0 | -100,00 |
| MAURITANIA | 20 000 | 0 | -100,00 | 60 000 | 0 | -100,00 |
| BENIN | 40 000 | 20 000 | -50,00 | 121 920 | 56 000 | -54,07 |
| GAMBIA | 180 000 | 100 000 | -44,44 | 313 920 | 300 000 | -4,43 |
| SOUTH AFRICA | 866 471 | 87 428 | -89,91 | 1 395 598 | 212 722 | -84,76 |
| ZIMBABWE | 0 | 9 200 | - | 0 | 32 470 | - |
| MALAWI | 0 | 31 000 | - | 0 | 58 000 | - |
| COMOROS | 40 000 | 0 | -100,00 | 118 400 | 0 | -100,00 |
| MAURITIUS | 779 874 | 1 127 743 | 44,61 | 1 789 339 | 2 523 107 | 41,01 |
| AUSTRALIA | 631 535 | 716 527 | 13,46 | 1 979 848 | 4 021 872 | 103,14 |
| NEW ZEALAND | 91 662 | 1 149 | -98,75 | 112 359 | 12 360 | -89,00 |
| GUAM | 0 | 10 | - | 0 | 272 | - |
| AMERICAN SAMOA | 44 595 | 0 | -100,00 | 47 579 | 0 | -100,00 |
| FIJI | 177 360 | 239 000 | 34,75 | 258 466 | 350 710 | 35,69 |
| KIRIBATI | 0 | 526 | - | 0 | 1 661 | - |
| EAST TIMOR | 89 692 | 97 149 | 8,31 | 65 273 | 73 205 | 12,15 |
| UNITED STATES | 2 084 168 | 1 637 079 | -21,45 | 16 642 181 | 9 347 555 | -43,83 |
| CANADA | 47 996 | 60 972 | 27,04 | 478 485 | 607 289 | 26,92 |
| MEXICO | 49 487 | 0 | -100,00 | 92 690 | 0 | -100,00 |
| GUATEMALA | 116 568 | 0 | -100,00 | 221 441 | 0 | -100,00 |
| PANAMA | 78 000 | 27 000 | -65,38 | 121 804 | 6 000 | -95,07 |
| SURINAME | 130 | 53 343 | 40 933,08 | 318 | 41 756 | 13 030,82 |
| VENEZUELA | 0 | 549 | - | 0 | 24 826 | - |
| ARGENTINA | 819 | 808 | -1,34 | 5 711 | 6 608 | 15,71 |
| BRAZIL | 903 | 2 234 | 147,40 | 21 572 | 40 135 | 86,05 |
| COLOMBIA | 26 000 | 0 | -100,00 | 38 717 | 0 | -100,00 |
| PARAGUAY | 515 | 0 | -100,00 | 58 723 | 0 | -100,00 |
| PERU | 444 732 | 319 975 | -28,05 | 1 096 394 | 830 870 | -24,22 |
| PUERTO RICO | 243 978 | 182 778 | -25,08 | 1 561 737 | 1 034 801 | -33,74 |
| DOMINICAN REPUBLIC | 261 840 | 163 871 | -37,42 | 1 283 511 | 689 495 | -46,28 |
| FRENCH POLYNESIA | 30 000 | 0 | -100,00 | 7 500 | 0 | -100,00 |
| MARTINIQUE | 36 938 | 88 060 | 138,40 | 89 919 | 234 916 | 161,25 |
| GUADELOUPE | 50 770 | 41 305 | -18,64 | 166 830 | 208 101 | 24,74 |
| UNITED KINGDOM | 535 887 | 533 847 | -0,38 | 2 207 236 | 2 541 125 | 15,13 |
| NETHERLANDS | 451 323 | 554 586 | 22,88 | 1 130 021 | 1 477 821 | 30,78 |
| FRANCE | 629 391 | 737 918 | 17,24 | 3 132 258 | 3 087 446 | -1,43 |
| GERMANY, FED. REP. OF | 66 815 | 59 472 | -10,99 | 490 537 | 547 651 | 11,64 |
| AUSTRIA | 37 667 | 4 913 | -86,96 | 102 659 | 29 333 | -71,43 |
| BELGIUM | 299 184 | 435 616 | 45,60 | 1 155 900 | 1 113 590 | -3,66 |
| SWITZERLAND | 272 843 | 3 301 | -98,79 | 251 821 | 81 673 | -67,57 |
| LUXEMBOURG | 0 | 160 | - | 0 | 1 083 | - |
| DENMARK | 34 942 | 6 949 | -80,11 | 114 257 | 49 856 | -56,37 |
| NORWAY | 1 753 | 2 322 | 32,46 | 10 250 | 22 988 | 124,27 |
| SWEDEN | 6 604 | 5 953 | -9,86 | 174 191 | 132 458 | -23,96 |
| FINLAND | 156 | 909 | 482,69 | 443 | 7 355 | 1 560,27 |
| IRELAND | 1 084 | 951 | -12,27 | 9 257 | 6 813 | -26,40 |
| ITALY | 416 348 | 480 880 | 15,50 | 2 193 791 | 1 957 274 | -10,78 |
| SPAIN | 468 953 | 377 257 | -19,55 | 1 630 674 | 1 626 743 | -0,24 |
| PORTUGAL | 160 578 | 958 959 | 497,19 | 497 042 | 3 545 893 | 613,40 |
| GREECE | 78 309 | 120 675 | 54,10 | 419 225 | 325 140 | -22,44 |
| THE DEMOCRATIC REPUBLIC OF TH | 735 590 | 40 000 | -94,56 | 1 911 814 | 114 560 | -94,01 |
| HUNGARY | 1 200 | 1 024 | -14,67 | 8 225 | 8 266 | 0,50 |
| POLAND | 15 483 | 15 129 | -2,29 | 81 669 | 102 102 | 25,02 |
| ROMANIA | 313 | 476 | 52,08 | 3 210 | 4 634 | 44,36 |
| BULGARIA | 894 | 2 053 | 129,64 | 11 494 | 27 429 | 138,64 |
| ALBANIA | 20 000 | 0 | -100,00 | 44 800 | 0 | -100,00 |
| ARMENIA | 23 | 0 | -100,00 | 1 005 | 0 | -100,00 |
| AZERBAIJAN | 90 | 0 | -100,00 | 1 945 | 0 | -100,00 |
| BELARUS | 6 016 | 0 | -100,00 | 80 928 | 0 | -100,00 |
| KAZAKHSTAN | 381 | 415 | 8,92 | 3 144 | 2 956 | -5,98 |
| UKRAINE | 26 157 | 23 890 | -8,67 | 160 128 | 41 598 | -74,02 |

TABEL 5. PERKEMBANGAN EKSPOR INDONESIA MENURUT KOMODITI DAN NEGARA TUJUAN

| JENIS BARANG | BERAT BERSIH (KG) | | PERUB | NILAI FOB (US \$) | | PERUB |
|------------------------|--------------------|-------------------|---------------|-------------------|-------------------|---------------|
| | JAN-SEP 2012 | JAN-SEP 2013 | % | JAN-SEP 2012 | JAN-SEP 2013 | % |
| (1) | (2) | (3) | (4) | (5) | (6) | (7) |
| LITHUANIA | 29 843 | 389 | -98,70 | 222 304 | 5 643 | -97,46 |
| ESTONIA | 105 | 50 | -52,38 | 2 300 | 309 | -86,57 |
| GEORGIA | 0 | 92 | - | 0 | 1 031 | - |
| CROATIA | 651 | 249 | -61,75 | 5 028 | 1 345 | -73,25 |
| MALTA | 181 | 26 824 | 14 719,89 | 4 677 | 113 433 | 2 325,34 |
| SLOVENIA | 100 | 135 | 35,00 | 248 | 1 004 | 304,84 |
| CZECH REPUBLIC | 6 308 | 8 697 | 37,87 | 70 651 | 61 647 | -12,74 |
| REP. OF MACEDONIA | 83 | 43 | -48,19 | 406 | 98 | -75,86 |
| RUSSIA FEDERATION | 620 788 | 501 336 | -19,24 | 2 321 293 | 1 515 031 | -34,73 |
| -BIJI BUNGA | 74 723 | 17 658 | -76,37 | 3 231 506 | 2 889 818 | -10,57 |
| JAPAN | 9 000 | 450 | -95,00 | 7 200 | 1 084 | -84,94 |
| SINGAPORE | 154 | 208 | 35,06 | 334 918 | 328 121 | -2,03 |
| MALAYSIA | 4 240 | 1 000 | -76,42 | 3 124 | 492 | -84,25 |
| VIET NAM | 0 | 8 680 | - | 0 | 6 944 | - |
| INDIA | 381 | 500 | 31,23 | 50 009 | 65 590 | 31,16 |
| GABON | 60 100 | 0 | -100,00 | 827 140 | 0 | -100,00 |
| UNITED STATES | 16 | 0 | -100,00 | 31 146 | 0 | -100,00 |
| UNITED KINGDOM | 77 | 60 | -22,08 | 408 215 | 312 177 | -23,53 |
| NETHERLANDS | 702 | 6 730 | 858,69 | 1 542 970 | 2 140 352 | 38,72 |
| FRANCE | 51 | 30 | -41,18 | 23 415 | 35 058 | 49,72 |
| DENMARK | 2 | 0 | -100,00 | 3 369 | 0 | -100,00 |
| -BIJI KAPAS | 619 759 | 1 031 160 | 66,38 | 180 642 | 282 775 | 56,54 |
| JAPAN | 320 000 | 460 000 | 43,75 | 66 580 | 100 780 | 51,37 |
| TAIWAN | 293 760 | 564 160 | 92,05 | 90 966 | 155 745 | 71,21 |
| NETHERLANDS | 5 999 | 7 000 | 16,69 | 23 096 | 26 250 | 13,66 |
| -BIJI LAINNYA | 139 587 557 | 99 009 511 | -29,07 | 22 382 393 | 20 828 809 | -6,94 |
| JAPAN | 7 382 481 | 13 170 034 | 78,40 | 744 682 | 1 467 444 | 97,06 |
| HONG KONG | 86 582 | 110 527 | 27,66 | 320 274 | 343 498 | 7,25 |
| KOREA, REPUBLIC OF | 957 442 | 8 010 | -99,16 | 911 028 | 528 616 | -41,98 |
| TAIWAN | 4 754 062 | 93 765 | -98,03 | 341 273 | 155 686 | -54,38 |
| CHINA | 937 256 | 7 935 518 | 746,68 | 1 708 870 | 2 852 900 | 66,95 |
| THAILAND | 34 759 968 | 19 125 530 | -44,98 | 3 847 779 | 2 976 580 | -22,64 |
| SINGAPORE | 399 028 | 149 948 | -62,42 | 920 981 | 338 432 | -63,25 |
| PHILIPPINES | 53 337 | 173 119 | 224,58 | 112 611 | 186 610 | 65,71 |
| MALAYSIA | 4 680 074 | 3 446 974 | -26,35 | 1 907 837 | 3 065 398 | 60,67 |
| BRUNEI DARUSSALAM | 179 | 289 | 61,45 | 10 612 | 10 728 | 1,09 |
| LAO PEOPLE'S DEM. REP. | 100 | 0 | -100,00 | 150 | 0 | -100,00 |
| VIET NAM | 182 609 | 31 950 | -82,50 | 577 781 | 266 022 | -53,96 |
| MALDIVES | 10 000 | 0 | -100,00 | 31 008 | 0 | -100,00 |
| INDIA | 627 032 | 389 980 | -37,81 | 1 023 289 | 874 708 | -14,52 |
| PAKISTAN | 1 856 | 1 160 | -37,50 | 2 641 | 1 270 | -51,91 |
| SRI LANKA | 50 000 | 30 000 | -40,00 | 169 128 | 103 200 | -38,98 |
| SAUDI ARABIA | 34 010 | 34 000 | -0,03 | 124 096 | 117 300 | -5,48 |
| JORDAN | 222 | 162 | -27,03 | 5 400 | 3 490 | -35,37 |
| UNITED ARAB EMIRATES | 0 | 1 096 | - | 0 | 7 312 | - |
| QATAR | 0 | 938 | - | 0 | 3 007 | - |
| GHANA | 0 | 1 554 | - | 0 | 599 400 | - |
| LIBERIA | 51 194 | 2 100 | -95,90 | 1 798 380 | 596 250 | -66,85 |
| CAMEROON | 2 799 | 1 027 | -63,31 | 841 465 | 366 326 | -56,47 |
| NIGERIA | 4 449 | 5 565 | 25,08 | 857 786 | 1 053 600 | 22,83 |
| SIERRA LEONE | 2 200 | 2 436 | 10,73 | 811 200 | 911 100 | 12,32 |
| GABON | 730 | 0 | -100,00 | 185 917 | 0 | -100,00 |
| COTE D'IVOIRE | 210 | 0 | -100,00 | 78 000 | 0 | -100,00 |
| SOUTH AFRICA | 0 | 4 | - | 0 | 21 | - |
| MAURITIUS | 1 200 | 0 | -100,00 | 4 000 | 0 | -100,00 |
| AUSTRALIA | 27 120 | 29 900 | 10,25 | 100 330 | 120 554 | 20,16 |
| NEW ZEALAND | 0 | 100 | - | 0 | 300 | - |
| NEW CALEDONIA | 46 | 0 | -100,00 | 16 | 0 | -100,00 |
| EAST TIMOR | 546 065 | 343 771 | -37,05 | 203 900 | 106 627 | -47,71 |
| UNITED STATES | 18 735 | 19 930 | 6,38 | 2 810 | 2 998 | 6,69 |
| CANADA | 6 224 | 2 203 | -64,60 | 16 321 | 7 833 | -52,01 |
| UNITED KINGDOM | 200 | 0 | -100,00 | 27 500 | 0 | -100,00 |
| NETHERLANDS | 6 054 | 4 349 | -28,16 | 35 203 | 19 008 | -46,00 |
| GERMANY, FED. REP. OF | 3 203 | 1 000 | -68,78 | 1 653 | 825 | -50,09 |
| AUSTRIA | 855 | 0 | -100,00 | 833 | 0 | -100,00 |
| ITALY | 58 000 000 | 41 170 131 | -29,02 | 3 019 447 | 2 867 602 | -5,03 |
| SPAIN | 35 | 1 000 | 2 757,14 | 192 | 4 770 | 2 384,38 |
| POLAND | 26 000 000 | 12 721 441 | -51,07 | 1 638 000 | 869 394 | -46,92 |
| BULU BEBEK | 492 633 | 651 283 | 32,20 | 607 439 | 936 358 | 54,15 |
| KOREA, REPUBLIC OF | 0 | 436 | - | 0 | 46 800 | - |
| TAIWAN | 162 248 | 348 304 | 114,67 | 225 724 | 452 960 | 100,67 |
| CHINA | 1 209 | 264 | -78,16 | 22 487 | 49 792 | 121,43 |
| VIET NAM | 329 176 | 302 278 | -8,17 | 359 228 | 386 657 | 7,64 |

TABEL 5. PERKEMBANGAN EKSPOR INDONESIA MENURUT KOMODITI DAN NEGARA TUJUAN

| JENIS BARANG | BERAT BERSIH (KG) | | PERUB % | NILAI FOB (US \$) | | PERUB % |
|------------------------------|-------------------|-------------------|--------------|-------------------|-------------------|--------------|
| | JAN-SEP 2012 | JAN-SEP 2013 | | JAN-SEP 2012 | JAN-SEP 2013 | |
| (1) | (2) | (3) | (4) | (5) | (6) | (7) |
| FRANCE | 0 | 1 | - | 0 | 149 | - |
| DAMAR DAN GETAH DAMAR | 45 955 991 | 57 209 495 | 24,49 | 62 515 009 | 73 045 246 | 16,84 |
| JAPAN | 806 401 | 1 209 603 | 50,00 | 1 082 306 | 1 523 043 | 40,72 |
| KOREA, REPUBLIC OF | 2 348 200 | 1 824 000 | -22,32 | 3 173 591 | 2 366 208 | -25,44 |
| TAIWAN | 4 949 120 | 3 494 400 | -29,39 | 6 763 938 | 4 537 544 | -32,92 |
| CHINA | 4 507 938 | 16 313 200 | 261,88 | 5 989 181 | 20 719 799 | 245,95 |
| PAPUA NEW GUINEA | 0 | 1 | - | 0 | 20 | - |
| THAILAND | 96 000 | 57 606 | -39,99 | 131 328 | 75 270 | -42,69 |
| SINGAPORE | 19 200 | 0 | -100,00 | 32 256 | 0 | -100,00 |
| PHILIPPINES | 307 200 | 480 000 | 56,25 | 434 976 | 619 872 | 42,51 |
| MALAYSIA | 223 920 | 102 720 | -54,13 | 392 034 | 131 167 | -66,54 |
| VIET NAM | 140 400 | 249 840 | 77,95 | 189 048 | 332 089 | 75,66 |
| INDIA | 13 952 893 | 12 328 800 | -11,64 | 18 918 542 | 15 687 052 | -17,08 |
| PAKISTAN | 2 227 200 | 1 829 480 | -17,86 | 3 021 216 | 2 322 095 | -23,14 |
| BANGLADESH | 719 213 | 200 240 | -72,16 | 1 007 580 | 273 000 | -72,91 |
| SRI LANKA | 19 200 | 19 200 | 0,00 | 27 264 | 24 768 | -9,15 |
| SAUDI ARABIA | 5 000 | 0 | -100,00 | 7 750 | 0 | -100,00 |
| TURKEY | 2 842 400 | 3 072 000 | 8,08 | 3 884 864 | 4 005 075 | 3,09 |
| UNITED ARAB EMIRATES | 134 400 | 151 200 | 12,50 | 185 388 | 195 396 | 5,40 |
| EGYPT | 76 800 | 230 400 | 200,00 | 100 608 | 303 648 | 201,81 |
| MOROCCO | 19 200 | 38 400 | 100,00 | 25 536 | 49 824 | 95,11 |
| ALGERIA | 38 400 | 0 | -100,00 | 52 992 | 0 | -100,00 |
| NIGERIA | 18 000 | 0 | -100,00 | 22 400 | 0 | -100,00 |
| SOUTH AFRICA | 0 | 19 200 | - | 0 | 24 768 | - |
| AUSTRALIA | 0 | 230 400 | - | 0 | 301 824 | - |
| NEW ZEALAND | 57 600 | 96 000 | 66,67 | 79 008 | 123 744 | 56,62 |
| EAST TIMOR | 50 | 0 | -100,00 | 19 | 0 | -100,00 |
| UNITED STATES | 90 400 | 18 000 | -80,09 | 139 324 | 23 580 | -83,08 |
| CHILE | 0 | 76 800 | - | 0 | 100 608 | - |
| VENEZUELA | 76 800 | 57 600 | -25,00 | 102 624 | 72 960 | -28,91 |
| COLOMBIA | 57 600 | 19 200 | -66,67 | 80 256 | 24 768 | -69,14 |
| ECUADOR | 19 200 | 38 400 | 100,00 | 28 032 | 47 424 | 69,18 |
| PERU | 0 | 19 200 | - | 0 | 29 491 | - |
| NETHERLANDS | 3 609 600 | 2 649 600 | -26,60 | 4 793 568 | 3 377 664 | -29,54 |
| FRANCE | 1 593 600 | 710 400 | -55,42 | 2 165 760 | 911 616 | -57,91 |
| GERMANY, FED. REP. OF | 1 796 800 | 1 420 800 | -20,93 | 2 602 264 | 1 780 608 | -31,57 |
| AUSTRIA | 56 | 0 | -100,00 | 684 | 0 | -100,00 |
| BELGIUM | 2 476 800 | 2 496 005 | 0,78 | 3 391 584 | 3 155 329 | -6,97 |
| SWITZERLAND | 0 | 499 200 | - | 0 | 589 056 | - |
| FINLAND | 19 200 | 230 400 | 1 100,00 | 27 360 | 299 520 | 994,74 |
| ITALY | 691 200 | 192 000 | -72,22 | 942 048 | 226 560 | -75,95 |
| SPAIN | 883 200 | 652 800 | -26,09 | 1 183 296 | 828 480 | -29,99 |
| PORTUGAL | 480 000 | 3 955 200 | 724,00 | 648 480 | 5 078 016 | 683,06 |
| GREECE | 0 | 1 401 600 | - | 0 | 1 830 816 | - |
| POLAND | 595 200 | 748 800 | 25,81 | 812 640 | 951 168 | 17,05 |
| ROMANIA | 57 600 | 19 200 | -66,67 | 75 264 | 24 960 | -66,84 |
| UKRAINE | 0 | 19 200 | - | 0 | 24 960 | - |
| CROATIA | 0 | 19 200 | - | 0 | 26 496 | - |
| SLOVENIA | 0 | 19 200 | - | 0 | 24 960 | - |
| KOPAL DAN LAIN-LAIN | 22 575 016 | 24 224 881 | 7,31 | 23 612 271 | 26 663 105 | 12,92 |
| JAPAN | 143 226 | 127 500 | -10,98 | 391 844 | 417 205 | 6,47 |
| HONG KONG | 46 795 | 25 039 | -46,49 | 96 142 | 119 377 | 24,17 |
| KOREA, REPUBLIC OF | 100 000 | 92 600 | -7,40 | 292 937 | 311 184 | 6,23 |
| TAIWAN | 257 050 | 261 728 | 1,82 | 504 166 | 621 583 | 23,29 |
| CHINA | 1 115 835 | 1 355 204 | 21,45 | 1 817 141 | 2 012 516 | 10,75 |
| PAPUA NEW GUINEA | 15 000 | 0 | -100,00 | 7 875 | 0 | -100,00 |
| THAILAND | 384 735 | 173 605 | -54,88 | 594 012 | 449 010 | -24,41 |
| SINGAPORE | 1 523 325 | 1 678 175 | 10,17 | 3 668 869 | 3 689 608 | 0,57 |
| PHILIPPINES | 79 000 | 294 490 | 272,77 | 182 050 | 354 429 | 94,69 |
| MALAYSIA | 912 207 | 590 538 | -35,26 | 808 416 | 627 047 | -22,44 |
| VIET NAM | 688 826 | 2 323 387 | 237,30 | 951 279 | 2 442 525 | 156,76 |
| INDIA | 10 305 693 | 10 941 206 | 6,17 | 6 406 542 | 7 194 126 | 12,29 |
| PAKISTAN | 855 434 | 998 094 | 16,68 | 777 679 | 1 020 057 | 31,17 |
| BANGLADESH | 2 779 319 | 2 078 000 | -25,23 | 1 393 650 | 1 021 096 | -26,73 |
| SRI LANKA | 766 050 | 778 780 | 1,66 | 311 735 | 466 654 | 49,70 |
| IRAQ | 15 000 | 21 990 | 46,60 | 7 500 | 18 673 | 148,97 |
| SAUDI ARABIA | 591 895 | 630 750 | 6,56 | 341 815 | 610 498 | 78,60 |
| KUWAIT | 0 | 50 | - | 0 | 250 | - |
| JORDAN | 37 900 | 6 200 | -83,64 | 41 906 | 21 660 | -48,31 |
| LEBANON | 1 500 | 0 | -100,00 | 3 093 | 0 | -100,00 |
| YEMEN | 15 000 | 49 753 | 231,69 | 40 950 | 59 918 | 46,32 |
| SYRIA ARAB REPUBLIC | 10 000 | 0 | -100,00 | 9 000 | 0 | -100,00 |
| UNITED ARAB EMIRATES | 438 480 | 602 258 | 37,35 | 478 546 | 382 966 | -19,97 |
| QATAR | 0 | 500 | - | 0 | 2 015 | - |
| BAHRAIN | 1 000 | 0 | -100,00 | 2 701 | 0 | -100,00 |

TABEL 5. PERKEMBANGAN EKSPOR INDONESIA MENURUT KOMODITI DAN NEGARA TUJUAN

| JENIS BARANG | BERAT BERSIH (KG) | | PERUB | NILAI FOB (US \$) | | PERUB |
|-----------------------|--------------------|--------------------|---------------|--------------------|--------------------|---------------|
| | JAN-SEP 2012 | JAN-SEP 2013 | % | JAN-SEP 2012 | JAN-SEP 2013 | % |
| (1) | (2) | (3) | (4) | (5) | (6) | (7) |
| EGYPT | 301 000 | 169 300 | -43,75 | 870 533 | 500 736 | -42,48 |
| MOROCCO | 18 000 | 5 000 | -72,22 | 7 900 | 16 985 | 115,00 |
| TUNISIA | 141 120 | 113 432 | -19,62 | 219 139 | 126 933 | -42,08 |
| SUDAN | 77 300 | 18 010 | -76,70 | 59 182 | 9 255 | -84,36 |
| ETHIOPIA | 40 000 | 0 | -100,00 | 53 000 | 0 | -100,00 |
| KENYA | 10 000 | 0 | -100,00 | 20 450 | 0 | -100,00 |
| BENIN | 23 436 | 16 000 | -31,73 | 17 331 | 9 040 | -47,84 |
| DJIBOUTI | 0 | 74 000 | - | 0 | 92 328 | - |
| SOUTH AFRICA | 6 225 | 29 500 | 373,90 | 9 421 | 38 049 | 303,87 |
| AUSTRALIA | 4 922 | 0 | -100,00 | 22 892 | 0 | -100,00 |
| NEW ZEALAND | 700 | 350 | -50,00 | 5 805 | 2 868 | -50,59 |
| UNITED STATES | 50 623 | 60 498 | 19,51 | 167 123 | 184 123 | 10,17 |
| CANADA | 0 | 1 100 | - | 0 | 1 912 | - |
| SURINAME | 0 | 2 500 | - | 0 | 16 300 | - |
| BRAZIL | 1 000 | 1 000 | 0,00 | 8 500 | 8 600 | 1,18 |
| ECUADOR | 1 018 | 0 | -100,00 | 26 486 | 0 | -100,00 |
| TRINIDAD AND TOBAGO | 4 000 | 10 000 | 150,00 | 32 001 | 73 366 | 129,26 |
| FRENCH POLYNESIA | 75 | 0 | -100,00 | 203 | 0 | -100,00 |
| MARTINIQUE | 0 | 75 | - | 0 | 23 | - |
| UNITED KINGDOM | 44 070 | 39 060 | -11,37 | 374 482 | 564 527 | 50,75 |
| NETHERLANDS | 15 033 | 15 010 | -0,15 | 31 201 | 40 890 | 31,05 |
| FRANCE | 16 056 | 159 100 | 890,91 | 101 854 | 599 022 | 488,12 |
| GERMANY, FED. REP. OF | 516 980 | 281 199 | -45,61 | 1 045 860 | 1 191 710 | 13,95 |
| BELGIUM | 6 023 | 0 | -100,00 | 47 990 | 0 | -100,00 |
| SWITZERLAND | 5 | 0 | -100,00 | 15 | 0 | -100,00 |
| ITALY | 212 775 | 199 900 | -6,05 | 1 350 168 | 1 344 041 | -0,45 |
| SPAIN | 1 327 | 0 | -100,00 | 9 131 | 0 | -100,00 |
| CROATIA | 58 | 0 | -100,00 | 1 756 | 0 | -100,00 |
| SAYUR-SAYURAN | 110 992 032 | 73 969 280 | -33,36 | 58 622 821 | 45 524 167 | -22,34 |
| JAPAN | 6 536 522 | 5 995 574 | -8,28 | 11 075 646 | 10 473 862 | -5,43 |
| HONG KONG | 32 254 | 19 160 | -40,60 | 110 619 | 32 207 | -70,88 |
| KOREA, REPUBLIC OF | 198 078 | 352 214 | 77,82 | 129 057 | 142 392 | 10,33 |
| TAIWAN | 34 310 583 | 25 744 929 | -24,97 | 10 440 508 | 9 340 226 | -10,54 |
| CHINA | 449 486 | 257 135 | -42,79 | 141 917 | 170 781 | 20,34 |
| PAPUA NEW GUINEA | 64 | 1 500 | 2 243,75 | 1 687 | 3 090 | 83,17 |
| THAILAND | 8 353 539 | 1 899 847 | -77,26 | 4 784 128 | 2 566 306 | -46,36 |
| SINGAPORE | 19 228 747 | 17 067 793 | -11,24 | 11 361 804 | 10 589 975 | -6,79 |
| PHILIPPINES | 9 187 503 | 4 921 041 | -46,44 | 6 359 211 | 4 125 529 | -35,13 |
| MALAYSIA | 19 843 676 | 15 111 880 | -23,85 | 5 023 899 | 3 863 361 | -23,10 |
| BRUNEI DARUSSALAM | 72 733 | 36 775 | -49,44 | 91 756 | 57 681 | -37,14 |
| VIET NAM | 3 577 725 | 258 993 | -92,76 | 1 704 397 | 253 214 | -85,14 |
| INDIA | 6 585 903 | 127 600 | -98,06 | 4 466 527 | 398 727 | -91,07 |
| PAKISTAN | 369 120 | 0 | -100,00 | 176 930 | 0 | -100,00 |
| SAUDI ARABIA | 190 287 | 158 250 | -16,84 | 151 483 | 125 683 | -17,03 |
| KUWAIT | 790 | 9 533 | 1 106,71 | 1 852 | 31 229 | 1 586,23 |
| OMAN | 209 | 64 | -69,38 | 851 | 778 | -8,58 |
| UNITED ARAB EMIRATES | 287 268 | 195 642 | -31,90 | 251 814 | 293 311 | 16,48 |
| QATAR | 1 945 | 4 145 | 113,11 | 2 754 | 6 419 | 133,08 |
| BAHRAIN | 190 | 683 | 259,47 | 487 | 2 602 | 434,29 |
| DJIBOUTI | 0 | 205 175 | - | 0 | 174 872 | - |
| AUSTRALIA | 74 921 | 92 273 | 23,16 | 273 870 | 411 319 | 50,19 |
| NEW ZEALAND | 12 180 | 11 930 | -2,05 | 122 591 | 121 415 | -0,96 |
| EAST TIMOR | 265 277 | 119 822 | -54,83 | 97 233 | 135 948 | 39,82 |
| UNITED STATES | 390 014 | 482 292 | 23,66 | 716 120 | 961 374 | 34,25 |
| CANADA | 83 536 | 83 536 | 0,00 | 143 264 | 145 770 | 1,75 |
| MEXICO | 0 | 12 000 | - | 0 | 16 456 | - |
| NETHERLANDS | 561 044 | 283 107 | -49,54 | 606 206 | 484 234 | -20,12 |
| GERMANY, FED. REP. OF | 258 500 | 70 087 | -72,89 | 258 500 | 75 022 | -70,98 |
| AUSTRIA | 18 | 0 | -100,00 | 80 | 0 | -100,00 |
| BELGIUM | 0 | 4 800 | - | 0 | 7 388 | - |
| RUSSIA FEDERATION | 119 920 | 441 500 | 268,16 | 127 630 | 512 996 | 301,94 |
| BUAH-BUAHAN | 187 604 288 | 178 260 034 | -4,98 | 140 017 002 | 135 112 481 | -3,50 |
| JAPAN | 4 332 | 93 493 | 2 058,19 | 15 136 | 127 000 | 739,06 |
| HONG KONG | 9 745 701 | 1 250 576 | -87,17 | 7 308 797 | 1 161 055 | -84,11 |
| KOREA, REPUBLIC OF | 32 790 | 33 645 | 2,61 | 27 765 | 74 294 | 167,58 |
| TAIWAN | 246 587 | 4 185 | -98,30 | 193 463 | 4 759 | -97,54 |
| CHINA | 9 049 945 | 2 504 265 | -72,33 | 9 244 253 | 2 133 252 | -76,92 |
| PAPUA NEW GUINEA | 0 | 13 | - | 0 | 8 | - |
| THAILAND | 77 000 | 375 432 | 387,57 | 49 410 | 275 444 | 457,47 |
| SINGAPORE | 25 805 699 | 18 841 192 | -26,99 | 19 856 052 | 14 748 318 | -25,72 |
| PHILIPPINES | 1 500 | 1 372 437 | 91 395,80 | 3 975 | 953 306 | 23 882,54 |
| MALAYSIA | 4 501 988 | 7 543 810 | 67,57 | 1 731 445 | 3 934 171 | 127,22 |
| BRUNEI DARUSSALAM | 36 783 | 28 338 | -22,96 | 177 553 | 141 161 | -20,50 |
| NEPAL | 3 177 904 | 5 906 840 | 85,87 | 2 083 513 | 4 626 303 | 122,04 |
| VIET NAM | 1 491 642 | 2 099 719 | 40,77 | 988 181 | 1 648 429 | 66,81 |

TABEL 5. PERKEMBANGAN EKSPOR INDONESIA MENURUT KOMODITI DAN NEGARA TUJUAN

| JENIS BARANG | BERAT BERSIH (KG) | | PERUB | NILAI FOB (US \$) | | PERUB |
|-----------------------------------|-------------------|------------------|-------------|-------------------|------------------|--------------|
| | JAN-SEP 2012 | JAN-SEP 2013 | % | JAN-SEP 2012 | JAN-SEP 2013 | % |
| (1) | (2) | (3) | (4) | (5) | (6) | (7) |
| MALDIVES | 56 508 | 45 810 | -18,93 | 51 503 | 27 656 | -46,30 |
| INDIA | 16 125 564 | 25 839 497 | 60,24 | 12 442 337 | 20 046 437 | 61,11 |
| PAKISTAN | 63 940 720 | 68 709 565 | 7,46 | 49 805 221 | 52 355 198 | 5,12 |
| BANGLADESH | 50 967 501 | 37 282 895 | -26,85 | 33 395 796 | 27 043 707 | -19,02 |
| SRI LANKA | 72 060 | 4 312 895 | 5 885,14 | 68 376 | 3 583 009 | 5 140,16 |
| SAUDI ARABIA | 452 710 | 307 481 | -32,08 | 449 767 | 442 170 | -1,69 |
| KUWAIT | 17 747 | 245 562 | 1 283,68 | 35 814 | 207 359 | 478,99 |
| JORDAN | 16 | 690 | 4 212,50 | 34 | 2 180 | 6 311,76 |
| YEMEN | 18 020 | 0 | -100,00 | 9 368 | 0 | -100,00 |
| OMAN | 6 940 | 21 088 | 203,86 | 9 504 | 47 067 | 395,23 |
| TURKEY | 0 | 78 000 | - | 0 | 58 680 | - |
| UNITED ARAB EMIRATES | 1 253 284 | 1 128 469 | -9,96 | 1 241 675 | 1 093 469 | -11,94 |
| QATAR | 27 903 | 46 665 | 67,24 | 32 323 | 71 951 | 122,60 |
| BAHRAIN | 8 321 | 16 429 | 97,44 | 14 580 | 35 931 | 146,44 |
| EGYPT | 465 | 0 | -100,00 | 1 680 | 0 | -100,00 |
| TOGO | 0 | 20 | - | 0 | 20 | - |
| COTE D'IVOIRE | 0 | 20 | - | 0 | 90 | - |
| MAURITIUS | 0 | 1 000 | - | 0 | 1 252 | - |
| AUSTRALIA | 22 754 | 4 443 | -80,47 | 92 869 | 20 954 | -77,44 |
| NEW ZEALAND | 30 | 0 | -100,00 | 322 | 0 | -100,00 |
| EAST TIMOR | 3 825 | 2 538 | -33,65 | 6 967 | 783 | -88,76 |
| UNITED STATES | 342 | 25 000 | 7 209,94 | 1 980 | 36 420 | 1 739,39 |
| CANADA | 5 426 | 184 | -96,61 | 6 499 | 30 279 | 365,90 |
| SURINAME | 0 | 34 010 | - | 0 | 28 445 | - |
| ARGENTINA | 26 000 | 0 | -100,00 | 37 050 | 0 | -100,00 |
| URUGUAY | 91 000 | 0 | -100,00 | 165 750 | 0 | -100,00 |
| PUERTO RICO | 0 | 17 600 | - | 0 | 30 800 | - |
| NETHERLANDS | 46 604 | 32 529 | -30,20 | 55 306 | 44 089 | -20,28 |
| FRANCE | 59 486 | 33 694 | -43,36 | 71 523 | 49 832 | -30,33 |
| GERMANY, FED. REP. OF | 1 000 | 0 | -100,00 | 1 488 | 0 | -100,00 |
| SWITZERLAND | 33 | 5 | -84,85 | 33 | 94 | 184,85 |
| DENMARK | 980 | 3 500 | 257,14 | 980 | 5 400 | 451,02 |
| ITALY | 0 | 500 | - | 0 | 750 | - |
| SPAIN | 182 000 | 0 | -100,00 | 291 590 | 0 | -100,00 |
| PORTUGAL | 26 000 | 0 | -100,00 | 34 450 | 0 | -100,00 |
| BULGARIA | 0 | 6 000 | - | 0 | 10 458 | - |
| AZERBAIJAN | 228 | 0 | -100,00 | 735 | 0 | -100,00 |
| RUSSIA FEDERATION | 18 950 | 10 000 | -47,23 | 11 939 | 10 501 | -12,04 |
| KULIT KERANG DAN LAIN-LAIN | 9 211 936 | 9 621 638 | 4,45 | 6 405 863 | 7 240 362 | 13,03 |
| JAPAN | 1 117 067 | 1 302 815 | 16,63 | 584 589 | 781 650 | 33,71 |
| HONG KONG | 9 453 | 9 985 | 5,63 | 25 338 | 35 317 | 39,38 |
| KOREA, REPUBLIC OF | 15 144 | 35 043 | 131,40 | 25 734 | 77 752 | 202,14 |
| TAIWAN | 1 616 | 18 200 | 1 026,24 | 4 681 | 21 288 | 354,77 |
| CHINA | 7 001 696 | 7 082 157 | 1,15 | 3 089 592 | 3 220 239 | 4,23 |
| THAILAND | 11 630 | 221 | -98,10 | 58 252 | 4 500 | -92,27 |
| SINGAPORE | 4 955 | 6 095 | 23,01 | 22 159 | 28 298 | 27,70 |
| PHILIPPINES | 0 | 5 000 | - | 0 | 19 500 | - |
| MALAYSIA | 5 445 | 5 013 | -7,93 | 24 212 | 12 866 | -46,86 |
| VIET NAM | 77 901 | 126 816 | 62,79 | 75 444 | 155 939 | 106,70 |
| INDIA | 81 125 | 83 481 | 2,90 | 51 693 | 47 191 | -8,71 |
| PAKISTAN | 50 | 131 | 162,00 | 15 | 486 | 3 140,00 |
| IRAQ | 135 | 160 | 18,52 | 406 | 1 268 | 212,32 |
| IRAN (ISLAMIC REPUBLIC OF) | 7 160 | 794 | -88,91 | 20 026 | 5 844 | -70,82 |
| SAUDI ARABIA | 0 | 282 | - | 0 | 1 343 | - |
| ISRAEL | 6 087 | 4 621 | -24,08 | 8 370 | 17 006 | 103,18 |
| KUWAIT | 1 812 | 945 | -47,85 | 4 747 | 2 932 | -38,23 |
| JORDAN | 1 623 | 408 | -74,86 | 2 717 | 2 023 | -25,54 |
| LEBANON | 1 002 | 971 | -3,09 | 2 162 | 4 435 | 105,13 |
| TURKEY | 4 185 | 6 414 | 53,26 | 16 866 | 32 482 | 92,59 |
| UNITED ARAB EMIRATES | 8 860 | 25 367 | 186,31 | 12 653 | 26 082 | 106,13 |
| QATAR | 0 | 87 | - | 0 | 657 | - |
| CYPRUS | 328 | 140 | -57,32 | 4 329 | 1 940 | -55,19 |
| SEYCHELLES | 0 | 2 500 | - | 0 | 15 003 | - |
| SOUTH AFRICA | 11 516 | 15 796 | 37,17 | 35 927 | 57 092 | 58,91 |
| AUSTRALIA | 0 | 150 | - | 0 | 338 | - |
| NEW ZEALAND | 363 | 537 | 47,93 | 1 644 | 2 963 | 80,23 |
| COOK ISLANDS | 0 | 590 | - | 0 | 7 343 | - |
| UNITED STATES | 422 173 | 369 045 | -12,58 | 1 498 826 | 1 542 012 | 2,88 |
| CANADA | 26 184 | 29 300 | 11,90 | 81 036 | 94 547 | 16,67 |
| MEXICO | 4 839 | 5 337 | 10,29 | 25 868 | 24 147 | -6,65 |
| SURINAME | 113 | 25 | -77,88 | 183 | 232 | 26,78 |
| VENEZUELA | 0 | 263 | - | 0 | 1 120 | - |
| ARGENTINA | 0 | 115 | - | 0 | 660 | - |
| BRAZIL | 3 808 | 6 110 | 60,45 | 18 167 | 34 227 | 88,40 |
| PERU | 215 | 185 | -13,95 | 648 | 1 025 | 58,18 |
| DOMINICAN REPUBLIC | 393 | 0 | -100,00 | 941 | 0 | -100,00 |

TABEL 5. PERKEMBANGAN EKSPOR INDONESIA MENURUT KOMODITI DAN NEGARA TUJUAN

| JENIS BARANG | BERAT BERSIH (KG) | | PERUB | NILAI FOB (US \$) | | PERUB |
|------------------------|--------------------|--------------------|--------------|-------------------|--------------------|--------------|
| | JAN-SEP 2012 | JAN-SEP 2013 | % | JAN-SEP 2012 | JAN-SEP 2013 | % |
| (1) | (2) | (3) | (4) | (5) | (6) | (7) |
| UNITED KINGDOM | 98 958 | 114 972 | 16,18 | 168 168 | 262 165 | 55,89 |
| NETHERLANDS | 34 021 | 27 340 | -19,64 | 85 527 | 100 954 | 18,04 |
| FRANCE | 54 596 | 57 565 | 5,44 | 88 659 | 153 915 | 73,60 |
| GERMANY, FED. REP. OF | 73 986 | 85 822 | 16,00 | 160 581 | 204 337 | 27,25 |
| AUSTRIA | 6 605 | 7 860 | 19,00 | 8 678 | 18 165 | 109,32 |
| BELGIUM | 408 | 2 336 | 472,55 | 2 567 | 6 050 | 135,68 |
| SWITZERLAND | 2 045 | 3 061 | 49,68 | 3 983 | 13 814 | 246,82 |
| DENMARK | 902 | 1 831 | 102,99 | 2 588 | 6 013 | 132,34 |
| NORWAY | 1 637 | 1 487 | -9,16 | 8 562 | 11 226 | 31,11 |
| SWEDEN | 1 795 | 1 774 | -1,17 | 1 779 | 2 078 | 16,81 |
| FINLAND | 297 | 267 | -10,10 | 767 | 671 | -12,52 |
| IRELAND | 1 759 | 1 313 | -25,36 | 5 886 | 5 175 | -12,08 |
| ITALY | 68 196 | 132 574 | 94,40 | 57 045 | 78 712 | 37,98 |
| SPAIN | 6 948 | 5 895 | -15,16 | 39 328 | 22 687 | -42,31 |
| PORTUGAL | 210 | 290 | 38,10 | 457 | 533 | 16,63 |
| GREECE | 1 690 | 489 | -71,07 | 5 661 | 1 906 | -66,33 |
| HUNGARY | 350 | 164 | -53,14 | 1 460 | 1 005 | -31,16 |
| POLAND | 6 926 | 10 657 | 53,87 | 22 789 | 23 465 | 2,97 |
| ROMANIA | 66 | 195 | 195,45 | 306 | 922 | 201,31 |
| BULGARIA | 179 | 247 | 37,99 | 651 | 1 344 | 106,45 |
| KAZAKHSTAN | 0 | 10 | - | 0 | 172 | - |
| TURKMENISTAN | 90 | 0 | -100,00 | 200 | 0 | -100,00 |
| UKRAINE | 1 700 | 1 921 | 13,00 | 3 249 | 7 123 | 119,24 |
| LITHUANIA | 50 | 44 | -12,00 | 182 | 389 | 113,74 |
| MALTA | 788 | 237 | -69,92 | 1 380 | 647 | -53,12 |
| SLOVENIA | 0 | 174 | - | 0 | 526 | - |
| CZECH REPUBLIC | 691 | 520 | -24,75 | 2 645 | 2 556 | -3,36 |
| REP. OF MACEDONIA | 87 | 107 | 22,99 | 269 | 321 | 19,33 |
| RUSSIA FEDERATION | 20 078 | 17 387 | -13,40 | 35 271 | 31 744 | -10,00 |
| TANAMAN OBAT | 8 492 128 | 9 483 530 | 11,67 | 12 919 569 | 17 011 997 | 31,68 |
| JAPAN | 1 076 478 | 641 501 | -40,41 | 701 701 | 866 450 | 23,48 |
| HONG KONG | 80 854 | 76 780 | -5,04 | 68 496 | 321 240 | 368,99 |
| KOREA, REPUBLIC OF | 62 656 | 55 468 | -11,47 | 156 457 | 108 242 | -30,82 |
| TAIWAN | 1 668 571 | 1 604 496 | -3,84 | 1 892 443 | 1 955 211 | 3,32 |
| CHINA | 2 082 901 | 3 693 151 | 77,31 | 1 473 899 | 4 001 087 | 171,46 |
| MACAU | 35 365 | 29 603 | -16,29 | 442 677 | 355 801 | -19,63 |
| PAPUA NEW GUINEA | 0 | 250 | - | 0 | 38 | - |
| THAILAND | 1 155 | 2 200 | 90,48 | 2 205 | 11 747 | 432,74 |
| SINGAPORE | 785 396 | 719 251 | -8,42 | 1 975 402 | 2 047 986 | 3,67 |
| MALAYSIA | 100 008 | 93 609 | -6,40 | 102 360 | 60 874 | -40,53 |
| BRUNEI DARUSSALAM | 0 | 27 | - | 0 | 46 | - |
| VIET NAM | 112 792 | 217 070 | 92,45 | 590 320 | 1 028 526 | 74,23 |
| INDIA | 427 820 | 427 560 | -0,06 | 874 871 | 1 214 527 | 38,82 |
| PAKISTAN | 43 227 | 0 | -100,00 | 18 377 | 0 | -100,00 |
| BANGLADESH | 15 040 | 21 210 | 41,02 | 18 132 | 46 704 | 157,58 |
| SAUDI ARABIA | 743 856 | 756 854 | 1,75 | 2 584 721 | 2 597 773 | 0,50 |
| KUWAIT | 5 513 | 7 378 | 33,83 | 161 472 | 70 248 | -56,50 |
| LEBANON | 1 280 | 1 848 | 44,38 | 1 610 | 2 690 | 67,08 |
| YEMEN | 80 | 13 315 | 16 543,75 | 800 | 23 765 | 2 870,63 |
| OMAN | 2 500 | 100 | -96,00 | 16 000 | 1 500 | -90,63 |
| TURKEY | 0 | 450 | - | 0 | 120 | - |
| UNITED ARAB EMIRATES | 383 713 | 489 199 | 27,49 | 544 683 | 1 015 340 | 86,41 |
| QATAR | 12 241 | 4 523 | -63,05 | 31 743 | 47 986 | 51,17 |
| BAHRAIN | 4 481 | 514 | -88,53 | 33 115 | 6 168 | -81,37 |
| EGYPT | 56 500 | 0 | -100,00 | 59 750 | 0 | -100,00 |
| LIBYAN ARAB JAMAHIRIYA | 177 493 | 148 500 | -16,33 | 165 470 | 166 200 | 0,44 |
| MOROCCO | 0 | 12 500 | - | 0 | 31 400 | - |
| TUNISIA | 55 000 | 19 000 | -65,45 | 24 650 | 17 100 | -30,63 |
| SUDAN | 258 210 | 240 308 | -6,93 | 164 073 | 218 118 | 32,94 |
| CAMEROON | 70 500 | 18 000 | -74,47 | 114 411 | 29 700 | -74,04 |
| NIGERIA | 72 400 | 37 000 | -48,90 | 62 722 | 50 709 | -19,15 |
| AUSTRALIA | 0 | 1 488 | - | 0 | 5 251 | - |
| EAST TIMOR | 115 | 0 | -100,00 | 25 | 0 | -100,00 |
| UNITED STATES | 2 076 | 22 423 | 980,11 | 21 488 | 37 822 | 76,01 |
| CANADA | 437 | 19 965 | 4 468,65 | 2 111 | 319 076 | 15 014,92 |
| UNITED KINGDOM | 7 000 | 0 | -100,00 | 24 500 | 0 | -100,00 |
| NETHERLANDS | 0 | 12 400 | - | 0 | 17 850 | - |
| FRANCE | 35 738 | 28 315 | -20,77 | 276 445 | 81 665 | -70,46 |
| GERMANY, FED. REP. OF | 10 113 | 26 563 | 162,66 | 32 940 | 75 319 | 128,66 |
| ROMANIA | 25 000 | 0 | -100,00 | 24 625 | 0 | -100,00 |
| UKRAINE | 38 000 | 0 | -100,00 | 102 060 | 0 | -100,00 |
| RUSSIA FEDERATION | 37 619 | 40 711 | 8,22 | 152 815 | 177 718 | 16,30 |
| -GANGGANG LAUT | 120 576 516 | 128 469 698 | 6,55 | 99 166 658 | 114 810 308 | 15,78 |
| JAPAN | 683 207 | 472 337 | -30,86 | 427 054 | 297 707 | -30,29 |
| HONG KONG | 2 413 480 | 3 149 979 | 30,52 | 1 014 191 | 2 116 784 | 108,72 |

TABEL 5. PERKEMBANGAN EKSPOR INDONESIA MENURUT KOMODITI DAN NEGARA TUJUAN

| JENIS BARANG | BERAT BERSIH (KG) | | PERUB | NILAI FOB (US \$) | | PERUB |
|----------------------------|-------------------|------------------|---------------|-------------------|------------------|--------------|
| | JAN-SEP 2012 | JAN-SEP 2013 | % | JAN-SEP 2012 | JAN-SEP 2013 | % |
| | (1) | (2) | (3) | (4) | (5) | (6) |
| KOREA, REPUBLIC OF | 4 310 621 | 1 709 326 | -60,35 | 4 179 188 | 1 571 496 | -62,40 |
| TAIWAN | 183 775 | 204 020 | 11,02 | 80 257 | 192 716 | 140,12 |
| CHINA | 85 344 309 | 104 926 943 | 22,95 | 64 976 682 | 88 715 091 | 36,53 |
| THAILAND | 54 000 | 56 650 | 4,91 | 47 600 | 49 578 | 4,16 |
| SINGAPORE | 13 | 24 741 | 190 215,38 | 22 | 6 685 | 30 286,36 |
| PHILIPPINES | 9 074 630 | 5 923 397 | -34,73 | 10 124 158 | 7 756 191 | -23,39 |
| MALAYSIA | 461 728 | 290 953 | -36,99 | 479 598 | 362 824 | -24,35 |
| VIET NAM | 5 030 700 | 1 378 824 | -72,59 | 4 241 708 | 967 060 | -77,20 |
| TUNISIA | 665 000 | 86 247 | -87,03 | 585 125 | 56 414 | -90,36 |
| AUSTRALIA | 333 416 | 334 438 | 0,31 | 533 903 | 415 952 | -22,09 |
| UNITED STATES | 2 503 425 | 1 274 110 | -49,11 | 1 682 830 | 1 086 075 | -35,46 |
| CANADA | 96 000 | 120 000 | 25,00 | 66 000 | 60 000 | -9,09 |
| CHILE | 5 490 580 | 4 894 063 | -10,86 | 5 024 365 | 5 680 950 | 13,07 |
| ARGENTINA | 700 000 | 370 000 | -47,14 | 559 125 | 332 150 | -40,59 |
| BRAZIL | 600 000 | 100 000 | -83,33 | 860 000 | 568 950 | -33,84 |
| CAPE VERDE | 65 263 | 0 | -100,00 | 15 370 | 0 | -100,00 |
| UNITED KINGDOM | 304 000 | 143 000 | -52,96 | 1 806 300 | 812 043 | -55,04 |
| NETHERLANDS | 80 001 | 140 000 | 75,00 | 110 001 | 159 500 | 45,00 |
| FRANCE | 860 473 | 1 220 000 | 41,78 | 661 040 | 1 592 975 | 140,98 |
| GERMANY, FED. REP. OF | 20 211 | 250 | -98,76 | 41 235 | 500 | -98,79 |
| BELGIUM | 0 | 1 | - | 0 | 1 | - |
| DENMARK | 798 604 | 1 236 744 | 54,86 | 680 168 | 1 383 536 | 103,41 |
| SPAIN | 503 050 | 413 675 | -17,77 | 970 736 | 625 130 | -35,60 |
| POLAND | 30 | 0 | -100,00 | 2 | 0 | -100,00 |
| -LAINNYA | 9 708 672 | 7 912 442 | -18,50 | 1 383 849 | 1 547 351 | 11,82 |
| JAPAN | 17 850 | 51 750 | 189,92 | 23 550 | 66 525 | 182,48 |
| HONG KONG | 0 | 383 | - | 0 | 1 602 | - |
| KOREA, REPUBLIC OF | 0 | 1 100 | - | 0 | 5 342 | - |
| TAIWAN | 751 973 | 7 143 584 | 849,98 | 486 892 | 719 880 | 47,85 |
| CHINA | 0 | 20 | - | 0 | 127 | - |
| THAILAND | 8 501 472 | 12 300 | -99,86 | 493 085 | 2 660 | -99,46 |
| SINGAPORE | 20 810 | 64 573 | 210,30 | 4 390 | 24 448 | 456,90 |
| MALAYSIA | 13 000 | 18 555 | 42,73 | 1 109 | 2 428 | 118,94 |
| BRUNEI DARUSSALAM | 0 | 2 788 | - | 0 | 869 | - |
| MALDIVES | 79 140 | 11 120 | -85,95 | 59 188 | 62 935 | 6,33 |
| INDIA | 0 | 600 | - | 0 | 327 | - |
| PAKISTAN | 22 147 | 0 | -100,00 | 1 107 | 0 | -100,00 |
| SRI LANKA | 0 | 290 | - | 0 | 400 | - |
| IRAQ | 0 | 3 500 | - | 0 | 175 | - |
| IRAN (ISLAMIC REPUBLIC OF) | 0 | 200 | - | 0 | 30 | - |
| SAUDI ARABIA | 42 525 | 15 850 | -62,73 | 14 150 | 8 290 | -41,41 |
| ISRAEL | 0 | 1 500 | - | 0 | 3 355 | - |
| LEBANON | 0 | 3 600 | - | 0 | 1 200 | - |
| OMAN | 0 | 34 800 | - | 0 | 6 780 | - |
| TURKEY | 150 | 15 762 | 10 408,00 | 825 | 42 631 | 5 067,39 |
| UNITED ARAB EMIRATES | 35 200 | 59 550 | 69,18 | 9 000 | 25 906 | 187,84 |
| TUNISIA | 7 400 | 0 | -100,00 | 6 717 | 0 | -100,00 |
| KENYA | 0 | 2 150 | - | 0 | 1 118 | - |
| SEYCHELLES | 0 | 138 | - | 0 | 485 | - |
| SOUTH AFRICA | 910 | 0 | -100,00 | 2 482 | 0 | -100,00 |
| MAURITIUS | 0 | 2 212 | - | 0 | 11 393 | - |
| AUSTRALIA | 48 302 | 228 606 | 373,28 | 57 267 | 205 405 | 258,68 |
| NEW ZEALAND | 0 | 5 000 | - | 0 | 22 400 | - |
| GUAM | 0 | 380 | - | 0 | 999 | - |
| COOK ISLANDS | 0 | 285 | - | 0 | 1 300 | - |
| FIJI | 0 | 584 | - | 0 | 3 674 | - |
| UNITED STATES | 7 973 | 17 526 | 119,82 | 20 097 | 30 923 | 53,87 |
| CANADA | 288 | 1 418 | 392,36 | 672 | 1 333 | 98,36 |
| GUATEMALA | 150 | 0 | -100,00 | 250 | 0 | -100,00 |
| PANAMA | 0 | 1 160 | - | 0 | 2 423 | - |
| BRAZIL | 0 | 1 714 | - | 0 | 2 448 | - |
| COLOMBIA | 0 | 980 | - | 0 | 262 | - |
| JAMAICA | 0 | 792 | - | 0 | 2 970 | - |
| MARTINIQUE | 0 | 1 231 | - | 0 | 67 | - |
| NETHERLANDS ANTILLES | 0 | 30 | - | 0 | 192 | - |
| SAINT KITTS AND NEVIS | 0 | 15 | - | 0 | 194 | - |
| UNITED KINGDOM | 11 000 | 30 880 | 180,73 | 4 015 | 35 103 | 774,30 |
| NETHERLANDS | 22 472 | 20 020 | -10,91 | 70 180 | 40 846 | -41,80 |
| FRANCE | 25 491 | 27 279 | 7,01 | 29 696 | 35 994 | 21,21 |
| GERMANY, FED. REP. OF | 34 360 | 76 056 | 121,35 | 40 895 | 84 925 | 107,67 |
| BELGIUM | 7 042 | 7 410 | 5,23 | 7 501 | 13 843 | 84,55 |
| SWITZERLAND | 38 | 1 653 | 4 250,00 | 15 | 14 491 | 96 506,67 |
| DENMARK | 34 | 1 784 | 5 147,06 | 296 | 5 546 | 1 773,65 |
| NORWAY | 527 | 0 | -100,00 | 2 955 | 0 | -100,00 |
| SWEDEN | 0 | 50 | - | 0 | 1 607 | - |
| ITALY | 32 197 | 15 775 | -51,00 | 16 645 | 6 198 | -62,76 |

TABEL 5. PERKEMBANGAN EKSPOR INDONESIA MENURUT KOMODITI DAN NEGARA TUJUAN

| JENIS BARANG | BERAT BERSIH (KG) | | PERUB | NILAI FOB (US \$) | | PERUB |
|----------------------------|--------------------|--------------------|---------------|--------------------|--------------------|---------------|
| | JAN-SEP 2012 | JAN-SEP 2013 | % | JAN-SEP 2012 | JAN-SEP 2013 | % |
| (1) | (2) | (3) | (4) | (5) | (6) | (7) |
| SPAIN | 24 061 | 20 908 | -13,10 | 27 268 | 37 281 | 36,72 |
| PORTUGAL | 331 | 1 408 | 325,38 | 1 428 | 5 183 | 262,96 |
| GREECE | 976 | 48 | -95,08 | 1 720 | 245 | -85,76 |
| HUNGARY | 0 | 900 | - | 0 | 79 | - |
| POLAND | 3 | 0 | -100,00 | 4 | 0 | -100,00 |
| LITHUANIA | 850 | 0 | -100,00 | 450 | 0 | -100,00 |
| LATVIA | 0 | 80 | - | 0 | 1 500 | - |
| MALTA | 0 | 50 | - | 0 | 51 | - |
| CZECH REPUBLIC | 0 | 1 095 | - | 0 | 627 | - |
| RUSSIA FEDERATION | 0 | 1 000 | - | 0 | 336 | - |
| -MUTIARA | 3 610 | 2 764 | -23,43 | 21 605 229 | 16 266 749 | -24,71 |
| JAPAN | 811 | 629 | -22,44 | 7 482 266 | 4 970 976 | -33,56 |
| HONG KONG | 2 222 | 1 644 | -26,01 | 10 659 466 | 7 710 792 | -27,66 |
| KOREA, REPUBLIC OF | 3 | 7 | 133,33 | 9 282 | 25 338 | 172,98 |
| THAILAND | 5 | 46 | 820,00 | 35 563 | 273 865 | 670,08 |
| AUSTRALIA | 524 | 438 | -16,41 | 3 347 924 | 3 285 778 | -1,86 |
| SWITZERLAND | 45 | 0 | -100,00 | 70 728 | 0 | -100,00 |
| -LAINNYA | 304 273 133 | 300 282 829 | -1,31 | 208 675 556 | 182 591 035 | -12,50 |
| JAPAN | 25 056 667 | 36 384 805 | 45,21 | 17 213 031 | 18 327 816 | 6,48 |
| HONG KONG | 203 136 | 262 263 | 29,11 | 697 171 | 625 985 | -10,21 |
| KOREA, REPUBLIC OF | 5 784 388 | 4 690 862 | -18,90 | 4 084 882 | 2 901 273 | -28,98 |
| TAIWAN | 1 408 214 | 24 351 879 | 1 629,27 | 1 768 639 | 4 179 478 | 136,31 |
| CHINA | 43 655 833 | 24 815 242 | -43,16 | 40 761 375 | 7 911 696 | -80,59 |
| MONGOLIA | 0 | 53 | - | 0 | 10 | - |
| PAPUA NEW GUINEA | 0 | 2 040 | - | 0 | 1 186 | - |
| THAILAND | 91 426 837 | 74 268 284 | -18,77 | 7 037 862 | 7 538 164 | 7,11 |
| SINGAPORE | 29 482 641 | 30 558 039 | 3,65 | 51 725 893 | 60 076 139 | 16,14 |
| PHILIPPINES | 25 761 173 | 6 874 292 | -73,32 | 10 638 716 | 6 719 868 | -36,84 |
| MALAYSIA | 11 460 254 | 5 068 720 | -55,77 | 4 630 773 | 4 616 073 | -0,32 |
| MYANMAR | 72 000 | 201 646 | 180,06 | 79 740 | 259 046 | 224,86 |
| CAMBODIA | 2 000 | 0 | -100,00 | 1 500 | 0 | -100,00 |
| BRUNEI DARUSSALAM | 10 360 | 16 094 | 55,35 | 27 644 | 39 095 | 41,42 |
| LAO PEOPLE'S DEM. REP. | 5 | 0 | -100,00 | 150 | 0 | -100,00 |
| NEPAL | 20 | 184 | 820,00 | 6 615 | 50 665 | 665,91 |
| VIET NAM | 9 624 543 | 6 891 362 | -28,40 | 11 602 288 | 10 342 628 | -10,86 |
| MALDIVES | 106 644 | 4 892 | -95,41 | 128 068 | 13 342 | -89,58 |
| INDIA | 638 059 | 1 675 543 | 162,60 | 929 599 | 2 827 232 | 204,13 |
| PAKISTAN | 8 178 002 | 7 558 444 | -7,58 | 1 643 524 | 1 413 726 | -13,98 |
| BANGLADESH | 280 890 | 15 575 | -94,46 | 662 786 | 42 171 | -93,64 |
| SRI LANKA | 147 309 | 38 402 | -73,93 | 299 544 | 44 575 | -85,12 |
| AFGHANISTAN | 450 | 0 | -100,00 | 6 | 0 | -100,00 |
| IRAQ | 0 | 581 | - | 0 | 459 | - |
| IRAN (ISLAMIC REPUBLIC OF) | 1 168 | 855 | -26,80 | 2 137 | 2 174 | 1,73 |
| SAUDI ARABIA | 228 191 | 179 837 | -21,19 | 118 853 | 134 327 | 13,02 |
| ISRAEL | 88 | 142 | 61,36 | 34 | 652 | 1 817,65 |
| KUWAIT | 121 536 | 85 611 | -29,56 | 70 275 | 39 671 | -43,55 |
| JORDAN | 21 047 | 149 | -99,29 | 24 646 | 12 652 | -48,67 |
| LEBANON | 6 815 | 22 041 | 223,42 | 14 857 | 45 489 | 206,18 |
| YEMEN | 0 | 250 | - | 0 | 383 | - |
| OMAN | 1 603 | 364 | -77,29 | 18 942 | 445 | -97,65 |
| TURKEY | 113 045 | 20 775 | -81,62 | 136 399 | 204 511 | 49,94 |
| UNITED ARAB EMIRATES | 50 021 | 42 955 | -14,13 | 82 904 | 25 382 | -69,38 |
| QATAR | 55 005 | 27 069 | -50,79 | 10 412 | 43 618 | 318,92 |
| BAHRAIN | 421 079 | 72 613 | -82,76 | 405 149 | 89 514 | -77,91 |
| CYPRUS | 105 | 5 | -95,24 | 921 | 50 | -94,57 |
| EGYPT | 3 800 | 7 999 | 110,50 | 34 886 | 30 979 | -11,20 |
| LIBYAN ARAB JAMAHIRIYA | 0 | 65 | - | 0 | 15 000 | - |
| MOROCCO | 14 433 | 38 070 | 163,77 | 34 384 | 61 865 | 79,92 |
| TUNISIA | 14 000 | 0 | -100,00 | 15 600 | 0 | -100,00 |
| ALGERIA | 0 | 15 500 | - | 0 | 14 528 | - |
| ETHIOPIA | 0 | 11 | - | 0 | 10 | - |
| TANZANIA, UNITED REP. OF | 270 000 | 0 | -100,00 | 336 420 | 0 | -100,00 |
| MADAGASCAR | 0 | 5 000 | - | 0 | 4 830 | - |
| SOMALIA | 0 | 5 940 | - | 0 | 247 800 | - |
| KENYA | 52 000 | 111 | -99,79 | 52 381 | 59 | -99,89 |
| MOZAMBIQUE | 576 000 | 144 000 | -75,00 | 772 800 | 151 560 | -80,39 |
| GHANA | 1 021 | 42 | -95,89 | 8 872 | 1 768 | -80,07 |
| GUINEA | 0 | 20 000 | - | 0 | 1 072 | - |
| NIGERIA | 42 056 | 105 | -99,75 | 34 050 | 186 | -99,45 |
| COTE D'IVOIRE | 0 | 36 000 | - | 0 | 30 960 | - |
| MAURITANIA | 72 000 | 0 | -100,00 | 83 160 | 0 | -100,00 |
| SEYCHELLES | 1 268 | 0 | -100,00 | 1 800 | 0 | -100,00 |
| UGANDA | 36 | 0 | -100,00 | 10 | 0 | -100,00 |
| SOUTH AFRICA | 13 028 | 17 389 | 33,47 | 92 807 | 109 881 | 18,40 |
| MALAWI | 0 | 254 050 | - | 0 | 233 420 | - |

TABEL 5. PERKEMBANGAN EKSPOR INDONESIA MENURUT KOMODITI DAN NEGARA TUJUAN

| JENIS BARANG | BERAT BERSIH (KG) | | PERUB | NILAI FOB (US \$) | | PERUB |
|--------------------------|----------------------|----------------------|-------------|----------------------|----------------------|-------------|
| | JAN-SEP 2012 | JAN-SEP 2013 | % | JAN-SEP 2012 | JAN-SEP 2013 | % |
| (1) | (2) | (3) | (4) | (5) | (6) | (7) |
| MAURITIUS | 11 950 | 235 | -98,03 | 4 770 | 513 | -89,25 |
| VIRGIN ISLANDS (BRITISH) | 0 | 9 000 | - | 0 | 8 438 | - |
| AUSTRALIA | 408 994 | 303 234 | -25,86 | 1 191 398 | 1 306 304 | 9,64 |
| NEW ZEALAND | 213 380 | 18 316 | -91,42 | 187 346 | 32 549 | -82,63 |
| GUAM | 11 | 80 | 627,27 | 10 | 46 | 360,00 |
| VANUATU | 1 520 | 5 846 | 284,61 | 4 165 | 15 825 | 279,95 |
| FIJI | 0 | 50 | - | 0 | 2 321 | - |
| SAMOA | 0 | 1 800 | - | 0 | 2 873 | - |
| SOLOMON ISLANDS | 470 | 0 | -100,00 | 325 | 0 | -100,00 |
| TONGA | 0 | 78 | - | 0 | 852 | - |
| EAST TIMOR | 415 929 | 8 602 | -97,93 | 343 754 | 6 820 | -98,02 |
| UNITED STATES | 1 138 087 | 776 131 | -31,80 | 4 522 890 | 4 363 895 | -3,52 |
| CANADA | 321 279 | 26 885 | -91,63 | 511 208 | 109 578 | -78,56 |
| MEXICO | 524 170 | 1 293 000 | 146,68 | 634 171 | 1 213 603 | 91,37 |
| GUATEMALA | 0 | 54 000 | - | 0 | 49 048 | - |
| NICARAGUA | 557 000 | 126 000 | -77,38 | 613 646 | 110 705 | -81,96 |
| PANAMA | 0 | 18 000 | - | 0 | 15 490 | - |
| CHILE | 18 330 | 446 500 | 2 335,90 | 23 332 | 380 755 | 1 531,90 |
| VENEZUELA | 720 022 | 73 000 | -89,86 | 798 040 | 62 525 | -92,17 |
| BRAZIL | 859 898 | 1 960 200 | 127,96 | 1 578 575 | 2 573 631 | 63,04 |
| COLOMBIA | 233 000 | 324 025 | 39,07 | 238 394 | 274 245 | 15,04 |
| PARAGUAY | 36 000 | 18 000 | -50,00 | 39 157 | 16 117 | -58,84 |
| ECUADOR | 18 000 | 124 000 | 588,89 | 23 135 | 106 356 | 359,72 |
| PERU | 36 020 | 54 003 | 49,93 | 40 208 | 46 916 | 16,68 |
| BAHAMAS | 0 | 350 | - | 0 | 2 296 | - |
| DOMINICAN REPUBLIC | 627 000 | 90 000 | -85,65 | 828 613 | 94 320 | -88,62 |
| COSTA RICA | 45 428 | 36 332 | -20,02 | 78 537 | 54 855 | -30,15 |
| MARTINIQUE | 0 | 845 | - | 0 | 284 | - |
| GUADELOUPE | 150 | 400 | 166,67 | 405 | 7 259 | 1 692,35 |
| SAINT KITTS AND NEVIS | 0 | 65 | - | 0 | 487 | - |
| UNITED KINGDOM | 497 391 | 380 205 | -23,56 | 2 653 932 | 1 689 246 | -36,35 |
| NETHERLANDS | 1 818 577 | 1 376 894 | -24,29 | 4 702 052 | 4 026 574 | -14,37 |
| FRANCE | 1 608 127 | 1 137 718 | -29,25 | 4 679 542 | 3 197 956 | -31,66 |
| GERMANY, FED. REP. OF | 1 970 572 | 1 828 628 | -7,20 | 7 902 387 | 7 555 669 | -4,39 |
| AUSTRIA | 177 | 211 | 19,21 | 10 691 | 6 651 | -37,79 |
| BELGIUM | 44 289 | 8 862 | -79,99 | 1 855 533 | 18 723 | -98,99 |
| SWITZERLAND | 168 | 1 197 | 612,50 | 388 | 19 066 | 4 813,92 |
| LUXEMBOURG | 20 | 0 | -100,00 | 10 | 0 | -100,00 |
| DENMARK | 302 100 | 477 311 | 58,00 | 2 839 260 | 4 335 563 | 52,70 |
| NORWAY | 1 063 | 1 314 | 23,61 | 56 140 | 61 789 | 10,06 |
| SWEDEN | 1 510 | 576 | -61,85 | 324 | 94 | -70,99 |
| IRELAND | 0 | 22 003 | - | 0 | 26 241 | - |
| ITALY | 129 964 | 302 269 | 132,58 | 793 227 | 1 420 270 | 79,05 |
| SPAIN | 17 471 | 47 288 | 170,67 | 97 848 | 76 245 | -22,08 |
| PORTUGAL | 52 | 215 541 | 414 401,92 | 211 | 229 059 | 108 458,77 |
| GREECE | 2 994 | 8 972 | 199,67 | 8 002 | 18 940 | 136,69 |
| HUNGARY | 72 | 129 | 79,17 | 334 | 875 | 161,98 |
| POLAND | 31 189 010 | 56 425 087 | 80,91 | 9 230 202 | 11 862 884 | 28,52 |
| ROMANIA | 93 000 | 377 | -99,59 | 108 489 | 92 | -99,92 |
| BULGARIA | 0 | 34 050 | - | 0 | 30 332 | - |
| KAZAKHSTAN | 55 | 31 761 | 57 647,27 | 10 | 42 010 | 420 000,00 |
| KYRGYZSTAN | 0 | 37 | - | 0 | 2 945 | - |
| UZBEKISTAN | 0 | 14 | - | 0 | 10 | - |
| LITHUANIA | 0 | 556 000 | - | 0 | 499 220 | - |
| LATVIA | 44 000 | 66 000 | 50,00 | 51 260 | 56 100 | 9,44 |
| ESTONIA | 4 900 000 | 6 560 427 | 33,89 | 5 092 025 | 6 287 701 | 23,48 |
| CROATIA | 140 | 0 | -100,00 | 1 210 | 0 | -100,00 |
| MALTA | 0 | 5 | - | 0 | 74 | - |
| SLOVENIA | 2 000 | 266 016 | 13 200,80 | 2 537 | 239 016 | 9 321,21 |
| CZECH REPUBLIC | 277 | 556 | 100,72 | 27 198 | 27 636 | 1,61 |
| RUSSIA FEDERATION | 84 696 | 88 254 | 4,20 | 608 160 | 567 735 | -6,65 |
| -KAYU LAPIS | 1 432 699 756 | 1 501 316 666 | 4,79 | 1 474 474 036 | 1 582 812 303 | 7,35 |
| JAPAN | 457 275 817 | 494 962 855 | 8,24 | 545 709 430 | 586 140 800 | 7,41 |
| HONG KONG | 8 842 142 | 8 377 264 | -5,26 | 7 340 486 | 7 959 787 | 8,44 |
| KOREA, REPUBLIC OF | 54 979 009 | 62 472 375 | 13,63 | 59 917 070 | 65 700 987 | 9,65 |
| TAIWAN | 100 395 020 | 111 657 876 | 11,22 | 76 196 349 | 97 710 283 | 28,23 |
| CHINA | 270 228 480 | 330 975 998 | 22,48 | 208 958 652 | 289 364 830 | 38,48 |
| PAPUA NEW GUINEA | 0 | 26 154 | - | 0 | 15 333 | - |
| THAILAND | 6 080 425 | 5 015 028 | -17,52 | 4 740 643 | 4 126 885 | -12,95 |
| SINGAPORE | 25 522 674 | 28 130 576 | 10,22 | 23 247 351 | 27 946 445 | 20,21 |
| PHILIPPINES | 243 019 | 153 267 | -36,93 | 279 964 | 227 455 | -18,76 |
| MALAYSIA | 28 139 738 | 32 053 538 | 13,91 | 26 367 470 | 29 002 105 | 9,99 |
| VIET NAM | 3 290 170 | 749 662 | -77,22 | 2 736 725 | 698 671 | -74,47 |
| MALDIVES | 6 450 | 48 748 | 655,78 | 10 080 | 59 569 | 490,96 |
| INDIA | 11 835 922 | 11 817 447 | -0,16 | 12 358 663 | 11 429 584 | -7,52 |
| BANGLADESH | 376 704 | 9 374 | -97,51 | 404 787 | 10 414 | -97,43 |

TABEL 5. PERKEMBANGAN EKSPOR INDONESIA MENURUT KOMODITI DAN NEGARA TUJUAN

| JENIS BARANG | BERAT BERSIH (KG) | | PERUB | NILAI FOB (US \$) | | PERUB |
|----------------------------|-------------------|-------------------|-------------|-------------------|-------------------|--------------|
| | JAN-SEP 2012 | JAN-SEP 2013 | % | JAN-SEP 2012 | JAN-SEP 2013 | % |
| (1) | (2) | (3) | (4) | (5) | (6) | (7) |
| IRAQ | 28 655 | 0 | -100,00 | 50 182 | 0 | -100,00 |
| IRAN (ISLAMIC REPUBLIC OF) | 0 | 26 329 | - | 0 | 48 815 | - |
| SAUDI ARABIA | 159 259 819 | 132 755 558 | -16,64 | 138 374 322 | 125 277 167 | -9,47 |
| ISRAIL | 0 | 12 167 | - | 0 | 22 766 | - |
| KUWAIT | 9 098 581 | 12 318 287 | 35,39 | 10 013 819 | 13 526 292 | 35,08 |
| JORDAN | 32 521 574 | 28 940 335 | -11,01 | 31 152 246 | 30 706 214 | -1,43 |
| LEBANON | 3 588 324 | 2 644 274 | -26,31 | 3 427 632 | 2 856 761 | -16,65 |
| YEMEN | 102 722 | 0 | -100,00 | 91 335 | 0 | -100,00 |
| OMAN | 19 259 883 | 22 604 687 | 17,37 | 19 899 697 | 22 465 187 | 12,89 |
| SYRIA ARAB REPUBLIC | 541 410 | 0 | -100,00 | 698 739 | 0 | -100,00 |
| TURKEY | 359 050 | 700 923 | 95,22 | 360 760 | 813 606 | 125,53 |
| UNITED ARAB EMIRATES | 25 275 238 | 18 181 126 | -28,07 | 24 642 546 | 17 989 972 | -27,00 |
| QATAR | 9 340 144 | 4 400 696 | -52,88 | 9 319 058 | 4 401 388 | -52,77 |
| BAHRAIN | 499 260 | 756 949 | 51,61 | 396 804 | 864 548 | 117,88 |
| EGYPT | 14 951 907 | 8 176 556 | -45,31 | 14 309 982 | 8 371 684 | -41,50 |
| LIBYAN ARAB JAMAHIRIYA | 1 082 125 | 4 299 162 | 297,29 | 1 129 600 | 4 343 220 | 284,49 |
| MOROCCO | 112 480 | 0 | -100,00 | 145 595 | 0 | -100,00 |
| ALGERIA | 15 432 428 | 3 736 418 | -75,79 | 15 800 970 | 3 964 334 | -74,91 |
| REUNION | 53 334 | 17 641 | -66,92 | 72 116 | 17 226 | -76,11 |
| MOZAMBIQUE | 46 256 | 0 | -100,00 | 40 218 | 0 | -100,00 |
| NIGERIA | 0 | 11 102 | - | 0 | 23 415 | - |
| SEYCHELLES | 3 268 | 0 | -100,00 | 9 488 | 0 | -100,00 |
| SOUTH AFRICA | 558 974 | 455 741 | -18,47 | 752 110 | 639 801 | -14,93 |
| MAURITIUS | 20 878 | 1 420 | -93,20 | 41 986 | 9 923 | -76,37 |
| AUSTRALIA | 17 208 999 | 15 555 669 | -9,61 | 25 200 857 | 21 827 061 | -13,39 |
| NEW ZEALAND | 157 458 | 243 674 | 54,75 | 216 562 | 357 725 | 65,18 |
| NEW CALEDONIA | 71 223 | 87 945 | 23,48 | 100 891 | 148 835 | 47,52 |
| EAST TIMOR | 760 815 | 784 370 | 3,10 | 882 770 | 866 970 | -1,79 |
| UNITED STATES | 75 637 534 | 94 084 612 | 24,39 | 88 168 740 | 111 349 081 | 26,29 |
| CANADA | 765 698 | 974 865 | 27,32 | 966 731 | 1 189 072 | 23,00 |
| MEXICO | 2 773 556 | 5 411 743 | 95,12 | 2 775 255 | 5 670 844 | 104,34 |
| PANAMA | 0 | 331 510 | - | 0 | 341 393 | - |
| ECUADOR | 0 | 8 540 | - | 0 | 23 222 | - |
| PUERTO RICO | 0 | 349 179 | - | 0 | 438 166 | - |
| BELIZE | 17 282 | 0 | -100,00 | 25 134 | 0 | -100,00 |
| DOMINICAN REPUBLIC | 810 | 0 | -100,00 | 7 224 | 0 | -100,00 |
| FRENCH POLYNESIA | 78 793 | 58 484 | -25,78 | 102 818 | 81 377 | -20,85 |
| UNITED KINGDOM | 13 051 709 | 10 046 686 | -23,02 | 19 539 920 | 13 261 284 | -32,13 |
| NETHERLANDS | 10 349 628 | 8 481 733 | -18,05 | 16 067 973 | 12 808 156 | -20,29 |
| FRANCE | 4 150 152 | 3 171 060 | -23,59 | 6 765 500 | 5 313 771 | -21,46 |
| GERMANY, FED. REP. OF | 27 194 996 | 21 308 634 | -21,65 | 48 983 863 | 35 399 957 | -27,73 |
| BELGIUM | 17 023 804 | 10 836 362 | -36,35 | 18 833 915 | 12 046 139 | -36,04 |
| SWITZERLAND | 18 018 | 0 | -100,00 | 5 139 | 0 | -100,00 |
| LUXEMBOURG | 15 874 | 0 | -100,00 | 16 254 | 0 | -100,00 |
| DENMARK | 225 682 | 215 957 | -4,31 | 324 832 | 439 660 | 35,35 |
| NORWAY | 11 042 | 0 | -100,00 | 23 827 | 0 | -100,00 |
| SWEDEN | 178 826 | 176 866 | -1,10 | 248 456 | 235 234 | -5,32 |
| FINLAND | 12 178 | 0 | -100,00 | 13 752 | 0 | -100,00 |
| IRELAND | 17 517 | 2 311 | -86,81 | 31 294 | 6 082 | -80,56 |
| ITALY | 2 526 982 | 1 520 800 | -39,82 | 3 825 868 | 1 953 454 | -48,94 |
| GREECE | 22 500 | 67 840 | 201,51 | 55 124 | 116 618 | 111,56 |
| POLAND | 992 832 | 782 697 | -21,17 | 2 047 366 | 1 601 427 | -21,78 |
| ROMANIA | 0 | 109 841 | - | 0 | 145 095 | - |
| AZERBAIJAN | 20 023 | 21 570 | 7,73 | 94 405 | 78 897 | -16,43 |
| UKRAINE | 23 207 | 0 | -100,00 | 48 476 | 0 | -100,00 |
| LITHUANIA | 0 | 12 485 | - | 0 | 22 998 | - |
| LATVIA | 0 | 110 070 | - | 0 | 197 162 | - |
| ESTONIA | 0 | 17 326 | - | 0 | 32 567 | - |
| SLOVAKIA | 18 256 | 0 | -100,00 | 63 267 | 0 | -100,00 |
| SLOVENIA | 0 | 16 950 | - | 0 | 30 624 | - |
| CZECH REPUBLIC | 10 851 | 22 350 | 105,97 | 13 255 | 24 171 | 82,35 |
| RUSSIA FEDERATION | 11 631 | 15 004 | 29,00 | 27 693 | 69 794 | 152,03 |
| -KAYU GERGAJIAN | 38 660 978 | 39 310 894 | 1,68 | 38 802 315 | 35 078 409 | -9,60 |
| JAPAN | 7 567 917 | 7 185 405 | -5,05 | 12 486 953 | 11 560 012 | -7,42 |
| HONG KONG | 208 827 | 55 770 | -73,29 | 141 363 | 54 946 | -61,13 |
| KOREA, REPUBLIC OF | 2 033 406 | 1 053 076 | -48,21 | 2 390 303 | 1 059 420 | -55,68 |
| TAIWAN | 393 510 | 266 351 | -32,31 | 404 421 | 235 976 | -41,65 |
| CHINA | 15 750 280 | 20 610 697 | 30,86 | 10 531 840 | 11 786 323 | 11,91 |
| THAILAND | 808 896 | 481 100 | -40,52 | 811 458 | 520 579 | -35,85 |
| SINGAPORE | 553 580 | 583 811 | 5,46 | 385 762 | 410 475 | 6,41 |
| MALAYSIA | 5 804 338 | 3 795 547 | -34,61 | 4 293 289 | 2 993 931 | -30,26 |
| BRUNEI DARUSSALAM | 500 | 0 | -100,00 | 18 | 0 | -100,00 |
| VIET NAM | 759 530 | 295 384 | -61,11 | 403 619 | 301 692 | -25,25 |
| INDIA | 19 918 | 128 652 | 545,91 | 4 374 | 42 274 | 866,48 |
| BANGLADESH | 32 195 | 1 110 850 | 3 350,38 | 33 869 | 1 096 872 | 3 138,57 |
| SRI LANKA | 50 274 | 1 116 | -97,78 | 48 646 | 788 | -98,38 |

TABEL 5. PERKEMBANGAN EKSPOR INDONESIA MENURUT KOMODITI DAN NEGARA TUJUAN

| JENIS BARANG | BERAT BERSIH (KG) | | PERUB % | NILAI FOB (US \$) | | PERUB % |
|----------------------------|----------------------|----------------------|--------------|--------------------|--------------------|--------------|
| | JAN-SEP 2012 | JAN-SEP 2013 | | JAN-SEP 2012 | JAN-SEP 2013 | |
| (1) | (2) | (3) | (4) | (5) | (6) | (7) |
| IRAN (ISLAMIC REPUBLIC OF) | 702 | 0 | -100,00 | 265 | 0 | -100,00 |
| LEBANON | 0 | 1 360 | - | 0 | 8 698 | - |
| OMAN | 75 830 | 0 | -100,00 | 80 738 | 0 | -100,00 |
| TURKEY | 456 | 3 657 | 701,97 | 1 292 | 30 556 | 2 265,02 |
| UNITED ARAB EMIRATES | 0 | 7 894 | - | 0 | 13 033 | - |
| REUNION | 2 143 | 0 | -100,00 | 2 400 | 0 | -100,00 |
| GHANA | 4 376 | 0 | -100,00 | 31 748 | 0 | -100,00 |
| ANGOLA | 0 | 2 224 | - | 0 | 9 995 | - |
| SEYCHELLES | 2 500 | 20 752 | 730,08 | 1 119 | 17 559 | 1 469,17 |
| SOUTH AFRICA | 411 454 | 64 521 | -84,32 | 663 885 | 98 401 | -85,18 |
| MAURITIUS | 17 585 | 10 970 | -37,62 | 52 792 | 27 897 | -47,16 |
| AUSTRALIA | 630 982 | 627 804 | -0,50 | 922 360 | 978 682 | 6,11 |
| NEW ZEALAND | 210 236 | 109 751 | -47,80 | 147 146 | 78 005 | -46,99 |
| NEW CALEDONIA | 0 | 302 | - | 0 | 640 | - |
| VANUATU | 1 900 | 3 450 | 81,58 | 3 555 | 7 051 | 98,34 |
| EAST TIMOR | 341 | 0 | -100,00 | 589 | 0 | -100,00 |
| UNITED STATES | 1 620 672 | 1 676 407 | 3,44 | 1 333 853 | 1 339 341 | 0,41 |
| CANADA | 4 000 | 885 | -77,88 | 10 494 | 2 537 | -75,82 |
| GUADELOUPE | 700 | 0 | -100,00 | 1 395 | 0 | -100,00 |
| UNITED KINGDOM | 338 082 | 306 886 | -9,23 | 851 291 | 645 364 | -24,19 |
| NETHERLANDS | 825 139 | 370 159 | -55,14 | 1 626 518 | 693 012 | -57,39 |
| FRANCE | 67 019 | 74 433 | 11,06 | 136 638 | 120 436 | -11,86 |
| GERMANY, FED. REP. OF | 161 541 | 97 413 | -39,70 | 306 199 | 180 817 | -40,95 |
| AUSTRIA | 4 417 | 0 | -100,00 | 35 632 | 0 | -100,00 |
| BELGIUM | 122 940 | 123 372 | 0,35 | 149 865 | 237 081 | 58,20 |
| IRELAND | 6 077 | 274 | -95,49 | 6 313 | 390 | -93,82 |
| ITALY | 71 006 | 47 043 | -33,75 | 276 223 | 194 598 | -29,55 |
| SPAIN | 14 731 | 21 146 | 43,55 | 32 500 | 40 442 | 24,44 |
| POLAND | 47 161 | 75 998 | 61,15 | 142 927 | 114 797 | -19,68 |
| ROMANIA | 0 | 29 246 | - | 0 | 46 655 | - |
| AZERBAIJAN | 0 | 1 680 | - | 0 | 5 182 | - |
| LITHUANIA | 0 | 57 851 | - | 0 | 114 789 | - |
| CROATIA | 21 817 | 0 | -100,00 | 34 329 | 0 | -100,00 |
| CZECH REPUBLIC | 14 000 | 7 657 | -45,31 | 14 334 | 9 163 | -36,08 |
| -KAYU OLAHAN LAIN | 1 652 729 114 | 1 852 502 244 | 12,09 | 959 392 738 | 926 132 883 | -3,47 |
| JAPAN | 66 250 434 | 203 779 804 | 207,59 | 124 209 486 | 124 112 913 | -0,08 |
| HONG KONG | 1 736 447 | 4 086 795 | 135,35 | 2 926 151 | 5 705 765 | 94,99 |
| KOREA, REPUBLIC OF | 33 038 233 | 58 149 590 | 76,01 | 31 551 950 | 32 029 251 | 1,51 |
| TAIWAN | 99 472 767 | 71 447 845 | -28,17 | 24 288 247 | 20 072 486 | -17,36 |
| CHINA | 1 053 677 315 | 1 137 671 436 | 7,97 | 146 945 679 | 174 008 430 | 18,42 |
| MONGOLIA | 2 118 | 850 | -59,87 | 1 943 | 1 580 | -18,68 |
| MACAU | 18 688 | 3 040 | -83,73 | 50 074 | 9 019 | -81,99 |
| PAPUA NEW GUINEA | 13 010 | 366 | -97,19 | 37 975 | 1 947 | -94,87 |
| THAILAND | 1 089 758 | 793 143 | -27,22 | 2 679 131 | 1 930 645 | -27,94 |
| SINGAPORE | 8 747 951 | 7 861 950 | -10,13 | 12 803 278 | 13 544 549 | 5,79 |
| PHILIPPINES | 1 598 500 | 2 517 562 | 57,50 | 609 785 | 863 574 | 41,62 |
| MALAYSIA | 14 566 036 | 25 442 348 | 74,67 | 9 388 037 | 13 090 187 | 39,43 |
| MYANMAR | 1 050 | 60 603 | 5 671,71 | 4 846 | 19 498 | 302,35 |
| CAMBODIA | 84 130 | 774 | -99,08 | 261 142 | 1 932 | -99,26 |
| BRUNEI DARUSSALAM | 347 079 | 153 574 | -55,75 | 610 597 | 338 186 | -44,61 |
| LAO PEOPLE'S DEM. REP. | 0 | 15 | - | 0 | 254 | - |
| NEPAL | 0 | 490 | - | 0 | 1 282 | - |
| BHUTAN | 100 | 0 | -100,00 | 2 758 | 0 | -100,00 |
| VIET NAM | 29 482 858 | 24 276 737 | -17,66 | 13 223 573 | 8 597 377 | -34,98 |
| MALDIVES | 388 308 | 165 075 | -57,49 | 822 122 | 610 341 | -25,76 |
| INDIA | 27 291 161 | 37 103 271 | 35,95 | 15 203 161 | 22 955 073 | 50,99 |
| PAKISTAN | 111 143 | 107 933 | -2,89 | 105 428 | 106 145 | 0,68 |
| BANGLADESH | 155 105 | 13 150 | -91,52 | 187 369 | 90 185 | -51,87 |
| SRI LANKA | 469 226 | 387 718 | -17,37 | 563 761 | 439 871 | -21,98 |
| IRAQ | 18 186 | 103 445 | 468,82 | 27 981 | 89 055 | 218,27 |
| IRAN (ISLAMIC REPUBLIC OF) | 4 942 901 | 2 949 791 | -40,32 | 3 235 725 | 2 173 811 | -32,82 |
| SAUDI ARABIA | 7 404 006 | 3 527 997 | -52,35 | 2 921 970 | 1 502 896 | -48,57 |
| ISRAIL | 104 943 | 84 961 | -19,04 | 241 468 | 254 976 | 5,59 |
| KUWAIT | 1 190 255 | 25 721 | -97,84 | 569 304 | 141 671 | -75,12 |
| JORDAN | 1 080 810 | 7 560 923 | 599,56 | 494 568 | 2 814 571 | 469,10 |
| LEBANON | 556 632 | 224 131 | -59,73 | 787 515 | 507 207 | -35,59 |
| YEMEN | 901 102 | 6 800 | -99,25 | 308 801 | 6 460 | -97,91 |
| OMAN | 221 280 | 22 765 | -89,71 | 171 100 | 60 722 | -64,51 |
| SYRIA ARAB REPUBLIC | 7 531 650 | 9 744 189 | 29,38 | 2 103 208 | 2 609 787 | 24,09 |
| TURKEY | 1 262 165 | 562 390 | -55,44 | 2 106 684 | 1 239 206 | -41,18 |
| UNITED ARAB EMIRATES | 9 334 929 | 3 619 844 | -61,22 | 5 092 431 | 2 605 739 | -48,83 |
| QATAR | 1 019 663 | 616 979 | -39,49 | 695 790 | 948 649 | 36,34 |
| BAHRAIN | 154 400 | 31 652 | -79,50 | 190 984 | 45 495 | -76,18 |
| CYPRUS | 18 946 | 30 954 | 63,38 | 72 548 | 57 133 | -21,25 |
| EGYPT | 31 690 655 | 19 976 337 | -36,96 | 9 575 417 | 6 110 855 | -36,18 |
| LIBYAN ARAB JAMAHIRIYA | 91 078 | 45 870 | -49,64 | 187 640 | 111 145 | -40,77 |

TABEL 5. PERKEMBANGAN EKSPOR INDONESIA MENURUT KOMODITI DAN NEGARA TUJUAN

| JENIS BARANG | BERAT BERSIH (KG) | | PERUB | NILAI FOB (US \$) | | PERUB |
|--------------------------------|-------------------|--------------|-----------|-------------------|--------------|-----------|
| | JAN-SEP 2012 | JAN-SEP 2013 | % | JAN-SEP 2012 | JAN-SEP 2013 | % |
| | (1) | (2) | (3) | (4) | (5) | (6) |
| MOROCCO | 89 402 | 17 136 | -80,83 | 170 845 | 28 960 | -83,05 |
| TUNISIA | 39 676 | 63 750 | 60,68 | 122 929 | 66 358 | -46,02 |
| ALGERIA | 3 680 | 10 616 | 188,48 | 3 280 | 21 921 | 568,32 |
| SUDAN | 32 567 | 2 100 | -93,55 | 11 294 | 5 889 | -47,86 |
| NAMIBIA | 0 | 4 214 | - | 0 | 23 648 | - |
| ETHIOPIA | 154 | 18 989 | 12 230,52 | 336 | 24 111 | 7 075,89 |
| TANZANIA, UNITED REP. OF | 66 820 | 28 493 | -57,36 | 252 275 | 175 075 | -30,60 |
| MADAGASCAR | 4 778 | 2 183 | -54,31 | 11 732 | 5 494 | -53,17 |
| SOMALIA | 420 749 | 346 020 | -17,76 | 948 921 | 801 849 | -15,50 |
| KENYA | 15 444 | 9 003 | -41,71 | 36 091 | 23 660 | -34,44 |
| REUNION | 365 223 | 201 618 | -44,80 | 742 232 | 364 739 | -50,86 |
| MOZAMBIQUE | 28 807 | 92 492 | 221,07 | 65 537 | 230 256 | 251,34 |
| BOTSWANA | 4 180 | 428 | -89,76 | 4 816 | 2 756 | -42,77 |
| GHANA | 1 150 | 436 | -62,09 | 714 | 1 130 | 58,26 |
| LIBERIA | 6 | 0 | -100,00 | 80 | 0 | -100,00 |
| GUINEA | 0 | 20 | - | 0 | 22 | - |
| ANGOLA | 3 373 | 5 548 | 64,48 | 6 394 | 15 553 | 143,24 |
| CONGO | 3 466 | 1 165 | -66,39 | 5 598 | 6 256 | 11,75 |
| CAMEROON | 1 521 | 7 825 | 414,46 | 2 923 | 6 555 | 124,26 |
| NIGERIA | 29 056 | 89 176 | 206,91 | 70 376 | 47 041 | -33,16 |
| SIERRA LEONE | 610 | 0 | -100,00 | 1 189 | 0 | -100,00 |
| GABON | 10 833 | 14 442 | 33,31 | 26 590 | 19 048 | -28,36 |
| COTE D'IVOIRE | 3 321 | 626 | -81,15 | 5 718 | 1 470 | -74,29 |
| SENEGAL | 4 617 | 10 593 | 129,43 | 18 742 | 22 860 | 21,97 |
| U.S. VIRGIN ISLANDS | 728 | 6 002 | 724,45 | 2 757 | 24 508 | 788,94 |
| SEYCHELLES | 128 303 | 266 011 | 107,33 | 490 321 | 785 259 | 60,15 |
| UGANDA | 6 872 | 0 | -100,00 | 40 975 | 0 | -100,00 |
| NIGER | 0 | 703 | - | 0 | 2 693 | - |
| DJIBOUTI | 25 363 | 34 674 | 36,71 | 88 570 | 75 307 | -14,97 |
| SOUTH AFRICA | 10 380 208 | 9 737 568 | -6,19 | 16 843 562 | 15 357 073 | -8,83 |
| ZIMBABWE | 10 393 | 3 263 | -68,60 | 26 305 | 2 262 | -91,40 |
| COMOROS | 24 635 | 136 525 | 454,19 | 46 585 | 45 910 | -1,45 |
| MAURITIUS | 153 177 | 116 108 | -24,20 | 466 195 | 285 778 | -38,70 |
| VIRGIN ISLANDS (BRITISH) | 14 712 | 72 831 | 395,04 | 38 263 | 291 387 | 661,54 |
| AUSTRALIA | 61 930 929 | 58 232 550 | -5,97 | 123 542 671 | 103 428 946 | -16,28 |
| NEW ZEALAND | 4 231 289 | 4 022 297 | -4,94 | 8 571 509 | 6 972 414 | -18,66 |
| MICRONESIA, FED. STATES OF | 38 | 0 | -100,00 | 425 | 0 | -100,00 |
| GUAM | 45 459 | 13 836 | -69,56 | 139 047 | 88 550 | -36,32 |
| PALAU | 3 043 | 3 734 | 22,71 | 16 099 | 11 703 | -27,31 |
| NEW CALEDONIA | 754 959 | 470 245 | -37,71 | 1 591 236 | 902 861 | -43,26 |
| NORTHERN MARIANA ISLANDS | 9 973 | 14 860 | 49,00 | 56 559 | 45 249 | -20,00 |
| SAINT VINCENT AND THE GRENADIN | 1 426 | 1 155 | -19,00 | 1 428 | 8 270 | 479,13 |
| VANUATU | 62 305 | 21 143 | -66,07 | 125 044 | 53 651 | -57,09 |
| WALLIS AND FUTUNA ISLANDS | 5 610 | 1 200 | -78,61 | 14 883 | 3 182 | -78,62 |
| COOK ISLANDS | 3 556 | 4 864 | 36,78 | 56 001 | 37 538 | -32,97 |
| FIJI | 20 208 | 43 750 | 116,50 | 86 399 | 189 847 | 119,73 |
| SAMOA | 9 711 | 1 370 | -85,89 | 10 271 | 6 274 | -38,92 |
| SOLOMON ISLANDS | 4 600 | 0 | -100,00 | 44 354 | 0 | -100,00 |
| TONGA | 25 | 1 932 | 7 628,00 | 56 | 6 070 | 10 739,29 |
| EAST TIMOR | 231 183 | 56 381 | -75,61 | 212 910 | 98 321 | -53,82 |
| UNITED STATES | 40 573 040 | 37 428 321 | -7,75 | 105 243 135 | 98 478 110 | -6,43 |
| CANADA | 6 674 232 | 5 084 583 | -23,82 | 18 849 771 | 14 911 194 | -20,89 |
| MEXICO | 1 221 992 | 1 869 607 | 53,00 | 3 729 020 | 5 912 477 | 58,55 |
| GUATEMALA | 21 339 | 2 530 | -88,14 | 84 969 | 18 532 | -78,19 |
| HONDURAS | 9 640 | 7 900 | -18,05 | 15 341 | 7 817 | -49,05 |
| PANAMA | 9 675 | 5 967 | -38,33 | 22 022 | 27 067 | 22,91 |
| SURINAME | 7 541 | 1 439 | -80,92 | 15 812 | 5 576 | -64,74 |
| CHILE | 353 336 | 329 488 | -6,75 | 1 012 789 | 1 076 935 | 6,33 |
| VENEZUELA | 66 066 | 70 097 | 6,10 | 164 777 | 143 493 | -12,92 |
| ARGENTINA | 163 338 | 239 226 | 46,46 | 420 800 | 524 921 | 24,74 |
| BRAZIL | 431 151 | 1 227 998 | 184,82 | 1 166 054 | 1 471 663 | 26,21 |
| COLOMBIA | 150 656 | 100 527 | -33,27 | 227 605 | 299 965 | 31,79 |
| URUGUAY | 39 311 | 86 391 | 119,76 | 106 296 | 251 329 | 136,44 |
| PARAGUAY | 5 002 | 1 675 | -66,51 | 8 332 | 10 759 | 29,13 |
| ECUADOR | 6 351 | 19 043 | 199,84 | 25 653 | 56 117 | 118,75 |
| PERU | 24 608 | 39 052 | 58,70 | 25 411 | 80 507 | 216,82 |
| GUYANA | 1 772 | 0 | -100,00 | 1 787 | 0 | -100,00 |
| TRINIDAD AND TOBAGO | 478 | 17 101 | 3 477,62 | 3 547 | 60 535 | 1 606,65 |
| BAHAMAS | 25 035 | 37 939 | 51,54 | 126 793 | 144 161 | 13,70 |
| JAMAICA | 67 479 | 76 163 | 12,87 | 266 658 | 488 842 | 83,32 |
| PUERTO RICO | 78 640 | 45 718 | -41,86 | 225 775 | 133 644 | -40,81 |
| DOMINICAN REPUBLIC | 165 293 | 66 347 | -59,86 | 389 272 | 259 547 | -33,33 |
| COSTA RICA | 20 443 | 102 224 | 400,04 | 133 048 | 124 459 | -6,46 |
| HAITI | 0 | 1 187 | - | 0 | 4 973 | - |
| BARBADOS | 1 002 | 1 175 | 17,27 | 918 | 7 536 | 720,92 |
| ANTIGUA AND BARBUDA | 475 | 17 131 | 3 506,53 | 2 218 | 69 116 | 3 016,14 |
| ANGUILLA | 650 | 11 425 | 1 657,69 | 4 496 | 88 256 | 1 862,99 |

TABEL 5. PERKEMBANGAN EKSPOR INDONESIA MENURUT KOMODITI DAN NEGARA TUJUAN

| JENIS BARANG | BERAT BERSIH (KG) | | PERUB | NILAI FOB (US \$) | | PERUB |
|--------------------------|-------------------|-------------------|---------------|----------------------|----------------------|-------------|
| | JAN-SEP 2012 | JAN-SEP 2013 | % | JAN-SEP 2012 | JAN-SEP 2013 | % |
| (1) | (2) | (3) | (4) | (5) | (6) | (7) |
| ARUBA | 5 560 | 10 409 | 87,21 | 13 107 | 22 488 | 71,57 |
| BERMUDA | 6 294 | 2 022 | -67,87 | 64 792 | 17 687 | -72,70 |
| CAPE VERDE | 809 | 60 | -92,58 | 160 | 1 332 | 732,50 |
| CAYMAN ISLANDS | 580 | 3 205 | 452,59 | 2 888 | 7 284 | 152,22 |
| FRENCH GUIANA | 16 245 | 24 157 | 48,70 | 30 983 | 54 444 | 75,72 |
| FRENCH POLYNESIA | 239 511 | 311 937 | 30,24 | 390 976 | 547 795 | 40,11 |
| GRENADA | 16 623 | 130 816 | 686,96 | 28 193 | 730 794 | 2 492,11 |
| MARTINIQUE | 88 579 | 58 354 | -34,12 | 208 564 | 123 997 | -40,55 |
| NETHERLANDS ANTILLES | 132 164 | 67 687 | -48,79 | 558 913 | 434 465 | -22,27 |
| SAINT LUCIA | 4 500 | 4 365 | -3,00 | 21 488 | 6 706 | -68,79 |
| TURKS AND CAICOS ISLANDS | 78 | 2 973 | 3 711,54 | 3 736 | 3 256 | -12,85 |
| GUADELOUPE | 112 329 | 171 337 | 52,53 | 247 567 | 437 352 | 76,66 |
| SAINT KITTS AND NEVIS | 3 267 | 5 101 | 56,14 | 23 973 | 48 567 | 102,59 |
| UNITED KINGDOM | 19 887 516 | 26 038 387 | 30,93 | 53 843 534 | 64 066 205 | 18,99 |
| NETHERLANDS | 30 927 800 | 25 224 158 | -18,44 | 60 030 618 | 47 840 651 | -20,31 |
| FRANCE | 7 424 481 | 5 913 632 | -20,35 | 17 441 390 | 14 104 590 | -19,13 |
| GERMANY, FED. REP. OF | 28 155 758 | 25 822 941 | -8,29 | 57 254 352 | 47 888 519 | -16,36 |
| AUSTRIA | 103 640 | 34 388 | -66,82 | 644 138 | 122 608 | -80,97 |
| BELGIUM | 11 297 838 | 8 223 560 | -27,21 | 16 570 606 | 13 474 506 | -18,68 |
| SWITZERLAND | 159 680 | 221 473 | 38,70 | 682 794 | 779 402 | 14,15 |
| LUXEMBOURG | 90 | 380 | 322,22 | 1 361 | 1 950 | 43,28 |
| MONACO | 120 | 14 850 | 12 275,00 | 1 682 | 48 383 | 2 776,52 |
| DENMARK | 1 822 843 | 2 237 284 | 22,74 | 3 633 145 | 4 294 113 | 18,19 |
| NORWAY | 667 136 | 326 031 | -51,13 | 1 783 931 | 1 071 491 | -39,94 |
| SWEDEN | 937 654 | 800 343 | -14,64 | 2 912 423 | 2 881 357 | -1,07 |
| FINLAND | 164 936 | 117 786 | -28,59 | 1 064 360 | 723 307 | -32,04 |
| IRELAND | 410 979 | 393 008 | -4,37 | 943 149 | 933 755 | -1,00 |
| ITALY | 5 295 353 | 3 303 255 | -37,62 | 15 931 178 | 9 896 227 | -37,88 |
| SPAIN | 2 028 809 | 1 500 536 | -26,04 | 6 393 614 | 4 743 188 | -25,81 |
| PORTUGAL | 218 958 | 96 746 | -55,82 | 495 933 | 283 437 | -42,85 |
| ICELAND | 0 | 18 821 | - | 0 | 33 642 | - |
| GREECE | 238 421 | 232 735 | -2,38 | 668 957 | 614 358 | -8,16 |
| HUNGARY | 16 390 | 36 668 | 123,72 | 61 706 | 70 061 | 13,54 |
| POLAND | 2 835 481 | 3 117 726 | 9,95 | 5 111 137 | 5 028 324 | -1,62 |
| ROMANIA | 25 366 | 96 694 | 281,20 | 49 293 | 206 508 | 318,94 |
| BULGARIA | 141 108 | 15 310 | -89,15 | 301 252 | 47 928 | -84,09 |
| ALBANIA | 30 938 | 5 654 | -81,72 | 77 561 | 6 170 | -92,04 |
| ARMENIA | 59 467 | 56 911 | -4,30 | 97 105 | 159 291 | 64,04 |
| AZERBAIJAN | 667 462 | 786 005 | 17,76 | 1 814 559 | 2 093 773 | 15,39 |
| BELARUS | 2 551 | 632 | -75,23 | 18 783 | 3 888 | -79,30 |
| KAZAKHSTAN | 76 130 | 103 415 | 35,84 | 151 836 | 245 123 | 61,44 |
| UKRAINE | 429 653 | 395 818 | -7,87 | 766 114 | 794 795 | 3,74 |
| UZBEKISTAN | 685 | 0 | -100,00 | 3 285 | 0 | -100,00 |
| LITHUANIA | 276 218 | 154 652 | -44,01 | 289 608 | 174 199 | -39,85 |
| LATVIA | 85 709 | 85 939 | 0,27 | 190 888 | 268 773 | 40,80 |
| ESTONIA | 137 842 | 125 443 | -9,00 | 294 855 | 298 307 | 1,17 |
| GEORGIA | 22 529 | 2 632 | -88,32 | 43 501 | 24 525 | -43,62 |
| CROATIA | 154 492 | 110 841 | -28,25 | 481 979 | 272 831 | -43,39 |
| MALTA | 29 109 | 32 628 | 12,09 | 39 675 | 59 556 | 50,11 |
| SLOVAKIA | 19 272 | 22 050 | 14,41 | 64 473 | 70 962 | 10,06 |
| SLOVENIA | 138 132 | 77 198 | -44,11 | 331 160 | 158 396 | -52,17 |
| CZECH REPUBLIC | 443 613 | 446 358 | 0,62 | 1 689 925 | 1 059 784 | -37,29 |
| RUSSIA FEDERATION | 1 394 640 | 1 267 565 | -9,11 | 3 048 685 | 3 675 249 | 20,55 |
| SERBIA | 1 850 | 8 300 | 348,65 | 19 107 | 35 008 | 83,22 |
| MONTENEGRO | 225 | 2 121 | 842,67 | 783 | 56 473 | 7 112,39 |
| -TIMAH | 88 603 017 | 73 359 111 | -17,20 | 1 550 998 460 | 1 592 079 707 | 2,65 |
| JAPAN | 4 913 113 | 5 159 469 | 5,01 | 99 795 075 | 110 926 818 | 11,15 |
| HONG KONG | 324 004 | 0 | -100,00 | 4 462 849 | 0 | -100,00 |
| KOREA, REPUBLIC OF | 2 399 691 | 3 290 756 | 37,13 | 48 611 562 | 71 714 536 | 47,53 |
| TAIWAN | 1 352 247 | 1 071 684 | -20,75 | 28 230 924 | 20 559 724 | -27,17 |
| CHINA | 2 969 379 | 1 945 501 | -34,48 | 53 762 423 | 43 420 332 | -19,24 |
| PAPUA NEW GUINEA | 118 317 | 0 | -100,00 | 87 558 | 0 | -100,00 |
| THAILAND | 294 179 | 2 422 497 | 723,48 | 5 795 192 | 52 170 998 | 800,25 |
| SINGAPORE | 57 168 568 | 42 858 774 | -25,03 | 923 994 227 | 931 442 202 | 0,81 |
| PHILIPPINES | 236 817 | 319 509 | 34,92 | 5 340 322 | 6 792 954 | 27,20 |
| MALAYSIA | 8 754 471 | 8 028 770 | -8,29 | 175 879 491 | 177 015 272 | 0,65 |
| VIET NAM | 0 | 5 | - | 0 | 220 | - |
| INDIA | 739 149 | 465 527 | -37,02 | 14 273 925 | 10 268 689 | -28,06 |
| TURKEY | 125 955 | 25 232 | -79,97 | 2 518 658 | 542 477 | -78,46 |
| EGYPT | 740 | 0 | -100,00 | 3 916 | 0 | -100,00 |
| GHANA | 60 | 0 | -100,00 | 463 | 0 | -100,00 |
| CAMEROON | 284 | 0 | -100,00 | 154 | 0 | -100,00 |
| SWAZILAND | 0 | 25 009 | - | 0 | 570 196 | - |
| SOUTH AFRICA | 100 501 | 25 070 | -75,05 | 1 861 660 | 493 744 | -73,48 |
| AUSTRALIA | 150 887 | 6 883 | -95,44 | 2 429 881 | 24 383 | -99,00 |
| EAST TIMOR | 205 | 842 | 310,73 | 52 | 1 031 | 1 882,69 |

TABEL 5. PERKEMBANGAN EKSPOR INDONESIA MENURUT KOMODITI DAN NEGARA TUJUAN

| JENIS BARANG | BERAT BERSIH (KG) | | PERUB | NILAI FOB (US \$) | | PERUB |
|----------------------------|--------------------|--------------------|--------------|--------------------|--------------------|--------------|
| | JAN-SEP 2012 | JAN-SEP 2013 | % | JAN-SEP 2012 | JAN-SEP 2013 | % |
| (1) | (2) | (3) | (4) | (5) | (6) | (7) |
| UNITED STATES | 1 677 196 | 1 525 062 | -9,07 | 34 199 652 | 32 998 463 | -3,51 |
| CANADA | 35 684 | 9 456 | -73,50 | 723 675 | 216 822 | -70,04 |
| CHILE | 0 | 25 248 | - | 0 | 542 832 | - |
| BRAZIL | 105 | 20 | -80,95 | 2 827 | 748 | -73,54 |
| UNITED KINGDOM | 327 423 | 0 | -100,00 | 6 778 383 | 0 | -100,00 |
| NETHERLANDS | 4 046 717 | 4 504 338 | 11,31 | 82 699 066 | 97 611 281 | 18,03 |
| GERMANY, FED. REP. OF | 1 308 752 | 25 283 | -98,07 | 27 023 453 | 486 698 | -98,20 |
| BELGIUM | 53 668 | 86 007 | 60,26 | 929 219 | 1 752 217 | 88,57 |
| SWITZERLAND | 173 691 | 99 788 | -42,55 | 3 768 023 | 2 151 729 | -42,90 |
| ITALY | 595 214 | 1 438 381 | 141,66 | 12 685 480 | 30 375 341 | 139,45 |
| SPAIN | 735 000 | 0 | -100,00 | 15 122 000 | 0 | -100,00 |
| RUSSIA FEDERATION | 1 000 | 0 | -100,00 | 18 350 | 0 | -100,00 |
| -ALUMINIUM | 233 474 114 | 220 101 707 | -5,73 | 594 402 220 | 536 738 869 | -9,70 |
| JAPAN | 116 898 265 | 117 315 436 | 0,36 | 240 612 661 | 227 312 549 | -5,53 |
| HONG KONG | 394 519 | 296 718 | -24,79 | 1 294 306 | 671 298 | -48,13 |
| KOREA, REPUBLIC OF | 10 209 615 | 9 634 817 | -5,63 | 17 939 544 | 17 095 062 | -4,71 |
| TAIWAN | 2 834 864 | 3 259 493 | 14,98 | 11 557 276 | 13 403 929 | 15,98 |
| CHINA | 3 085 774 | 3 093 014 | 0,23 | 4 027 446 | 2 690 194 | -33,20 |
| MONGOLIA | 2 239 | 0 | -100,00 | 31 739 | 0 | -100,00 |
| PAPUA NEW GUINEA | 1 037 638 | 938 001 | -9,60 | 3 662 883 | 4 135 921 | 12,91 |
| THAILAND | 7 113 972 | 8 524 525 | 19,83 | 26 423 833 | 29 111 247 | 10,17 |
| SINGAPORE | 3 745 674 | 3 914 085 | 4,50 | 16 160 011 | 14 822 220 | -8,28 |
| PHILIPPINES | 4 355 251 | 4 530 506 | 4,02 | 12 557 784 | 13 578 750 | 8,13 |
| MALAYSIA | 7 460 712 | 6 350 615 | -14,88 | 25 648 567 | 21 180 828 | -17,42 |
| MYANMAR | 401 987 | 386 104 | -3,95 | 1 420 861 | 1 661 723 | 16,95 |
| CAMBODIA | 33 685 | 27 580 | -18,12 | 307 076 | 128 604 | -58,12 |
| BRUNEI DARUSSALAM | 260 423 | 330 423 | 26,88 | 875 272 | 1 092 538 | 24,82 |
| LAO PEOPLE'S DEM. REP. | 0 | 190 | - | 0 | 665 | - |
| BHUTAN | 82 306 | 0 | -100,00 | 242 643 | 0 | -100,00 |
| VIET NAM | 677 459 | 794 067 | 17,21 | 3 081 603 | 4 039 424 | 31,08 |
| MALDIVES | 349 | 5 213 | 1 393,70 | 4 549 | 35 255 | 675,01 |
| INDIA | 868 887 | 700 167 | -19,42 | 3 839 584 | 2 880 321 | -24,98 |
| PAKISTAN | 163 696 | 70 570 | -56,89 | 750 545 | 309 513 | -58,76 |
| BANGLADESH | 317 769 | 426 468 | 34,21 | 1 136 901 | 1 425 432 | 25,38 |
| SRI LANKA | 110 269 | 18 550 | -83,18 | 377 842 | 73 357 | -80,59 |
| IRAQ | 0 | 80 460 | - | 0 | 215 602 | - |
| IRAN (ISLAMIC REPUBLIC OF) | 74 491 | 24 000 | -67,78 | 246 932 | 76 235 | -69,13 |
| SAUDI ARABIA | 59 866 | 163 463 | 173,05 | 308 768 | 857 337 | 177,66 |
| ISRAEL | 120 | 0 | -100,00 | 60 642 | 0 | -100,00 |
| KUWAIT | 5 700 | 5 330 | -6,49 | 22 871 | 40 857 | 78,64 |
| JORDAN | 1 908 | 6 882 | 260,69 | 6 628 | 71 969 | 985,83 |
| LEBANON | 9 258 | 0 | -100,00 | 49 599 | 0 | -100,00 |
| YEMEN | 49 480 | 2 346 | -95,26 | 178 249 | 12 832 | -92,80 |
| OMAN | 211 520 | 92 010 | -56,50 | 740 822 | 573 540 | -22,58 |
| TURKEY | 65 386 | 169 469 | 159,18 | 277 113 | 658 798 | 137,74 |
| UNITED ARAB EMIRATES | 337 726 | 343 644 | 1,75 | 2 509 455 | 2 475 653 | -1,35 |
| QATAR | 1 992 | 0 | -100,00 | 6 710 | 0 | -100,00 |
| BAHRAIN | 1 | 0 | -100,00 | 72 | 0 | -100,00 |
| CYPRUS | 500 | 0 | -100,00 | 158 | 0 | -100,00 |
| EGYPT | 3 755 | 26 975 | 618,38 | 28 643 | 216 805 | 656,92 |
| MOROCCO | 11 | 1 249 | 11 254,55 | 424 | 17 245 | 3 967,22 |
| TANZANIA, UNITED REP. OF | 5 286 | 12 800 | 142,15 | 112 538 | 9 814 | -91,28 |
| MADAGASCAR | 25 | 22 | -12,00 | 40 | 37 | -7,50 |
| REUNION | 32 725 | 53 867 | 64,61 | 100 125 | 232 084 | 131,79 |
| MOZAMBIQUE | 60 | 19 | -68,33 | 112 | 42 | -62,50 |
| TOGO | 35 | 75 | 114,29 | 39 | 140 | 258,97 |
| GHANA | 30 053 | 150 | -99,50 | 25 003 | 100 | -99,60 |
| LIBERIA | 0 | 7 619 | - | 0 | 33 951 | - |
| GUINEA | 1 | 0 | -100,00 | 1 232 | 0 | -100,00 |
| ANGOLA | 150 | 504 | 236,00 | 256 | 3 749 | 1 364,45 |
| CONGO | 159 261 | 98 726 | -38,01 | 389 088 | 287 473 | -26,12 |
| CAMEROON | 25 | 3 590 | 14 260,00 | 21 | 1 627 | 7 647,62 |
| NIGERIA | 79 841 | 334 475 | 318,93 | 706 469 | 3 525 415 | 399,02 |
| GABON | 5 201 | 5 | -99,90 | 15 196 | 9 | -99,94 |
| COTE D'IVOIRE | 29 757 | 0 | -100,00 | 230 879 | 0 | -100,00 |
| SENEGAL | 11 095 | 19 773 | 78,22 | 77 621 | 143 413 | 84,76 |
| BURKINA FASO | 0 | 89 796 | - | 0 | 269 217 | - |
| U.S. VIRGIN ISLANDS | 0 | 800 | - | 0 | 1 530 | - |
| SEYCHELLES | 21 | 0 | -100,00 | 140 | 0 | -100,00 |
| SOUTH AFRICA | 166 690 | 226 546 | 35,91 | 1 119 413 | 1 226 167 | 9,54 |
| ZIMBABWE | 0 | 142 | - | 0 | 384 | - |
| BURUNDI | 0 | 701 | - | 0 | 1 840 | - |
| MAURITIUS | 584 073 | 520 204 | -10,94 | 1 930 847 | 2 213 157 | 14,62 |
| VIRGIN ISLANDS (BRITISH) | 0 | 100 | - | 0 | 168 | - |
| AUSTRALIA | 4 757 824 | 6 209 714 | 30,52 | 17 427 213 | 21 136 598 | 21,29 |
| NEW ZEALAND | 492 766 | 649 388 | 31,78 | 1 668 787 | 1 982 313 | 18,79 |

TABEL 5. PERKEMBANGAN EKSPOR INDONESIA MENURUT KOMODITI DAN NEGARA TUJUAN

| JENIS BARANG | BERAT BERSIH (KG) | | PERUB | NILAI FOB (US \$) | | PERUB |
|-----------------------|-------------------|-------------------|--------------|--------------------|--------------------|--------------|
| | JAN-SEP 2012 | JAN-SEP 2013 | % | JAN-SEP 2012 | JAN-SEP 2013 | % |
| (1) | (2) | (3) | (4) | (5) | (6) | (7) |
| GUAM | 350 | 0 | -100,00 | 162 | 0 | -100,00 |
| NEW CALEDONIA | 320 753 | 282 065 | -12,06 | 1 148 477 | 1 425 145 | 24,09 |
| VANUATU | 6 | 2 413 | 40 116,67 | 9 | 8 263 | 91 711,11 |
| COOK ISLANDS | 0 | 5 | - | 0 | 35 | - |
| FIJI | 80 769 | 89 356 | 10,63 | 237 252 | 264 823 | 11,62 |
| SOLOMON ISLANDS | 454 908 | 273 045 | -39,98 | 1 451 640 | 1 143 078 | -21,26 |
| TONGA | 44 | 0 | -100,00 | 313 | 0 | -100,00 |
| EAST TIMOR | 791 633 | 854 033 | 7,88 | 3 040 646 | 1 480 831 | -51,30 |
| UNITED STATES | 60 261 412 | 45 733 349 | -24,11 | 171 091 911 | 126 357 654 | -26,15 |
| CANADA | 2 218 272 | 830 341 | -62,57 | 7 221 520 | 2 895 171 | -59,91 |
| MEXICO | 105 843 | 13 | -99,99 | 269 211 | 301 | -99,89 |
| GUATEMALA | 1 588 | 0 | -100,00 | 13 795 | 0 | -100,00 |
| PANAMA | 51 | 0 | -100,00 | 294 | 0 | -100,00 |
| SURINAME | 200 | 30 924 | 15 362,00 | 1 113 | 68 019 | 6 011,32 |
| CHILE | 3 607 | 373 339 | 10 250,40 | 17 648 | 1 123 587 | 6 266,65 |
| VENEZUELA | 3 619 | 10 | -99,72 | 34 302 | 7 | -99,98 |
| ARGENTINA | 4 764 | 70 | -98,53 | 36 740 | 227 | -99,38 |
| BRAZIL | 412 630 | 328 364 | -20,42 | 2 167 571 | 1 741 128 | -19,67 |
| COLOMBIA | 96 | 0 | -100,00 | 8 087 | 0 | -100,00 |
| BOLIVIA | 0 | 2 771 | - | 0 | 31 138 | - |
| URUGUAY | 1 684 | 0 | -100,00 | 1 669 | 0 | -100,00 |
| PARAGUAY | 70 | 0 | -100,00 | 4 444 | 0 | -100,00 |
| ECUADOR | 0 | 120 | - | 0 | 918 | - |
| PERU | 73 | 120 | 64,38 | 215 | 335 | 55,81 |
| JAMAICA | 0 | 425 | - | 0 | 1 624 | - |
| PUERTO RICO | 72 074 | 34 374 | -52,31 | 247 990 | 109 244 | -55,95 |
| DOMINICAN REPUBLIC | 0 | 324 | - | 0 | 789 | - |
| COSTA RICA | 300 | 0 | -100,00 | 1 503 | 0 | -100,00 |
| ANTIGUA AND BARBUDA | 188 | 230 | 22,34 | 3 607 | 1 315 | -63,54 |
| FRENCH POLYNESIA | 25 193 | 25 | -99,90 | 60 031 | 45 | -99,93 |
| MARTINIQUE | 0 | 45 | - | 0 | 78 | - |
| NETHERLANDS ANTILLES | 130 | 18 | -86,15 | 617 | 71 | -88,49 |
| GUADELOUPE | 283 | 431 | 52,30 | 582 | 6 642 | 1 041,24 |
| UNITED KINGDOM | 371 027 | 474 378 | 27,86 | 2 323 543 | 2 937 382 | 26,42 |
| NETHERLANDS | 10 626 | 6 013 | -43,41 | 42 851 | 15 772 | -63,19 |
| FRANCE | 245 609 | 250 878 | 2,15 | 1 851 548 | 1 621 022 | -12,45 |
| GERMANY, FED. REP. OF | 378 670 | 387 874 | 2,43 | 1 043 651 | 1 423 413 | 36,39 |
| AUSTRIA | 312 | 156 | -50,00 | 924 | 437 | -52,71 |
| BELGIUM | 32 319 | 37 879 | 17,20 | 191 038 | 210 853 | 10,37 |
| SWITZERLAND | 944 | 105 | -88,88 | 4 612 | 115 | -97,51 |
| DENMARK | 66 731 | 80 | -99,88 | 213 595 | 80 | -99,96 |
| NORWAY | 15 868 | 792 | -95,01 | 58 875 | 1 762 | -97,01 |
| SWEDEN | 1 576 | 9 925 | 529,76 | 3 877 | 53 883 | 1 289,81 |
| FINLAND | 1 079 | 325 | -69,88 | 4 896 | 322 | -93,42 |
| IRELAND | 0 | 226 | - | 0 | 637 | - |
| ITALY | 275 123 | 158 790 | -42,28 | 993 470 | 600 700 | -39,54 |
| SPAIN | 37 376 | 143 024 | 282,66 | 130 421 | 1 048 019 | 703,57 |
| PORTUGAL | 75 | 1 | -98,67 | 3 844 | 1 | -99,97 |
| GREECE | 2 640 | 5 295 | 100,57 | 30 379 | 60 718 | 99,87 |
| HUNGARY | 731 | 108 | -85,23 | 3 172 | 447 | -85,91 |
| POLAND | 17 013 | 4 | -99,98 | 87 557 | 15 | -99,98 |
| ROMANIA | 4 417 | 0 | -100,00 | 29 606 | 0 | -100,00 |
| BULGARIA | 2 955 | 1 789 | -39,46 | 18 103 | 14 568 | -19,53 |
| KAZAKHSTAN | 1 393 | 0 | -100,00 | 9 197 | 0 | -100,00 |
| UKRAINE | 12 433 | 4 671 | -62,43 | 84 788 | 28 427 | -66,47 |
| GEORGIA | 0 | 50 | - | 0 | 180 | - |
| MALTA | 0 | 1 826 | - | 0 | 7 313 | - |
| SLOVENIA | 470 | 0 | -100,00 | 1 647 | 0 | -100,00 |
| CZECH REPUBLIC | 8 | 1 037 | 12 862,50 | 17 | 3 299 | 19 305,88 |
| RUSSIA FEDERATION | 2 223 | 18 885 | 749,53 | 14 229 | 114 105 | 701,92 |
| -NIKEL | 56 271 341 | 73 690 466 | 30,96 | 603 296 256 | 737 056 169 | 22,17 |
| JAPAN | 56 117 974 | 73 605 271 | 31,16 | 599 967 996 | 727 144 067 | 21,20 |
| HONG KONG | 1 119 | 438 | -60,86 | 11 062 | 4 649 | -57,97 |
| KOREA, REPUBLIC OF | 15 304 | 0 | -100,00 | 71 164 | 0 | -100,00 |
| TAIWAN | 15 | 0 | -100,00 | 7 | 0 | -100,00 |
| CHINA | 774 | 4 150 | 436,18 | 24 589 | 147 335 | 499,19 |
| PAPUA NEW GUINEA | 3 | 14 | 366,67 | 5 | 47 | 840,00 |
| THAILAND | 0 | 8 275 | - | 0 | 674 709 | - |
| SINGAPORE | 15 842 | 25 928 | 63,67 | 1 860 533 | 4 039 830 | 117,13 |
| MALAYSIA | 25 103 | 1 157 | -95,39 | 191 796 | 102 879 | -46,36 |
| VIET NAM | 1 | 0 | -100,00 | 104 | 0 | -100,00 |
| INDIA | 0 | 925 | - | 0 | 107 293 | - |
| ISRAEL | 132 | 0 | -100,00 | 78 512 | 0 | -100,00 |
| UNITED ARAB EMIRATES | 0 | 138 | - | 0 | 1 904 | - |
| QATAR | 0 | 185 | - | 0 | 43 676 | - |
| SOUTH AFRICA | 40 | 0 | -100,00 | 250 | 0 | -100,00 |

TABEL 5. PERKEMBANGAN EKSPOR INDONESIA MENURUT KOMODITI DAN NEGARA TUJUAN

| JENIS BARANG | BERAT BERSIH (KG) | | PERUB | NILAI FOB (US \$) | | PERUB |
|----------------------------|----------------------|--------------------|---------------|----------------------|----------------------|---------------|
| | JAN-SEP 2012 | JAN-SEP 2013 | % | JAN-SEP 2012 | JAN-SEP 2013 | % |
| (1) | (2) | (3) | (4) | (5) | (6) | (7) |
| EAST TIMOR | 17 634 | 7 795 | -55,80 | 10 823 | 3 562 | -67,09 |
| UNITED STATES | 150 | 8 268 | 5 412,00 | 120 202 | 4 089 886 | 3 302,51 |
| UNITED KINGDOM | 77 235 | 6 201 | -91,97 | 959 067 | 86 787 | -90,95 |
| NETHERLANDS | 11 | 125 | 1 036,36 | 5 | 12 881 | 257 520,00 |
| FRANCE | 4 | 21 462 | 536 450,00 | 141 | 528 622 | 374 809,22 |
| GERMANY, FED. REP. OF | 0 | 134 | - | 0 | 68 042 | - |
| -BESI/BAJA | 1 118 070 395 | 887 042 158 | -20,66 | 2 121 748 785 | 1 897 766 681 | -10,56 |
| JAPAN | 90 454 386 | 61 745 194 | -31,74 | 219 459 891 | 150 664 972 | -31,35 |
| HONG KONG | 1 014 144 | 1 840 542 | 81,49 | 3 675 157 | 5 007 854 | 36,26 |
| KOREA, REPUBLIC OF | 37 207 330 | 31 031 286 | -16,60 | 114 168 885 | 96 229 092 | -15,71 |
| TAIWAN | 10 653 288 | 31 660 019 | 197,19 | 17 043 874 | 32 582 784 | 91,17 |
| CHINA | 11 081 185 | 13 491 503 | 21,75 | 34 654 859 | 41 356 855 | 19,34 |
| MONGOLIA | 398 | 0 | -100,00 | 2 486 | 0 | -100,00 |
| PAPUA NEW GUINEA | 13 094 895 | 5 332 398 | -59,28 | 45 156 985 | 9 374 476 | -79,24 |
| THAILAND | 52 482 651 | 44 463 622 | -15,28 | 109 693 599 | 75 314 127 | -31,34 |
| SINGAPORE | 209 509 302 | 140 302 405 | -33,03 | 371 232 481 | 314 578 638 | -15,26 |
| PHILIPPINES | 7 830 192 | 5 317 053 | -32,10 | 14 504 438 | 11 637 775 | -19,76 |
| MALAYSIA | 101 863 071 | 64 020 261 | -37,15 | 110 698 662 | 158 775 389 | 43,43 |
| MYANMAR | 25 409 106 | 107 799 265 | 324,25 | 42 120 542 | 79 933 943 | 89,77 |
| CAMBODIA | 2 036 | 124 198 | 6 000,10 | 17 509 | 135 428 | 673,48 |
| BRUNEI DARUSSALAM | 2 487 596 | 1 903 379 | -23,49 | 7 016 264 | 6 064 284 | -13,57 |
| LAO PEOPLE'S DEM. REP. | 0 | 1 021 | - | 0 | 13 236 | - |
| NEPAL | 1 021 | 48 070 | 4 608,13 | 10 826 | 61 969 | 472,41 |
| BHUTAN | 130 | 0 | -100,00 | 2 240 | 0 | -100,00 |
| VIET NAM | 57 494 573 | 19 397 778 | -66,26 | 68 977 756 | 49 058 330 | -28,88 |
| MALDIVES | 31 872 | 93 082 | 192,05 | 123 030 | 181 661 | 47,66 |
| INDIA | 21 291 699 | 35 975 012 | 68,96 | 49 277 225 | 51 425 898 | 4,36 |
| PAKISTAN | 4 937 906 | 2 821 814 | -42,85 | 7 071 010 | 10 613 923 | 50,10 |
| BANGLADESH | 12 972 906 | 6 858 737 | -47,13 | 13 498 147 | 5 805 108 | -56,99 |
| SRI LANKA | 3 566 320 | 4 552 576 | 27,65 | 3 244 883 | 3 539 866 | 9,09 |
| AFGHANISTAN | 0 | 733 | - | 0 | 4 662 | - |
| IRAQ | 6 609 384 | 1 912 919 | -71,06 | 12 160 928 | 7 646 452 | -37,12 |
| IRAN (ISLAMIC REPUBLIC OF) | 1 712 292 | 1 372 280 | -19,86 | 5 083 899 | 3 864 587 | -23,98 |
| SAUDI ARABIA | 8 208 161 | 2 843 572 | -65,36 | 22 237 129 | 32 097 753 | 44,34 |
| ISRAEL | 30 384 | 16 764 | -44,83 | 111 144 | 152 094 | 36,84 |
| KUWAIT | 15 597 000 | 5 238 032 | -66,42 | 4 691 307 | 7 294 345 | 55,49 |
| JORDAN | 19 856 | 6 833 | -65,59 | 57 742 | 29 554 | -48,82 |
| LEBANON | 56 043 | 53 414 | -4,69 | 240 396 | 279 313 | 16,19 |
| YEMEN | 1 619 460 | 754 968 | -53,38 | 3 279 417 | 1 374 364 | -58,09 |
| OMAN | 646 474 | 3 644 570 | 463,76 | 1 502 522 | 6 611 749 | 340,04 |
| SYRIA ARAB REPUBLIC | 2 767 711 | 38 933 | -98,59 | 8 553 678 | 66 434 | -99,22 |
| TURKEY | 2 706 462 | 3 926 646 | 45,08 | 5 572 982 | 16 747 292 | 200,51 |
| UNITED ARAB EMIRATES | 11 159 870 | 4 463 639 | -60,00 | 20 960 554 | 30 135 764 | 43,77 |
| QATAR | 3 112 713 | 4 162 532 | 33,73 | 5 751 913 | 6 878 039 | 19,58 |
| BAHRAIN | 194 527 | 1 114 | -99,43 | 236 955 | 6 312 | -97,34 |
| CYPRUS | 99 537 | 0 | -100,00 | 127 668 | 0 | -100,00 |
| EGYPT | 3 606 564 | 5 040 774 | 39,77 | 4 659 804 | 8 101 081 | 73,85 |
| LIBYAN ARAB JAMAHIRIYA | 807 | 670 | -16,98 | 12 494 | 4 218 | -66,24 |
| MOROCCO | 5 119 971 | 22 393 | -99,56 | 8 871 893 | 55 028 | -99,38 |
| TUNISIA | 71 925 | 0 | -100,00 | 152 565 | 0 | -100,00 |
| ALGERIA | 226 470 | 48 813 | -78,45 | 467 289 | 87 033 | -81,37 |
| SUDAN | 12 597 | 261 | -97,93 | 17 391 | 28 597 | 64,44 |
| NAMIBIA | 0 | 177 | - | 0 | 2 172 | - |
| TANZANIA, UNITED REP. OF | 482 197 | 1 307 495 | 171,15 | 2 704 867 | 5 731 623 | 111,90 |
| MADAGASCAR | 336 109 | 932 | -99,72 | 319 039 | 3 469 | -98,91 |
| KENYA | 232 068 | 153 411 | -33,89 | 386 180 | 157 629 | -59,18 |
| REUNION | 8 290 | 8 455 | 1,99 | 27 946 | 30 475 | 9,05 |
| MOZAMBIQUE | 23 281 | 29 361 | 26,12 | 59 208 | 84 168 | 42,16 |
| BOTSWANA | 0 | 428 | - | 0 | 324 | - |
| EQUATORIAL GUINEA | 6 160 | 0 | -100,00 | 187 174 | 0 | -100,00 |
| TOGO | 6 592 | 27 020 | 309,89 | 5 419 | 16 706 | 208,29 |
| GHANA | 2 011 178 | 718 806 | -64,26 | 8 166 602 | 3 144 769 | -61,49 |
| LIBERIA | 19 958 | 69 058 | 246,02 | 43 329 | 85 376 | 97,04 |
| GUINEA | 357 480 | 11 982 | -96,65 | 1 372 033 | 6 194 | -99,55 |
| ANGOLA | 1 067 737 | 3 453 180 | 223,41 | 2 959 533 | 9 067 260 | 206,37 |
| CONGO | 9 853 | 1 002 823 | 10 077,84 | 18 268 | 3 860 485 | 21 032,50 |
| CAMEROON | 95 012 | 34 944 | -63,22 | 650 691 | 105 177 | -83,84 |
| NIGERIA | 1 260 814 | 1 077 155 | -14,57 | 2 886 249 | 3 295 990 | 14,20 |
| SIERRA LEONE | 2 235 403 | 0 | -100,00 | 5 413 134 | 0 | -100,00 |
| GABON | 152 450 | 115 260 | -24,39 | 889 467 | 360 069 | -59,52 |
| COTE D'IVOIRE | 183 366 | 150 267 | -18,05 | 879 805 | 573 475 | -34,82 |
| SENEGAL | 443 | 16 943 | 3 724,60 | 110 | 17 339 | 15 662,73 |
| MAURITANIA | 929 | 1 775 582 | 191 028,31 | 13 803 | 5 960 612 | 43 083,45 |
| MALI | 0 | 20 256 | - | 0 | 119 739 | - |
| BENIN | 9 076 | 63 850 | 603,50 | 29 037 | 186 731 | 543,08 |
| SEYCHELLES | 3 808 | 6 804 | 78,68 | 8 824 | 14 709 | 66,69 |

TABEL 5. PERKEMBANGAN EKSPOR INDONESIA MENURUT KOMODITI DAN NEGARA TUJUAN

| JENIS BARANG | BERAT BERSIH (KG) | | PERUB | NILAI FOB (US \$) | | PERUB |
|---------------------------|-------------------|--------------|------------|-------------------|--------------|------------|
| | JAN-SEP 2012 | JAN-SEP 2013 | % | JAN-SEP 2012 | JAN-SEP 2013 | % |
| | (1) | (2) | (3) | (4) | (5) | (6) |
| UGANDA | 17 075 | 31 188 | 82,65 | 158 931 | 148 572 | -6,52 |
| NIGER | 37 853 | 0 | -100,00 | 504 322 | 0 | -100,00 |
| DJIBOUTI | 20 196 | 22 633 | 12,07 | 277 094 | 33 176 | -88,03 |
| SOUTH AFRICA | 2 554 362 | 20 465 659 | 701,20 | 6 128 928 | 53 921 462 | 779,79 |
| ZIMBABWE | 0 | 352 | - | 0 | 303 | - |
| ZAMBIA | 10 611 | 0 | -100,00 | 39 312 | 0 | -100,00 |
| BURUNDI | 0 | 134 | - | 0 | 333 | - |
| MAURITIUS | 4 415 751 | 6 268 948 | 41,97 | 4 794 680 | 6 756 713 | 40,92 |
| VIRGIN ISLANDS (BRITISH) | 550 | 140 | -74,55 | 2 161 | 513 | -76,26 |
| AUSTRALIA | 144 732 084 | 105 377 465 | -27,19 | 210 059 130 | 211 370 547 | 0,62 |
| NEW ZEALAND | 7 826 867 | 8 593 739 | 9,80 | 7 925 222 | 9 682 324 | 22,17 |
| GUAM | 205 | 1 299 | 533,66 | 1 258 | 2 160 | 71,70 |
| PALAU | 5 | 38 | 660,00 | 11 | 1 114 | 10 027,27 |
| NEW CALEDONIA | 104 071 | 41 989 | -59,65 | 141 989 | 94 128 | -33,71 |
| VANUATU | 261 470 | 417 691 | 59,75 | 194 210 | 315 306 | 62,35 |
| WALLIS AND FUTUNA ISLANDS | 824 | 450 | -45,39 | 3 011 | 150 | -95,02 |
| AMERICAN SAMOA | 159 627 | 79 798 | -50,01 | 116 955 | 53 597 | -54,17 |
| COOK ISLANDS | 429 | 873 | 103,50 | 2 801 | 3 687 | 31,63 |
| FIJI | 118 998 | 289 649 | 143,41 | 169 044 | 247 407 | 46,36 |
| KIRIBATI | 0 | 120 | - | 0 | 534 | - |
| SAMOA | 79 630 | 130 731 | 64,17 | 57 772 | 86 251 | 49,30 |
| SOLOMON ISLANDS | 147 441 | 273 514 | 85,51 | 120 608 | 187 826 | 55,73 |
| TONGA | 85 | 53 187 | 62 472,94 | 485 | 35 788 | 7 278,97 |
| EAST TIMOR | 16 312 164 | 15 088 424 | -7,50 | 16 469 817 | 13 345 656 | -18,97 |
| UNITED STATES | 74 204 433 | 25 742 645 | -65,31 | 156 709 456 | 82 549 331 | -47,32 |
| CANADA | 14 002 751 | 8 140 815 | -41,86 | 14 999 783 | 19 857 797 | 32,39 |
| MEXICO | 6 479 833 | 1 292 012 | -80,06 | 9 576 757 | 3 349 913 | -65,02 |
| GUATEMALA | 142 432 | 38 273 | -73,13 | 366 651 | 135 669 | -63,00 |
| HONDURAS | 0 | 18 | - | 0 | 140 | - |
| PANAMA | 262 | 405 | 54,58 | 4 521 | 9 413 | 108,21 |
| SURINAME | 498 | 20 496 | 4 015,66 | 286 | 96 446 | 33 622,38 |
| CHILE | 151 553 | 5 062 | -96,66 | 308 423 | 18 188 | -94,10 |
| VENEZUELA | 722 | 1 092 375 | 151 198,48 | 2 326 | 7 962 132 | 342 210,06 |
| ARGENTINA | 24 690 | 191 612 | 676,07 | 438 493 | 519 416 | 18,45 |
| BRAZIL | 5 927 928 | 5 076 897 | -14,36 | 17 963 525 | 10 730 816 | -40,26 |
| COLOMBIA | 5 991 815 | 813 092 | -86,43 | 9 032 065 | 2 557 160 | -71,69 |
| URUGUAY | 3 454 | 4 268 445 | 123 479,76 | 42 492 | 6 022 392 | 14 073,00 |
| PARAGUAY | 64 893 | 20 210 | -68,86 | 144 869 | 35 909 | -75,21 |
| ECUADOR | 14 139 843 | 346 028 | -97,55 | 21 247 333 | 716 300 | -96,63 |
| PERU | 4 034 909 | 1 971 517 | -51,14 | 6 138 815 | 3 129 975 | -49,01 |
| TRINIDAD AND TOBAGO | 9 000 | 6 359 | -29,34 | 19 080 | 12 718 | -33,34 |
| JAMAICA | 761 | 335 | -55,98 | 854 | 905 | 5,97 |
| PUERTO RICO | 2 | 3 080 | 153 900,00 | 152 | 4 755 | 3 028,29 |
| DOMINICAN REPUBLIC | 870 | 1 849 | 112,53 | 3 301 | 10 619 | 221,69 |
| COSTA RICA | 16 220 | 309 599 | 1 808,75 | 77 570 | 446 924 | 476,16 |
| HAITI | 0 | 2 480 | - | 0 | 10 568 | - |
| BARBADOS | 168 | 140 | -16,67 | 298 | 429 | 43,96 |
| ANTIGUA AND BARBUDA | 305 | 478 | 56,72 | 2 091 | 3 721 | 77,95 |
| ANGUILLA | 250 | 0 | -100,00 | 652 | 0 | -100,00 |
| BERMUDA | 877 | 702 | -19,95 | 2 366 | 2 150 | -9,13 |
| CAPE VERDE | 1 214 | 0 | -100,00 | 1 962 | 0 | -100,00 |
| FRENCH GUIANA | 293 | 0 | -100,00 | 246 | 0 | -100,00 |
| FRENCH POLYNESIA | 7 757 | 14 126 | 82,11 | 13 580 | 25 608 | 88,57 |
| GRENADA | 9 | 0 | -100,00 | 270 | 0 | -100,00 |
| MARTINIQUE | 3 469 | 1 721 | -50,39 | 8 412 | 1 410 | -83,24 |
| NETHERLANDS ANTILLES | 897 | 420 | -53,18 | 6 977 | 1 090 | -84,38 |
| TURKS AND CAICOS ISLANDS | 0 | 800 | - | 0 | 5 616 | - |
| GUADELOUPE | 3 418 | 4 104 | 20,07 | 10 530 | 20 190 | 91,74 |
| SAINT KITTS AND NEVIS | 50 | 0 | -100,00 | 502 | 0 | -100,00 |
| UNITED KINGDOM | 2 522 329 | 5 633 585 | 123,35 | 9 021 918 | 13 497 735 | 49,61 |
| NETHERLANDS | 51 123 962 | 32 230 423 | -36,96 | 177 117 106 | 117 250 069 | -33,80 |
| FRANCE | 387 768 | 1 718 860 | 343,27 | 2 569 874 | 6 111 858 | 137,83 |
| GERMANY, FED. REP. OF | 6 221 702 | 4 043 785 | -35,01 | 22 064 322 | 15 454 015 | -29,96 |
| AUSTRIA | 83 140 | 19 544 | -76,49 | 558 135 | 90 843 | -83,72 |
| BELGIUM | 4 160 642 | 1 745 580 | -58,05 | 18 437 483 | 10 610 270 | -42,45 |
| SWITZERLAND | 318 703 | 149 752 | -53,01 | 927 373 | 546 193 | -41,10 |
| LUXEMBOURG | 5 | 0 | -100,00 | 111 | 0 | -100,00 |
| DENMARK | 687 977 | 876 216 | 27,36 | 1 471 650 | 7 593 385 | 415,98 |
| NORWAY | 1 383 696 | 874 042 | -36,83 | 5 695 190 | 5 788 927 | 1,65 |
| SWEDEN | 718 209 | 484 466 | -32,55 | 1 921 403 | 1 795 836 | -6,54 |
| FINLAND | 179 674 | 89 131 | -50,39 | 688 714 | 533 254 | -22,57 |
| IRELAND | 10 026 | 25 338 | 152,72 | 18 590 | 65 866 | 254,31 |
| ITALY | 3 087 816 | 1 994 686 | -35,40 | 9 386 831 | 8 313 921 | -11,43 |
| SPAIN | 2 067 036 | 3 913 961 | 89,35 | 4 253 611 | 6 944 430 | 63,26 |
| PORTUGAL | 591 846 | 1 253 249 | 111,75 | 1 063 734 | 3 095 561 | 191,01 |
| GREECE | 19 083 | 14 948 | -21,67 | 71 064 | 53 044 | -25,36 |
| ANDORRA | 0 | 3 663 | - | 0 | 2 136 | - |

TABEL 5. PERKEMBANGAN EKSPOR INDONESIA MENURUT KOMODITI DAN NEGARA TUJUAN

| JENIS BARANG | BERAT BERSIH (KG) | | PERUB % | NILAI FOB (US \$) | | PERUB % |
|-------------------------------|--------------------|--------------------|-------------|----------------------|----------------------|--------------|
| | JAN-SEP 2012 | JAN-SEP 2013 | | JAN-SEP 2012 | JAN-SEP 2013 | |
| (1) | (2) | (3) | (4) | (5) | (6) | (7) |
| THE DEMOCRATIC REPUBLIC OF TH | 27 000 | 27 000 | 0,00 | 32 400 | 32 265 | -0,42 |
| HUNGARY | 39 845 | 5 590 | -85,97 | 85 081 | 17 088 | -79,92 |
| POLAND | 1 893 631 | 300 736 | -84,12 | 4 753 170 | 618 811 | -86,98 |
| ROMANIA | 157 480 | 0 | -100,00 | 310 010 | 0 | -100,00 |
| AZERBAIJAN | 48 630 | 0 | -100,00 | 390 446 | 0 | -100,00 |
| BELARUS | 61 665 | 89 090 | 44,47 | 173 451 | 179 609 | 3,55 |
| KAZAKHSTAN | 6 | 303 | 4 950,00 | 252 | 14 520 | 5 661,90 |
| TURKMENISTAN | 896 000 | 4 | -100,00 | 3 473 000 | 30 | -100,00 |
| UKRAINE | 509 645 | 215 092 | -57,80 | 1 120 547 | 858 255 | -23,41 |
| LITHUANIA | 68 486 | 36 560 | -46,62 | 137 968 | 25 592 | -81,45 |
| LATVIA | 7 246 | 17 429 | 140,53 | 87 818 | 286 826 | 226,61 |
| ESTONIA | 114 378 | 68 904 | -39,76 | 207 560 | 196 260 | -5,44 |
| GEORGIA | 139 | 240 | 72,66 | 309 | 1 119 | 262,14 |
| CROATIA | 37 944 | 5 274 | -86,10 | 759 604 | 58 965 | -92,24 |
| MALTA | 1 150 | 41 617 | 3 518,87 | 597 | 99 386 | 16 547,57 |
| SLOVAKIA | 23 123 | 4 330 | -81,27 | 22 166 | 12 784 | -42,33 |
| SLOVENIA | 7 816 | 9 867 | 26,24 | 28 975 | 33 000 | 13,89 |
| CZECH REPUBLIC | 3 870 | 19 856 | 413,07 | 62 589 | 41 144 | -34,26 |
| RUSSIA FEDERATION | 3 126 209 | 2 251 392 | -27,98 | 7 121 822 | 6 372 668 | -10,52 |
| SERBIA | 225 | 200 | -11,11 | 395 | 875 | 121,52 |
| MONTENEGRO | 0 | 65 | - | 0 | 124 | - |
| -TEMBAGA | 169 765 977 | 182 084 253 | 7,26 | 1 349 857 067 | 1 308 459 987 | -3,07 |
| JAPAN | 4 933 530 | 5 342 469 | 8,29 | 48 211 846 | 36 082 174 | -25,16 |
| HONG KONG | 4 722 931 | 4 665 442 | -1,22 | 36 551 841 | 34 086 790 | -6,74 |
| KOREA, REPUBLIC OF | 9 285 808 | 9 455 354 | 1,83 | 62 707 798 | 59 748 067 | -4,72 |
| TAIWAN | 6 448 832 | 8 435 154 | 30,80 | 44 216 807 | 53 863 537 | 21,82 |
| CHINA | 33 226 189 | 35 877 709 | 7,98 | 242 482 812 | 247 297 803 | 1,99 |
| PAPUA NEW GUINEA | 250 | 2 418 | 867,20 | 392 | 4 709 | 1 101,28 |
| THAILAND | 32 853 289 | 34 013 243 | 3,53 | 261 089 997 | 257 447 012 | -1,40 |
| SINGAPORE | 6 905 063 | 4 931 868 | -28,58 | 82 208 336 | 21 834 075 | -73,44 |
| PHILIPPINES | 11 100 777 | 10 333 791 | -6,91 | 91 472 152 | 78 528 734 | -14,15 |
| MALAYSIA | 40 436 871 | 43 722 873 | 8,13 | 329 684 650 | 329 855 901 | 0,05 |
| BRUNEI DARUSSALAM | 3 331 | 16 445 | 393,70 | 41 855 | 83 277 | 98,97 |
| LAO PEOPLE'S DEM. REP. | 0 | 114 | - | 0 | 671 | - |
| VIET NAM | 14 269 887 | 17 328 648 | 21,44 | 106 501 039 | 131 065 519 | 23,07 |
| MALDIVES | 1 254 | 2 224 | 77,35 | 29 990 | 56 187 | 87,35 |
| INDIA | 344 201 | 430 549 | 25,09 | 2 764 030 | 3 143 849 | 13,74 |
| PAKISTAN | 75 | 16 553 | 21 970,67 | 1 075 | 158 351 | 14 630,33 |
| BANGLADESH | 830 320 | 923 540 | 11,23 | 6 199 754 | 6 508 951 | 4,99 |
| SRI LANKA | 5 500 | 7 335 | 33,36 | 50 869 | 57 516 | 13,07 |
| IRAQ | 0 | 6 500 | - | 0 | 2 472 | - |
| IRAN (ISLAMIC REPUBLIC OF) | 3 905 | 1 354 | -65,33 | 42 466 | 263 | -99,38 |
| SAUDI ARABIA | 289 455 | 0 | -100,00 | 2 237 128 | 0 | -100,00 |
| JORDAN | 2 364 | 0 | -100,00 | 22 393 | 0 | -100,00 |
| LEBANON | 2 724 | 0 | -100,00 | 34 482 | 0 | -100,00 |
| YEMEN | 10 993 | 0 | -100,00 | 130 876 | 0 | -100,00 |
| OMAN | 415 | 680 | 63,86 | 14 480 | 984 | -93,20 |
| TURKEY | 0 | 200 337 | - | 0 | 1 414 539 | - |
| UNITED ARAB EMIRATES | 3 104 015 | 10 782 | -99,65 | 25 549 571 | 70 904 | -99,72 |
| MOROCCO | 0 | 30 | - | 0 | 448 | - |
| SUDAN | 0 | 68 | - | 0 | 757 | - |
| TANZANIA, UNITED REP. OF | 255 | 7 053 | 2 665,88 | 7 948 | 1 218 | -84,68 |
| KENYA | 1 600 | 0 | -100,00 | 26 100 | 0 | -100,00 |
| REUNION | 10 | 1 | -90,00 | 436 | 3 | -99,31 |
| MOZAMBIQUE | 296 | 0 | -100,00 | 3 522 | 0 | -100,00 |
| LIBERIA | 492 | 0 | -100,00 | 698 | 0 | -100,00 |
| ANGOLA | 2 | 0 | -100,00 | 239 | 0 | -100,00 |
| CAMEROON | 0 | 15 | - | 0 | 8 | - |
| NIGERIA | 6 667 | 10 875 | 63,12 | 556 | 3 075 | 453,06 |
| GABON | 0 | 219 | - | 0 | 695 | - |
| BENIN | 0 | 2 500 | - | 0 | 135 | - |
| SEYCHELLES | 408 | 563 | 37,99 | 1 622 | 1 220 | -24,78 |
| UGANDA | 4 861 | 98 | -97,98 | 57 691 | 1 280 | -97,78 |
| SOUTH AFRICA | 1 400 | 2 904 | 107,43 | 11 459 | 15 472 | 35,02 |
| MAURITIUS | 524 | 425 | -18,89 | 1 640 | 1 969 | 20,06 |
| VIRGIN ISLANDS (BRITISH) | 55 | 460 | 736,36 | 2 927 | 1 363 | -53,43 |
| AUSTRALIA | 76 296 | 2 983 976 | 3 811,05 | 730 177 | 22 984 711 | 3 047,83 |
| NEW ZEALAND | 756 | 1 798 071 | 237 740,08 | 8 266 | 14 023 634 | 169 554,42 |
| PALAU | 65 | 0 | -100,00 | 412 | 0 | -100,00 |
| VANUATU | 0 | 145 | - | 0 | 553 | - |
| COOK ISLANDS | 0 | 100 | - | 0 | 262 | - |
| FIJI | 405 | 55 | -86,42 | 2 617 | 724 | -72,33 |
| EAST TIMOR | 131 009 | 54 506 | -58,40 | 467 846 | 72 287 | -84,55 |
| UNITED STATES | 431 814 | 513 373 | 18,89 | 4 630 785 | 3 488 531 | -24,67 |
| CANADA | 32 558 | 27 945 | -14,17 | 426 445 | 523 416 | 22,74 |
| MEXICO | 235 | 720 865 | 306 651,06 | 1 830 | 5 347 915 | 292 135,79 |

TABEL 5. PERKEMBANGAN EKSPOR INDONESIA MENURUT KOMODITI DAN NEGARA TUJUAN

| JENIS BARANG | BERAT BERSIH (KG) | | PERUB | NILAI FOB (US \$) | | PERUB |
|--------------------------------|-------------------|--------------------|---------------|--------------------|--------------------|--------------|
| | JAN-SEP 2012 | JAN-SEP 2013 | % | JAN-SEP 2012 | JAN-SEP 2013 | % |
| (1) | (2) | (3) | (4) | (5) | (6) | (7) |
| GUATEMALA | 2 525 | 456 | -81,94 | 16 203 | 4 212 | -74,00 |
| SURINAME | 453 | 0 | -100,00 | 60 | 0 | -100,00 |
| BRAZIL | 1 720 | 888 | -48,37 | 10 759 | 2 682 | -75,07 |
| BOLIVIA | 0 | 140 | - | 0 | 1 695 | - |
| PARAGUAY | 33 | 0 | -100,00 | 735 | 0 | -100,00 |
| BAHAMAS | 0 | 65 | - | 0 | 500 | - |
| JAMAICA | 20 | 0 | -100,00 | 32 | 0 | -100,00 |
| PUERTO RICO | 537 | 0 | -100,00 | 3 015 | 0 | -100,00 |
| COSTA RICA | 123 | 230 | 86,99 | 1 109 | 1 475 | 33,00 |
| ANGUILLA | 200 | 0 | -100,00 | 1 962 | 0 | -100,00 |
| GUADELOUPE | 692 | 0 | -100,00 | 770 | 0 | -100,00 |
| UNITED KINGDOM | 7 849 | 11 905 | 51,68 | 58 540 | 49 972 | -14,64 |
| NETHERLANDS | 179 705 | 159 917 | -11,01 | 298 707 | 203 575 | -31,85 |
| FRANCE | 22 693 | 16 629 | -26,72 | 115 960 | 146 039 | 25,94 |
| GERMANY, FED. REP. OF | 6 632 | 24 900 | 275,45 | 60 873 | 35 938 | -40,96 |
| AUSTRIA | 95 | 66 | -30,53 | 334 | 14 882 | 4 355,69 |
| BELGIUM | 3 605 | 3 369 | -6,55 | 157 188 | 96 289 | -38,74 |
| SWITZERLAND | 302 | 2 856 | 845,70 | 3 751 | 17 129 | 356,65 |
| DENMARK | 385 | 1 354 | 251,69 | 1 094 | 36 586 | 3 244,24 |
| NORWAY | 153 | 33 | -78,43 | 745 | 805 | 8,05 |
| SWEDEN | 75 | 4 031 | 5 274,67 | 3 276 | 17 696 | 440,17 |
| FINLAND | 1 | 0 | -100,00 | 1 087 | 0 | -100,00 |
| ITALY | 58 441 | 918 | -98,43 | 240 976 | 5 832 | -97,58 |
| SPAIN | 2 111 | 215 | -89,82 | 12 369 | 2 546 | -79,42 |
| PORTUGAL | 4 090 | 2 250 | -44,99 | 27 925 | 15 125 | -45,84 |
| GREECE | 1 | 659 | 65 800,00 | 78 | 1 356 | 1 638,46 |
| POLAND | 0 | 10 | - | 0 | 141 | - |
| UKRAINE | 250 | 0 | -100,00 | 90 | 0 | -100,00 |
| LITHUANIA | 100 | 50 | -50,00 | 24 | 1 973 | 8 120,83 |
| CROATIA | 0 | 1 | - | 0 | 54 | - |
| CZECH REPUBLIC | 1 369 | 3 682 | 168,96 | 209 252 | 21 524 | -89,71 |
| RUSSIA FEDERATION | 130 | 0 | -100,00 | 298 | 0 | -100,00 |
| -SENG | 4 693 693 | 5 650 958 | 20,39 | 4 218 622 | 5 580 509 | 32,28 |
| JAPAN | 336 958 | 461 449 | 36,95 | 584 764 | 789 982 | 35,09 |
| HONG KONG | 212 | 25 657 | 12 002,36 | 336 | 36 132 | 10 653,57 |
| KOREA, REPUBLIC OF | 20 484 | 179 525 | 776,42 | 38 270 | 58 088 | 51,78 |
| TAIWAN | 1 033 596 | 370 408 | -64,16 | 809 045 | 345 500 | -57,30 |
| CHINA | 235 087 | 1 124 480 | 378,33 | 201 427 | 813 892 | 304,06 |
| PAPUA NEW GUINEA | 6 958 | 50 456 | 625,15 | 13 006 | 12 070 | -7,20 |
| THAILAND | 65 386 | 89 499 | 36,88 | 117 768 | 161 130 | 36,82 |
| SINGAPORE | 444 450 | 513 472 | 15,53 | 378 002 | 787 672 | 108,38 |
| MALAYSIA | 171 938 | 27 379 | -84,08 | 159 276 | 32 596 | -79,53 |
| MYANMAR | 0 | 3 450 | - | 0 | 14 404 | - |
| VIET NAM | 298 240 | 19 926 | -93,32 | 157 748 | 48 097 | -69,51 |
| INDIA | 1 405 669 | 2 038 353 | 45,01 | 1 178 882 | 1 701 107 | 44,30 |
| SRI LANKA | 0 | 90 258 | - | 0 | 117 942 | - |
| SAUDI ARABIA | 0 | 127 | - | 0 | 619 | - |
| LEBANON | 700 | 551 | -21,29 | 3 944 | 3 250 | -17,60 |
| UNITED ARAB EMIRATES | 103 295 | 140 597 | 36,11 | 24 253 | 84 582 | 248,75 |
| TANZANIA, UNITED REP. OF | 0 | 80 000 | - | 0 | 184 560 | - |
| TOGO | 0 | 6 000 | - | 0 | 2 575 | - |
| LIBERIA | 34 092 | 0 | -100,00 | 81 211 | 0 | -100,00 |
| GUINEA | 0 | 1 250 | - | 0 | 320 | - |
| CAMEROON | 0 | 50 | - | 0 | 26 | - |
| NIGERIA | 25 531 | 34 986 | 37,03 | 53 446 | 14 005 | -73,80 |
| BENIN | 0 | 3 | - | 0 | 146 | - |
| SEYCHELLES | 0 | 498 | - | 0 | 226 | - |
| UGANDA | 0 | 53 | - | 0 | 3 | - |
| AUSTRALIA | 40 108 | 4 500 | -88,78 | 98 390 | 61 919 | -37,07 |
| NEW ZEALAND | 161 139 | 0 | -100,00 | 24 977 | 0 | -100,00 |
| KIRIBATI | 0 | 970 | - | 0 | 440 | - |
| EAST TIMOR | 285 095 | 362 908 | 27,29 | 254 524 | 224 206 | -11,91 |
| UNITED STATES | 0 | 956 | - | 0 | 34 867 | - |
| CANADA | 9 | 0 | -100,00 | 60 | 0 | -100,00 |
| MEXICO | 0 | 14 | - | 0 | 258 | - |
| BRAZIL | 0 | 22 904 | - | 0 | 29 775 | - |
| NETHERLANDS | 561 | 0 | -100,00 | 122 | 0 | -100,00 |
| GERMANY, FED. REP. OF | 2 600 | 0 | -100,00 | 5 126 | 0 | -100,00 |
| BELGIUM | 968 | 179 | -81,51 | 6 060 | 4 693 | -22,56 |
| SWITZERLAND | 175 | 0 | -100,00 | 389 | 0 | -100,00 |
| DENMARK | 0 | 16 | - | 0 | 260 | - |
| IRELAND | 0 | 79 | - | 0 | 331 | - |
| ITALY | 20 442 | 5 | -99,98 | 27 596 | 14 836 | -46,24 |
| -LOGAM TIDAK MULIA LAIN | 45 045 916 | 177 701 113 | 294,49 | 238 468 375 | 238 921 603 | 0,19 |
| JAPAN | 5 008 520 | 140 635 279 | 2 707,92 | 37 219 710 | 48 109 534 | 29,26 |

TABEL 5. PERKEMBANGAN EKSPOR INDONESIA MENURUT KOMODITI DAN NEGARA TUJUAN

| JENIS BARANG | BERAT BERSIH (KG) | | PERUB | NILAI FOB (US \$) | | PERUB |
|----------------------------------|-------------------|--------------|-----------|-------------------|--------------|----------|
| | JAN-SEP 2012 | JAN-SEP 2013 | % | JAN-SEP 2012 | JAN-SEP 2013 | % |
| (1) | (2) | (3) | (4) | (5) | (6) | (7) |
| HONG KONG | 1 363 147 | 1 296 962 | -4,86 | 4 285 026 | 4 418 588 | 3,12 |
| KOREA, DEM. PEOPLE'S REP. | 10 | 0 | -100,00 | 255 | 0 | -100,00 |
| KOREA, REPUBLIC OF | 366 725 | 504 270 | 37,51 | 1 428 114 | 1 782 725 | 24,83 |
| TAIWAN | 125 553 | 164 406 | 30,95 | 680 564 | 717 598 | 5,44 |
| CHINA | 648 845 | 2 086 327 | 221,54 | 5 053 270 | 4 575 017 | -9,46 |
| MACAU | 75 | 1 075 | 1 333,33 | 2 550 | 20 056 | 686,51 |
| PAPUA NEW GUINEA | 611 807 | 674 482 | 10,24 | 1 799 718 | 2 207 837 | 22,68 |
| THAILAND | 4 002 765 | 3 181 686 | -20,51 | 31 272 134 | 25 062 336 | -19,86 |
| SINGAPORE | 8 726 586 | 8 462 236 | -3,03 | 26 070 949 | 32 348 233 | 24,08 |
| PHILIPPINES | 1 782 319 | 1 623 725 | -8,90 | 6 574 119 | 5 527 709 | -15,92 |
| MALAYSIA | 3 683 739 | 3 871 880 | 5,11 | 26 845 036 | 20 191 561 | -24,78 |
| MYANMAR | 1 895 | 10 358 | 446,60 | 23 289 | 99 629 | 327,79 |
| CAMBODIA | 1 192 | 4 145 | 247,73 | 2 347 | 30 092 | 1 182,15 |
| BRUNEI DARUSSALAM | 63 288 | 49 709 | -21,46 | 94 864 | 590 238 | 522,19 |
| LAO PEOPLE'S DEM. REP. | 6 136 | 76 | -98,76 | 62 181 | 37 925 | -39,01 |
| VIET NAM | 3 975 776 | 3 204 099 | -19,41 | 22 700 844 | 19 462 776 | -14,26 |
| MALDIVES | 11 246 | 9 265 | -17,62 | 65 156 | 256 810 | 294,15 |
| INDIA | 671 960 | 873 396 | 29,98 | 6 457 496 | 6 554 752 | 1,51 |
| PAKISTAN | 226 351 | 273 298 | 20,74 | 1 000 928 | 1 301 676 | 30,05 |
| BANGLADESH | 30 571 | 21 344 | -30,18 | 161 266 | 111 370 | -30,94 |
| SRI LANKA | 44 811 | 56 921 | 27,02 | 144 690 | 131 669 | -9,00 |
| IRAQ | 179 245 | 273 865 | 52,79 | 272 175 | 436 555 | 60,39 |
| IRAN (ISLAMIC REPUBLIC OF) | 54 384 | 6 676 | -87,72 | 140 544 | 71 992 | -48,78 |
| SAUDI ARABIA | 283 676 | 338 657 | 19,38 | 615 889 | 832 318 | 35,14 |
| ISRAEL | 3 641 | 21 015 | 477,18 | 12 299 | 52 997 | 330,90 |
| KUWAIT | 2 918 | 62 987 | 2 058,57 | 69 708 | 90 044 | 29,17 |
| JORDAN | 60 743 | 5 946 | -90,21 | 99 615 | 4 934 | -95,05 |
| LEBANON | 72 010 | 68 605 | -4,73 | 136 152 | 214 182 | 57,31 |
| YEMEN | 0 | 26 416 | - | 0 | 61 883 | - |
| OMAN | 26 770 | 145 508 | 443,55 | 62 360 | 279 293 | 347,87 |
| SYRIA ARAB REPUBLIC | 0 | 25 | - | 0 | 21 | - |
| TURKEY | 107 028 | 23 744 | -77,82 | 903 223 | 185 108 | -79,51 |
| UNITED ARAB EMIRATES | 1 641 289 | 1 413 661 | -13,87 | 3 861 826 | 3 322 553 | -13,96 |
| QATAR | 140 767 | 176 726 | 25,55 | 247 699 | 346 708 | 39,97 |
| BAHRAIN | 2 219 | 0 | -100,00 | 12 952 | 0 | -100,00 |
| CYPRUS | 19 663 | 16 721 | -14,96 | 33 011 | 31 847 | -3,53 |
| EGYPT | 6 403 | 150 | -97,66 | 114 527 | 15 782 | -86,22 |
| LIBYAN ARAB JAMAHIRIYA | 127 413 | 148 931 | 16,89 | 179 934 | 202 171 | 12,36 |
| MOROCCO | 238 | 2 | -99,16 | 2 074 | 52 | -97,49 |
| TUNISIA | 10 | 181 | 1 710,00 | 2 616 | 57 801 | 2 109,52 |
| ALGERIA | 4 852 | 0 | -100,00 | 9 945 | 0 | -100,00 |
| ETHIOPIA | 269 710 | 80 600 | -70,12 | 278 499 | 87 540 | -68,57 |
| TANZANIA, UNITED REP. OF | 1 258 | 1 036 | -17,65 | 22 807 | 5 360 | -76,50 |
| MADAGASCAR | 650 | 90 | -86,15 | 3 466 | 45 | -98,70 |
| KENYA | 63 807 | 102 868 | 61,22 | 93 678 | 222 419 | 137,43 |
| REUNION | 551 | 13 202 | 2 296,01 | 1 872 | 56 307 | 2 907,85 |
| MOZAMBIQUE | 91 | 898 | 886,81 | 246 | 12 541 | 4 997,97 |
| TOGO | 129 | 597 | 362,79 | 232 | 1 141 | 391,81 |
| GHANA | 0 | 2 198 | - | 0 | 5 329 | - |
| LIBERIA | 11 749 | 537 | -95,43 | 52 265 | 124 | -99,76 |
| GUINEA | 0 | 340 | - | 0 | 96 | - |
| ANGOLA | 53 010 | 70 | -99,87 | 142 252 | 6 604 | -95,36 |
| CONGO | 70 | 5 102 | 7 188,57 | 165 | 7 824 | 4 641,82 |
| CAMEROON | 6 | 105 | 1 650,00 | 3 | 109 | 3 533,33 |
| NIGERIA | 145 886 | 24 590 | -83,14 | 255 028 | 80 727 | -68,35 |
| SIERRA LEONE | 39 | 0 | -100,00 | 458 | 0 | -100,00 |
| GABON | 9 | 2 723 | 30 155,56 | 1 464 | 14 422 | 885,11 |
| COTE D'IVOIRE | 0 | 18 | - | 0 | 44 | - |
| SENEGAL | 3 140 | 6 | -99,81 | 86 065 | 56 | -99,93 |
| GAMBIA | 0 | 15 200 | - | 0 | 23 180 | - |
| SEYCHELLES | 709 | 2 309 | 225,67 | 1 723 | 8 546 | 396,00 |
| UGANDA | 384 | 3 460 | 801,04 | 1 846 | 109 243 | 5 817,82 |
| NIGER | 0 | 150 | - | 0 | 376 | - |
| SOUTH AFRICA | 534 385 | 438 402 | -17,96 | 2 740 588 | 2 151 375 | -21,50 |
| ZIMBABWE | 775 | 0 | -100,00 | 426 | 0 | -100,00 |
| MAURITIUS | 431 634 | 242 460 | -43,83 | 696 758 | 364 436 | -47,70 |
| VIRGIN ISLANDS (BRITISH) | 0 | 6 903 | - | 0 | 11 708 | - |
| AUSTRALIA | 761 182 | 889 863 | 16,91 | 5 152 352 | 8 361 821 | 62,29 |
| NEW ZEALAND | 119 088 | 69 389 | -41,73 | 540 594 | 390 925 | -27,69 |
| GUAM | 24 000 | 4 040 | -83,17 | 38 987 | 6 878 | -82,36 |
| PALAU | 2 469 | 2 277 | -7,78 | 5 893 | 6 562 | 11,35 |
| NEW CALEDONIA | 108 089 | 112 787 | 4,35 | 384 526 | 437 970 | 13,90 |
| NORTHERN MARIANA ISLANDS | 0 | 1 150 | - | 0 | 893 | - |
| SAINT VINCENT AND THE GRENADINES | 1 200 | 340 | -71,67 | 400 | 842 | 110,50 |
| VANUATU | 3 426 | 5 429 | 58,46 | 9 679 | 20 064 | 107,29 |
| COOK ISLANDS | 0 | 150 | - | 0 | 1 034 | - |
| FIJI | 28 023 | 43 358 | 54,72 | 131 127 | 131 816 | 0,53 |

TABEL 5. PERKEMBANGAN EKSPOR INDONESIA MENURUT KOMODITI DAN NEGARA TUJUAN

| JENIS BARANG | BERAT BERSIH (KG) | | PERUB | NILAI FOB (US \$) | | PERUB |
|-------------------------------|-------------------|--------------|----------|-------------------|--------------|----------|
| | JAN-SEP 2012 | JAN-SEP 2013 | % | JAN-SEP 2012 | JAN-SEP 2013 | % |
| (1) | (2) | (3) | (4) | (5) | (6) | (7) |
| KIRIBATI | 0 | 859 | - | 0 | 3 956 | - |
| SAMOA | 3 735 | 9 627 | 157,75 | 13 978 | 34 816 | 149,08 |
| SOLOMON ISLANDS | 119 180 | 101 877 | -14,52 | 427 930 | 548 566 | 28,19 |
| TONGA | 42 | 0 | -100,00 | 132 | 0 | -100,00 |
| EAST TIMOR | 1 028 612 | 330 859 | -67,83 | 1 512 646 | 385 563 | -74,51 |
| UNITED STATES | 1 676 344 | 1 831 859 | 9,28 | 26 129 654 | 24 213 844 | -7,33 |
| CANADA | 241 804 | 355 315 | 46,94 | 2 152 772 | 2 945 166 | 36,81 |
| MEXICO | 13 775 | 57 798 | 319,59 | 301 990 | 691 107 | 128,85 |
| GUATEMALA | 1 100 | 64 | -94,18 | 744 | 456 | -38,71 |
| PANAMA | 43 999 | 73 944 | 68,06 | 257 488 | 373 074 | 44,89 |
| CUBA | 0 | 141 | - | 0 | 8 342 | - |
| SURINAME | 300 | 1 960 | 553,33 | 315 | 27 176 | 8 527,30 |
| CHILE | 23 554 | 17 664 | -25,01 | 187 175 | 106 514 | -43,09 |
| VENEZUELA | 3 566 | 3 018 | -15,37 | 13 457 | 5 862 | -56,44 |
| ARGENTINA | 59 410 | 54 984 | -7,45 | 405 151 | 334 037 | -17,55 |
| BRAZIL | 86 608 | 88 993 | 2,75 | 1 355 736 | 1 079 994 | -20,34 |
| COLOMBIA | 11 097 | 7 884 | -28,95 | 111 747 | 91 947 | -17,72 |
| BOLIVIA | 1 030 | 0 | -100,00 | 40 400 | 0 | -100,00 |
| URUGUAY | 728 | 3 145 | 332,01 | 281 | 4 595 | 1 535,23 |
| ECUADOR | 165 | 83 | -49,70 | 1 134 | 20 553 | 1 712,43 |
| PERU | 14 069 | 9 841 | -30,05 | 106 166 | 85 372 | -19,59 |
| GUYANA | 171 | 0 | -100,00 | 1 734 | 0 | -100,00 |
| TRINIDAD AND TOBAGO | 0 | 27 | - | 0 | 10 638 | - |
| BAHAMAS | 0 | 300 | - | 0 | 1 035 | - |
| JAMAICA | 582 | 0 | -100,00 | 922 | 0 | -100,00 |
| PUERTO RICO | 1 090 | 45 | -95,87 | 22 006 | 40 | -99,82 |
| BELIZE | 960 | 0 | -100,00 | 25 154 | 0 | -100,00 |
| DOMINICAN REPUBLIC | 794 | 720 | -9,32 | 5 648 | 350 | -93,80 |
| COSTA RICA | 9 145 | 6 718 | -26,54 | 47 846 | 36 836 | -23,01 |
| HAITI | 0 | 1 400 | - | 0 | 254 146 | - |
| BARBADOS | 10 046 | 0 | -100,00 | 13 238 | 0 | -100,00 |
| ANTIGUA AND BARBUDA | 0 | 260 | - | 0 | 1 812 | - |
| ANGUILLA | 0 | 1 725 | - | 0 | 2 282 | - |
| ARUBA | 30 | 0 | -100,00 | 162 | 0 | -100,00 |
| CAYMAN ISLANDS | 21 | 150 | 614,29 | 13 | 18 | 38,46 |
| FRENCH GUIANA | 50 | 0 | -100,00 | 347 | 0 | -100,00 |
| FRENCH POLYNESIA | 2 253 | 3 383 | 50,16 | 10 014 | 8 479 | -15,33 |
| MARTINIQUE | 112 | 206 | 83,93 | 113 | 702 | 521,24 |
| NETHERLANDS ANTILLES | 903 | 950 | 5,20 | 7 363 | 6 145 | -16,54 |
| SAINT LUCIA | 8 246 | 0 | -100,00 | 9 945 | 0 | -100,00 |
| GUADELOUPE | 2 216 | 1 037 | -53,20 | 7 889 | 2 135 | -72,94 |
| UNITED KINGDOM | 300 585 | 252 602 | -15,96 | 1 595 450 | 1 519 783 | -4,74 |
| NETHERLANDS | 2 330 798 | 152 208 | -93,47 | 2 173 922 | 1 306 293 | -39,91 |
| FRANCE | 67 582 | 64 599 | -4,41 | 417 351 | 231 309 | -44,58 |
| GERMANY, FED. REP. OF | 1 445 760 | 1 482 524 | 2,54 | 6 475 975 | 7 503 253 | 15,86 |
| AUSTRIA | 17 367 | 2 272 | -86,92 | 135 690 | 9 026 | -93,35 |
| BELGIUM | 124 695 | 128 868 | 3,35 | 706 216 | 523 857 | -25,82 |
| SWITZERLAND | 74 089 | 116 020 | 56,60 | 734 982 | 1 161 861 | 58,08 |
| LUXEMBOURG | 0 | 5 | - | 0 | 5 | - |
| DENMARK | 117 239 | 73 118 | -37,63 | 339 510 | 134 963 | -60,25 |
| NORWAY | 1 670 | 1 354 | -18,92 | 74 229 | 117 564 | 58,38 |
| SWEDEN | 64 932 | 128 979 | 98,64 | 387 534 | 798 097 | 105,94 |
| FINLAND | 3 770 | 8 | -99,79 | 6 409 | 80 | -98,75 |
| IRELAND | 8 303 | 44 344 | 434,07 | 11 033 | 141 178 | 1 179,60 |
| ITALY | 252 858 | 270 066 | 6,81 | 937 393 | 842 526 | -10,12 |
| SPAIN | 123 881 | 97 245 | -21,50 | 380 034 | 468 536 | 23,29 |
| PORTUGAL | 2 621 | 3 200 | 22,09 | 36 158 | 9 294 | -74,30 |
| ICELAND | 0 | 880 | - | 0 | 2 520 | - |
| GREECE | 12 689 | 33 551 | 164,41 | 158 980 | 278 524 | 75,19 |
| THE DEMOCRATIC REPUBLIC OF TH | 0 | 2 305 | - | 0 | 11 565 | - |
| HUNGARY | 996 | 2 395 | 140,46 | 220 | 4 992 | 2 169,09 |
| POLAND | 709 | 2 252 | 217,63 | 981 474 | 24 781 | -97,48 |
| ROMANIA | 1 049 | 0 | -100,00 | 14 675 | 0 | -100,00 |
| BULGARIA | 1 329 | 205 | -84,57 | 7 409 | 2 860 | -61,40 |
| AZERBAIJAN | 2 672 | 112 | -95,81 | 49 081 | 24 598 | -49,88 |
| KAZAKHSTAN | 0 | 180 | - | 0 | 14 407 | - |
| TURKMENISTAN | 0 | 2 | - | 0 | 10 | - |
| UKRAINE | 0 | 2 250 | - | 0 | 6 259 | - |
| LITHUANIA | 0 | 80 | - | 0 | 1 045 | - |
| ESTONIA | 61 705 | 41 421 | -32,87 | 124 917 | 96 256 | -22,94 |
| GEORGIA | 0 | 100 | - | 0 | 2 751 | - |
| CROATIA | 687 | 2 645 | 285,01 | 1 086 | 5 111 | 370,63 |
| MALTA | 941 | 1 415 | 50,37 | 1 188 | 1 215 | 2,27 |
| SLOVAKIA | 166 | 15 876 | 9 463,86 | 4 208 | 80 004 | 1 801,24 |
| SLOVENIA | 1 464 | 559 | -61,82 | 1 091 | 6 435 | 489,83 |
| CZECH REPUBLIC | 874 | 1 887 | 115,90 | 15 254 | 23 764 | 55,79 |
| RUSSIA FEDERATION | 6 672 | 1 318 | -80,25 | 159 506 | 8 581 | -94,62 |

TABEL 5. PERKEMBANGAN EKSPOR INDONESIA MENURUT KOMODITI DAN NEGARA TUJUAN

| JENIS BARANG | BERAT BERSIH (KG) | | PERUB | NILAI FOB (US \$) | | PERUB |
|----------------------------|--------------------|--------------------|-------------|----------------------|----------------------|-------------|
| | JAN-SEP 2012 | JAN-SEP 2013 | % | JAN-SEP 2012 | JAN-SEP 2013 | % |
| (1) | (2) | (3) | (4) | (5) | (6) | (7) |
| SERBIA | 0 | 30 | - | 0 | 15 | - |
| MONTENEGRO | 21 | 0 | -100,00 | 1 656 | 0 | -100,00 |
| -PAKAIAN JADI | 339 678 159 | 358 104 274 | 5,42 | 5 548 664 166 | 5 705 317 320 | 2,82 |
| JAPAN | 19 650 902 | 27 734 269 | 41,13 | 347 829 904 | 476 468 583 | 36,98 |
| HONG KONG | 1 108 641 | 1 285 627 | 15,96 | 27 608 753 | 31 376 189 | 13,65 |
| KOREA, DEM. PEOPLE'S REP. | 5 641 | 4 263 | -24,43 | 149 931 | 733 392 | 389,15 |
| KOREA, REPUBLIC OF | 12 602 233 | 18 178 629 | 44,25 | 170 627 181 | 211 410 798 | 23,90 |
| TAIWAN | 2 646 003 | 4 840 597 | 82,94 | 25 608 190 | 23 493 037 | -8,26 |
| CHINA | 2 461 119 | 4 696 650 | 90,83 | 54 764 902 | 87 165 199 | 59,16 |
| MONGOLIA | 33 989 | 774 | -97,72 | 150 997 | 14 781 | -90,21 |
| MACAU | 4 546 | 832 | -81,70 | 39 986 | 55 752 | 39,43 |
| PAPUA NEW GUINEA | 188 096 | 243 028 | 29,20 | 1 550 972 | 1 368 344 | -11,78 |
| THAILAND | 665 230 | 786 391 | 18,21 | 8 032 316 | 9 400 113 | 17,03 |
| SINGAPORE | 3 299 807 | 2 663 240 | -19,29 | 49 097 447 | 46 529 667 | -5,23 |
| PHILIPPINES | 640 154 | 761 610 | 18,97 | 6 161 865 | 6 487 020 | 5,28 |
| MALAYSIA | 8 189 404 | 9 156 800 | 11,81 | 71 876 709 | 79 268 691 | 10,28 |
| MYANMAR | 4 529 | 23 479 | 418,41 | 99 179 | 414 801 | 318,23 |
| CAMBODIA | 63 134 | 15 166 | -75,98 | 561 742 | 310 989 | -44,64 |
| BRUNEI DARUSSALAM | 149 701 | 130 590 | -12,77 | 1 501 592 | 1 129 311 | -24,79 |
| LAO PEOPLE'S DEM. REP. | 523 | 8 362 | 1 498,85 | 12 785 | 111 219 | 769,92 |
| NEPAL | 82 469 | 143 696 | 74,24 | 998 802 | 671 629 | -32,76 |
| BHUTAN | 80 | 0 | -100,00 | 246 | 0 | -100,00 |
| VIET NAM | 163 811 | 625 759 | 282,00 | 2 533 626 | 2 957 068 | 16,71 |
| MALDIVES | 25 540 | 12 969 | -49,22 | 344 306 | 384 829 | 11,77 |
| INDIA | 286 386 | 382 544 | 33,58 | 4 576 791 | 5 736 276 | 25,33 |
| PAKISTAN | 52 003 | 77 978 | 49,95 | 534 179 | 533 321 | -0,16 |
| BANGLADESH | 14 847 | 47 959 | 223,02 | 74 053 | 141 733 | 91,39 |
| SRI LANKA | 398 444 | 566 616 | 42,21 | 2 602 489 | 2 527 352 | -2,89 |
| IRAQ | 13 555 | 23 578 | 73,94 | 225 750 | 357 200 | 58,23 |
| IRAN (ISLAMIC REPUBLIC OF) | 126 489 | 215 529 | 70,39 | 1 357 158 | 2 210 657 | 62,89 |
| SAUDI ARABIA | 3 595 632 | 2 074 611 | -42,30 | 46 446 630 | 28 280 522 | -39,11 |
| ISRAEL | 164 396 | 130 222 | -20,79 | 3 754 583 | 2 715 272 | -27,68 |
| KUWAIT | 559 151 | 396 993 | -29,00 | 7 085 662 | 5 449 228 | -23,10 |
| JORDAN | 64 960 | 68 568 | 5,55 | 729 703 | 458 138 | -37,22 |
| LEBANON | 40 160 | 47 746 | 18,89 | 1 110 358 | 1 241 705 | 11,83 |
| YEMEN | 415 825 | 442 964 | 6,53 | 3 792 655 | 3 678 771 | -3,00 |
| OMAN | 65 581 | 34 841 | -46,87 | 892 536 | 449 690 | -49,62 |
| SYRIA ARAB REPUBLIC | 43 | 27 | -37,21 | 2 654 | 1 653 | -37,72 |
| TURKEY | 321 679 | 890 229 | 176,74 | 8 789 981 | 7 249 484 | -17,53 |
| UNITED ARAB EMIRATES | 9 560 591 | 8 478 958 | -11,31 | 134 704 139 | 121 598 635 | -9,73 |
| QATAR | 40 314 | 26 186 | -35,04 | 592 842 | 296 840 | -49,93 |
| BAHRAIN | 218 168 | 168 724 | -22,66 | 1 149 231 | 578 217 | -49,69 |
| CYPRUS | 5 378 | 1 307 | -75,70 | 56 770 | 27 585 | -51,41 |
| EGYPT | 1 281 291 | 1 453 062 | 13,41 | 17 810 638 | 19 928 886 | 11,89 |
| LIBYAN ARAB JAMAHIRIYA | 270 876 | 231 170 | -14,66 | 2 297 016 | 2 331 958 | 1,52 |
| MOROCCO | 11 205 | 8 099 | -27,72 | 259 932 | 185 802 | -28,52 |
| TUNISIA | 15 088 | 1 026 | -93,20 | 85 322 | 940 | -98,90 |
| ALGERIA | 354 432 | 414 896 | 17,06 | 4 105 825 | 5 052 020 | 23,05 |
| SUDAN | 1 105 745 | 809 192 | -26,82 | 10 557 421 | 8 318 252 | -21,21 |
| ERITREA | 0 | 80 | - | 0 | 3 362 | - |
| NAMIBIA | 40 | 0 | -100,00 | 444 | 0 | -100,00 |
| ETHIOPIA | 117 | 44 | -62,39 | 2 874 | 61 | -97,88 |
| TANZANIA, UNITED REP. OF | 1 882 440 | 1 538 476 | -18,27 | 2 036 102 | 1 820 645 | -10,58 |
| MADAGASCAR | 93 717 | 98 470 | 5,07 | 55 297 | 116 623 | 110,90 |
| SOMALIA | 6 480 | 37 236 | 474,63 | 96 000 | 947 319 | 886,79 |
| KENYA | 293 311 | 110 483 | -62,33 | 456 646 | 278 201 | -39,08 |
| REUNION | 21 744 | 12 290 | -43,48 | 215 341 | 165 772 | -23,02 |
| MOZAMBIQUE | 22 373 | 13 290 | -40,60 | 52 112 | 26 376 | -49,39 |
| BOTSWANA | 177 | 1 089 | 515,25 | 2 628 | 1 838 | -30,06 |
| TOGO | 2 533 133 | 2 340 120 | -7,62 | 2 079 274 | 1 445 310 | -30,49 |
| GHANA | 314 082 | 53 910 | -82,84 | 566 233 | 434 405 | -23,28 |
| LIBERIA | 38 723 | 12 155 | -68,61 | 48 282 | 8 930 | -81,50 |
| GUINEA | 531 424 | 754 304 | 41,94 | 1 451 843 | 2 619 090 | 80,40 |
| ANGOLA | 291 971 | 279 481 | -4,28 | 738 801 | 1 073 306 | 45,28 |
| CONGO | 335 559 | 340 811 | 1,57 | 217 346 | 204 124 | -6,08 |
| CAMEROON | 318 478 | 335 266 | 5,27 | 588 509 | 441 179 | -25,03 |
| NIGERIA | 3 863 720 | 4 417 909 | 14,34 | 9 907 126 | 8 407 818 | -15,13 |
| GABON | 39 238 | 25 322 | -35,47 | 740 842 | 16 975 | -97,71 |
| COTE D'IVOIRE | 246 554 | 282 667 | 14,65 | 97 105 | 150 584 | 55,07 |
| SENEGAL | 1 034 417 | 1 452 244 | 40,39 | 1 051 336 | 1 333 700 | 26,86 |
| MAURITANIA | 65 130 | 29 652 | -54,47 | 414 220 | 202 592 | -51,09 |
| MALI | 3 167 | 63 722 | 1 912,06 | 19 176 | 39 731 | 107,19 |
| BENIN | 214 811 | 354 309 | 64,94 | 468 537 | 642 883 | 37,21 |
| GAMBIA | 82 755 | 44 640 | -46,06 | 436 090 | 320 786 | -26,44 |
| U.S. VIRGIN ISLANDS | 28 | 62 | 121,43 | 249 | 1 955 | 685,14 |
| SEYCHELLES | 5 658 | 4 738 | -16,26 | 64 714 | 46 914 | -27,51 |

TABEL 5. PERKEMBANGAN EKSPOR INDONESIA MENURUT KOMODITI DAN NEGARA TUJUAN

| JENIS BARANG | BERAT BERSIH (KG) | | PERUB | NILAI FOB (US \$) | | PERUB |
|--------------------------------|-------------------|--------------|----------|-------------------|---------------|-----------|
| | JAN-SEP 2012 | JAN-SEP 2013 | % | JAN-SEP 2012 | JAN-SEP 2013 | % |
| | (1) | (2) | (3) | (4) | (5) | (6) |
| UGANDA | 98 422 | 130 893 | 32,99 | 98 014 | 287 821 | 193,65 |
| CENTRAL AFRICAN REPUBLIC | 304 | 0 | -100,00 | 2 392 | 0 | -100,00 |
| NIGER | 166 633 | 4 451 | -97,33 | 482 002 | 90 316 | -81,26 |
| DJIBOUTI | 10 | 0 | -100,00 | 2 | 0 | -100,00 |
| SWAZILAND | 296 | 0 | -100,00 | 4 512 | 0 | -100,00 |
| SOUTH AFRICA | 590 025 | 426 358 | -27,74 | 10 784 643 | 9 491 581 | -11,99 |
| ZIMBABWE | 5 125 | 4 146 | -19,10 | 79 009 | 6 019 | -92,38 |
| MALAWI | 36 680 | 0 | -100,00 | 31 851 | 0 | -100,00 |
| MAURITIUS | 62 524 | 92 881 | 48,55 | 601 271 | 384 508 | -36,05 |
| VIRGIN ISLANDS (BRITISH) | 228 | 670 | 193,86 | 2 799 | 17 065 | 509,68 |
| AUSTRALIA | 2 073 869 | 3 055 609 | 47,34 | 66 214 551 | 82 744 945 | 24,96 |
| NEW ZEALAND | 165 055 | 155 532 | -5,77 | 4 581 776 | 4 386 292 | -4,27 |
| GUAM | 9 685 | 11 087 | 14,48 | 152 840 | 169 553 | 10,93 |
| PALAU | 1 502 | 1 132 | -24,63 | 6 432 | 10 796 | 67,85 |
| NEW CALEDONIA | 50 010 | 51 478 | 2,94 | 851 565 | 840 094 | -1,35 |
| NORTHERN MARIANA ISLANDS | 2 167 | 77 | -96,45 | 1 537 | 336 | -78,14 |
| SAINT VINCENT AND THE GRENADIN | 5 | 295 | 5 800,00 | 14 | 2 460 | 17 471,43 |
| VANUATU | 13 474 | 14 007 | 3,96 | 168 206 | 143 755 | -14,54 |
| WALLIS AND FUTUNA ISLANDS | 581 | 630 | 8,43 | 10 380 | 810 | -92,20 |
| AMERICAN SAMOA | 1 | 0 | -100,00 | 10 | 0 | -100,00 |
| COOK ISLANDS | 1 031 | 3 940 | 282,15 | 57 116 | 140 313 | 145,66 |
| FIJI | 77 628 | 77 347 | -0,36 | 956 216 | 833 088 | -12,88 |
| KIRIBATI | 6 320 | 14 843 | 134,86 | 25 490 | 53 339 | 109,25 |
| SAMOA | 1 656 | 632 | -61,84 | 4 586 | 1 989 | -56,63 |
| SOLOMON ISLANDS | 185 | 1 885 | 918,92 | 473 | 5 858 | 1 138,48 |
| TONGA | 1 819 | 1 013 | -44,31 | 39 131 | 20 691 | -47,12 |
| U.S MINOR OUTLYING ISLAND | 2 222 | 0 | -100,00 | 69 513 | 0 | -100,00 |
| EAST TIMOR | 769 198 | 781 640 | 1,62 | 1 012 887 | 827 650 | -18,29 |
| UNITED STATES | 180 536 698 | 189 691 028 | 5,07 | 2 947 010 166 | 2 994 250 855 | 1,60 |
| CANADA | 5 717 071 | 6 783 197 | 18,65 | 117 537 363 | 127 506 859 | 8,48 |
| MEXICO | 1 800 338 | 1 223 774 | -32,03 | 37 699 385 | 26 702 226 | -29,17 |
| GUATEMALA | 3 621 | 11 231 | 210,16 | 11 606 | 51 302 | 342,03 |
| NICARAGUA | 9 952 | 1 168 | -88,26 | 19 863 | 15 245 | -23,25 |
| PANAMA | 1 064 820 | 476 913 | -55,21 | 15 792 206 | 9 837 892 | -37,70 |
| CUBA | 3 009 | 2 097 | -30,31 | 73 541 | 25 680 | -65,08 |
| SURINAME | 15 951 | 12 925 | -18,97 | 125 223 | 174 577 | 39,41 |
| CHILE | 325 985 | 322 358 | -1,11 | 7 632 226 | 7 098 816 | -6,99 |
| VENEZUELA | 67 722 | 50 245 | -25,81 | 1 472 773 | 1 200 404 | -18,49 |
| ARGENTINA | 270 568 | 246 543 | -8,88 | 8 210 627 | 7 998 916 | -2,58 |
| BRAZIL | 1 944 425 | 2 008 310 | 3,29 | 24 115 681 | 27 571 603 | 14,33 |
| COLOMBIA | 31 000 | 105 946 | 241,76 | 637 451 | 938 024 | 47,15 |
| BOLIVIA | 53 | 68 | 28,30 | 2 697 | 3 586 | 32,96 |
| URUGUAY | 59 510 | 42 849 | -28,00 | 1 273 091 | 1 001 640 | -21,32 |
| PARAGUAY | 6 123 | 9 134 | 49,18 | 187 715 | 260 639 | 38,85 |
| ECUADOR | 3 379 | 821 | -75,70 | 89 456 | 31 170 | -65,16 |
| PERU | 73 067 | 87 878 | 20,27 | 2 042 310 | 2 405 661 | 17,79 |
| GUYANA | 7 462 | 0 | -100,00 | 39 693 | 0 | -100,00 |
| TRINIDAD AND TOBAGO | 966 | 23 590 | 2 342,03 | 14 169 | 300 170 | 2 018,50 |
| BAHAMAS | 11 667 | 4 572 | -60,81 | 54 415 | 7 021 | -87,10 |
| JAMAICA | 6 666 | 49 217 | 638,33 | 124 803 | 97 186 | -22,13 |
| PUERTO RICO | 142 066 | 76 022 | -46,49 | 2 376 194 | 1 400 914 | -41,04 |
| BELIZE | 1 395 | 1 649 | 18,21 | 9 491 | 3 375 | -64,44 |
| DOMINICAN REPUBLIC | 12 292 | 4 049 | -67,06 | 154 400 | 160 828 | 4,16 |
| EL SALVADOR | 11 224 | 3 510 | -68,73 | 126 178 | 115 197 | -8,70 |
| COSTA RICA | 12 106 | 75 435 | 523,12 | 108 353 | 306 080 | 182,48 |
| HAITI | 0 | 54 | - | 0 | 232 | - |
| BARBADOS | 437 | 221 | -49,43 | 14 880 | 25 596 | 72,02 |
| ANTIGUA AND BARBUDA | 128 | 557 | 335,16 | 3 668 | 12 837 | 249,97 |
| BERMUDA | 2 584 | 2 580 | -0,15 | 60 597 | 30 077 | -50,37 |
| CAPE VERDE | 52 | 97 | 86,54 | 648 | 1 881 | 190,28 |
| CAYMAN ISLANDS | 35 | 0 | -100,00 | 36 | 0 | -100,00 |
| FRENCH GUIANA | 830 | 255 | -69,28 | 12 168 | 3 046 | -74,97 |
| FRENCH POLYNESIA | 27 932 | 35 165 | 25,90 | 285 721 | 407 859 | 42,75 |
| GRENADA | 48 | 380 | 691,67 | 1 690 | 745 | -55,92 |
| MARTINIQUE | 7 312 | 10 452 | 42,94 | 82 179 | 90 686 | 10,35 |
| NETHERLANDS ANTILLES | 217 291 | 89 599 | -58,77 | 3 289 002 | 1 388 303 | -57,79 |
| NORFOLK ISLANDS | 512 | 0 | -100,00 | 23 214 | 0 | -100,00 |
| SAINT LUCIA | 2 785 | 973 | -65,06 | 18 721 | 27 388 | 46,30 |
| TURKS AND CAICOS ISLANDS | 80 | 115 | 43,75 | 1 643 | 6 449 | 292,51 |
| GUADELOUPE | 18 269 | 21 836 | 19,52 | 150 281 | 179 968 | 19,75 |
| SAINT KITTS AND NEVIS | 3 479 | 2 454 | -29,46 | 70 267 | 69 003 | -1,80 |
| UNITED KINGDOM | 11 347 604 | 10 033 936 | -11,58 | 251 956 642 | 219 707 753 | -12,80 |
| NETHERLANDS | 4 003 539 | 3 943 682 | -1,50 | 100 825 543 | 105 927 060 | 5,06 |
| FRANCE | 9 167 011 | 3 604 319 | -60,68 | 80 618 253 | 78 067 183 | -3,16 |
| GERMANY, FED. REP. OF | 17 516 652 | 16 578 039 | -5,36 | 415 454 033 | 389 633 850 | -6,21 |
| AUSTRIA | 196 589 | 241 010 | 22,60 | 6 612 445 | 7 214 502 | 9,10 |
| BELGIUM | 4 849 233 | 4 234 476 | -12,68 | 128 276 352 | 111 964 491 | -12,72 |

TABEL 5. PERKEMBANGAN EKSPOR INDONESIA MENURUT KOMODITI DAN NEGARA TUJUAN

| JENIS BARANG | BERAT BERSIH (KG) | | PERUB | NILAI FOB (US \$) | | PERUB |
|-------------------------------|--------------------|--------------------|--------------|----------------------|----------------------|--------------|
| | JAN-SEP 2012 | JAN-SEP 2013 | % | JAN-SEP 2012 | JAN-SEP 2013 | % |
| | (1) | (2) | (3) | (4) | (5) | (6) |
| SWITZERLAND | 445 561 | 413 364 | -7,23 | 9 031 194 | 8 585 375 | -4,94 |
| LUXEMBOURG | 30 | 0 | -100,00 | 72 | 0 | -100,00 |
| MONACO | 3 014 | 1 171 | -61,15 | 63 452 | 25 152 | -60,36 |
| DENMARK | 369 548 | 380 409 | 2,94 | 8 073 053 | 9 918 258 | 22,86 |
| NORWAY | 502 135 | 392 349 | -21,86 | 10 498 856 | 7 501 595 | -28,55 |
| SWEDEN | 949 969 | 878 263 | -7,55 | 19 634 946 | 19 458 311 | -0,90 |
| FINLAND | 114 586 | 79 808 | -30,35 | 2 352 151 | 1 858 608 | -20,98 |
| IRELAND | 775 070 | 666 434 | -14,02 | 17 487 823 | 11 374 612 | -34,96 |
| ITALY | 2 034 430 | 2 305 210 | 13,31 | 54 291 956 | 64 916 166 | 19,57 |
| SPAIN | 4 336 058 | 3 803 406 | -12,28 | 60 916 234 | 59 154 811 | -2,89 |
| PORTUGAL | 97 480 | 81 035 | -16,87 | 2 024 725 | 1 883 843 | -6,96 |
| ICELAND | 50 | 0 | -100,00 | 14 | 0 | -100,00 |
| GREECE | 187 604 | 159 433 | -15,02 | 3 981 582 | 3 029 308 | -23,92 |
| THE DEMOCRATIC REPUBLIC OF TH | 145 | 2 454 | 1 592,41 | 495 | 19 877 | 3 915,56 |
| HUNGARY | 33 799 | 37 688 | 11,51 | 1 061 618 | 1 165 040 | 9,74 |
| POLAND | 962 461 | 1 157 047 | 20,22 | 17 597 288 | 20 739 376 | 17,86 |
| ROMANIA | 5 622 | 24 537 | 336,45 | 120 221 | 199 372 | 65,84 |
| BULGARIA | 9 408 | 9 450 | 0,45 | 150 194 | 154 165 | 2,64 |
| YUGOSLAVIA | 0 | 0 | - | 0 | 0 | - |
| ALBANIA | 47 | 0 | -100,00 | 1 350 | 0 | -100,00 |
| BELARUS | 0 | 420 | - | 0 | 3 889 | - |
| KAZAKHSTAN | 2 018 | 3 623 | 79,53 | 61 926 | 107 306 | 73,28 |
| MOLDOVA, REPUBLIC OF | 75 | 204 | 172,00 | 3 310 | 5 017 | 51,57 |
| UKRAINE | 379 881 | 169 057 | -55,50 | 6 771 084 | 3 260 531 | -51,85 |
| LITHUANIA | 8 318 | 11 578 | 39,19 | 124 673 | 145 359 | 16,59 |
| LATVIA | 31 300 | 29 766 | -4,90 | 454 193 | 452 528 | -0,37 |
| ESTONIA | 16 426 | 14 568 | -11,31 | 221 916 | 324 637 | 46,29 |
| GEORGIA | 4 146 | 1 422 | -65,70 | 56 691 | 17 601 | -68,95 |
| CROATIA | 73 177 | 68 938 | -5,79 | 1 132 057 | 955 721 | -15,58 |
| BOSNIA AND HERZEGOVINA | 0 | 104 | - | 0 | 1 515 | - |
| MALTA | 12 479 | 7 805 | -37,45 | 251 069 | 147 412 | -41,29 |
| SLOVAKIA | 805 | 4 393 | 445,71 | 61 842 | 136 271 | 120,35 |
| SLOVENIA | 6 323 | 19 538 | 209,00 | 311 955 | 356 270 | 14,21 |
| CZECH REPUBLIC | 247 120 | 189 043 | -23,50 | 9 791 084 | 7 268 514 | -25,76 |
| RUSSIA FEDERATION | 1 223 792 | 1 328 433 | 8,55 | 36 242 452 | 37 480 401 | 3,42 |
| SERBIA | 51 | 7 060 | 13 743,14 | 1 537 | 115 967 | 7 445,02 |
| MONTENEGRO | 0 | 2 463 | - | 0 | 18 430 | - |
| -KAIN TENUN | 193 137 338 | 186 377 461 | -3,50 | 1 313 977 717 | 1 216 041 643 | -7,45 |
| JAPAN | 26 495 201 | 24 211 237 | -8,62 | 155 715 691 | 138 528 042 | -11,04 |
| HONG KONG | 922 087 | 650 337 | -29,47 | 9 044 143 | 6 967 979 | -22,96 |
| KOREA, REPUBLIC OF | 7 299 304 | 7 281 948 | -0,24 | 33 835 732 | 33 668 098 | -0,50 |
| TAIWAN | 3 593 005 | 789 776 | -78,02 | 10 633 770 | 3 801 219 | -64,25 |
| CHINA | 4 998 538 | 6 760 827 | 35,26 | 34 921 126 | 40 758 878 | 16,72 |
| MONGOLIA | 5 240 | 0 | -100,00 | 16 106 | 0 | -100,00 |
| MACAU | 44 668 | 90 640 | 102,92 | 310 894 | 719 377 | 131,39 |
| PAPUA NEW GUINEA | 401 779 | 217 039 | -45,98 | 3 230 166 | 1 670 604 | -48,28 |
| THAILAND | 8 576 900 | 8 255 475 | -3,75 | 41 482 014 | 40 621 745 | -2,07 |
| SINGAPORE | 2 106 741 | 1 894 307 | -10,08 | 22 991 847 | 14 893 681 | -35,22 |
| PHILIPPINES | 1 820 940 | 2 476 664 | 36,01 | 9 781 789 | 12 275 794 | 25,50 |
| MALAYSIA | 17 477 897 | 17 227 912 | -1,43 | 81 844 811 | 102 074 258 | 24,72 |
| MYANMAR | 605 929 | 780 945 | 28,88 | 5 678 519 | 7 167 004 | 26,21 |
| CAMBODIA | 1 264 897 | 1 001 126 | -20,85 | 8 150 125 | 6 765 494 | -16,99 |
| BRUNEI DARUSSALAM | 136 321 | 113 918 | -16,43 | 1 355 797 | 1 151 056 | -15,10 |
| LAO PEOPLE'S DEM. REP. | 153 623 | 127 489 | -17,01 | 875 287 | 803 656 | -8,18 |
| NEPAL | 831 | 22 172 | 2 568,11 | 8 033 | 82 715 | 929,69 |
| VIET NAM | 5 163 343 | 4 294 498 | -16,83 | 41 654 835 | 33 425 749 | -19,76 |
| MALDIVES | 26 763 | 46 117 | 72,32 | 153 939 | 114 773 | -25,44 |
| INDIA | 1 432 858 | 1 571 916 | 9,70 | 10 115 706 | 10 172 378 | 0,56 |
| PAKISTAN | 453 209 | 713 712 | 57,48 | 2 926 735 | 4 008 408 | 36,96 |
| BANGLADESH | 3 325 061 | 5 560 624 | 67,23 | 22 307 882 | 32 712 631 | 46,64 |
| SRI LANKA | 1 992 765 | 1 580 270 | -20,70 | 14 400 141 | 11 412 299 | -20,75 |
| AFGHANISTAN | 2 534 | 2 013 | -20,56 | 43 070 | 9 438 | -78,09 |
| IRAQ | 0 | 70 042 | - | 0 | 414 789 | - |
| IRAN (ISLAMIC REPUBLIC OF) | 398 811 | 336 193 | -15,70 | 3 093 646 | 2 570 524 | -16,91 |
| SAUDI ARABIA | 11 258 977 | 7 057 999 | -37,31 | 95 933 466 | 59 871 569 | -37,59 |
| ISRAEL | 931 408 | 1 014 168 | 8,89 | 3 885 835 | 4 054 899 | 4,35 |
| KUWAIT | 1 311 907 | 810 257 | -38,24 | 12 914 975 | 8 131 108 | -37,04 |
| JORDAN | 426 669 | 389 909 | -8,62 | 5 634 355 | 5 163 015 | -8,37 |
| LEBANON | 245 353 | 284 847 | 16,10 | 2 296 990 | 2 504 815 | 9,05 |
| YEMEN | 490 131 | 333 185 | -32,02 | 3 746 815 | 2 408 266 | -35,72 |
| OMAN | 401 980 | 229 083 | -43,01 | 3 998 491 | 2 316 572 | -42,06 |
| SYRIA ARAB REPUBLIC | 341 122 | 22 688 | -93,35 | 2 831 786 | 204 940 | -92,76 |
| TURKEY | 34 180 842 | 35 010 652 | 2,43 | 239 423 464 | 218 180 838 | -8,87 |
| UNITED ARAB EMIRATES | 14 510 659 | 15 637 240 | 7,76 | 140 294 624 | 150 250 964 | 7,10 |
| QATAR | 79 108 | 71 000 | -10,25 | 675 844 | 553 584 | -18,09 |
| BAHRAIN | 95 882 | 138 998 | 44,97 | 828 080 | 1 073 451 | 29,63 |

TABEL 5. PERKEMBANGAN EKSPOR INDONESIA MENURUT KOMODITI DAN NEGARA TUJUAN

| JENIS BARANG | BERAT BERSIH (KG) | | PERUB | NILAI FOB (US \$) | | PERUB |
|----------------------------|-------------------|--------------|----------|-------------------|--------------|-----------|
| | JAN-SEP 2012 | JAN-SEP 2013 | % | JAN-SEP 2012 | JAN-SEP 2013 | % |
| (1) | (2) | (3) | (4) | (5) | (6) | (7) |
| CYPRUS | 45 788 | 2 522 | -94,49 | 373 532 | 23 011 | -93,84 |
| EGYPT | 1 016 270 | 929 356 | -8,55 | 8 667 577 | 6 125 265 | -29,33 |
| LIBYAN ARAB JAMAHIRIYA | 918 044 | 434 774 | -52,64 | 7 260 319 | 3 542 689 | -51,20 |
| MOROCCO | 336 342 | 428 375 | 27,36 | 2 943 467 | 2 920 651 | -0,78 |
| TUNISIA | 46 915 | 126 959 | 170,61 | 409 141 | 1 071 384 | 161,86 |
| ALGERIA | 61 668 | 73 637 | 19,41 | 461 111 | 440 709 | -4,42 |
| SUDAN | 404 517 | 471 882 | 16,65 | 3 332 106 | 3 772 626 | 13,22 |
| ERITREA | 9 876 | 0 | -100,00 | 80 306 | 0 | -100,00 |
| LESOTHO | 57 970 | 0 | -100,00 | 287 850 | 0 | -100,00 |
| ETHIOPIA | 150 063 | 271 241 | 80,75 | 936 807 | 1 167 533 | 24,63 |
| TANZANIA, UNITED REP. OF | 372 828 | 501 842 | 34,60 | 1 917 869 | 2 962 001 | 54,44 |
| MADAGASCAR | 18 000 | 27 | -99,85 | 36 376 | 88 | -99,76 |
| SOMALIA | 67 862 | 219 473 | 223,41 | 1 479 733 | 2 395 818 | 61,91 |
| KENYA | 549 535 | 494 551 | -10,01 | 5 666 949 | 4 580 295 | -19,18 |
| REUNION | 299 | 549 | 83,61 | 2 887 | 1 760 | -39,04 |
| MOZAMBIQUE | 1 197 | 13 800 | 1 052,88 | 260 | 73 628 | 28 218,46 |
| BOTSWANA | 0 | 21 880 | - | 0 | 41 626 | - |
| TOGO | 92 709 | 26 244 | -71,69 | 1 017 920 | 197 675 | -80,58 |
| GHANA | 462 995 | 396 821 | -14,29 | 2 587 990 | 2 126 100 | -17,85 |
| LIBERIA | 2 216 | 0 | -100,00 | 10 916 | 0 | -100,00 |
| GUINEA | 1 351 | 11 719 | 767,43 | 6 264 | 70 315 | 1 022,53 |
| ANGOLA | 9 | 0 | -100,00 | 3 011 | 0 | -100,00 |
| CONGO | 1 250 | 4 750 | 280,00 | 2 103 | 3 423 | 62,77 |
| CAMEROON | 1 103 | 20 074 | 1 719,95 | 600 | 157 509 | 26 151,50 |
| NIGERIA | 77 552 | 73 233 | -5,57 | 169 186 | 84 009 | -50,35 |
| GABON | 1 144 | 5 720 | 400,00 | 144 | 2 700 | 1 775,00 |
| COTE D'IVOIRE | 111 650 | 169 334 | 51,67 | 943 065 | 1 202 067 | 27,46 |
| SENEGAL | 5 100 | 6 350 | 24,51 | 10 450 | 34 743 | 232,47 |
| BENIN | 7 830 | 32 995 | 321,39 | 110 883 | 152 331 | 37,38 |
| GAMBIA | 22 492 | 3 976 | -82,32 | 130 287 | 38 394 | -70,53 |
| SEYCHELLES | 2 535 | 50 | -98,03 | 2 652 | 3 980 | 50,08 |
| UGANDA | 40 670 | 5 268 | -87,05 | 268 169 | 57 090 | -78,71 |
| CENTRAL AFRICAN REPUBLIC | 5 431 | 0 | -100,00 | 14 106 | 0 | -100,00 |
| DJIBOUTI | 16 239 | 12 811 | -21,11 | 90 257 | 20 493 | -77,29 |
| SAINT HELENA | 0 | 850 | - | 0 | 7 923 | - |
| SOUTH AFRICA | 2 820 780 | 2 476 541 | -12,20 | 33 079 558 | 18 742 704 | -43,34 |
| ZIMBABWE | 393 964 | 376 929 | -4,32 | 4 714 684 | 1 924 703 | -59,18 |
| ZAMBIA | 8 287 | 11 429 | 37,91 | 34 884 | 51 757 | 48,37 |
| MAURITIUS | 520 496 | 76 640 | -85,28 | 6 820 781 | 413 907 | -93,93 |
| AUSTRALIA | 2 331 658 | 1 208 806 | -48,16 | 12 184 802 | 7 325 823 | -39,88 |
| NEW ZEALAND | 263 296 | 278 374 | 5,73 | 1 918 173 | 2 217 039 | 15,58 |
| MICRONESIA, FED. STATES OF | 6 200 | 18 134 | 192,48 | 68 476 | 191 158 | 179,16 |
| GUAM | 157 | 0 | -100,00 | 576 | 0 | -100,00 |
| PALAU | 255 | 0 | -100,00 | 1 880 | 0 | -100,00 |
| NEW CALEDONIA | 292 | 130 | -55,48 | 10 762 | 2 211 | -79,46 |
| VANUATU | 769 | 334 | -56,57 | 4 781 | 1 903 | -60,20 |
| WALLIS AND FUTUNA ISLANDS | 22 | 0 | -100,00 | 1 343 | 0 | -100,00 |
| AMERICAN SAMOA | 1 193 | 0 | -100,00 | 18 147 | 0 | -100,00 |
| COOK ISLANDS | 90 | 852 | 846,67 | 9 505 | 4 459 | -53,09 |
| FIJI | 145 774 | 109 280 | -25,03 | 1 117 780 | 963 851 | -13,77 |
| MARSHALL ISLANDS | 258 | 1 382 | 435,66 | 2 787 | 14 289 | 412,70 |
| TONGA | 765 | 714 | -6,67 | 3 740 | 4 943 | 32,17 |
| EAST TIMOR | 111 845 | 26 012 | -76,74 | 83 387 | 22 307 | -73,25 |
| UNITED STATES | 4 944 009 | 4 377 692 | -11,45 | 45 569 895 | 39 835 379 | -12,58 |
| CANADA | 684 528 | 629 468 | -8,04 | 6 240 604 | 6 180 142 | -0,97 |
| MEXICO | 1 036 866 | 773 470 | -25,40 | 7 575 055 | 6 962 297 | -8,09 |
| GUATEMALA | 59 134 | 183 228 | 209,85 | 543 510 | 1 505 751 | 177,04 |
| HONDURAS | 63 097 | 7 870 | -87,53 | 583 514 | 73 788 | -87,35 |
| NICARAGUA | 112 670 | 416 113 | 269,32 | 846 349 | 3 082 833 | 264,25 |
| PANAMA | 187 073 | 229 416 | 22,63 | 1 318 370 | 2 381 978 | 80,68 |
| SURINAME | 13 168 | 2 067 | -84,30 | 65 953 | 19 026 | -71,15 |
| CHILE | 204 813 | 216 582 | 5,75 | 1 431 295 | 1 391 441 | -2,78 |
| VENEZUELA | 52 059 | 0 | -100,00 | 322 109 | 0 | -100,00 |
| ARGENTINA | 150 189 | 83 707 | -44,27 | 780 095 | 552 280 | -29,20 |
| BRAZIL | 1 327 584 | 899 695 | -32,23 | 9 231 926 | 7 103 929 | -23,05 |
| COLOMBIA | 312 234 | 247 004 | -20,89 | 2 291 526 | 1 967 642 | -14,13 |
| URUGUAY | 89 965 | 18 248 | -79,72 | 255 842 | 113 595 | -55,60 |
| PARAGUAY | 13 715 | 0 | -100,00 | 84 257 | 0 | -100,00 |
| ECUADOR | 96 577 | 43 541 | -54,92 | 776 188 | 375 487 | -51,62 |
| PERU | 362 226 | 381 034 | 5,19 | 2 187 083 | 2 279 440 | 4,22 |
| GUYANA | 4 623 | 0 | -100,00 | 50 082 | 0 | -100,00 |
| TRINIDAD AND TOBAGO | 0 | 56 | - | 0 | 719 | - |
| PUERTO RICO | 0 | 25 | - | 0 | 250 | - |
| DOMINICAN REPUBLIC | 101 785 | 52 323 | -48,59 | 835 439 | 752 254 | -9,96 |
| EL SALVADOR | 131 858 | 58 813 | -55,40 | 960 000 | 372 506 | -61,20 |
| COSTA RICA | 805 | 25 | -96,89 | 89 046 | 2 850 | -96,80 |
| HAITI | 14 992 | 27 973 | 86,59 | 88 661 | 167 440 | 88,85 |

TABEL 5. PERKEMBANGAN EKSPOR INDONESIA MENURUT KOMODITI DAN NEGARA TUJUAN

| JENIS BARANG | BERAT BERSIH (KG) | | PERUB % | NILAI FOB (US \$) | | PERUB % |
|----------------------------|--------------------|----------------------|--------------|----------------------|----------------------|-------------|
| | JAN-SEP 2012 | JAN-SEP 2013 | | JAN-SEP 2012 | JAN-SEP 2013 | |
| (1) | (2) | (3) | (4) | (5) | (6) | (7) |
| BARBADOS | 0 | 1 | - | 0 | 10 | - |
| ARUBA | 0 | 15 | - | 0 | 326 | - |
| CAPE VERDE | 8 | 0 | -100,00 | 34 | 0 | -100,00 |
| DOMINICA | 0 | 1 960 | - | 0 | 20 472 | - |
| FRENCH POLYNESIA | 8 747 | 3 694 | -57,77 | 92 982 | 23 775 | -74,43 |
| MARTINIQUE | 0 | 5 | - | 0 | 72 | - |
| NETHERLANDS ANTILLES | 116 | 5 | -95,69 | 2 382 | 285 | -88,04 |
| GUADELOUPE | 28 | 84 | 200,00 | 509 | 1 958 | 284,68 |
| SAINT KITTS AND NEVIS | 3 110 | 1 350 | -56,59 | 13 131 | 7 617 | -41,99 |
| UNITED KINGDOM | 1 209 642 | 1 060 522 | -12,33 | 7 706 691 | 6 054 227 | -21,44 |
| NETHERLANDS | 2 353 045 | 2 746 312 | 16,71 | 13 894 856 | 16 143 142 | 16,18 |
| FRANCE | 299 243 | 294 715 | -1,51 | 2 641 211 | 2 601 631 | -1,50 |
| GERMANY, FED. REP. OF | 2 045 781 | 2 358 665 | 15,29 | 12 588 972 | 13 920 316 | 10,58 |
| AUSTRIA | 733 | 429 | -41,47 | 2 240 | 2 563 | 14,42 |
| BELGIUM | 3 359 804 | 3 378 768 | 0,56 | 14 571 468 | 13 537 092 | -7,10 |
| SWITZERLAND | 2 415 | 27 741 | 1 048,70 | 44 639 | 130 191 | 191,65 |
| LUXEMBOURG | 2 | 0 | -100,00 | 3 | 0 | -100,00 |
| DENMARK | 102 792 | 105 543 | 2,68 | 953 639 | 1 096 862 | 15,02 |
| NORWAY | 30 225 | 86 504 | 186,20 | 221 863 | 825 199 | 271,94 |
| SWEDEN | 11 651 | 42 371 | 263,67 | 133 480 | 253 942 | 90,25 |
| FINLAND | 197 698 | 120 588 | -39,00 | 1 566 424 | 904 782 | -42,24 |
| IRELAND | 386 | 42 | -89,12 | 8 018 | 99 | -98,77 |
| ITALY | 5 323 801 | 7 296 768 | 37,06 | 26 739 977 | 32 922 995 | 23,12 |
| SPAIN | 1 785 534 | 1 672 288 | -6,34 | 10 876 311 | 10 027 706 | -7,80 |
| PORTUGAL | 582 807 | 479 801 | -17,67 | 2 649 891 | 1 993 460 | -24,77 |
| GREECE | 126 612 | 193 518 | 52,84 | 817 489 | 1 118 267 | 36,79 |
| ANDORRA | 10 097 | 0 | -100,00 | 79 905 | 0 | -100,00 |
| HUNGARY | 88 002 | 88 539 | 0,61 | 963 436 | 954 894 | -0,89 |
| POLAND | 663 076 | 925 649 | 39,60 | 5 809 481 | 8 841 518 | 52,19 |
| ROMANIA | 2 036 | 6 917 | 239,73 | 25 890 | 76 832 | 196,76 |
| BULGARIA | 7 304 | 1 621 | -77,81 | 84 904 | 23 628 | -72,17 |
| AZERBAIJAN | 8 | 1 343 | 16 687,50 | 2 487 | 11 092 | 346,00 |
| BELARUS | 7 394 | 16 969 | 129,50 | 66 483 | 186 659 | 180,76 |
| KAZAKHSTAN | 260 | 0 | -100,00 | 1 787 | 0 | -100,00 |
| UKRAINE | 42 563 | 63 004 | 48,03 | 373 164 | 522 282 | 39,96 |
| LITHUANIA | 1 922 | 4 432 | 130,59 | 19 457 | 55 761 | 186,59 |
| LATVIA | 273 | 261 | -4,40 | 9 675 | 20 836 | 115,36 |
| ESTONIA | 400 | 6 496 | 1 524,00 | 1 500 | 35 114 | 2 240,93 |
| CROATIA | 4 961 | 278 | -94,40 | 21 084 | 2 748 | -86,97 |
| BOSNIA AND HERZEGOVINA | 40 | 0 | -100,00 | 4 498 | 0 | -100,00 |
| MALTA | 0 | 698 | - | 0 | 4 504 | - |
| SLOVAKIA | 108 690 | 424 | -99,61 | 409 928 | 3 262 | -99,20 |
| SLOVENIA | 192 984 | 221 195 | 14,62 | 1 135 452 | 998 286 | -12,08 |
| CZECH REPUBLIC | 2 418 | 180 | -92,56 | 25 160 | 300 | -98,81 |
| RUSSIA FEDERATION | 107 002 | 95 027 | -11,19 | 943 303 | 926 491 | -1,78 |
| SERBIA | 924 | 546 | -40,91 | 10 246 | 5 920 | -42,22 |
| -TEKSTIL LAINNYA | 934 895 937 | 1 036 348 527 | 10,85 | 2 654 295 591 | 2 746 417 661 | 3,47 |
| JAPAN | 73 592 754 | 72 238 500 | -1,84 | 298 499 459 | 275 778 573 | -7,61 |
| HONG KONG | 10 335 550 | 10 919 090 | 5,65 | 44 911 676 | 50 571 890 | 12,60 |
| KOREA, DEM. PEOPLE'S REP. | 0 | 84 592 | - | 0 | 231 365 | - |
| KOREA, REPUBLIC OF | 65 496 546 | 68 675 564 | 4,85 | 222 263 646 | 217 275 669 | -2,24 |
| TAIWAN | 21 755 826 | 27 809 617 | 27,83 | 57 868 702 | 56 610 244 | -2,17 |
| CHINA | 120 846 405 | 156 977 459 | 29,90 | 218 420 331 | 300 558 153 | 37,61 |
| MONGOLIA | 0 | 200 | - | 0 | 332 | - |
| MACAU | 259 | 271 902 | 104 881,47 | 6 225 | 958 910 | 15 304,18 |
| PAPUA NEW GUINEA | 165 449 | 176 200 | 6,50 | 442 478 | 533 344 | 20,54 |
| THAILAND | 33 182 221 | 38 066 728 | 14,72 | 96 172 084 | 105 424 539 | 9,62 |
| SINGAPORE | 4 784 170 | 3 395 341 | -29,03 | 16 322 170 | 15 978 584 | -2,11 |
| PHILIPPINES | 8 677 907 | 8 754 086 | 0,88 | 24 190 729 | 25 208 542 | 4,21 |
| MALAYSIA | 18 200 178 | 14 430 960 | -20,71 | 63 762 980 | 41 112 886 | -35,52 |
| MYANMAR | 121 067 | 312 058 | 157,76 | 1 599 456 | 1 241 169 | -22,40 |
| CAMBODIA | 689 624 | 756 792 | 9,74 | 10 533 454 | 6 831 319 | -35,15 |
| BRUNEI DARUSSALAM | 113 938 | 189 711 | 66,50 | 298 219 | 424 894 | 42,48 |
| LAO PEOPLE'S DEM. REP. | 104 559 | 96 637 | -7,58 | 484 839 | 430 757 | -11,15 |
| NEPAL | 42 677 | 169 501 | 297,17 | 101 506 | 326 175 | 221,34 |
| VIET NAM | 21 013 701 | 26 894 618 | 27,99 | 62 013 236 | 76 011 716 | 22,57 |
| MALDIVES | 5 106 | 4 763 | -6,72 | 99 050 | 58 931 | -40,50 |
| INDIA | 25 853 323 | 24 221 929 | -6,31 | 71 607 745 | 52 774 345 | -26,30 |
| PAKISTAN | 33 038 590 | 38 648 402 | 16,98 | 81 015 449 | 83 006 798 | 2,46 |
| BANGLADESH | 17 549 825 | 17 319 129 | -1,31 | 54 142 161 | 51 217 079 | -5,40 |
| SRI LANKA | 2 750 009 | 2 202 057 | -19,93 | 10 802 513 | 8 857 704 | -18,00 |
| IRAN (ISLAMIC REPUBLIC OF) | 11 085 512 | 11 452 369 | 3,31 | 26 180 170 | 23 109 301 | -11,73 |
| SAUDI ARABIA | 2 432 610 | 1 798 210 | -26,08 | 10 281 464 | 8 924 267 | -13,20 |
| ISRAEL | 11 015 319 | 11 931 190 | 8,31 | 24 207 982 | 24 137 593 | -0,29 |
| KUWAIT | 58 735 | 82 742 | 40,87 | 672 875 | 751 199 | 11,64 |
| JORDAN | 291 818 | 312 330 | 7,03 | 797 106 | 834 410 | 4,68 |

TABEL 5. PERKEMBANGAN EKSPOR INDONESIA MENURUT KOMODITI DAN NEGARA TUJUAN

| JENIS BARANG | BERAT BERSIH (KG) | | PERUB | NILAI FOB (US \$) | | PERUB |
|--------------------------------|-------------------|--------------|-----------|-------------------|--------------|----------|
| | JAN-SEP 2012 | JAN-SEP 2013 | % | JAN-SEP 2012 | JAN-SEP 2013 | % |
| (1) | (2) | (3) | (4) | (5) | (6) | (7) |
| LEBANON | 90 472 | 42 994 | -52,48 | 407 015 | 165 321 | -59,38 |
| YEMEN | 1 099 974 | 774 878 | -29,55 | 6 083 261 | 4 275 090 | -29,72 |
| OMAN | 30 000 | 42 756 | 42,52 | 46 021 | 129 725 | 181,88 |
| SYRIA ARAB REPUBLIC | 3 041 759 | 301 334 | -90,09 | 7 536 008 | 777 353 | -89,68 |
| TURKEY | 75 950 266 | 96 107 259 | 26,54 | 182 168 093 | 215 312 324 | 18,19 |
| UNITED ARAB EMIRATES | 2 693 850 | 2 861 480 | 6,22 | 31 796 216 | 30 616 525 | -3,71 |
| QATAR | 13 552 | 4 069 | -69,97 | 242 684 | 41 191 | -83,03 |
| BAHRAIN | 4 347 | 3 338 | -23,21 | 51 686 | 33 926 | -34,36 |
| CYPRUS | 825 | 91 | -88,97 | 1 022 | 816 | -20,16 |
| EGYPT | 32 927 826 | 38 741 992 | 17,66 | 79 845 111 | 98 823 029 | 23,77 |
| LIBYAN ARAB JAMAHIRIYA | 236 798 | 15 440 | -93,48 | 501 175 | 79 604 | -84,12 |
| MOROCCO | 1 888 751 | 2 770 201 | 46,67 | 5 225 142 | 8 459 398 | 61,90 |
| TUNISIA | 1 012 910 | 1 011 512 | -0,14 | 1 984 189 | 2 614 474 | 31,77 |
| ALGERIA | 1 132 914 | 1 463 645 | 29,19 | 3 771 530 | 4 403 312 | 16,75 |
| SUDAN | 137 674 | 238 726 | 73,40 | 556 116 | 934 063 | 67,96 |
| ETHIOPIA | 1 474 837 | 574 075 | -61,08 | 4 808 642 | 1 951 980 | -59,41 |
| TANZANIA, UNITED REP. OF | 63 740 | 104 361 | 63,73 | 151 743 | 202 237 | 33,28 |
| MADAGASCAR | 460 199 | 136 161 | -70,41 | 1 072 989 | 338 301 | -68,47 |
| SOMALIA | 185 192 | 174 370 | -5,84 | 1 114 203 | 2 371 535 | 112,85 |
| KENYA | 1 839 530 | 2 078 476 | 12,99 | 6 802 502 | 7 635 296 | 12,24 |
| REUNION | 9 923 | 4 188 | -57,80 | 50 275 | 69 992 | 39,22 |
| MOZAMBIQUE | 215 | 1 041 | 384,19 | 1 091 | 2 883 | 164,25 |
| BOTSWANA | 15 716 | 10 000 | -36,37 | 17 755 | 19 587 | 10,32 |
| TOGO | 83 292 | 31 282 | -62,44 | 806 001 | 55 606 | -93,10 |
| GHANA | 134 003 | 132 740 | -0,94 | 501 059 | 436 812 | -12,82 |
| LIBERIA | 16 131 | 950 | -94,11 | 99 961 | 100 | -99,90 |
| GUINEA | 119 | 48 | -59,66 | 591 | 32 | -94,59 |
| ANGOLA | 26 956 | 43 188 | 60,22 | 45 570 | 100 674 | 120,92 |
| CONGO | 641 | 1 495 | 133,23 | 2 147 | 2 013 | -6,24 |
| CAMEROON | 199 365 | 375 058 | 88,13 | 378 247 | 726 047 | 91,95 |
| NIGERIA | 236 755 | 317 389 | 34,06 | 506 518 | 1 441 290 | 184,55 |
| SIERRA LEONE | 0 | 71 | - | 0 | 1 500 | - |
| GABON | 4 081 | 3 866 | -5,27 | 2 587 | 2 149 | -16,93 |
| COTE D'IVOIRE | 137 055 | 346 850 | 153,07 | 908 560 | 1 684 835 | 85,44 |
| SENEGAL | 254 797 | 277 543 | 8,93 | 790 880 | 850 320 | 7,52 |
| MAURITANIA | 166 619 | 120 707 | -27,56 | 388 916 | 261 319 | -32,81 |
| BENIN | 79 119 | 60 105 | -24,03 | 417 155 | 235 976 | -43,43 |
| GAMBIA | 0 | 13 258 | - | 0 | 46 458 | - |
| U.S. VIRGIN ISLANDS | 27 | 30 | 11,11 | 340 | 348 | 2,35 |
| SEYCHELLES | 8 267 | 5 802 | -29,82 | 44 222 | 33 696 | -23,80 |
| UGANDA | 3 | 354 | 11 700,00 | 19 | 121 | 536,84 |
| NIGER | 2 580 | 15 070 | 484,11 | 20 068 | 290 112 | 1 345,64 |
| DJIBOUTI | 224 990 | 621 445 | 176,21 | 773 119 | 1 927 293 | 149,29 |
| SAINT HELENA | 401 | 0 | -100,00 | 5 741 | 0 | -100,00 |
| SWAZILAND | 15 563 | 29 520 | 89,68 | 37 058 | 70 177 | 89,37 |
| SOUTH AFRICA | 2 901 501 | 3 690 030 | 27,18 | 10 155 454 | 12 089 378 | 19,04 |
| ZIMBABWE | 1 158 | 8 938 | 671,85 | 9 075 | 22 717 | 150,33 |
| ZAMBIA | 34 194 | 36 359 | 6,33 | 84 906 | 80 403 | -5,30 |
| MAURITIUS | 907 871 | 2 018 338 | 122,32 | 3 195 815 | 5 233 095 | 63,75 |
| VIRGIN ISLANDS (BRITISH) | 21 316 | 201 995 | 847,62 | 72 318 | 398 387 | 450,88 |
| AUSTRALIA | 12 056 727 | 11 740 789 | -2,62 | 38 774 821 | 36 874 750 | -4,90 |
| NEW ZEALAND | 1 898 462 | 1 716 930 | -9,56 | 5 131 283 | 5 194 478 | 1,23 |
| MICRONESIA, FED. STATES OF | 2 | 175 | 8 650,00 | 124 | 98 | -20,97 |
| GUAM | 2 649 | 1 809 | -31,71 | 10 310 | 5 013 | -51,38 |
| PALAU | 1 713 | 88 | -94,86 | 9 767 | 1 932 | -80,22 |
| NEW CALEDONIA | 7 608 | 6 510 | -14,43 | 79 222 | 73 836 | -6,80 |
| NORTHERN MARIANA ISLANDS | 4 385 | 1 077 | -75,44 | 5 502 | 1 277 | -76,79 |
| SAINT VINCENT AND THE GRENADIN | 15 | 460 | 2 966,67 | 85 | 8 309 | 9 675,29 |
| VANUATU | 9 202 | 5 677 | -38,31 | 41 407 | 42 788 | 3,34 |
| WALLIS AND FUTUNA ISLANDS | 4 013 | 7 700 | 91,88 | 21 317 | 28 266 | 32,60 |
| AMERICAN SAMOA | 37 880 | 9 072 | -76,05 | 87 433 | 24 565 | -71,90 |
| COOK ISLANDS | 2 908 | 6 207 | 113,45 | 31 625 | 91 399 | 189,01 |
| FIJI | 14 023 | 12 299 | -12,29 | 135 524 | 94 890 | -29,98 |
| KIRIBATI | 312 | 4 235 | 1 257,37 | 2 914 | 28 500 | 878,04 |
| SAMOA | 210 | 0 | -100,00 | 1 774 | 0 | -100,00 |
| SOLOMON ISLANDS | 1 345 | 1 305 | -2,97 | 12 732 | 10 486 | -17,64 |
| TONGA | 209 | 535 | 155,98 | 2 440 | 2 137 | -12,42 |
| EAST TIMOR | 349 327 | 389 159 | 11,40 | 472 729 | 486 610 | 2,94 |
| UNITED STATES | 60 425 866 | 61 315 124 | 1,47 | 186 108 582 | 171 639 898 | -7,77 |
| CANADA | 5 501 140 | 4 908 875 | -10,77 | 15 297 298 | 12 916 158 | -15,57 |
| MEXICO | 7 637 948 | 9 070 851 | 18,76 | 20 579 616 | 25 406 513 | 23,45 |
| GUATEMALA | 657 399 | 1 266 029 | 92,58 | 2 497 831 | 5 627 226 | 125,28 |
| HONDURAS | 153 272 | 187 393 | 22,26 | 477 280 | 622 977 | 30,53 |
| NICARAGUA | 19 602 | 58 902 | 200,49 | 59 677 | 393 560 | 559,48 |
| PANAMA | 118 141 | 122 649 | 3,82 | 252 289 | 228 794 | -9,31 |
| CUBA | 29 184 | 26 482 | -9,26 | 80 685 | 58 520 | -27,47 |
| SURINAME | 143 005 | 150 595 | 5,31 | 378 264 | 319 498 | -15,54 |

TABEL 5. PERKEMBANGAN EKSPOR INDONESIA MENURUT KOMODITI DAN NEGARA TUJUAN

| JENIS BARANG | BERAT BERSIH (KG) | | PERUB | NILAI FOB (US \$) | | PERUB |
|-------------------------------|--------------------|--------------------|-------------|----------------------|----------------------|--------------|
| | JAN-SEP 2012 | JAN-SEP 2013 | % | JAN-SEP 2012 | JAN-SEP 2013 | % |
| (1) | (2) | (3) | (4) | (5) | (6) | (7) |
| CHILE | 1 472 456 | 1 389 728 | -5,62 | 4 442 470 | 4 223 936 | -4,92 |
| VENEZUELA | 4 210 435 | 3 639 412 | -13,56 | 13 341 130 | 12 026 935 | -9,85 |
| ARGENTINA | 10 028 200 | 11 281 482 | 12,50 | 28 407 203 | 31 365 106 | 10,41 |
| BRAZIL | 80 993 811 | 88 291 456 | 9,01 | 231 273 076 | 231 402 941 | 0,06 |
| COLOMBIA | 5 879 192 | 6 012 799 | 2,27 | 16 004 696 | 17 309 739 | 8,15 |
| URUGUAY | 374 090 | 383 481 | 2,51 | 1 155 529 | 1 041 850 | -9,84 |
| PARAGUAY | 250 884 | 125 026 | -50,17 | 729 627 | 399 803 | -45,20 |
| ECUADOR | 632 670 | 592 669 | -6,32 | 1 877 315 | 1 774 358 | -5,48 |
| PERU | 2 404 123 | 2 763 458 | 14,95 | 7 468 666 | 8 099 519 | 8,45 |
| GUYANA | 134 783 | 95 762 | -28,95 | 307 566 | 214 989 | -30,10 |
| TRINIDAD AND TOBAGO | 4 | 7 179 | 179 375,00 | 177 | 18 355 | 10 270,06 |
| BAHAMAS | 1 881 | 10 229 | 443,81 | 29 327 | 82 401 | 180,97 |
| JAMAICA | 288 929 | 206 898 | -28,39 | 679 830 | 594 378 | -12,57 |
| PUERTO RICO | 227 | 774 | 240,97 | 1 337 | 3 237 | 142,11 |
| DOMINICAN REPUBLIC | 239 709 | 151 334 | -36,87 | 888 652 | 453 140 | -49,01 |
| EL SALVADOR | 492 438 | 207 717 | -57,82 | 1 232 038 | 421 255 | -65,81 |
| COSTA RICA | 5 340 | 25 298 | 373,75 | 46 755 | 204 104 | 336,54 |
| BARBADOS | 19 | 292 | 1 436,84 | 434 | 3 057 | 604,38 |
| ANTIGUA AND BARBUDA | 87 | 834 | 858,62 | 1 954 | 6 866 | 251,38 |
| BERMUDA | 391 | 68 | -82,61 | 5 223 | 520 | -90,04 |
| CAPE VERDE | 6 | 0 | -100,00 | 28 | 0 | -100,00 |
| CAYMAN ISLANDS | 35 | 0 | -100,00 | 30 | 0 | -100,00 |
| FRENCH GUIANA | 232 | 10 | -95,69 | 3 593 | 49 | -98,64 |
| FRENCH POLYNESIA | 10 707 | 14 611 | 36,46 | 109 274 | 124 591 | 14,02 |
| GRENADA | 5 | 80 | 1 500,00 | 148 | 1 324 | 794,59 |
| MARTINIQUE | 1 041 | 2 939 | 182,32 | 4 375 | 12 204 | 178,95 |
| NETHERLANDS ANTILLES | 22 646 | 5 579 | -75,36 | 208 173 | 25 033 | -87,97 |
| SAINT LUCIA | 0 | 297 | - | 0 | 17 397 | - |
| TURKS AND CAICOS ISLANDS | 0 | 1 210 | - | 0 | 8 314 | - |
| GUADELOUPE | 2 829 | 2 796 | -1,17 | 10 788 | 30 894 | 186,37 |
| SAINT KITTS AND NEVIS | 689 | 1 880 | 172,86 | 12 460 | 32 994 | 164,80 |
| UNITED KINGDOM | 16 326 965 | 17 029 787 | 4,30 | 35 964 218 | 34 311 628 | -4,60 |
| NETHERLANDS | 6 503 731 | 5 635 127 | -13,36 | 17 129 757 | 15 695 103 | -8,38 |
| FRANCE | 1 696 603 | 1 805 095 | 6,39 | 4 383 061 | 4 636 660 | 5,79 |
| GERMANY, FED. REP. OF | 16 279 583 | 17 867 732 | 9,76 | 50 101 081 | 51 636 606 | 3,06 |
| AUSTRIA | 33 412 | 321 475 | 862,15 | 231 780 | 301 706 | 30,17 |
| BELGIUM | 22 153 329 | 21 376 324 | -3,51 | 48 292 097 | 48 070 106 | -0,46 |
| SWITZERLAND | 165 573 | 106 863 | -35,46 | 1 270 060 | 1 039 802 | -18,13 |
| DENMARK | 324 187 | 426 749 | 31,64 | 1 483 816 | 1 658 592 | 11,78 |
| NORWAY | 197 642 | 264 458 | 33,81 | 2 075 752 | 2 644 699 | 27,41 |
| SWEDEN | 767 427 | 879 087 | 14,55 | 5 137 372 | 4 833 817 | -5,91 |
| FINLAND | 2 364 674 | 1 268 544 | -46,35 | 4 769 782 | 2 720 538 | -42,96 |
| IRELAND | 499 910 | 546 641 | 9,35 | 1 073 050 | 1 245 272 | 16,05 |
| ITALY | 23 883 452 | 26 781 420 | 12,13 | 60 440 154 | 67 889 986 | 12,33 |
| SPAIN | 11 641 081 | 12 927 814 | 11,05 | 31 907 472 | 33 360 492 | 4,55 |
| PORTUGAL | 5 720 913 | 9 680 151 | 69,21 | 17 745 900 | 29 483 615 | 66,14 |
| ICELAND | 0 | 6 764 | - | 0 | 57 420 | - |
| GREECE | 1 125 016 | 658 078 | -41,51 | 4 041 737 | 1 987 987 | -50,81 |
| THE DEMOCRATIC REPUBLIC OF TH | 77 206 | 121 827 | 57,79 | 216 304 | 369 892 | 71,01 |
| HUNGARY | 893 103 | 1 205 357 | 34,96 | 2 030 341 | 3 158 904 | 55,58 |
| POLAND | 2 555 125 | 3 721 564 | 45,65 | 7 666 850 | 10 219 118 | 33,29 |
| ROMANIA | 1 244 914 | 1 608 836 | 29,23 | 4 147 742 | 4 669 525 | 12,58 |
| BULGARIA | 45 816 | 973 645 | 2 025,12 | 98 815 | 1 953 698 | 1 877,13 |
| KYRGYZSTAN | 161 721 | 44 175 | -72,68 | 608 926 | 163 875 | -73,09 |
| UKRAINE | 44 512 | 144 543 | 224,73 | 139 112 | 336 203 | 141,68 |
| UZBEKISTAN | 29 706 | 161 615 | 444,05 | 110 199 | 601 475 | 445,81 |
| LITHUANIA | 1 484 356 | 1 677 750 | 13,03 | 2 830 948 | 3 176 475 | 12,21 |
| LATVIA | 811 253 | 899 390 | 10,86 | 1 533 881 | 1 446 774 | -5,68 |
| ESTONIA | 174 776 | 148 869 | -14,82 | 368 225 | 349 441 | -5,10 |
| GEORGIA | 12 920 | 70 | -99,46 | 50 070 | 796 | -98,41 |
| CROATIA | 143 632 | 447 977 | 211,89 | 283 130 | 761 142 | 168,83 |
| MALTA | 590 | 30 927 | 5 141,86 | 3 036 | 64 799 | 2 034,35 |
| SLOVAKIA | 555 | 9 006 | 1 522,70 | 7 370 | 49 746 | 574,98 |
| SLOVENIA | 581 276 | 234 491 | -59,66 | 1 435 155 | 471 964 | -67,11 |
| CZECH REPUBLIC | 216 504 | 301 937 | 39,46 | 551 407 | 742 426 | 34,64 |
| RUSSIA FEDERATION | 7 238 196 | 6 797 139 | -6,09 | 16 193 696 | 11 760 189 | -27,38 |
| SERBIA | 100 | 80 | -20,00 | 333 | 1 672 | 402,10 |
| MONTENEGRO | 20 | 3 500 | 17 400,00 | 56 | 34 243 | 61 048,21 |
| -BARANG DARI KARET | 451 532 282 | 463 362 343 | 2,62 | 1 956 502 050 | 1 816 656 837 | -7,15 |
| JAPAN | 38 531 770 | 38 266 838 | -0,69 | 207 434 226 | 185 218 659 | -10,71 |
| HONG KONG | 1 270 655 | 968 630 | -23,77 | 10 008 515 | 9 840 523 | -1,68 |
| KOREA, REPUBLIC OF | 4 470 385 | 4 570 066 | 2,23 | 14 603 008 | 15 307 997 | 4,83 |
| TAIWAN | 4 486 183 | 4 710 036 | 4,99 | 23 327 003 | 22 911 712 | -1,78 |
| CHINA | 69 714 514 | 59 204 839 | -15,08 | 225 313 524 | 164 829 224 | -26,84 |
| MONGOLIA | 0 | 58 877 | - | 0 | 172 594 | - |
| PAPUA NEW GUINEA | 1 544 620 | 1 265 188 | -18,09 | 6 683 365 | 4 576 546 | -31,52 |

TABEL 5. PERKEMBANGAN EKSPOR INDONESIA MENURUT KOMODITI DAN NEGARA TUJUAN

| JENIS BARANG | BERAT BERSIH (KG) | | PERUB | NILAI FOB (US \$) | | PERUB |
|--------------------------------|-------------------|--------------|-----------|-------------------|--------------|----------|
| | JAN-SEP 2012 | JAN-SEP 2013 | % | JAN-SEP 2012 | JAN-SEP 2013 | % |
| | (1) | (2) | (3) | (4) | (5) | (6) |
| THAILAND | 6 724 741 | 5 901 851 | -12,24 | 38 714 808 | 32 741 042 | -15,43 |
| SINGAPORE | 4 744 846 | 20 109 437 | 323,82 | 39 212 765 | 67 879 317 | 73,11 |
| PHILIPPINES | 13 524 472 | 16 216 769 | 19,91 | 45 153 182 | 48 560 986 | 7,55 |
| MALAYSIA | 22 505 563 | 25 364 765 | 12,70 | 87 416 241 | 85 123 118 | -2,62 |
| MYANMAR | 865 768 | 996 817 | 15,14 | 3 879 329 | 4 093 151 | 5,51 |
| CAMBODIA | 719 372 | 749 592 | 4,20 | 3 738 624 | 4 562 339 | 22,03 |
| BRUNEI DARUSSALAM | 329 957 | 456 600 | 38,38 | 1 569 293 | 1 895 350 | 20,78 |
| LAO PEOPLE'S DEM. REP. | 229 560 | 113 564 | -50,53 | 1 146 348 | 464 236 | -59,50 |
| NEPAL | 49 478 | 66 598 | 34,60 | 198 848 | 216 909 | 9,08 |
| VIET NAM | 3 243 315 | 3 795 946 | 17,04 | 13 779 962 | 17 726 270 | 28,64 |
| MALDIVES | 8 002 | 27 073 | 238,33 | 4 579 | 40 010 | 773,77 |
| INDIA | 1 315 028 | 1 823 316 | 38,65 | 8 551 654 | 7 720 753 | -9,72 |
| PAKISTAN | 2 441 265 | 1 953 354 | -19,99 | 8 264 591 | 6 087 663 | -26,34 |
| BANGLADESH | 1 715 624 | 1 526 146 | -11,04 | 4 970 882 | 4 624 213 | -6,97 |
| SRI LANKA | 1 138 179 | 1 112 472 | -2,26 | 4 823 906 | 4 334 332 | -10,15 |
| AFGHANISTAN | 193 067 | 284 122 | 47,16 | 707 918 | 1 047 511 | 47,97 |
| IRAQ | 1 629 292 | 969 135 | -40,52 | 6 629 734 | 3 558 013 | -46,33 |
| IRAN (ISLAMIC REPUBLIC OF) | 1 024 999 | 1 418 017 | 38,34 | 3 789 208 | 5 581 323 | 47,30 |
| SAUDI ARABIA | 16 244 192 | 13 902 370 | -14,42 | 69 961 207 | 57 418 278 | -17,93 |
| ISRAEL | 1 326 021 | 1 090 801 | -17,74 | 5 774 401 | 4 465 103 | -22,67 |
| KUWAIT | 350 330 | 492 822 | 40,67 | 1 634 249 | 1 984 110 | 21,41 |
| JORDAN | 1 774 016 | 1 309 728 | -26,17 | 7 508 382 | 4 938 924 | -34,22 |
| LEBANON | 849 736 | 1 278 606 | 50,47 | 3 736 555 | 4 851 340 | 29,83 |
| YEMEN | 2 546 343 | 3 378 783 | 32,69 | 11 686 095 | 14 134 087 | 20,95 |
| OMAN | 323 383 | 708 277 | 119,02 | 1 531 936 | 2 951 629 | 92,67 |
| SYRIA ARAB REPUBLIC | 789 365 | 770 871 | -2,34 | 2 083 510 | 1 248 331 | -40,09 |
| TURKEY | 2 460 094 | 4 507 465 | 83,22 | 10 133 076 | 16 983 038 | 67,60 |
| UNITED ARAB EMIRATES | 12 743 935 | 11 097 194 | -12,92 | 52 464 600 | 41 248 027 | -21,38 |
| QATAR | 471 325 | 321 335 | -31,82 | 2 217 410 | 1 434 610 | -35,30 |
| BAHRAIN | 98 449 | 87 177 | -11,45 | 440 997 | 429 018 | -2,72 |
| CYPRUS | 132 113 | 60 723 | -54,04 | 698 611 | 269 685 | -61,40 |
| EGYPT | 5 970 803 | 6 342 655 | 6,23 | 23 205 914 | 22 827 356 | -1,63 |
| LIBYAN ARAB JAMAHIRIYA | 1 896 843 | 1 776 390 | -6,35 | 8 731 519 | 7 258 506 | -16,87 |
| MOROCCO | 270 334 | 401 072 | 48,36 | 891 295 | 1 449 391 | 62,62 |
| TUNISIA | 132 475 | 164 921 | 24,49 | 403 349 | 755 030 | 87,19 |
| ALGERIA | 1 311 201 | 402 101 | -69,33 | 5 051 444 | 1 457 624 | -71,14 |
| SUDAN | 722 656 | 623 562 | -13,71 | 3 105 405 | 2 473 251 | -20,36 |
| LESOTHO | 12 479 | 0 | -100,00 | 49 985 | 0 | -100,00 |
| ETHIOPIA | 154 214 | 120 094 | -22,13 | 742 203 | 573 165 | -22,78 |
| TANZANIA, UNITED REP. OF | 34 839 | 42 | -99,88 | 153 333 | 128 | -99,92 |
| MADAGASCAR | 18 858 | 55 189 | 192,66 | 73 671 | 179 048 | 143,04 |
| KENYA | 205 264 | 501 675 | 144,40 | 974 397 | 2 022 231 | 107,54 |
| REUNION | 32 062 | 10 324 | -67,80 | 155 704 | 43 025 | -72,37 |
| MOZAMBIQUE | 0 | 6 008 | - | 0 | 21 825 | - |
| BOTSWANA | 6 161 | 0 | -100,00 | 33 886 | 0 | -100,00 |
| TOGO | 23 285 | 50 540 | 117,05 | 147 462 | 194 822 | 32,12 |
| GHANA | 379 405 | 293 288 | -22,70 | 1 185 655 | 955 766 | -19,39 |
| LIBERIA | 96 | 5 778 | 5 918,75 | 678 | 20 274 | 2 890,27 |
| GUINEA | 215 | 573 | 166,51 | 938 | 1 324 | 41,15 |
| ANGOLA | 75 | 64 129 | 85 405,33 | 16 865 | 316 356 | 1 775,81 |
| CONGO | 6 411 | 3 446 | -46,25 | 27 485 | 14 127 | -48,60 |
| CAMEROON | 26 090 | 17 601 | -32,54 | 113 556 | 69 768 | -38,56 |
| NIGERIA | 1 397 676 | 1 732 230 | 23,94 | 5 774 433 | 6 479 953 | 12,22 |
| SIERRA LEONE | 82 | 12 657 | 15 335,37 | 3 650 | 44 559 | 1 120,79 |
| GABON | 10 632 | 37 215 | 250,03 | 46 298 | 137 267 | 196,49 |
| COTE D'IVOIRE | 28 272 | 7 805 | -72,39 | 140 593 | 27 775 | -80,24 |
| SENEGAL | 58 026 | 134 867 | 132,43 | 194 242 | 454 878 | 134,18 |
| GAMBIA | 0 | 4 645 | - | 0 | 21 413 | - |
| SEYCHELLES | 150 | 2 060 | 1 273,33 | 1 428 | 6 176 | 332,49 |
| UGANDA | 52 789 | 66 861 | 26,66 | 253 897 | 295 168 | 16,26 |
| CENTRAL AFRICAN REPUBLIC | 0 | 2 392 | - | 0 | 10 333 | - |
| CHAD | 0 | 5 915 | - | 0 | 21 739 | - |
| DJIBOUTI | 40 168 | 0 | -100,00 | 183 782 | 0 | -100,00 |
| SAO TOME AND PRINCIPE | 0 | 3 338 | - | 0 | 13 173 | - |
| SOUTH AFRICA | 3 518 479 | 4 812 140 | 36,77 | 14 751 657 | 17 892 572 | 21,29 |
| ZIMBABWE | 8 158 | 25 540 | 213,07 | 44 653 | 135 533 | 203,52 |
| MALAWI | 31 259 | 8 395 | -73,14 | 110 158 | 30 826 | -72,02 |
| COMOROS | 810 | 0 | -100,00 | 1 861 | 0 | -100,00 |
| MAURITIUS | 314 765 | 261 166 | -17,03 | 1 297 331 | 970 072 | -25,23 |
| AUSTRALIA | 21 303 873 | 17 279 376 | -18,89 | 99 410 015 | 69 478 662 | -30,11 |
| NEW ZEALAND | 4 882 364 | 5 549 321 | 13,66 | 21 583 865 | 22 063 499 | 2,22 |
| GUAM | 34 352 | 7 578 | -77,94 | 142 048 | 28 248 | -80,11 |
| PALAU | 15 | 0 | -100,00 | 178 | 0 | -100,00 |
| NEW CALEDONIA | 63 855 | 16 375 | -74,36 | 283 219 | 74 658 | -73,64 |
| SAINT VINCENT AND THE GRENADIN | 70 | 0 | -100,00 | 219 | 0 | -100,00 |
| VANUATU | 4 797 | 26 809 | 458,87 | 18 816 | 97 165 | 416,40 |
| WALLIS AND FUTUNA ISLANDS | 4 | 0 | -100,00 | 1 083 | 0 | -100,00 |

TABEL 5. PERKEMBANGAN EKSPOR INDONESIA MENURUT KOMODITI DAN NEGARA TUJUAN

| JENIS BARANG | BERAT BERSIH (KG) | | PERUB | NILAI FOB (US \$) | | PERUB |
|-------------------------------|-------------------|--------------|----------|-------------------|--------------|----------|
| | JAN-SEP 2012 | JAN-SEP 2013 | % | JAN-SEP 2012 | JAN-SEP 2013 | % |
| (1) | (2) | (3) | (4) | (5) | (6) | (7) |
| AMERICAN SAMOA | 4 873 | 4 533 | -6,98 | 21 610 | 20 032 | -7,30 |
| FIJI | 123 912 | 106 442 | -14,10 | 603 477 | 439 122 | -27,23 |
| KIRIBATI | 0 | 745 | - | 0 | 4 240 | - |
| SAMOA | 4 724 | 13 051 | 176,27 | 22 872 | 64 465 | 181,85 |
| SOLOMON ISLANDS | 200 | 0 | -100,00 | 485 | 0 | -100,00 |
| EAST TIMOR | 884 152 | 996 132 | 12,67 | 2 589 141 | 3 425 367 | 32,30 |
| UNITED STATES | 99 231 868 | 111 301 554 | 12,16 | 438 755 719 | 462 086 741 | 5,32 |
| CANADA | 3 291 362 | 3 492 053 | 6,10 | 14 394 279 | 14 013 591 | -2,64 |
| MEXICO | 3 206 592 | 3 261 117 | 1,70 | 11 489 370 | 11 450 736 | -0,34 |
| GUATEMALA | 184 626 | 185 488 | 0,47 | 849 612 | 730 495 | -14,02 |
| HONDURAS | 138 427 | 174 324 | 25,93 | 567 494 | 710 356 | 25,17 |
| NICARAGUA | 50 142 | 98 525 | 96,49 | 212 745 | 374 617 | 76,09 |
| PANAMA | 696 133 | 354 656 | -49,05 | 3 051 255 | 1 465 157 | -51,98 |
| SURINAME | 34 433 | 83 638 | 142,90 | 152 855 | 357 063 | 133,60 |
| CHILE | 506 492 | 724 802 | 43,10 | 1 775 893 | 2 219 699 | 24,99 |
| VENEZUELA | 544 173 | 105 059 | -80,69 | 2 181 094 | 392 146 | -82,02 |
| ARGENTINA | 699 061 | 580 743 | -16,93 | 2 797 148 | 2 221 620 | -20,58 |
| BRAZIL | 4 127 400 | 9 167 587 | 122,12 | 16 169 445 | 31 732 134 | 96,25 |
| COLOMBIA | 1 492 084 | 1 674 176 | 12,20 | 3 972 714 | 4 648 046 | 17,00 |
| BOLIVIA | 319 885 | 614 628 | 92,14 | 1 220 094 | 2 143 427 | 75,68 |
| URUGUAY | 238 637 | 155 214 | -34,96 | 981 745 | 527 194 | -46,30 |
| PARAGUAY | 251 935 | 220 906 | -12,32 | 1 031 007 | 877 819 | -14,86 |
| ECUADOR | 353 443 | 134 531 | -61,94 | 1 252 657 | 615 284 | -50,88 |
| PERU | 845 665 | 952 156 | 12,59 | 3 480 139 | 2 876 190 | -17,35 |
| GUYANA | 13 237 | 0 | -100,00 | 75 211 | 0 | -100,00 |
| TRINIDAD AND TOBAGO | 11 872 | 39 819 | 235,40 | 41 222 | 142 436 | 245,53 |
| BAHAMAS | 0 | 3 859 | - | 0 | 13 110 | - |
| JAMAICA | 59 529 | 74 052 | 24,40 | 199 223 | 299 064 | 50,12 |
| PUERTO RICO | 878 335 | 291 063 | -66,86 | 3 684 147 | 1 200 243 | -67,42 |
| BELIZE | 9 159 | 7 071 | -22,80 | 46 185 | 22 396 | -51,51 |
| DOMINICAN REPUBLIC | 219 506 | 174 830 | -20,35 | 935 056 | 671 932 | -28,14 |
| EL SALVADOR | 162 273 | 107 849 | -33,54 | 768 323 | 420 773 | -45,23 |
| COSTA RICA | 328 734 | 395 903 | 20,43 | 1 493 715 | 1 648 924 | 10,39 |
| HAITI | 100 588 | 59 868 | -40,48 | 436 010 | 226 533 | -48,04 |
| BARBADOS | 18 885 | 19 153 | 1,42 | 81 318 | 77 367 | -4,86 |
| ARUBA | 10 554 | 0 | -100,00 | 36 877 | 0 | -100,00 |
| BERMUDA | 4 539 | 4 563 | 0,53 | 16 305 | 15 598 | -4,34 |
| FRENCH POLYNESIA | 326 | 613 | 88,04 | 1 235 | 13 331 | 979,43 |
| MARTINIQUE | 10 377 | 11 025 | 6,24 | 41 184 | 41 402 | 0,53 |
| NETHERLANDS ANTILLES | 365 | 12 | -96,71 | 971 | 146 | -84,96 |
| GUADELOUPE | 11 249 | 11 324 | 0,67 | 44 961 | 44 394 | -1,26 |
| SAINT KITTS AND NEVIS | 0 | 4 782 | - | 0 | 20 442 | - |
| UNITED KINGDOM | 9 577 037 | 9 481 470 | -1,00 | 44 562 213 | 38 353 373 | -13,93 |
| NETHERLANDS | 7 587 203 | 8 249 272 | 8,73 | 33 735 179 | 34 105 448 | 1,10 |
| FRANCE | 3 728 303 | 2 712 450 | -27,25 | 16 227 919 | 10 461 016 | -35,54 |
| GERMANY, FED. REP. OF | 13 637 285 | 11 955 296 | -12,33 | 83 353 858 | 76 106 252 | -8,69 |
| AUSTRIA | 31 754 | 74 670 | 135,15 | 150 309 | 316 757 | 110,74 |
| BELGIUM | 9 615 318 | 6 096 758 | -36,59 | 41 241 481 | 25 150 318 | -39,02 |
| SWITZERLAND | 68 607 | 2 126 | -96,90 | 220 641 | 13 360 | -93,94 |
| LUXEMBOURG | 955 502 | 771 595 | -19,25 | 4 782 962 | 3 413 838 | -28,63 |
| DENMARK | 1 180 394 | 611 999 | -48,15 | 3 375 748 | 1 893 441 | -43,91 |
| NORWAY | 96 264 | 192 422 | 99,89 | 466 966 | 829 925 | 77,73 |
| SWEDEN | 362 702 | 888 536 | 144,98 | 1 608 743 | 3 471 340 | 115,78 |
| FINLAND | 310 146 | 194 014 | -37,44 | 964 908 | 664 732 | -31,11 |
| IRELAND | 244 202 | 187 166 | -23,36 | 576 132 | 478 545 | -16,94 |
| ITALY | 7 569 455 | 6 283 193 | -16,99 | 34 718 051 | 26 566 880 | -23,48 |
| SPAIN | 1 595 434 | 1 208 079 | -24,28 | 7 746 357 | 5 406 104 | -30,21 |
| PORTUGAL | 223 838 | 496 764 | 121,93 | 997 606 | 2 217 598 | 122,29 |
| ICELAND | 10 092 | 0 | -100,00 | 45 178 | 0 | -100,00 |
| GREECE | 459 801 | 559 045 | 21,58 | 2 189 410 | 2 378 986 | 8,66 |
| THE DEMOCRATIC REPUBLIC OF TH | 8 054 | 54 852 | 581,05 | 35 213 | 210 934 | 499,02 |
| HUNGARY | 328 | 162 | -50,61 | 6 041 | 2 355 | -61,02 |
| POLAND | 2 184 849 | 1 749 148 | -19,94 | 11 284 165 | 7 974 745 | -29,33 |
| ROMANIA | 49 237 | 47 342 | -3,85 | 277 964 | 294 430 | 5,92 |
| BULGARIA | 8 683 | 99 741 | 1 048,69 | 35 852 | 417 069 | 1 063,31 |
| ALBANIA | 0 | 26 028 | - | 0 | 103 066 | - |
| ARMENIA | 3 173 | 18 912 | 496,03 | 14 384 | 74 168 | 415,63 |
| AZERBAIJAN | 30 538 | 25 321 | -17,08 | 72 446 | 98 051 | 35,34 |
| BELARUS | 0 | 8 965 | - | 0 | 44 729 | - |
| KAZAKHSTAN | 10 855 | 137 091 | 1 162,93 | 44 041 | 441 233 | 901,87 |
| MOLDOVA, REPUBLIC OF | 21 180 | 0 | -100,00 | 116 133 | 0 | -100,00 |
| TURKMENISTAN | 0 | 6 759 | - | 0 | 26 555 | - |
| UKRAINE | 365 788 | 229 530 | -37,25 | 1 474 876 | 788 605 | -46,53 |
| LITHUANIA | 242 294 | 320 688 | 32,35 | 1 245 401 | 1 548 586 | 24,34 |
| LATVIA | 844 669 | 788 960 | -6,60 | 3 354 743 | 3 058 676 | -8,83 |
| ESTONIA | 1 877 142 | 346 708 | -81,53 | 8 414 500 | 1 361 900 | -83,81 |
| GEORGIA | 505 097 | 379 778 | -24,81 | 2 422 589 | 1 627 756 | -32,81 |

TABEL 5. PERKEMBANGAN EKSPOR INDONESIA MENURUT KOMODITI DAN NEGARA TUJUAN

| JENIS BARANG | BERAT BERSIH (KG) | | PERUB | NILAI FOB (US \$) | | PERUB |
|----------------------------|----------------------|----------------------|-------------|----------------------|----------------------|---------------|
| | JAN-SEP 2012 | JAN-SEP 2013 | % | JAN-SEP 2012 | JAN-SEP 2013 | % |
| | (1) | (2) | (3) | (4) | (5) | (6) |
| CROATIA | 61 187 | 119 545 | 95,38 | 344 141 | 615 752 | 78,92 |
| MALTA | 10 594 | 25 639 | 142,01 | 49 241 | 116 565 | 136,72 |
| SLOVAKIA | 11 103 | 0 | -100,00 | 48 621 | 0 | -100,00 |
| SLOVENIA | 596 894 | 562 225 | -5,81 | 2 436 140 | 2 429 281 | -0,28 |
| CZECH REPUBLIC | 113 565 | 122 227 | 7,63 | 1 135 897 | 1 182 702 | 4,12 |
| REP. OF MACEDONIA | 22 160 | 23 487 | 5,99 | 118 772 | 116 460 | -1,95 |
| RUSSIA FEDERATION | 2 757 489 | 924 261 | -66,48 | 12 031 724 | 3 655 017 | -69,62 |
| -SHEET | 49 074 763 | 50 237 646 | 2,37 | 166 858 267 | 142 309 604 | -14,71 |
| JAPAN | 4 104 887 | 4 528 851 | 10,33 | 14 533 197 | 13 620 667 | -6,28 |
| HONG KONG | 324 180 | 0 | -100,00 | 950 878 | 0 | -100,00 |
| KOREA, REPUBLIC OF | 368 600 | 474 600 | 28,76 | 1 205 489 | 1 316 020 | 9,17 |
| TAIWAN | 7 317 540 | 6 685 278 | -8,64 | 25 700 380 | 19 199 215 | -25,30 |
| CHINA | 8 786 907 | 7 041 070 | -19,87 | 28 863 010 | 19 497 442 | -32,45 |
| SINGAPORE | 4 337 726 | 3 356 100 | -22,63 | 14 073 834 | 9 476 285 | -32,67 |
| PHILIPPINES | 140 961 | 40 320 | -71,40 | 433 438 | 111 485 | -74,28 |
| MALAYSIA | 356 130 | 391 805 | 10,02 | 897 063 | 595 425 | -33,63 |
| VIET NAM | 0 | 30 600 | - | 0 | 95 778 | - |
| MALDIVES | 0 | 45 | - | 0 | 800 | - |
| INDIA | 8 056 043 | 8 090 717 | 0,43 | 26 762 485 | 21 724 357 | -18,83 |
| PAKISTAN | 1 167 426 | 1 521 036 | 30,29 | 3 813 419 | 3 914 950 | 2,66 |
| SRI LANKA | 241 920 | 1 351 680 | 458,73 | 876 960 | 3 749 890 | 327,60 |
| IRAN (ISLAMIC REPUBLIC OF) | 0 | 201 600 | - | 0 | 447 552 | - |
| SAUDI ARABIA | 20 160 | 20 160 | 0,00 | 64 109 | 59 472 | -7,23 |
| ISRAEL | 594 720 | 362 880 | -38,98 | 2 161 857 | 1 082 189 | -49,94 |
| TURKEY | 1 256 640 | 1 439 040 | 14,51 | 4 224 341 | 4 223 020 | -0,03 |
| UNITED ARAB EMIRATES | 18 306 | 36 612 | 100,00 | 60 410 | 108 188 | 79,09 |
| EGYPT | 0 | 80 640 | - | 0 | 193 536 | - |
| SOUTH AFRICA | 57 600 | 120 000 | 108,33 | 186 378 | 367 584 | 97,22 |
| AUSTRALIA | 584 640 | 221 760 | -62,07 | 2 121 012 | 594 014 | -71,99 |
| GUAM | 0 | 198 | - | 0 | 1 733 | - |
| EAST TIMOR | 0 | 750 | - | 0 | 2 609 | - |
| UNITED STATES | 5 517 504 | 5 681 920 | 2,98 | 19 238 514 | 16 716 882 | -13,11 |
| CANADA | 201 600 | 161 280 | -20,00 | 729 894 | 487 065 | -33,27 |
| MEXICO | 20 160 | 0 | -100,00 | 66 528 | 0 | -100,00 |
| CHILE | 141 120 | 98 946 | -29,89 | 556 416 | 286 247 | -48,56 |
| ARGENTINA | 113 544 | 75 078 | -33,88 | 389 681 | 224 736 | -42,33 |
| BRAZIL | 1 126 080 | 707 826 | -37,14 | 4 117 729 | 2 011 013 | -51,16 |
| UNITED KINGDOM | 40 320 | 81 000 | 100,89 | 142 935 | 225 671 | 57,88 |
| NETHERLANDS | 678 720 | 689 760 | 1,63 | 2 495 991 | 2 011 182 | -19,42 |
| FRANCE | 80 640 | 1 280 520 | 1 487,95 | 274 780 | 3 663 108 | 1 233,11 |
| GERMANY, FED. REP. OF | 1 224 670 | 1 458 146 | 19,06 | 4 333 556 | 4 429 690 | 2,22 |
| BELGIUM | 1 059 840 | 1 736 280 | 63,82 | 3 658 757 | 5 220 180 | 42,68 |
| LUXEMBOURG | 76 800 | 364 800 | 375,00 | 236 160 | 1 166 976 | 394,15 |
| ITALY | 181 445 | 528 480 | 191,26 | 558 861 | 1 502 067 | 168,77 |
| SPAIN | 96 | 508 500 | 529 587,50 | 183 | 1 454 229 | 794 560,66 |
| PORTUGAL | 40 320 | 0 | -100,00 | 129 629 | 0 | -100,00 |
| GREECE | 20 160 | 0 | -100,00 | 69 149 | 0 | -100,00 |
| POLAND | 36 612 | 97 986 | 167,63 | 147 363 | 284 594 | 93,12 |
| UKRAINE | 54 918 | 38 400 | -30,08 | 193 312 | 110 208 | -42,99 |
| LITHUANIA | 36 612 | 0 | -100,00 | 130 339 | 0 | -100,00 |
| ESTONIA | 60 480 | 118 080 | 95,24 | 199 786 | 335 155 | 67,76 |
| MALTA | 0 | 10 | - | 0 | 78 | - |
| SLOVENIA | 116 168 | 192 000 | 65,28 | 441 924 | 591 888 | 33,93 |
| RUSSIA FEDERATION | 512 568 | 422 892 | -17,50 | 1 818 520 | 1 206 424 | -33,66 |
| -CRUMB RUBBER | 1 770 122 296 | 1 918 371 324 | 8,38 | 5 936 953 887 | 5 042 886 907 | -15,06 |
| JAPAN | 301 403 240 | 313 218 789 | 3,92 | 1 007 304 106 | 823 384 492 | -18,26 |
| KOREA, REPUBLIC OF | 105 706 440 | 110 320 560 | 4,37 | 354 337 572 | 291 771 699 | -17,66 |
| TAIWAN | 14 575 680 | 18 134 000 | 24,41 | 48 430 511 | 47 315 753 | -2,30 |
| CHINA | 320 271 140 | 351 340 920 | 9,70 | 1 084 920 554 | 931 579 852 | -14,13 |
| SINGAPORE | 46 226 040 | 12 191 480 | -73,63 | 154 450 968 | 33 733 674 | -78,16 |
| PHILIPPINES | 4 838 400 | 4 130 000 | -14,64 | 16 580 768 | 10 678 660 | -35,60 |
| MALAYSIA | 2 681 280 | 3 409 287 | 27,15 | 7 120 768 | 8 757 097 | 22,98 |
| VIET NAM | 0 | 183 960 | - | 0 | 437 317 | - |
| INDIA | 71 181 846 | 99 119 160 | 39,25 | 238 704 576 | 251 870 941 | 5,52 |
| PAKISTAN | 2 983 680 | 2 822 400 | -5,41 | 9 811 736 | 7 333 773 | -25,26 |
| SRI LANKA | 221 760 | 927 360 | 318,18 | 676 521 | 2 341 259 | 246,07 |
| IRAN (ISLAMIC REPUBLIC OF) | 1 411 200 | 504 000 | -64,29 | 4 592 614 | 1 308 153 | -71,52 |
| ISRAEL | 5 261 760 | 4 777 920 | -9,20 | 19 071 490 | 12 930 858 | -32,20 |
| JORDAN | 151 200 | 0 | -100,00 | 500 306 | 0 | -100,00 |
| TURKEY | 35 603 820 | 47 344 500 | 32,98 | 118 600 536 | 124 941 557 | 5,35 |
| UNITED ARAB EMIRATES | 564 480 | 504 000 | -10,71 | 1 900 398 | 1 513 200 | -20,37 |
| EGYPT | 3 923 640 | 4 389 420 | 11,87 | 13 060 827 | 11 500 088 | -11,95 |
| KENYA | 887 040 | 1 068 480 | 20,45 | 2 885 623 | 2 843 025 | -1,48 |
| SENEGAL | 504 000 | 0 | -100,00 | 1 858 852 | 0 | -100,00 |
| SOUTH AFRICA | 21 873 600 | 23 506 560 | 7,47 | 72 833 263 | 61 163 728 | -16,02 |

TABEL 5. PERKEMBANGAN EKSPOR INDONESIA MENURUT KOMODITI DAN NEGARA TUJUAN

| JENIS BARANG | BERAT BERSIH (KG) | | PERUB % | NILAI FOB (US \$) | | PERUB % |
|------------------------|--------------------|--------------------|---------------|-------------------|-------------------|---------------|
| | JAN-SEP 2012 | JAN-SEP 2013 | | JAN-SEP 2012 | JAN-SEP 2013 | |
| (1) | (2) | (3) | (4) | (5) | (6) | (7) |
| AUSTRALIA | 3 548 160 | 3 911 040 | 10,23 | 11 980 893 | 10 163 485 | -15,17 |
| UNITED STATES | 403 792 370 | 422 299 245 | 4,58 | 1 351 726 093 | 1 114 211 872 | -17,57 |
| CANADA | 50 453 760 | 52 919 360 | 4,89 | 170 012 061 | 138 801 659 | -18,36 |
| MEXICO | 15 834 140 | 13 884 360 | -12,31 | 54 155 960 | 37 237 171 | -31,24 |
| PANAMA | 100 800 | 0 | -100,00 | 301 780 | 0 | -100,00 |
| CUBA | 0 | 20 160 | - | 0 | 47 174 | - |
| CHILE | 1 270 080 | 1 028 160 | -19,05 | 4 503 891 | 2 755 465 | -38,82 |
| VENEZUELA | 5 080 320 | 3 885 840 | -23,51 | 17 367 373 | 9 701 908 | -44,14 |
| ARGENTINA | 22 877 820 | 24 431 400 | 6,79 | 75 557 999 | 64 092 080 | -15,17 |
| BRAZIL | 52 199 560 | 68 845 420 | 31,89 | 175 171 917 | 178 898 303 | 2,13 |
| COLOMBIA | 3 526 320 | 5 965 680 | 69,18 | 12 016 311 | 16 354 398 | 36,10 |
| ECUADOR | 1 028 160 | 1 330 560 | 29,41 | 3 326 138 | 3 537 104 | 6,34 |
| PERU | 0 | 3 608 640 | - | 0 | 9 724 884 | - |
| COSTA RICA | 0 | 340 200 | - | 0 | 1 003 273 | - |
| DOMINICA | 45 360 | 612 360 | 1 250,00 | 150 348 | 1 680 427 | 1 017,69 |
| NORFOLK ISLANDS | 0 | 100 800 | - | 0 | 288 600 | - |
| UNITED KINGDOM | 15 940 820 | 21 547 680 | 35,17 | 52 633 907 | 56 807 268 | 7,93 |
| NETHERLANDS | 33 512 220 | 29 889 720 | -10,81 | 111 085 987 | 77 859 857 | -29,91 |
| FRANCE | 35 378 840 | 37 313 640 | 5,47 | 119 427 948 | 97 007 131 | -18,77 |
| GERMANY, FED. REP. OF | 40 975 280 | 51 042 600 | 24,57 | 139 484 690 | 132 486 769 | -5,02 |
| BELGIUM | 25 562 880 | 42 033 600 | 64,43 | 83 058 919 | 109 100 588 | 31,35 |
| LUXEMBOURG | 3 689 280 | 3 124 800 | -15,30 | 12 673 802 | 8 269 795 | -34,75 |
| NORWAY | 0 | 201 600 | - | 0 | 592 493 | - |
| SWEDEN | 927 360 | 745 920 | -19,57 | 3 140 330 | 2 179 349 | -30,60 |
| FINLAND | 10 805 760 | 20 321 280 | 88,06 | 36 523 930 | 53 675 163 | 46,96 |
| IRELAND | 1 587 600 | 974 880 | -38,59 | 5 176 474 | 2 547 397 | -50,79 |
| ITALY | 14 779 800 | 17 509 800 | 18,47 | 49 697 995 | 45 979 308 | -7,48 |
| SPAIN | 31 512 600 | 27 115 200 | -13,95 | 105 409 771 | 70 302 936 | -33,31 |
| PORTUGAL | 0 | 3 528 000 | - | 0 | 8 949 920 | - |
| GREECE | 0 | 20 160 | - | 0 | 61 085 | - |
| HUNGARY | 2 424 240 | 181 440 | -92,52 | 8 619 872 | 537 885 | -93,76 |
| POLAND | 12 605 040 | 14 308 200 | 13,51 | 42 483 764 | 37 430 881 | -11,89 |
| ROMANIA | 16 750 440 | 15 345 540 | -8,39 | 55 170 174 | 39 556 533 | -28,30 |
| BULGARIA | 1 950 480 | 2 449 440 | 25,58 | 6 687 479 | 6 410 124 | -4,15 |
| LITHUANIA | 2 399 040 | 1 814 400 | -24,37 | 7 880 853 | 5 101 891 | -35,26 |
| LATVIA | 5 181 120 | 8 084 160 | 56,03 | 17 013 394 | 20 083 940 | 18,05 |
| ESTONIA | 60 480 | 241 920 | 300,00 | 170 669 | 624 755 | 266,06 |
| SLOVENIA | 4 133 200 | 6 417 180 | 55,26 | 13 489 131 | 17 329 570 | 28,47 |
| RUSSIA FEDERATION | 9 918 720 | 13 084 143 | 31,91 | 33 212 045 | 36 089 340 | 8,66 |
| -CREPE | 23 631 660 | 27 770 887 | 17,52 | 82 728 715 | 76 271 764 | -7,80 |
| JAPAN | 309 120 | 459 200 | 48,55 | 1 169 573 | 1 301 891 | 11,31 |
| KOREA, REPUBLIC OF | 20 160 | 161 280 | 700,00 | 68 544 | 464 819 | 578,13 |
| TAIWAN | 0 | 302 400 | - | 0 | 746 563 | - |
| CHINA | 29 760 | 907 200 | 2 948,39 | 105 523 | 2 511 495 | 2 280,05 |
| THAILAND | 0 | 20 160 | - | 0 | 57 658 | - |
| MALAYSIA | 8 820 | 14 | -99,84 | 32 266 | 684 | -97,88 |
| ISRAEL | 60 480 | 20 160 | -66,67 | 207 205 | 62 778 | -69,70 |
| TURKEY | 0 | 20 160 | - | 0 | 62 899 | - |
| UNITED STATES | 15 394 960 | 18 159 540 | 17,96 | 53 471 979 | 49 209 837 | -7,97 |
| CANADA | 4 534 880 | 4 575 340 | 0,89 | 15 615 381 | 12 638 441 | -19,06 |
| MEXICO | 141 120 | 0 | -100,00 | 469 394 | 0 | -100,00 |
| BRAZIL | 27 720 | 0 | -100,00 | 108 939 | 0 | -100,00 |
| UNITED KINGDOM | 0 | 20 160 | - | 0 | 57 093 | - |
| FRANCE | 262 080 | 60 953 | -76,74 | 995 380 | 169 814 | -82,94 |
| GERMANY, FED. REP. OF | 241 920 | 161 280 | -33,33 | 822 186 | 496 057 | -39,67 |
| BELGIUM | 0 | 40 320 | - | 0 | 129 346 | - |
| ITALY | 2 378 880 | 2 177 280 | -8,47 | 8 804 355 | 6 382 536 | -27,51 |
| SPAIN | 141 120 | 524 160 | 271,43 | 553 110 | 1 494 057 | 170,12 |
| GREECE | 80 640 | 161 280 | 100,00 | 304 880 | 485 796 | 59,34 |
| -BUNGKIL KELAPA | 261 804 207 | 194 909 291 | -25,55 | 46 522 419 | 33 375 952 | -28,26 |
| JAPAN | 540 000 | 566 000 | 4,81 | 118 935 | 128 180 | 7,77 |
| KOREA, REPUBLIC OF | 214 386 277 | 144 165 744 | -32,75 | 39 164 123 | 25 629 241 | -34,56 |
| CHINA | 21 700 000 | 16 490 000 | -24,01 | 3 424 600 | 3 096 650 | -9,58 |
| THAILAND | 8 625 215 | 17 416 679 | 101,93 | 474 386 | 1 226 708 | 158,59 |
| SINGAPORE | 0 | 350 940 | - | 0 | 82 531 | - |
| PHILIPPINES | 1 430 000 | 0 | -100,00 | 739 310 | 0 | -100,00 |
| MALAYSIA | 185 000 | 335 950 | 81,59 | 51 632 | 92 725 | 79,59 |
| VIET NAM | 9 073 910 | 6 349 436 | -30,03 | 1 492 593 | 1 244 770 | -16,60 |
| INDIA | 5 500 000 | 6 500 000 | 18,18 | 973 500 | 1 202 500 | 23,52 |
| SAUDI ARABIA | 250 000 | 0 | -100,00 | 57 500 | 0 | -100,00 |
| AUSTRALIA | 112 025 | 322 275 | 187,68 | 22 611 | 131 781 | 482,82 |
| EAST TIMOR | 1 780 | 2 945 | 65,45 | 3 229 | 3 469 | 7,43 |
| UNITED STATES | 0 | 7 497 | - | 0 | 35 705 | - |
| NETHERLANDS | 0 | 2 400 000 | - | 0 | 496 800 | - |
| GERMANY, FED. REP. OF | 0 | 25 | - | 0 | 12 | - |

TABEL 5. PERKEMBANGAN EKSPOR INDONESIA MENURUT KOMODITI DAN NEGARA TUJUAN

| JENIS BARANG | BERAT BERSIH (KG) | | PERUB % | NILAI FOB (US \$) | | PERUB % |
|-------------------------------|----------------------|----------------------|---------------|--------------------|--------------------|---------------|
| | JAN-SEP 2012 | JAN-SEP 2013 | | JAN-SEP 2012 | JAN-SEP 2013 | |
| | (1) | (2) | (3) | (4) | (5) | (6) |
| HUNGARY | 0 | 1 800 | - | 0 | 4 880 | - |
| -DEDAK/BEKATUL | 316 072 137 | 282 431 817 | -10,64 | 66 682 818 | 73 300 961 | 9,92 |
| JAPAN | 34 739 200 | 41 444 550 | 19,30 | 7 378 490 | 10 265 377 | 39,13 |
| KOREA, REPUBLIC OF | 175 042 600 | 98 612 000 | -43,66 | 36 772 138 | 27 597 450 | -24,95 |
| TAIWAN | 210 534 | 232 094 | 10,24 | 46 080 | 46 178 | 0,21 |
| CHINA | 2 008 000 | 2 240 000 | 11,55 | 893 977 | 796 319 | -10,92 |
| SINGAPORE | 300 | 377 | 25,67 | 487 | 1 452 | 198,15 |
| PHILIPPINES | 15 552 500 | 2 152 500 | -86,16 | 3 205 423 | 462 075 | -85,58 |
| MALAYSIA | 358 000 | 42 250 | -88,20 | 80 698 | 6 250 | -92,26 |
| BRUNEI DARUSSALAM | 0 | 8 700 | - | 0 | 5 755 | - |
| VIET NAM | 88 046 000 | 137 697 500 | 56,39 | 18 241 123 | 34 120 059 | 87,05 |
| EAST TIMOR | 115 003 | 1 846 | -98,39 | 64 402 | 46 | -99,93 |
| -LAINNYA | 2 614 787 561 | 2 774 471 996 | 6,11 | 311 435 237 | 412 446 565 | 32,43 |
| JAPAN | 6 696 721 | 19 729 393 | 194,61 | 2 869 235 | 4 649 212 | 62,04 |
| HONG KONG | 0 | 720 | - | 0 | 4 320 | - |
| KOREA, DEM. PEOPLE'S REP. | 0 | 7 840 790 | - | 0 | 887 932 | - |
| KOREA, REPUBLIC OF | 252 231 754 | 326 324 553 | 29,37 | 28 415 742 | 47 352 456 | 66,64 |
| TAIWAN | 1 958 930 | 2 213 880 | 13,01 | 1 123 577 | 1 465 754 | 30,45 |
| CHINA | 273 876 778 | 311 385 376 | 13,70 | 29 043 930 | 44 059 190 | 51,70 |
| THAILAND | 122 508 174 | 97 216 255 | -20,65 | 9 408 054 | 9 242 690 | -1,76 |
| SINGAPORE | 356 201 | 75 167 839 | 21 002,65 | 1 147 070 | 6 577 601 | 473,43 |
| PHILIPPINES | 9 936 260 | 77 520 | -99,22 | 948 154 | 101 740 | -89,27 |
| MALAYSIA | 852 790 | 4 021 983 | 371,63 | 552 656 | 1 318 943 | 138,66 |
| MYANMAR | 1 600 | 1 071 500 | 66 868,75 | 47 386 | 682 584 | 1 340,48 |
| BRUNEI DARUSSALAM | 68 850 | 80 000 | 16,19 | 76 503 | 88 012 | 15,04 |
| NEPAL | 1 990 | 1 860 | -6,53 | 30 761 | 32 012 | 4,07 |
| VIET NAM | 114 257 510 | 127 962 650 | 11,99 | 13 198 617 | 19 076 303 | 44,53 |
| INDIA | 204 000 | 4 766 600 | 2 236,57 | 688 508 | 1 541 945 | 123,95 |
| PAKISTAN | 212 800 | 8 034 063 | 3 675,41 | 6 143 | 2 719 678 | 44 172,80 |
| BANGLADESH | 7 685 449 | 8 285 569 | 7,81 | 4 831 335 | 6 202 942 | 28,39 |
| SRI LANKA | 625 805 | 3 707 872 | 492,50 | 730 909 | 2 536 404 | 247,02 |
| IRAN (ISLAMIC REPUBLIC OF) | 589 000 | 1 083 000 | 83,87 | 671 201 | 1 010 596 | 50,57 |
| SAUDI ARABIA | 62 313 005 | 15 150 000 | -75,69 | 7 315 368 | 2 480 450 | -66,09 |
| LEBANON | 5 000 | 0 | -100,00 | 1 920 | 0 | -100,00 |
| YEMEN | 0 | 143 640 | - | 0 | 135 342 | - |
| TURKEY | 15 116 000 | 18 687 130 | 23,62 | 2 023 572 | 2 633 211 | 30,13 |
| UNITED ARAB EMIRATES | 299 300 | 200 000 | -33,18 | 257 941 | 188 258 | -27,02 |
| QATAR | 0 | 332 | - | 0 | 432 | - |
| SUDAN | 0 | 105 000 | - | 0 | 60 900 | - |
| MADAGASCAR | 0 | 253 820 | - | 0 | 155 277 | - |
| GHANA | 244 280 | 600 500 | 145,82 | 136 173 | 622 321 | 357,01 |
| GUINEA | 3 | 0 | -100,00 | 9 | 0 | -100,00 |
| ANGOLA | 105 000 | 0 | -100,00 | 52 500 | 0 | -100,00 |
| CAMEROON | 2 925 | 0 | -100,00 | 1 590 | 0 | -100,00 |
| NIGERIA | 340 000 | 112 490 | -66,91 | 255 000 | 94 870 | -62,80 |
| BENIN | 0 | 80 000 | - | 0 | 71 700 | - |
| SOUTH AFRICA | 13 000 000 | 33 021 500 | 154,01 | 1 521 063 | 4 394 009 | 188,88 |
| AUSTRALIA | 234 500 | 211 290 | -9,90 | 925 743 | 669 442 | -27,69 |
| NEW ZEALAND | 432 289 310 | 563 339 670 | 30,32 | 50 667 179 | 83 360 147 | 64,52 |
| GUAM | 400 | 350 | -12,50 | 9 720 | 9 240 | -4,94 |
| EAST TIMOR | 2 200 057 | 2 515 925 | 14,36 | 220 742 | 248 851 | 12,73 |
| UNITED STATES | 63 518 | 1 614 115 | 2 441,19 | 158 747 | 1 273 046 | 701,93 |
| VENEZUELA | 38 000 | 0 | -100,00 | 41 420 | 0 | -100,00 |
| UNITED KINGDOM | 49 900 000 | 30 350 000 | -39,18 | 6 616 000 | 4 674 100 | -29,35 |
| NETHERLANDS | 1 166 438 365 | 968 882 176 | -16,94 | 138 374 993 | 145 460 624 | 5,12 |
| FRANCE | 0 | 432 000 | - | 0 | 111 133 | - |
| GERMANY, FED. REP. OF | 17 000 | 861 000 | 4 964,71 | 18 214 | 116 281 | 538,42 |
| BELGIUM | 16 000 004 | 0 | -100,00 | 2 190 003 | 0 | -100,00 |
| SWITZERLAND | 0 | 281 | - | 0 | 9 658 | - |
| FINLAND | 0 | 5 000 | - | 0 | 255 | - |
| IRELAND | 15 000 000 | 0 | -100,00 | 1 575 000 | 0 | -100,00 |
| ITALY | 0 | 28 000 | - | 0 | 1 890 | - |
| SPAIN | 29 500 000 | 57 900 115 | 96,27 | 3 637 500 | 8 537 300 | 134,70 |
| PORTUGAL | 0 | 11 000 000 | - | 0 | 1 636 000 | - |
| GREECE | 306 500 | 171 500 | -44,05 | 341 851 | 155 996 | -54,37 |
| HUNGARY | 19 000 | 19 000 | 0,00 | 22 044 | 16 902 | -23,33 |
| POLAND | 19 195 782 | 69 663 239 | 262,91 | 1 172 674 | 5 639 896 | 380,94 |
| ROMANIA | 0 | 19 500 | - | 0 | 18 112 | - |
| ESTONIA | 0 | 38 000 | - | 0 | 32 205 | - |
| SLOVENIA | 95 000 | 0 | -100,00 | 108 490 | 0 | -100,00 |
| RUSSIA FEDERATION | 0 | 95 000 | - | 0 | 88 403 | - |
| -MINYAK ATSIRI LAINNYA | 6 411 203 | 2 001 682 | -68,78 | 64 817 869 | 49 989 082 | -22,88 |
| JAPAN | 11 023 | 20 872 | 89,35 | 431 109 | 601 854 | 39,61 |
| HONG KONG | 4 531 | 7 087 | 56,41 | 73 141 | 88 315 | 20,75 |

TABEL 5. PERKEMBANGAN EKSPOR INDONESIA MENURUT KOMODITI DAN NEGARA TUJUAN

| JENIS BARANG | BERAT BERSIH (KG) | | PERUB | NILAI FOB (US \$) | | PERUB |
|--------------------------------------|-------------------|-------------------|-------------|--------------------|--------------------|-------------|
| | JAN-SEP 2012 | JAN-SEP 2013 | % | JAN-SEP 2012 | JAN-SEP 2013 | % |
| | (1) | (2) | (3) | (4) | (5) | (6) |
| KOREA, REPUBLIC OF | 920 | 3 695 | 301,63 | 39 628 | 71 460 | 80,33 |
| TAIWAN | 8 016 | 10 686 | 33,31 | 231 126 | 250 272 | 8,28 |
| CHINA | 371 116 | 62 443 | -83,17 | 2 487 521 | 1 049 691 | -57,80 |
| PAPUA NEW GUINEA | 0 | 155 | - | 0 | 1 840 | - |
| THAILAND | 774 | 1 078 | 39,28 | 22 458 | 31 354 | 39,61 |
| SINGAPORE | 400 470 | 379 283 | -5,29 | 9 932 594 | 11 696 652 | 17,76 |
| PHILIPPINES | 216 | 7 | -96,76 | 630 | 657 | 4,29 |
| MALAYSIA | 9 489 | 37 119 | 291,18 | 131 407 | 72 037 | -45,18 |
| MYANMAR | 32 | 0 | -100,00 | 160 | 0 | -100,00 |
| BRUNEI DARUSSALAM | 2 042 | 1 250 | -38,79 | 3 223 | 17 955 | 457,09 |
| VIET NAM | 3 259 | 2 320 | -28,81 | 77 381 | 36 473 | -52,87 |
| MALDIVES | 0 | 114 | - | 0 | 1 514 | - |
| INDIA | 342 252 | 155 003 | -54,71 | 6 510 030 | 2 269 216 | -65,14 |
| PAKISTAN | 13 830 | 585 389 | 4 132,75 | 106 431 | 149 977 | 40,91 |
| BANGLADESH | 0 | 150 | - | 0 | 4 851 | - |
| SRI LANKA | 0 | 200 | - | 0 | 5 345 | - |
| SAUDI ARABIA | 945 | 535 | -43,39 | 30 525 | 34 728 | 13,77 |
| KUWAIT | 50 | 50 | 0,00 | 1 825 | 2 000 | 9,59 |
| YEMEN | 0 | 148 | - | 0 | 60 | - |
| TURKEY | 200 | 9 105 | 4 452,50 | 7 750 | 197 260 | 2 445,29 |
| UNITED ARAB EMIRATES | 17 600 | 1 725 | -90,20 | 615 242 | 77 859 | -87,34 |
| EGYPT | 2 700 | 5 200 | 92,59 | 57 250 | 167 500 | 192,58 |
| NIGERIA | 4 206 | 19 | -99,55 | 9 818 | 219 | -97,77 |
| SOUTH AFRICA | 5 040 | 1 825 | -63,79 | 82 980 | 32 987 | -60,25 |
| MAURITIUS | 0 | 372 | - | 0 | 2 587 | - |
| AUSTRALIA | 6 131 | 4 697 | -23,39 | 152 244 | 176 048 | 15,64 |
| NEW ZEALAND | 160 | 400 | 150,00 | 4 512 | 2 147 | -52,42 |
| GUAM | 0 | 299 | - | 0 | 4 498 | - |
| COOK ISLANDS | 60 | 0 | -100,00 | 366 | 0 | -100,00 |
| FIJI | 275 | 0 | -100,00 | 1 926 | 0 | -100,00 |
| EAST TIMOR | 7 659 | 3 164 | -58,69 | 24 958 | 351 | -98,59 |
| UNITED STATES | 4 518 861 | 312 110 | -93,09 | 23 946 233 | 16 220 863 | -32,26 |
| CANADA | 585 | 1 190 | 103,42 | 21 015 | 29 487 | 40,31 |
| MEXICO | 8 110 | 14 537 | 79,25 | 284 161 | 312 297 | 9,90 |
| ARGENTINA | 781 | 141 | -81,95 | 21 336 | 2 490 | -88,33 |
| BRAZIL | 13 442 | 14 610 | 8,69 | 370 378 | 412 380 | 11,34 |
| DOMINICAN REPUBLIC | 13 154 | 13 821 | 5,07 | 283 391 | 245 244 | -13,46 |
| UNITED KINGDOM | 31 402 | 25 181 | -19,81 | 1 270 863 | 982 744 | -22,67 |
| NETHERLANDS | 55 341 | 35 029 | -36,70 | 3 053 241 | 2 161 869 | -29,19 |
| FRANCE | 79 132 | 115 828 | 46,37 | 2 995 031 | 5 300 760 | 76,99 |
| GERMANY, FED. REP. OF | 191 492 | 38 247 | -80,03 | 3 610 360 | 1 917 305 | -46,89 |
| AUSTRIA | 200 | 800 | 300,00 | 15 883 | 49 845 | 213,83 |
| BELGIUM | 17 757 | 2 050 | -88,46 | 640 297 | 59 889 | -90,65 |
| SWITZERLAND | 21 165 | 16 708 | -21,06 | 1 265 055 | 822 460 | -34,99 |
| DENMARK | 0 | 50 | - | 0 | 124 | - |
| ITALY | 7 745 | 6 040 | -22,01 | 207 248 | 287 199 | 38,58 |
| SPAIN | 203 440 | 79 129 | -61,10 | 5 738 176 | 4 074 525 | -28,99 |
| GREECE | 0 | 7 | - | 0 | 3 | - |
| ROMANIA | 0 | 21 600 | - | 0 | 43 440 | - |
| BULGARIA | 0 | 14 | - | 0 | 1 479 | - |
| ESTONIA | 35 600 | 10 200 | -71,35 | 58 966 | 16 972 | -71,22 |
| -WANGI-WANGIAN DARI MINYAK AT | 70 363 040 | 72 961 272 | 3,69 | 348 304 394 | 378 602 908 | 8,70 |
| JAPAN | 1 958 225 | 1 972 192 | 0,71 | 12 967 412 | 10 704 349 | -17,45 |
| HONG KONG | 1 453 515 | 1 382 078 | -4,91 | 19 028 157 | 12 290 943 | -35,41 |
| KOREA, DEM. PEOPLE'S REP. | 0 | 288 | - | 0 | 1 732 | - |
| KOREA, REPUBLIC OF | 2 500 233 | 445 683 | -82,17 | 6 182 443 | 4 738 461 | -23,36 |
| TAIWAN | 4 168 285 | 3 342 256 | -19,82 | 5 952 946 | 5 312 566 | -10,76 |
| CHINA | 599 001 | 634 203 | 5,88 | 3 334 878 | 3 429 651 | 2,84 |
| MONGOLIA | 20 382 | 7 208 | -64,64 | 64 149 | 25 965 | -59,52 |
| MACAU | 5 292 | 2 229 | -57,88 | 29 203 | 3 389 | -88,40 |
| PAPUA NEW GUINEA | 287 582 | 318 420 | 10,72 | 1 181 791 | 1 256 894 | 6,36 |
| THAILAND | 7 188 889 | 10 504 562 | 46,12 | 38 299 668 | 50 282 344 | 31,29 |
| SINGAPORE | 3 812 631 | 3 522 348 | -7,61 | 78 564 443 | 98 500 681 | 25,38 |
| PHILIPPINES | 10 079 575 | 11 723 815 | 16,31 | 39 854 384 | 42 444 483 | 6,50 |
| MALAYSIA | 9 296 416 | 10 718 110 | 15,29 | 34 726 500 | 39 472 615 | 13,67 |
| MYANMAR | 210 249 | 259 279 | 23,32 | 1 258 877 | 2 733 844 | 117,17 |
| CAMBODIA | 94 378 | 104 636 | 10,87 | 513 213 | 532 917 | 3,84 |
| BRUNEI DARUSSALAM | 491 192 | 575 081 | 17,08 | 2 228 149 | 2 628 683 | 17,98 |
| LAO PEOPLE'S DEM. REP. | 565 | 1 030 | 82,30 | 6 071 | 11 377 | 87,40 |
| NEPAL | 16 946 | 0 | -100,00 | 56 863 | 0 | -100,00 |
| VIET NAM | 3 011 218 | 1 479 892 | -50,85 | 11 198 459 | 13 324 534 | 18,99 |
| MALDIVES | 344 607 | 303 596 | -11,90 | 1 108 293 | 1 157 232 | 4,42 |
| INDIA | 1 738 802 | 1 379 061 | -20,69 | 5 676 868 | 5 820 591 | 2,53 |
| PAKISTAN | 572 552 | 728 424 | 27,22 | 4 006 678 | 3 892 181 | -2,86 |
| BANGLADESH | 212 155 | 213 480 | 0,62 | 1 011 646 | 1 013 574 | 0,19 |
| SRI LANKA | 286 895 | 237 236 | -17,31 | 909 202 | 648 485 | -28,68 |

TABEL 5. PERKEMBANGAN EKSPOR INDONESIA MENURUT KOMODITI DAN NEGARA TUJUAN

| JENIS BARANG | BERAT BERSIH (KG) | | PERUB | NILAI FOB (US \$) | | PERUB |
|--------------------------------|-------------------|--------------|-----------|-------------------|--------------|----------|
| | JAN-SEP 2012 | JAN-SEP 2013 | % | JAN-SEP 2012 | JAN-SEP 2013 | % |
| | (1) | (2) | (3) | (4) | (5) | (6) |
| AFGHANISTAN | 487 541 | 473 831 | -2,81 | 1 217 499 | 1 052 793 | -13,53 |
| IRAQ | 46 911 | 17 147 | -63,45 | 91 500 | 51 440 | -43,78 |
| IRAN (ISLAMIC REPUBLIC OF) | 146 819 | 43 337 | -70,48 | 393 137 | 225 839 | -42,55 |
| SAUDI ARABIA | 461 916 | 418 866 | -9,32 | 1 586 182 | 1 697 042 | 6,99 |
| ISRAIL | 723 | 9 243 | 1 178,42 | 18 122 | 66 480 | 266,85 |
| KUWAIT | 2 035 | 1 305 | -35,87 | 48 633 | 35 383 | -27,24 |
| JORDAN | 67 443 | 119 245 | 76,81 | 233 331 | 373 698 | 60,16 |
| LEBANON | 20 809 | 44 | -99,79 | 87 823 | 770 | -99,12 |
| YEMEN | 1 169 658 | 1 575 903 | 34,73 | 3 078 260 | 3 840 137 | 24,75 |
| OMAN | 53 | 31 095 | 58 569,81 | 2 588 | 107 692 | 4 061,21 |
| SYRIA ARAB REPUBLIC | 0 | 8 220 | - | 0 | 44 280 | - |
| TURKEY | 14 683 | 12 655 | -13,81 | 307 153 | 257 502 | -16,16 |
| UNITED ARAB EMIRATES | 8 783 762 | 9 955 696 | 13,34 | 27 539 609 | 27 684 085 | 0,52 |
| QATAR | 15 179 | 35 323 | 132,71 | 81 725 | 204 217 | 149,88 |
| BAHRAIN | 4 766 | 6 502 | 36,42 | 20 121 | 33 787 | 67,92 |
| CYPRUS | 67 002 | 4 432 | -93,39 | 1 242 745 | 83 611 | -93,27 |
| EGYPT | 60 529 | 15 875 | -73,77 | 472 530 | 151 318 | -67,98 |
| LIBYAN ARAB JAMAHIRIYA | 497 579 | 227 866 | -54,21 | 1 406 532 | 895 777 | -36,31 |
| MOROCCO | 7 067 | 11 542 | 63,32 | 110 058 | 154 374 | 40,27 |
| TUNISIA | 3 614 | 1 369 | -62,12 | 7 147 | 2 999 | -58,04 |
| ALGERIA | 27 155 | 41 494 | 52,80 | 73 240 | 150 110 | 104,96 |
| SUDAN | 23 971 | 0 | -100,00 | 80 475 | 0 | -100,00 |
| ERITREA | 0 | 10 336 | - | 0 | 52 708 | - |
| NAMIBIA | 0 | 50 400 | - | 0 | 71 020 | - |
| ETHIOPIA | 16 590 | 41 874 | 152,41 | 31 365 | 86 260 | 175,02 |
| TANZANIA, UNITED REP. OF | 740 004 | 317 354 | -57,11 | 2 031 680 | 1 018 284 | -49,88 |
| MADAGASCAR | 116 425 | 238 488 | 104,84 | 17 924 | 283 806 | 1 483,39 |
| SOMALIA | 25 200 | 135 113 | 436,16 | 43 703 | 231 840 | 430,49 |
| KENYA | 892 889 | 1 548 905 | 73,47 | 1 783 993 | 3 588 282 | 101,14 |
| REUNION | 224 | 100 | -55,36 | 628 | 80 | -87,26 |
| MOZAMBIQUE | 3 164 | 782 | -75,28 | 17 272 | 1 741 | -89,92 |
| EQUATORIAL GUINEA | 6 162 | 4 913 | -20,27 | 18 013 | 32 926 | 82,79 |
| TOGO | 11 658 | 40 169 | 244,56 | 30 460 | 179 761 | 490,15 |
| GHANA | 616 422 | 779 297 | 26,42 | 1 610 034 | 2 990 502 | 85,74 |
| GUINEA | 6 899 | 2 691 | -60,99 | 7 834 | 6 978 | -10,93 |
| ANGOLA | 340 350 | 96 453 | -71,66 | 567 542 | 304 382 | -46,37 |
| CONGO | 5 000 | 0 | -100,00 | 16 357 | 0 | -100,00 |
| CAMEROON | 44 695 | 24 189 | -45,88 | 83 996 | 38 804 | -53,80 |
| NIGERIA | 781 966 | 742 480 | -5,05 | 6 204 910 | 6 770 751 | 9,12 |
| SIERRA LEONE | 3 452 | 567 | -83,57 | 12 408 | 372 | -97,00 |
| GABON | 19 947 | 26 161 | 31,15 | 65 379 | 85 513 | 30,80 |
| COTE D'IVOIRE | 29 964 | 52 043 | 73,69 | 80 632 | 150 219 | 86,30 |
| SENEGAL | 436 927 | 476 287 | 9,01 | 457 469 | 654 833 | 43,14 |
| BENIN | 58 689 | 46 857 | -20,16 | 112 496 | 163 788 | 45,59 |
| BURKINA FASO | 1 352 | 266 | -80,33 | 2 765 | 518 | -81,27 |
| GAMBIA | 2 042 | 5 476 | 168,17 | 8 904 | 23 818 | 167,50 |
| SEYCHELLES | 18 715 | 20 845 | 11,38 | 98 699 | 86 408 | -12,45 |
| UGANDA | 1 191 004 | 527 730 | -55,69 | 2 586 728 | 1 202 100 | -53,53 |
| CHAD | 0 | 2 028 | - | 0 | 7 800 | - |
| DJIBOUTI | 165 167 | 220 850 | 33,71 | 250 152 | 424 783 | 69,81 |
| SAO TOME AND PRINCIPE | 1 433 | 7 023 | 390,09 | 3 613 | 22 141 | 512,81 |
| SWAZILAND | 0 | 5 690 | - | 0 | 4 000 | - |
| SOUTH AFRICA | 153 575 | 264 368 | 72,14 | 658 061 | 1 110 440 | 68,74 |
| ZIMBABWE | 5 479 | 0 | -100,00 | 18 180 | 0 | -100,00 |
| ZAMBIA | 8 131 | 0 | -100,00 | 29 694 | 0 | -100,00 |
| MAURITIUS | 354 538 | 240 922 | -32,05 | 902 463 | 688 763 | -23,68 |
| RWANDA | 41 530 | 41 530 | 0,00 | 81 576 | 82 070 | 0,61 |
| AUSTRALIA | 181 340 | 370 130 | 104,11 | 1 214 109 | 1 957 430 | 61,22 |
| NEW ZEALAND | 12 465 | 39 696 | 218,46 | 124 193 | 244 294 | 96,71 |
| MICRONESIA, FED. STATES OF | 7 028 | 2 200 | -68,70 | 23 048 | 8 240 | -64,25 |
| GUAM | 423 | 750 | 77,30 | 6 208 | 8 328 | 34,15 |
| PALAU | 225 | 56 | -75,11 | 9 862 | 529 | -94,64 |
| NAURU | 1 659 | 4 209 | 153,71 | 21 805 | 41 945 | 92,36 |
| NEW CALEDONIA | 1 404 | 950 | -32,34 | 2 897 | 3 017 | 4,14 |
| NORTHERN MARIANA ISLANDS | 2 414 | 5 544 | 129,66 | 23 347 | 48 715 | 108,66 |
| SAINT VINCENT AND THE GRENADIN | 486 | 5 946 | 1 123,46 | 2 119 | 7 921 | 273,81 |
| VANUATU | 89 984 | 31 641 | -64,84 | 228 586 | 173 502 | -24,10 |
| WALLIS AND FUTUNA ISLANDS | 5 010 | 288 | -94,25 | 15 217 | 1 040 | -93,17 |
| AMERICAN SAMOA | 0 | 301 | - | 0 | 4 418 | - |
| COOK ISLANDS | 1 595 | 147 | -90,78 | 7 156 | 1 510 | -78,90 |
| FIJI | 133 799 | 155 069 | 15,90 | 650 410 | 622 088 | -4,35 |
| KIRIBATI | 23 728 | 13 483 | -43,18 | 90 662 | 66 723 | -26,40 |
| MARSHALL ISLANDS | 240 | 0 | -100,00 | 716 | 0 | -100,00 |
| SAMOA | 6 760 | 2 540 | -62,43 | 28 793 | 13 318 | -53,75 |
| SOLOMON ISLANDS | 43 569 | 41 967 | -3,68 | 237 951 | 197 642 | -16,94 |
| TONGA | 1 277 | 4 082 | 219,66 | 9 484 | 35 432 | 273,60 |
| TUVALU | 115 | 816 | 609,57 | 2 838 | 5 467 | 92,64 |

TABEL 5. PERKEMBANGAN EKSPOR INDONESIA MENURUT KOMODITI DAN NEGARA TUJUAN

| JENIS BARANG | BERAT BERSIH (KG) | | PERUB | NILAI FOB (US \$) | | PERUB |
|-------------------------------|-------------------|----------------|---------------|-------------------|----------------|---------------|
| | JAN-SEP 2012 | JAN-SEP 2013 | % | JAN-SEP 2012 | JAN-SEP 2013 | % |
| | (1) | (2) | (3) | (4) | (5) | (6) |
| EAST TIMOR | 1 339 934 | 1 851 731 | 38,20 | 2 790 891 | 3 219 975 | 15,37 |
| UNITED STATES | 352 674 | 225 563 | -36,04 | 1 861 570 | 1 838 027 | -1,26 |
| CANADA | 2 303 | 5 480 | 137,95 | 4 180 | 40 897 | 878,40 |
| MEXICO | 203 | 7 762 | 3 723,65 | 22 252 | 35 772 | 60,76 |
| SURINAME | 14 071 | 25 993 | 84,73 | 41 306 | 68 958 | 66,94 |
| CHILE | 3 555 | 5 | -99,86 | 25 286 | 14 | -99,94 |
| VENEZUELA | 8 | 0 | -100,00 | 272 | 0 | -100,00 |
| ARGENTINA | 35 | 78 | 122,86 | 268 | 5 608 | 1 992,54 |
| BRAZIL | 2 275 | 6 106 | 168,40 | 77 805 | 310 656 | 299,28 |
| COLOMBIA | 23 952 | 56 638 | 136,46 | 158 609 | 373 330 | 135,38 |
| GUYANA | 0 | 1 327 | - | 0 | 5 442 | - |
| TRINIDAD AND TOBAGO | 10 548 | 7 445 | -29,42 | 35 413 | 24 120 | -31,89 |
| BELIZE | 12 359 | 6 330 | -48,78 | 33 578 | 12 958 | -61,41 |
| DOMINICAN REPUBLIC | 0 | 20 175 | - | 0 | 45 325 | - |
| HAITI | 213 840 | 259 655 | 21,42 | 393 228 | 463 790 | 17,94 |
| BARBADOS | 13 466 | 4 572 | -66,05 | 39 779 | 9 421 | -76,32 |
| BERMUDA | 66 | 0 | -100,00 | 198 | 0 | -100,00 |
| CAPE VERDE | 8 356 | 10 196 | 22,02 | 31 388 | 38 140 | 21,51 |
| FRENCH POLYNESIA | 33 | 260 | 687,88 | 47 | 613 | 1 204,26 |
| GRENADA | 0 | 209 | - | 0 | 1 203 | - |
| MARTINIQUE | 4 | 136 | 3 300,00 | 83 | 1 235 | 1 387,95 |
| NETHERLANDS ANTILLES | 3 | 8 | 166,67 | 87 | 107 | 22,99 |
| SAINT LUCIA | 200 | 0 | -100,00 | 370 | 0 | -100,00 |
| GUADELOUPE | 0 | 13 | - | 0 | 19 | - |
| UNITED KINGDOM | 293 299 | 238 796 | -18,58 | 2 060 105 | 1 996 030 | -3,11 |
| NETHERLANDS | 231 112 | 65 205 | -71,79 | 947 780 | 536 760 | -43,37 |
| FRANCE | 106 397 | 60 530 | -43,11 | 1 783 938 | 1 406 035 | -21,18 |
| GERMANY, FED. REP. OF | 25 058 | 19 901 | -20,58 | 1 001 867 | 889 248 | -11,24 |
| AUSTRIA | 2 222 | 1 111 | -50,00 | 14 357 | 14 454 | 0,68 |
| BELGIUM | 64 230 | 140 840 | 119,27 | 186 541 | 481 892 | 158,33 |
| SWITZERLAND | 127 159 | 61 774 | -51,42 | 2 949 669 | 2 785 130 | -5,58 |
| LUXEMBOURG | 1 | 0 | -100,00 | 1 | 0 | -100,00 |
| DENMARK | 20 | 0 | -100,00 | 292 | 0 | -100,00 |
| NORWAY | 5 | 6 | 20,00 | 6 | 20 | 233,33 |
| SWEDEN | 500 | 10 | -98,00 | 1 192 | 181 | -84,82 |
| IRELAND | 0 | 122 | - | 0 | 853 | - |
| ITALY | 2 973 | 42 | -98,59 | 3 718 | 677 | -81,79 |
| SPAIN | 43 219 | 6 074 | -85,95 | 1 556 153 | 17 483 | -98,88 |
| PORTUGAL | 21 | 75 | 257,14 | 164 | 3 711 | 2 162,80 |
| GREECE | 2 819 | 199 | -92,94 | 13 760 | 2 131 | -84,51 |
| THE DEMOCRATIC REPUBLIC OF TH | 127 511 | 188 208 | 47,60 | 229 868 | 632 559 | 175,18 |
| HUNGARY | 0 | 900 | - | 0 | 4 200 | - |
| POLAND | 25 015 | 8 243 | -67,05 | 749 401 | 33 786 | -95,49 |
| AZERBAIJAN | 183 695 | 0 | -100,00 | 606 127 | 0 | -100,00 |
| KAZAKHSTAN | 30 226 | 42 354 | 40,12 | 155 692 | 164 229 | 5,48 |
| TURKMENISTAN | 0 | 11 707 | - | 0 | 55 784 | - |
| UKRAINE | 121 593 | 60 286 | -50,42 | 3 029 798 | 1 359 544 | -55,13 |
| UZBEKISTAN | 0 | 152 | - | 0 | 20 050 | - |
| LITHUANIA | 250 | 570 | 128,00 | 912 | 14 189 | 1 455,81 |
| ESTONIA | 0 | 3 340 | - | 0 | 13 802 | - |
| GEORGIA | 1 | 0 | -100,00 | 9 | 0 | -100,00 |
| MALTA | 0 | 16 173 | - | 0 | 20 443 | - |
| SLOVENIA | 0 | 12 | - | 0 | 120 | - |
| CZECH REPUBLIC | 0 | 4 | - | 0 | 274 | - |
| RUSSIA FEDERATION | 105 915 | 26 657 | -74,83 | 703 400 | 505 545 | -28,13 |
| SERBIA | 0 | 200 | - | 0 | 93 | - |
| ROTAN OLAHAN | 600 567 | 329 309 | -45,17 | 1 242 388 | 666 390 | -46,36 |
| JAPAN | 46 627 | 20 765 | -55,47 | 88 542 | 38 613 | -56,39 |
| HONG KONG | 2 251 | 854 | -62,06 | 3 373 | 907 | -73,11 |
| TAIWAN | 16 500 | 13 000 | -21,21 | 57 981 | 56 010 | -3,40 |
| CHINA | 375 | 33 805 | 8 914,67 | 171 | 125 592 | 73 345,61 |
| THAILAND | 8 800 | 160 | -98,18 | 18 800 | 3 258 | -82,67 |
| SINGAPORE | 6 120 | 37 252 | 508,69 | 5 605 | 31 345 | 459,23 |
| MALAYSIA | 167 356 | 140 266 | -16,19 | 353 808 | 240 826 | -31,93 |
| MALDIVES | 56 480 | 10 550 | -81,32 | 10 945 | 6 857 | -37,35 |
| INDIA | 39 479 | 0 | -100,00 | 71 064 | 0 | -100,00 |
| PAKISTAN | 1 000 | 0 | -100,00 | 2 300 | 0 | -100,00 |
| SRI LANKA | 19 420 | 17 365 | -10,58 | 66 042 | 58 696 | -11,12 |
| SAUDI ARABIA | 45 561 | 0 | -100,00 | 20 854 | 0 | -100,00 |
| ISRAEL | 75 | 0 | -100,00 | 17 | 0 | -100,00 |
| TURKEY | 450 | 0 | -100,00 | 715 | 0 | -100,00 |
| UNITED ARAB EMIRATES | 2 024 | 0 | -100,00 | 12 932 | 0 | -100,00 |
| KENYA | 0 | 100 | - | 0 | 122 | - |
| REUNION | 0 | 100 | - | 0 | 34 | - |
| MAURITIUS | 0 | 600 | - | 0 | 960 | - |
| AUSTRALIA | 4 560 | 875 | -80,81 | 2 848 | 1 616 | -43,26 |

TABEL 5. PERKEMBANGAN EKSPOR INDONESIA MENURUT KOMODITI DAN NEGARA TUJUAN

| JENIS BARANG | BERAT BERSIH (KG) | | PERUB | NILAI FOB (US \$) | | PERUB |
|-----------------------------|-----------------------|-----------------------|--------------|-----------------------|-----------------------|---------------|
| | JAN-SEP 2012 | JAN-SEP 2013 | % | JAN-SEP 2012 | JAN-SEP 2013 | % |
| (1) | (2) | (3) | (4) | (5) | (6) | (7) |
| NEW ZEALAND | 691 | 0 | -100,00 | 1 494 | 0 | -100,00 |
| NORTHERN MARIANA ISLANDS | 491 | 0 | -100,00 | 7 400 | 0 | -100,00 |
| VANUATU | 375 | 0 | -100,00 | 577 | 0 | -100,00 |
| FIJI | 0 | 30 | - | 0 | 828 | - |
| UNITED STATES | 68 957 | 15 490 | -77,54 | 201 014 | 19 507 | -90,30 |
| CANADA | 4 522 | 2 403 | -46,86 | 6 667 | 2 688 | -59,68 |
| CHILE | 1 000 | 900 | -10,00 | 1 840 | 3 095 | 68,21 |
| ARGENTINA | 0 | 10 | - | 0 | 11 | - |
| BRAZIL | 2 507 | 0 | -100,00 | 3 153 | 0 | -100,00 |
| PERU | 300 | 0 | -100,00 | 524 | 0 | -100,00 |
| BAHAMAS | 0 | 200 | - | 0 | 3 624 | - |
| PUERTO RICO | 50 | 0 | -100,00 | 5 435 | 0 | -100,00 |
| MARTINIQUE | 0 | 357 | - | 0 | 761 | - |
| GUADELOUPE | 300 | 0 | -100,00 | 679 | 0 | -100,00 |
| UNITED KINGDOM | 490 | 200 | -59,18 | 257 | 120 | -53,31 |
| NETHERLANDS | 155 | 1 950 | 1 158,06 | 52 | 1 098 | 2 011,54 |
| FRANCE | 1 613 | 550 | -65,90 | 1 513 | 574 | -62,06 |
| GERMANY, FED. REP. OF | 79 695 | 28 240 | -64,56 | 211 004 | 64 980 | -69,20 |
| AUSTRIA | 0 | 120 | - | 0 | 360 | - |
| BELGIUM | 350 | 10 | -97,14 | 251 | 31 | -87,65 |
| SWITZERLAND | 5 | 0 | -100,00 | 6 | 0 | -100,00 |
| ITALY | 1 973 | 1 642 | -16,78 | 11 886 | 3 443 | -71,03 |
| SPAIN | 6 818 | 515 | -92,45 | 20 629 | 120 | -99,42 |
| GREECE | 150 | 0 | -100,00 | 37 | 0 | -100,00 |
| HUNGARY | 419 | 0 | -100,00 | 155 | 0 | -100,00 |
| RUSSIA FEDERATION | 12 628 | 1 000 | -92,08 | 51 818 | 314 | -99,39 |
| -MINYAK KELAPA SAWIT | 13 302 666 778 | 14 831 055 102 | 11,49 | 13 184 998 312 | 11 350 929 860 | -13,91 |
| JAPAN | 29 027 277 | 62 615 771 | 115,71 | 32 223 765 | 49 751 233 | 54,39 |
| HONG KONG | 364 123 | 354 550 | -2,63 | 426 969 | 326 252 | -23,59 |
| KOREA, DEM. PEOPLE'S REP. | 79 664 | 62 352 | -21,73 | 89 655 | 58 558 | -34,69 |
| KOREA, REPUBLIC OF | 35 070 886 | 30 021 055 | -14,40 | 35 513 829 | 22 195 901 | -37,50 |
| TAIWAN | 347 361 | 20 605 210 | 5 831,93 | 388 659 | 16 077 755 | 4 036,73 |
| CHINA | 1 815 162 728 | 1 517 997 743 | -16,37 | 1 770 075 352 | 1 154 372 466 | -34,78 |
| MONGOLIA | 75 600 | 130 680 | 72,86 | 85 220 | 128 476 | 50,76 |
| PAPUA NEW GUINEA | 5 563 120 | 9 665 682 | 73,75 | 7 314 744 | 9 345 387 | 27,76 |
| THAILAND | 22 799 071 | 0 | -100,00 | 21 602 121 | 0 | -100,00 |
| SINGAPORE | 668 482 522 | 601 211 440 | -10,06 | 671 462 871 | 461 185 877 | -31,32 |
| PHILIPPINES | 40 234 747 | 32 642 644 | -18,87 | 46 873 904 | 28 982 230 | -38,17 |
| MALAYSIA | 1 149 675 249 | 452 248 016 | -60,66 | 1 126 991 299 | 324 745 678 | -71,18 |
| MYANMAR | 89 491 121 | 237 971 153 | 165,92 | 89 325 557 | 191 741 960 | 114,66 |
| CAMBODIA | 148 320 | 312 567 | 110,74 | 158 406 | 270 466 | 70,74 |
| BRUNEI DARUSSALAM | 945 261 | 801 703 | -15,19 | 1 274 916 | 896 491 | -29,68 |
| VIET NAM | 114 835 766 | 56 976 864 | -50,38 | 116 725 351 | 44 289 617 | -62,06 |
| MALDIVES | 1 302 659 | 949 441 | -27,12 | 1 712 989 | 1 011 971 | -40,92 |
| INDIA | 3 741 118 760 | 4 159 669 477 | 11,19 | 3 683 880 716 | 3 142 592 734 | -14,69 |
| PAKISTAN | 577 053 753 | 635 512 795 | 10,13 | 582 321 481 | 470 113 663 | -19,27 |
| BANGLADESH | 620 399 641 | 463 358 929 | -25,31 | 610 475 015 | 354 206 538 | -41,98 |
| SRI LANKA | 7 768 847 | 19 047 976 | 145,18 | 7 879 417 | 14 777 064 | 87,54 |
| AFGHANISTAN | 27 016 783 | 22 522 646 | -16,63 | 31 848 399 | 21 365 093 | -32,92 |
| IRAQ | 41 472 | 165 888 | 300,00 | 54 907 | 159 088 | 189,74 |
| IRAN (ISLAMIC REPUBLIC OF) | 171 645 174 | 282 375 479 | 64,51 | 173 457 515 | 223 059 621 | 28,60 |
| SAUDI ARABIA | 176 001 827 | 178 203 774 | 1,25 | 176 608 906 | 137 740 888 | -22,01 |
| ISRAEL | 15 685 895 | 9 962 863 | -36,49 | 15 295 193 | 7 653 221 | -49,96 |
| KUWAIT | 419 904 | 29 452 | -92,99 | 527 909 | 33 300 | -93,69 |
| JORDAN | 14 462 229 | 13 677 761 | -5,42 | 15 151 184 | 11 049 462 | -27,07 |
| LEBANON | 0 | 147 000 | - | 0 | 124 950 | - |
| YEMEN | 20 496 981 | 30 159 544 | 47,14 | 24 290 535 | 28 018 959 | 15,35 |
| OMAN | 47 609 479 | 63 242 517 | 32,84 | 46 728 611 | 49 033 012 | 4,93 |
| SYRIA ARAB REPUBLIC | 0 | 474 060 | - | 0 | 419 515 | - |
| TURKEY | 175 367 859 | 239 804 908 | 36,74 | 167 885 428 | 180 708 548 | 7,64 |
| UNITED ARAB EMIRATES | 133 197 116 | 132 440 344 | -0,57 | 133 413 965 | 105 044 388 | -21,26 |
| BAHRAIN | 23 742 | 23 742 | 0,00 | 26 223 | 22 080 | -15,80 |
| EGYPT | 366 261 225 | 549 019 418 | 49,90 | 363 897 416 | 415 650 266 | 14,22 |
| LIBYAN ARAB JAMAHIRIYA | 15 | 0 | -100,00 | 27 | 0 | -100,00 |
| MOROCCO | 9 673 742 | 0 | -100,00 | 9 573 823 | 0 | -100,00 |
| TUNISIA | 57 716 127 | 48 424 442 | -16,10 | 57 332 738 | 38 067 467 | -33,60 |
| ALGERIA | 23 521 151 | 80 056 561 | 240,36 | 23 708 374 | 60 817 000 | 156,52 |
| SUDAN | 226 227 | 191 520 | -15,34 | 292 307 | 178 462 | -38,95 |
| ERITREA | 241 252 | 167 465 | -30,59 | 314 024 | 166 659 | -46,93 |
| NAMIBIA | 23 724 | 91 599 | 286,10 | 29 655 | 102 709 | 246,35 |
| ETHIOPIA | 3 051 828 | 215 460 | -92,94 | 3 668 306 | 188 695 | -94,86 |
| TANZANIA, UNITED REP. OF | 137 717 448 | 117 462 752 | -14,71 | 140 039 912 | 92 529 681 | -33,93 |
| MADAGASCAR | 16 100 603 | 25 948 972 | 61,17 | 17 920 499 | 22 883 186 | 27,69 |
| SOMALIA | 2 105 716 | 5 609 394 | 166,39 | 2 349 743 | 4 971 281 | 111,57 |
| KENYA | 107 086 640 | 127 781 547 | 19,33 | 113 621 499 | 98 648 310 | -13,18 |
| MOZAMBIQUE | 37 564 047 | 40 138 813 | 6,85 | 37 993 395 | 30 893 221 | -18,69 |

TABEL 5. PERKEMBANGAN EKSPOR INDONESIA MENURUT KOMODITI DAN NEGARA TUJUAN

| JENIS BARANG | BERAT BERSIH (KG) | | PERUB | NILAI FOB (US \$) | | PERUB |
|----------------------------|-------------------|--------------|----------|-------------------|--------------|---------|
| | JAN-SEP 2012 | JAN-SEP 2013 | % | JAN-SEP 2012 | JAN-SEP 2013 | % |
| (1) | (2) | (3) | (4) | (5) | (6) | (7) |
| EQUATORIAL GUINEA | 440 057 | 1 841 988 | 318,58 | 526 414 | 1 945 385 | 269,55 |
| TOGO | 17 586 952 | 34 919 283 | 98,55 | 18 913 454 | 27 911 903 | 47,58 |
| GHANA | 25 088 052 | 70 106 471 | 179,44 | 29 745 406 | 55 927 313 | 88,02 |
| LIBERIA | 7 450 739 | 9 468 355 | 27,08 | 7 612 374 | 7 702 206 | 1,18 |
| GUINEA | 25 377 738 | 34 226 686 | 34,87 | 24 533 964 | 27 698 385 | 12,90 |
| ANGOLA | 19 914 094 | 48 566 364 | 143,88 | 22 878 086 | 46 643 742 | 103,88 |
| CONGO | 6 158 826 | 7 559 479 | 22,74 | 6 735 380 | 6 846 052 | 1,64 |
| CAMEROON | 7 356 719 | 7 721 118 | 4,95 | 8 634 114 | 6 177 937 | -28,45 |
| NIGERIA | 3 187 753 | 36 339 549 | 1 039,97 | 3 795 430 | 27 606 646 | 627,37 |
| SIERRA LEONE | 4 923 242 | 9 748 244 | 98,00 | 5 474 184 | 8 782 604 | 60,44 |
| GABON | 2 813 522 | 4 618 824 | 64,17 | 3 315 587 | 4 711 000 | 42,09 |
| COTE D'IVOIRE | 52 825 346 | 1 383 766 | -97,38 | 52 314 048 | 1 192 681 | -97,72 |
| SENEGAL | 8 096 663 | 19 465 796 | 140,42 | 8 773 233 | 17 728 006 | 102,07 |
| MAURITANIA | 35 700 885 | 69 179 386 | 93,77 | 41 083 306 | 62 380 633 | 51,84 |
| MALI | 0 | 86 454 | - | 0 | 90 579 | - |
| BENIN | 11 234 117 | 10 099 149 | -10,10 | 13 715 374 | 9 803 457 | -28,52 |
| BURKINA FASO | 732 096 | 1 220 940 | 66,77 | 842 635 | 1 120 372 | 32,96 |
| GUINEA BISSAU | 737 340 | 2 057 595 | 179,06 | 841 472 | 1 925 289 | 128,80 |
| GAMBIA | 22 115 579 | 26 478 960 | 19,73 | 24 187 635 | 23 703 481 | -2,00 |
| UGANDA | 24 073 | 0 | -100,00 | 28 595 | 0 | -100,00 |
| CENTRAL AFRICAN REPUBLIC | 0 | 5 500 000 | - | 0 | 3 954 500 | - |
| NIGER | 0 | 245 130 | - | 0 | 296 401 | - |
| DJIBOUTI | 132 866 350 | 183 499 213 | 38,11 | 147 457 628 | 164 929 409 | 11,85 |
| SAO TOME AND PRINCIPE | 225 103 | 173 009 | -23,14 | 312 627 | 169 017 | -45,94 |
| SOUTH AFRICA | 153 490 116 | 145 824 600 | -4,99 | 147 245 107 | 109 760 621 | -25,46 |
| ZIMBABWE | 58 320 | 211 128 | 262,02 | 68 580 | 226 221 | 229,86 |
| MALAWI | 0 | 64 134 | - | 0 | 57 862 | - |
| COMOROS | 1 102 769 | 1 188 389 | 7,76 | 1 453 993 | 1 224 752 | -15,77 |
| MAURITIUS | 2 396 000 | 2 570 190 | 7,27 | 2 318 130 | 2 103 577 | -9,26 |
| AUSTRALIA | 0 | 1 334 276 | - | 0 | 885 982 | - |
| NEW ZEALAND | 0 | 128 330 | - | 0 | 133 310 | - |
| MICRONESIA, FED. STATES OF | 115 318 | 191 189 | 65,79 | 160 208 | 212 114 | 32,40 |
| NAURU | 40 144 | 22 618 | -43,66 | 56 839 | 27 659 | -51,34 |
| NORTHERN MARIANA ISLANDS | 0 | 9 071 | - | 0 | 14 273 | - |
| VANUATU | 352 154 | 343 608 | -2,43 | 488 403 | 401 717 | -17,75 |
| AMERICAN SAMOA | 32 098 | 0 | -100,00 | 46 680 | 0 | -100,00 |
| COOK ISLANDS | 26 081 | 27 250 | 4,48 | 34 618 | 29 334 | -15,26 |
| FIJI | 187 406 | 104 196 | -44,40 | 257 382 | 97 029 | -62,30 |
| KIRIBATI | 165 078 | 194 081 | 17,57 | 223 169 | 221 270 | -0,85 |
| SAMOA | 728 875 | 723 936 | -0,68 | 989 520 | 809 376 | -18,21 |
| SOLOMON ISLANDS | 653 775 | 954 250 | 45,96 | 883 169 | 1 088 857 | 23,29 |
| TONGA | 234 522 | 216 338 | -7,75 | 315 479 | 235 263 | -25,43 |
| TUVALU | 21 828 | 4 862 | -77,73 | 31 603 | 6 274 | -80,15 |
| EAST TIMOR | 5 203 145 | 6 830 872 | 31,28 | 6 888 232 | 7 678 426 | 11,47 |
| UNITED STATES | 26 582 796 | 297 441 704 | 1 018,93 | 26 881 560 | 222 209 093 | 726,62 |
| CANADA | 0 | 25 650 | - | 0 | 26 624 | - |
| MEXICO | 0 | 13 514 949 | - | 0 | 9 438 198 | - |
| HONDURAS | 0 | 128 208 | - | 0 | 120 708 | - |
| NICARAGUA | 3 999 954 | 4 999 886 | 25,00 | 3 899 955 | 4 859 889 | 24,61 |
| PANAMA | 0 | 101 999 | - | 0 | 119 025 | - |
| SURINAME | 142 452 | 118 710 | -16,67 | 151 949 | 106 886 | -29,66 |
| CHILE | 213 | 0 | -100,00 | 300 | 0 | -100,00 |
| ARGENTINA | 0 | 600 | - | 0 | 516 | - |
| BRAZIL | 92 459 003 | 106 164 538 | 14,82 | 90 823 534 | 79 613 367 | -12,34 |
| COLOMBIA | 13 979 176 | 5 000 000 | -64,23 | 14 555 519 | 3 762 500 | -74,15 |
| URUGUAY | 1 491 000 | 1 950 500 | 30,82 | 1 743 840 | 1 688 130 | -3,19 |
| PERU | 7 998 000 | 7 999 786 | 0,02 | 7 771 500 | 5 719 847 | -26,40 |
| GUYANA | 162 810 | 248 217 | 52,46 | 189 311 | 242 642 | 28,17 |
| TRINIDAD AND TOBAGO | 264 198 | 396 297 | 50,00 | 290 740 | 372 394 | 28,08 |
| JAMAICA | 0 | 2 499 853 | - | 0 | 1 879 408 | - |
| COSTA RICA | 200 | 0 | -100,00 | 337 | 0 | -100,00 |
| HAITI | 18 030 477 | 43 026 958 | 138,63 | 17 919 414 | 34 561 224 | 92,87 |
| CAPE VERDE | 0 | 246 286 | - | 0 | 247 183 | - |
| FRENCH POLYNESIA | 51 868 | 82 391 | 58,85 | 67 535 | 94 039 | 39,24 |
| GRENADA | 0 | 52 759 | - | 0 | 56 847 | - |
| UNITED KINGDOM | 49 248 | 0 | -100,00 | 67 260 | 0 | -100,00 |
| NETHERLANDS | 779 133 677 | 999 600 127 | 28,30 | 754 874 644 | 756 043 711 | 0,15 |
| FRANCE | 30 186 | 0 | -100,00 | 41 835 | 0 | -100,00 |
| GERMANY, FED. REP. OF | 146 467 255 | 243 466 923 | 66,23 | 141 049 548 | 186 674 460 | 32,35 |
| BELGIUM | 0 | 19 999 930 | - | 0 | 15 729 946 | - |
| DENMARK | 10 252 112 | 7 370 027 | -28,11 | 9 952 356 | 5 466 545 | -45,07 |
| NORWAY | 1 500 000 | 0 | -100,00 | 1 375 000 | 0 | -100,00 |
| SWEDEN | 8 413 878 | 45 976 | -99,45 | 8 332 161 | 46 895 | -99,44 |
| FINLAND | 55 099 722 | 0 | -100,00 | 57 081 724 | 0 | -100,00 |
| ITALY | 420 408 335 | 760 324 445 | 80,85 | 405 446 979 | 589 633 903 | 45,43 |
| SPAIN | 173 801 140 | 448 997 085 | 158,34 | 169 663 186 | 334 571 968 | 97,20 |
| GREECE | 9 274 191 | 24 019 705 | 159,00 | 9 238 706 | 18 397 434 | 99,13 |

TABEL 5. PERKEMBANGAN EKSPOR INDONESIA MENURUT KOMODITI DAN NEGARA TUJUAN

| JENIS BARANG | BERAT BERSIH (KG) | | PERUB | NILAI FOB (US \$) | | PERUB |
|----------------------------------|--------------------|----------------------|--------------|----------------------|--------------------|---------------|
| | JAN-SEP 2012 | JAN-SEP 2013 | % | JAN-SEP 2012 | JAN-SEP 2013 | % |
| (1) | (2) | (3) | (4) | (5) | (6) | (7) |
| THE DEMOCRATIC REPUBLIC OF TH | 4 866 524 | 7 654 846 | 57,30 | 5 351 086 | 6 111 172 | 14,20 |
| POLAND | 23 940 | 0 | -100,00 | 30 535 | 0 | -100,00 |
| ROMANIA | 503 150 | 602 740 | 19,79 | 591 932 | 545 431 | -7,86 |
| BULGARIA | 506 268 | 377 208 | -25,49 | 551 943 | 320 211 | -41,98 |
| KAZAKHSTAN | 0 | 1 494 | - | 0 | 1 300 | - |
| KYRGYZSTAN | 83 160 | 0 | -100,00 | 92 724 | 0 | -100,00 |
| UKRAINE | 280 547 390 | 481 180 051 | 71,51 | 275 278 658 | 364 828 990 | 32,53 |
| LATVIA | 0 | 10 944 | - | 0 | 9 434 | - |
| GEORGIA | 20 442 931 | 17 041 354 | -16,64 | 20 157 446 | 12 932 185 | -35,84 |
| CROATIA | 755 676 | 640 260 | -15,27 | 837 146 | 565 091 | -32,50 |
| SLOVAKIA | 1 000 | 0 | -100,00 | 960 | 0 | -100,00 |
| SLOVENIA | 0 | 23 820 | - | 0 | 22 142 | - |
| RUSSIA FEDERATION | 212 477 291 | 319 507 322 | 50,37 | 214 672 202 | 242 623 858 | 13,02 |
| SERBIA | 0 | 62 874 | - | 0 | 59 280 | - |
| MONTENEGRO | 0 | 185 634 | - | 0 | 167 090 | - |
| -MINYAK BIJI KELAPA SAWIT | 978 293 184 | 1 196 177 805 | 22,27 | 1 112 865 082 | 904 276 351 | -18,74 |
| JAPAN | 998 266 | 17 358 492 | 1 638,86 | 1 117 545 | 13 495 091 | 1 107,57 |
| KOREA, REPUBLIC OF | 0 | 263 340 | - | 0 | 212 592 | - |
| TAIWAN | 20 000 | 329 862 | 1 549,31 | 26 632 | 256 405 | 862,77 |
| CHINA | 218 611 827 | 271 433 506 | 24,16 | 243 150 883 | 197 761 673 | -18,67 |
| MONGOLIA | 500 000 | 0 | -100,00 | 485 000 | 0 | -100,00 |
| THAILAND | 25 895 381 | 42 650 001 | 64,70 | 26 526 245 | 30 933 205 | 16,61 |
| SINGAPORE | 4 448 019 | 5 575 009 | 25,34 | 5 456 548 | 4 346 421 | -20,34 |
| PHILIPPINES | 766 040 | 8 442 985 | 1 002,16 | 740 794 | 6 478 927 | 774,59 |
| MALAYSIA | 221 903 500 | 104 010 842 | -53,13 | 254 069 284 | 78 236 381 | -69,21 |
| INDIA | 89 204 267 | 222 291 178 | 149,19 | 104 161 677 | 167 237 087 | 60,56 |
| PAKISTAN | 6 833 254 | 7 134 338 | 4,41 | 8 330 990 | 5 697 521 | -31,61 |
| BANGLADESH | 2 499 749 | 1 518 466 | -39,26 | 3 125 272 | 1 179 545 | -62,26 |
| SRI LANKA | 0 | 16 290 996 | - | 0 | 12 552 829 | - |
| IRAN (ISLAMIC REPUBLIC OF) | 102 950 | 1 318 010 | 1 180,24 | 143 249 | 1 126 009 | 686,05 |
| ISRAEL | 1 607 583 | 1 101 830 | -31,46 | 1 789 691 | 776 075 | -56,64 |
| TURKEY | 32 496 362 | 38 751 645 | 19,25 | 35 134 338 | 29 535 037 | -15,94 |
| UNITED ARAB EMIRATES | 379 957 | 0 | -100,00 | 402 754 | 0 | -100,00 |
| EGYPT | 11 273 650 | 4 100 819 | -63,62 | 14 064 905 | 3 065 565 | -78,20 |
| MOROCCO | 1 999 913 | 41 472 | -97,93 | 2 636 387 | 38 194 | -98,55 |
| TUNISIA | 2 653 870 | 1 928 778 | -27,32 | 2 834 312 | 1 663 157 | -41,32 |
| ALGERIA | 126 366 | 21 870 | -82,69 | 142 778 | 17 605 | -87,67 |
| TANZANIA, UNITED REP. OF | 1 500 287 | 999 809 | -33,36 | 1 406 299 | 748 352 | -46,79 |
| KENYA | 250 000 | 500 000 | 100,00 | 335 000 | 358 125 | 6,90 |
| MOZAMBIQUE | 0 | 200 000 | - | 0 | 142 000 | - |
| CONGO | 43 236 | 0 | -100,00 | 53 122 | 0 | -100,00 |
| CAMEROON | 0 | 2 039 973 | - | 0 | 1 458 581 | - |
| NIGERIA | 0 | 2 302 | - | 0 | 400 000 | - |
| SENEGAL | 0 | 315 000 | - | 0 | 244 125 | - |
| SOUTH AFRICA | 11 114 567 | 9 258 874 | -16,70 | 11 127 019 | 6 495 149 | -41,63 |
| MAURITIUS | 0 | 41 472 | - | 0 | 36 081 | - |
| NEW ZEALAND | 0 | 1 199 851 | - | 0 | 899 888 | - |
| MICRONESIA, FED. STATES OF | 5 197 | 0 | -100,00 | 9 345 | 0 | -100,00 |
| NORTHERN MARIANA ISLANDS | 8 198 | 0 | -100,00 | 14 492 | 0 | -100,00 |
| TONGA | 0 | 2 000 | - | 0 | 2 160 | - |
| UNITED STATES | 10 999 688 | 44 509 164 | 304,64 | 11 274 737 | 34 249 239 | 203,77 |
| MEXICO | 2 997 415 | 1 799 840 | -39,95 | 3 287 399 | 1 392 870 | -57,63 |
| ARGENTINA | 415 530 | 1 000 830 | 140,86 | 551 672 | 851 568 | 54,36 |
| BRAZIL | 98 741 817 | 79 616 199 | -19,37 | 109 235 888 | 61 934 556 | -43,30 |
| URUGUAY | 0 | 84 000 | - | 0 | 66 465 | - |
| PERU | 0 | 499 916 | - | 0 | 392 434 | - |
| NETHERLANDS | 164 443 700 | 239 395 304 | 45,58 | 190 318 979 | 182 136 042 | -4,30 |
| GERMANY, FED. REP. OF | 3 000 300 | 1 999 934 | -33,34 | 2 746 353 | 1 578 432 | -42,53 |
| SWITZERLAND | 0 | 5 | - | 0 | 111 | - |
| SWEDEN | 1 713 788 | 0 | -100,00 | 2 203 648 | 0 | -100,00 |
| ITALY | 17 725 269 | 13 109 650 | -26,04 | 21 919 066 | 11 155 271 | -49,11 |
| SPAIN | 12 919 534 | 11 200 856 | -13,30 | 15 781 467 | 9 623 956 | -39,02 |
| GREECE | 994 000 | 5 329 883 | 436,21 | 1 129 033 | 3 653 452 | 223,59 |
| UKRAINE | 13 070 574 | 14 867 891 | 13,75 | 16 166 765 | 11 837 326 | -26,78 |
| GEORGIA | 250 000 | 749 900 | 199,96 | 252 500 | 552 923 | 118,98 |
| RUSSIA FEDERATION | 15 779 130 | 22 891 713 | 45,08 | 20 713 014 | 19 457 926 | -6,06 |
| -MINYAK NABATI LAIN | 902 319 725 | 1 274 922 815 | 41,29 | 1 073 019 343 | 960 521 314 | -10,48 |
| JAPAN | 1 012 939 | 2 767 121 | 173,18 | 1 917 179 | 3 133 819 | 63,46 |
| HONG KONG | 12 174 | 4 439 234 | 36 364,88 | 52 515 | 154 099 | 193,44 |
| KOREA, REPUBLIC OF | 57 125 795 | 54 008 164 | -5,46 | 71 866 410 | 41 306 810 | -42,52 |
| TAIWAN | 882 786 | 2 099 678 | 137,85 | 1 028 794 | 1 774 994 | 72,53 |
| CHINA | 175 621 008 | 165 865 720 | -5,55 | 214 902 553 | 123 026 610 | -42,75 |
| PAPUA NEW GUINEA | 22 708 | 248 | -98,91 | 36 197 | 883 | -97,56 |
| THAILAND | 6 476 534 | 2 230 533 | -65,56 | 7 976 260 | 2 013 541 | -74,76 |
| SINGAPORE | 30 429 175 | 20 902 592 | -31,31 | 34 234 706 | 16 659 719 | -51,34 |

TABEL 5. PERKEMBANGAN EKSPOR INDONESIA MENURUT KOMODITI DAN NEGARA TUJUAN

| JENIS BARANG | BERAT BERSIH (KG) | | PERUB | NILAI FOB (US \$) | | PERUB |
|----------------------------|-------------------|--------------|---------------|-------------------|--------------|---------------|
| | JAN-SEP 2012 | JAN-SEP 2013 | % | JAN-SEP 2012 | JAN-SEP 2013 | % |
| (1) | (2) | (3) | (4) | (5) | (6) | (7) |
| PHILIPPINES | 4 207 200 | 140 000 | -96,67 | 5 743 551 | 154 322 | -97,31 |
| MALAYSIA | 190 598 256 | 110 067 608 | -42,25 | 217 588 232 | 82 527 473 | -62,07 |
| MYANMAR | 0 | 21 780 | - | 0 | 23 003 | - |
| VIET NAM | 1 315 790 | 1 448 623 | 10,10 | 1 457 187 | 1 313 817 | -9,84 |
| MALDIVES | 5 529 | 6 180 | 11,77 | 7 383 | 7 575 | 2,60 |
| INDIA | 58 165 560 | 159 267 521 | 173,82 | 52 794 868 | 116 658 081 | 120,96 |
| PAKISTAN | 1 153 298 | 11 814 016 | 924,37 | 1 487 531 | 8 688 840 | 484,11 |
| BANGLADESH | 15 313 720 | 146 409 547 | 856,07 | 15 913 003 | 113 804 082 | 615,16 |
| SRI LANKA | 4 399 553 | 10 788 110 | 145,21 | 4 376 124 | 9 090 684 | 107,73 |
| IRAN (ISLAMIC REPUBLIC OF) | 434 620 | 907 690 | 108,85 | 533 682 | 1 013 285 | 89,87 |
| SAUDI ARABIA | 106 400 | 6 100 000 | 5 633,08 | 177 688 | 4 598 750 | 2 488,10 |
| ISRAEL | 790 182 | 501 804 | -36,50 | 1 091 997 | 556 176 | -49,07 |
| KUWAIT | 217 800 | 108 900 | -50,00 | 286 390 | 146 282 | -48,92 |
| JORDAN | 87 120 | 0 | -100,00 | 124 929 | 0 | -100,00 |
| LEBANON | 195 120 | 0 | -100,00 | 259 835 | 0 | -100,00 |
| YEMEN | 0 | 21 680 | - | 0 | 21 056 | - |
| OMAN | 9 207 000 | 0 | -100,00 | 8 947 280 | 0 | -100,00 |
| SYRIA ARAB REPUBLIC | 1 108 400 | 189 040 | -82,94 | 1 633 003 | 165 791 | -89,85 |
| TURKEY | 10 587 187 | 25 043 304 | 136,54 | 12 700 402 | 18 168 956 | 43,06 |
| UNITED ARAB EMIRATES | 2 798 050 | 1 260 483 | -54,95 | 2 729 200 | 936 563 | -65,68 |
| EGYPT | 763 830 | 12 473 757 | 1 533,05 | 1 059 505 | 9 277 612 | 775,66 |
| MOROCCO | 252 000 | 0 | -100,00 | 389 130 | 0 | -100,00 |
| TUNISIA | 5 259 777 | 5 583 837 | 6,16 | 6 009 925 | 4 362 236 | -27,42 |
| ALGERIA | 1 104 562 | 819 950 | -25,77 | 1 399 304 | 843 468 | -39,72 |
| SUDAN | 0 | 4 084 299 | - | 0 | 2 862 375 | - |
| TANZANIA, UNITED REP. OF | 0 | 17 499 704 | - | 0 | 13 574 777 | - |
| MADAGASCAR | 176 430 | 95 370 | -45,94 | 193 360 | 84 846 | -56,12 |
| KENYA | 10 932 000 | 3 299 922 | -69,81 | 11 495 305 | 2 362 929 | -79,44 |
| MOZAMBIQUE | 151 840 | 31 002 697 | 20 318,00 | 161 351 | 23 713 815 | 14 597,04 |
| GHANA | 60 | 30 280 253 | 50 466 988,33 | 60 | 23 068 593 | 38 447 555,00 |
| CAMEROON | 18 620 | 55 860 | 200,00 | 15 566 | 29 129 | 87,13 |
| NIGERIA | 32 620 | 19 403 | -40,52 | 36 616 | 28 256 | -22,83 |
| GABON | 17 640 | 17 640 | 0,00 | 25 627 | 19 326 | -24,59 |
| COTE D'IVOIRE | 0 | 504 000 | - | 0 | 357 840 | - |
| SENEGAL | 66 000 | 128 000 | 93,94 | 75 940 | 161 120 | 112,17 |
| GAMBIA | 18 810 | 18 130 | -3,62 | 21 632 | 15 954 | -26,25 |
| UGANDA | 0 | 5 | - | 0 | 2 | - |
| NIGER | 16 | 0 | -100,00 | 17 | 0 | -100,00 |
| DJIBOUTI | 0 | 90 650 | - | 0 | 71 614 | - |
| SOUTH AFRICA | 16 103 191 | 11 367 450 | -29,41 | 15 881 626 | 8 352 805 | -47,41 |
| MAURITIUS | 697 990 | 37 240 | -94,66 | 737 607 | 19 | -100,00 |
| AUSTRALIA | 101 874 | 56 630 | -44,41 | 140 670 | 82 937 | -41,04 |
| NEW ZEALAND | 293 860 | 333 233 | 13,40 | 424 964 | 338 895 | -20,25 |
| GUAM | 1 700 | 0 | -100,00 | 877 | 0 | -100,00 |
| VANUATU | 5 500 | 3 300 | -40,00 | 9 194 | 4 805 | -47,74 |
| FIJI | 89 000 | 0 | -100,00 | 131 164 | 0 | -100,00 |
| SAMOA | 0 | 216 | - | 0 | 537 | - |
| TONGA | 0 | 10 600 | - | 0 | 11 820 | - |
| EAST TIMOR | 34 956 | 61 151 | 74,94 | 12 374 | 89 867 | 626,26 |
| UNITED STATES | 50 358 406 | 74 972 049 | 48,88 | 67 029 025 | 58 761 511 | -12,33 |
| CANADA | 21 592 | 973 592 | 4 409,04 | 77 121 | 885 320 | 1 047,96 |
| MEXICO | 620 134 | 598 020 | -3,57 | 707 192 | 545 713 | -22,83 |
| HONDURAS | 45 000 | 0 | -100,00 | 49 625 | 0 | -100,00 |
| CHILE | 846 928 | 616 500 | -27,21 | 937 008 | 523 431 | -44,14 |
| ARGENTINA | 37 570 | 173 584 | 362,03 | 48 524 | 168 091 | 246,41 |
| BRAZIL | 6 000 000 | 7 079 499 | 17,99 | 6 045 000 | 4 971 252 | -17,76 |
| COLOMBIA | 9 998 000 | 0 | -100,00 | 9 898 020 | 0 | -100,00 |
| URUGUAY | 0 | 152 000 | - | 0 | 113 045 | - |
| PERU | 43 360 | 22 500 | -48,11 | 58 645 | 22 883 | -60,98 |
| TRINIDAD AND TOBAGO | 208 620 | 211 630 | 1,44 | 205 840 | 181 316 | -11,91 |
| HAITI | 248 000 | 249 950 | 0,79 | 245 520 | 196 210 | -20,08 |
| UNITED KINGDOM | 24 976 | 119 359 | 377,89 | 79 942 | 171 278 | 114,25 |
| NETHERLANDS | 187 856 388 | 197 101 233 | 4,92 | 245 565 647 | 146 848 047 | -40,20 |
| FRANCE | 685 | 2 613 | 281,46 | 6 900 | 103 510 | 1 400,14 |
| GERMANY, FED. REP. OF | 17 907 | 37 473 653 | 209 168,18 | 302 926 | 27 832 461 | 9 087,87 |
| BELGIUM | 3 | 44 318 | 1 477 166,67 | 20 | 116 786 | 583 830,00 |
| DENMARK | 0 | 16 000 | - | 0 | 14 080 | - |
| NORWAY | 974 | 4 892 | 402,26 | 14 288 | 26 309 | 84,13 |
| SWEDEN | 40 | 675 000 | 1 687 400,00 | 160 | 449 550 | 280 868,75 |
| FINLAND | 0 | 4 | - | 0 | 50 | - |
| IRELAND | 0 | 164 000 | - | 0 | 125 000 | - |
| ITALY | 4 557 078 | 1 099 878 | -75,86 | 1 836 894 | 779 417 | -57,57 |
| SPAIN | 40 000 | 21 544 680 | 53 761,70 | 34 524 | 15 331 974 | 44 309,61 |
| GREECE | 329 200 | 2 280 372 | 592,70 | 355 989 | 1 649 404 | 363,33 |
| HUNGARY | 38 493 | 94 699 | 146,02 | 59 974 | 123 416 | 105,78 |
| POLAND | 198 000 | 248 385 | 25,45 | 199 495 | 225 886 | 13,23 |
| ROMANIA | 1 035 190 | 452 900 | -56,25 | 1 458 938 | 400 055 | -72,58 |

TABEL 5. PERKEMBANGAN EKSPOR INDONESIA MENURUT KOMODITI DAN NEGARA TUJUAN

| JENIS BARANG | BERAT BERSIH (KG) | | PERUB % | NILAI FOB (US \$) | | PERUB % |
|----------------------------|--------------------|--------------------|-------------|--------------------|--------------------|---------------|
| | JAN-SEP 2012 | JAN-SEP 2013 | | JAN-SEP 2012 | JAN-SEP 2013 | |
| (1) | (2) | (3) | (4) | (5) | (6) | (7) |
| BULGARIA | 787 130 | 588 380 | -25,25 | 1 096 192 | 528 091 | -51,82 |
| KAZAKHSTAN | 121 720 | 0 | -100,00 | 189 460 | 0 | -100,00 |
| KYRGYZSTAN | 184 000 | 0 | -100,00 | 252 924 | 0 | -100,00 |
| MOLDOVA, REPUBLIC OF | 43 550 | 21 870 | -49,78 | 65 652 | 24 932 | -62,02 |
| TURKMENISTAN | 21 000 | 0 | -100,00 | 33 830 | 0 | -100,00 |
| UKRAINE | 16 471 645 | 54 103 990 | 228,47 | 19 529 068 | 40 283 832 | 106,28 |
| UZBEKISTAN | 511 790 | 260 000 | -49,20 | 641 367 | 283 000 | -55,88 |
| LITHUANIA | 50 500 | 40 000 | -20,79 | 81 430 | 51 200 | -37,12 |
| LATVIA | 11 490 | 54 666 | 375,77 | 18 787 | 49 877 | 165,49 |
| GEORGIA | 262 070 | 396 530 | 51,31 | 425 020 | 302 974 | -28,72 |
| CROATIA | 41 500 | 122 370 | 194,87 | 49 588 | 107 071 | 115,92 |
| SLOVENIA | 11 026 | 39 100 | 254,62 | 16 948 | 36 930 | 117,90 |
| CZECH REPUBLIC | 165 | 0 | -100,00 | 1 890 | 0 | -100,00 |
| RUSSIA FEDERATION | 12 879 415 | 28 671 726 | 122,62 | 17 311 257 | 22 626 624 | 30,70 |
| -STEARIN | 322 394 048 | 325 559 395 | 0,98 | 359 056 003 | 288 075 885 | -19,77 |
| JAPAN | 4 354 056 | 3 454 300 | -20,66 | 5 316 107 | 3 534 341 | -33,52 |
| HONG KONG | 145 500 | 151 000 | 3,78 | 167 154 | 142 707 | -14,63 |
| KOREA, REPUBLIC OF | 33 998 850 | 32 965 800 | -3,04 | 39 007 975 | 30 057 146 | -22,95 |
| TAIWAN | 22 694 000 | 22 680 900 | -0,06 | 26 044 653 | 20 619 956 | -20,83 |
| CHINA | 139 169 620 | 110 483 897 | -20,61 | 153 854 146 | 96 024 989 | -37,59 |
| THAILAND | 10 751 075 | 10 784 500 | 0,31 | 12 336 547 | 10 101 202 | -18,12 |
| SINGAPORE | 444 034 | 480 011 | 8,10 | 566 114 | 516 589 | -8,75 |
| PHILIPPINES | 2 771 000 | 2 408 900 | -13,07 | 3 224 059 | 2 220 821 | -31,12 |
| MALAYSIA | 4 174 737 | 18 486 764 | 342,82 | 4 565 460 | 15 347 741 | 236,17 |
| MYANMAR | 662 000 | 709 500 | 7,18 | 731 661 | 639 283 | -12,63 |
| VIET NAM | 5 205 030 | 5 201 700 | -0,06 | 6 007 459 | 5 005 310 | -16,68 |
| INDIA | 5 656 000 | 2 774 304 | -50,95 | 6 447 962 | 2 559 757 | -60,30 |
| PAKISTAN | 0 | 17 000 | - | 0 | 16 705 | - |
| BANGLADESH | 4 495 525 | 4 148 500 | -7,72 | 5 114 820 | 3 718 415 | -27,30 |
| SRI LANKA | 425 500 | 371 600 | -12,67 | 493 468 | 353 245 | -28,42 |
| IRAN (ISLAMIC REPUBLIC OF) | 4 567 000 | 4 568 500 | 0,03 | 5 448 378 | 4 323 500 | -20,65 |
| SAUDI ARABIA | 554 000 | 366 000 | -33,94 | 660 483 | 358 145 | -45,78 |
| ISRAEL | 249 000 | 276 300 | 10,96 | 281 140 | 273 979 | -2,55 |
| JORDAN | 436 400 | 380 200 | -12,88 | 512 844 | 347 495 | -32,24 |
| SYRIA ARAB REPUBLIC | 354 000 | 34 000 | -90,40 | 403 456 | 30 600 | -92,42 |
| TURKEY | 28 389 320 | 28 248 950 | -0,49 | 31 289 826 | 25 250 312 | -19,30 |
| UNITED ARAB EMIRATES | 237 000 | 133 600 | -43,63 | 282 829 | 133 220 | -52,90 |
| QATAR | 17 000 | 17 000 | 0,00 | 19 040 | 17 249 | -9,41 |
| EGYPT | 1 533 500 | 1 556 200 | 1,48 | 1 756 484 | 1 472 322 | -16,18 |
| MOROCCO | 74 500 | 17 000 | -77,18 | 84 073 | 15 300 | -81,80 |
| TUNISIA | 32 000 | 49 000 | 53,13 | 37 240 | 47 380 | 27,23 |
| ALGERIA | 68 000 | 34 000 | -50,00 | 75 339 | 31 295 | -58,46 |
| SUDAN | 96 000 | 0 | -100,00 | 81 559 | 0 | -100,00 |
| TANZANIA, UNITED REP. OF | 244 000 | 170 800 | -30,00 | 299 272 | 160 587 | -46,34 |
| MADAGASCAR | 0 | 10 000 | - | 0 | 10 110 | - |
| KENYA | 242 000 | 419 500 | 73,35 | 266 180 | 388 414 | 45,92 |
| MOZAMBIQUE | 17 500 | 35 000 | 100,00 | 22 575 | 33 273 | 47,39 |
| TOGO | 374 000 | 136 000 | -63,64 | 434 384 | 130 560 | -69,94 |
| GHANA | 57 500 | 34 000 | -40,87 | 64 850 | 31 229 | -51,84 |
| CAMEROON | 155 500 | 121 000 | -22,19 | 200 561 | 110 612 | -44,85 |
| NIGERIA | 395 300 | 984 900 | 149,15 | 448 537 | 929 587 | 107,25 |
| COTE D'IVOIRE | 554 000 | 437 500 | -21,03 | 603 796 | 411 127 | -31,91 |
| SENEGAL | 347 000 | 99 500 | -71,33 | 385 509 | 95 068 | -75,34 |
| CENTRAL AFRICAN REPUBLIC | 17 000 | 17 000 | 0,00 | 19 342 | 15 697 | -18,85 |
| NIGER | 0 | 90 000 | - | 0 | 85 500 | - |
| DJIBOUTI | 0 | 162 800 | - | 0 | 139 194 | - |
| SOUTH AFRICA | 768 500 | 1 067 000 | 38,84 | 899 803 | 1 001 877 | 11,34 |
| AUSTRALIA | 344 800 | 415 500 | 20,50 | 401 528 | 397 688 | -0,96 |
| NEW ZEALAND | 34 000 | 51 000 | 50,00 | 38 760 | 51 015 | 31,62 |
| UNITED STATES | 2 005 997 | 5 129 916 | 155,73 | 2 467 405 | 5 145 498 | 108,54 |
| CANADA | 135 500 | 300 650 | 121,88 | 161 829 | 294 346 | 81,89 |
| MEXICO | 256 000 | 4 604 100 | 1 698,48 | 289 134 | 4 255 042 | 1 371,65 |
| GUATEMALA | 346 500 | 176 000 | -49,21 | 395 760 | 162 454 | -58,95 |
| HONDURAS | 0 | 17 000 | - | 0 | 15 215 | - |
| NICARAGUA | 30 000 | 425 000 | 1 316,67 | 35 875 | 389 930 | 986,91 |
| CHILE | 35 500 | 0 | -100,00 | 51 236 | 0 | -100,00 |
| VENEZUELA | 84 250 | 172 000 | 104,15 | 80 723 | 159 835 | 98,00 |
| ARGENTINA | 80 000 | 14 000 | -82,50 | 94 479 | 13 360 | -85,86 |
| BRAZIL | 1 998 000 | 2 683 000 | 34,28 | 2 188 888 | 2 343 807 | 7,08 |
| COLOMBIA | 1 408 500 | 1 309 000 | -7,06 | 1 679 932 | 1 297 835 | -22,74 |
| URUGUAY | 64 000 | 51 000 | -20,31 | 73 911 | 47 430 | -35,83 |
| ECUADOR | 86 500 | 124 000 | 43,35 | 99 579 | 118 179 | 18,68 |
| PERU | 695 500 | 894 950 | 28,68 | 840 187 | 854 361 | 1,69 |
| PUERTO RICO | 0 | 68 000 | - | 0 | 64 260 | - |
| DOMINICAN REPUBLIC | 17 000 | 17 000 | 0,00 | 18 270 | 16 240 | -11,11 |
| EL SALVADOR | 47 200 | 68 000 | 44,07 | 55 755 | 62 900 | 12,81 |

TABEL 5. PERKEMBANGAN EKSPOR INDONESIA MENURUT KOMODITI DAN NEGARA TUJUAN

| JENIS BARANG | BERAT BERSIH (KG) | | PERUB | NILAI FOB (US \$) | | PERUB |
|-------------------------------|--------------------|----------------------|--------------|----------------------|--------------------|--------------|
| | JAN-SEP 2012 | JAN-SEP 2013 | % | JAN-SEP 2012 | JAN-SEP 2013 | % |
| (1) | (2) | (3) | (4) | (5) | (6) | (7) |
| COSTA RICA | 44 000 | 58 500 | 32,95 | 54 498 | 54 055 | -0,81 |
| DOMINICA | 0 | 17 000 | - | 0 | 16 150 | - |
| UNITED KINGDOM | 291 500 | 196 500 | -32,59 | 342 625 | 184 944 | -46,02 |
| NETHERLANDS | 28 909 153 | 43 295 703 | 49,76 | 29 362 183 | 35 375 833 | 20,48 |
| FRANCE | 104 000 | 218 400 | 110,00 | 123 440 | 202 871 | 64,35 |
| GERMANY, FED. REP. OF | 2 525 200 | 2 267 000 | -10,22 | 2 837 936 | 2 056 536 | -27,53 |
| BELGIUM | 252 001 | 111 600 | -55,71 | 293 761 | 99 087 | -66,27 |
| DENMARK | 289 000 | 0 | -100,00 | 50 602 | 0 | -100,00 |
| FINLAND | 0 | 48 000 | - | 0 | 49 920 | - |
| IRELAND | 17 000 | 17 000 | 0,00 | 20 060 | 16 320 | -18,64 |
| ITALY | 221 000 | 296 000 | 33,94 | 262 943 | 278 854 | 6,05 |
| SPAIN | 1 492 200 | 1 896 750 | 27,11 | 1 744 293 | 1 816 388 | 4,13 |
| PORTUGAL | 53 400 | 671 000 | 1 156,55 | 48 808 | 605 602 | 1 140,78 |
| GREECE | 152 000 | 186 000 | 22,37 | 167 144 | 167 652 | 0,30 |
| THE DEMOCRATIC REPUBLIC OF TH | 492 000 | 487 600 | -0,89 | 570 656 | 463 544 | -18,77 |
| POLAND | 728 500 | 813 500 | 11,67 | 785 320 | 712 357 | -9,29 |
| ROMANIA | 49 000 | 85 000 | 73,47 | 53 728 | 78 022 | 45,22 |
| BULGARIA | 164 800 | 255 000 | 54,73 | 192 523 | 240 619 | 24,98 |
| UKRAINE | 2 286 500 | 520 500 | -77,24 | 2 532 284 | 469 932 | -81,44 |
| UZBEKISTAN | 0 | 18 000 | - | 0 | 17 640 | - |
| CROATIA | 4 000 | 0 | -100,00 | 4 867 | 0 | -100,00 |
| SLOVENIA | 1 600 | 114 700 | 7 068,75 | 2 275 | 102 052 | 4 385,80 |
| CZECH REPUBLIC | 24 000 | 0 | -100,00 | 26 880 | 0 | -100,00 |
| RUSSIA FEDERATION | 1 897 000 | 2 881 100 | 51,88 | 2 150 841 | 2 676 273 | 24,43 |
| -ASAM BERLEMAK LAIN | 969 087 685 | 1 268 290 072 | 30,87 | 1 027 014 861 | 940 307 559 | -8,44 |
| JAPAN | 7 568 182 | 9 085 719 | 20,05 | 11 617 878 | 10 528 764 | -9,37 |
| HONG KONG | 97 500 | 0 | -100,00 | 47 775 | 0 | -100,00 |
| KOREA, REPUBLIC OF | 24 170 592 | 34 141 765 | 41,25 | 27 970 769 | 27 059 855 | -3,26 |
| TAIWAN | 3 202 330 | 3 651 200 | 14,02 | 3 392 225 | 3 325 087 | -1,98 |
| CHINA | 237 581 554 | 331 285 879 | 39,44 | 239 575 058 | 253 107 724 | 5,65 |
| THAILAND | 4 372 400 | 2 626 030 | -39,94 | 8 282 217 | 3 375 581 | -59,24 |
| SINGAPORE | 108 897 269 | 82 699 062 | -24,06 | 112 988 761 | 60 530 573 | -46,43 |
| PHILIPPINES | 4 048 359 | 6 155 310 | 52,04 | 5 057 146 | 6 853 437 | 35,52 |
| MALAYSIA | 133 240 924 | 170 898 945 | 28,26 | 154 237 152 | 126 989 891 | -17,67 |
| VIET NAM | 15 500 | 105 600 | 581,29 | 17 813 | 164 674 | 824,46 |
| INDIA | 61 301 536 | 74 547 149 | 21,61 | 62 179 512 | 49 944 587 | -19,68 |
| PAKISTAN | 10 131 241 | 10 690 827 | 5,52 | 5 291 914 | 3 911 567 | -26,08 |
| BANGLADESH | 2 592 468 | 2 597 276 | 0,19 | 2 310 672 | 1 654 811 | -28,38 |
| SRI LANKA | 1 764 305 | 3 002 595 | 70,19 | 2 108 525 | 2 791 124 | 32,37 |
| AFGHANISTAN | 181 300 | 0 | -100,00 | 157 610 | 0 | -100,00 |
| IRAN (ISLAMIC REPUBLIC OF) | 0 | 222 910 | - | 0 | 208 209 | - |
| SAUDI ARABIA | 3 308 930 | 24 000 | -99,27 | 6 791 085 | 30 381 | -99,55 |
| ISRAEL | 5 541 938 | 5 004 140 | -9,70 | 4 479 359 | 2 701 896 | -39,68 |
| JORDAN | 0 | 165 600 | - | 0 | 177 090 | - |
| LEBANON | 10 500 | 18 310 | 74,38 | 19 278 | 12 085 | -37,31 |
| YEMEN | 181 300 | 0 | -100,00 | 186 430 | 0 | -100,00 |
| TURKEY | 986 760 | 950 240 | -3,70 | 1 443 469 | 1 197 641 | -17,03 |
| UNITED ARAB EMIRATES | 124 210 | 178 800 | 43,95 | 132 848 | 186 323 | 40,25 |
| EGYPT | 6 097 286 | 5 836 649 | -4,27 | 4 929 695 | 3 128 734 | -36,53 |
| TUNISIA | 2 140 878 | 1 899 908 | -11,26 | 1 639 367 | 1 164 651 | -28,96 |
| ALGERIA | 0 | 15 200 | - | 0 | 20 756 | - |
| SUDAN | 0 | 1 195 140 | - | 0 | 744 336 | - |
| TANZANIA, UNITED REP. OF | 4 019 207 | 4 086 984 | 1,69 | 3 360 607 | 2 302 036 | -31,50 |
| MADAGASCAR | 356 960 | 1 844 946 | 416,85 | 273 227 | 1 144 505 | 318,88 |
| KENYA | 16 855 600 | 13 304 095 | -21,07 | 14 484 400 | 7 843 849 | -45,85 |
| MOZAMBIQUE | 6 030 764 | 12 589 813 | 108,76 | 5 389 805 | 7 608 639 | 41,17 |
| TOGO | 181 300 | 83 945 | -53,70 | 174 048 | 53 180 | -69,45 |
| LIBERIA | 2 998 000 | 0 | -100,00 | 2 428 380 | 0 | -100,00 |
| ANGOLA | 2 399 863 | 3 149 917 | 31,25 | 1 943 889 | 1 669 456 | -14,12 |
| CAMEROON | 88 000 | 220 000 | 150,00 | 75 680 | 163 900 | 116,57 |
| NIGERIA | 2 995 070 | 3 156 170 | 5,38 | 2 591 573 | 2 088 692 | -19,40 |
| COTE D'IVOIRE | 0 | 162 800 | - | 0 | 139 194 | - |
| SENEGAL | 131 000 | 1 339 000 | 922,14 | 106 950 | 809 760 | 657,14 |
| MAURITANIA | 1 999 857 | 3 371 299 | 68,58 | 1 549 889 | 1 765 113 | 13,89 |
| GAMBIA | 350 060 | 1 009 210 | 188,30 | 292 529 | 639 107 | 118,48 |
| DJIBOUTI | 1 180 300 | 3 880 560 | 228,78 | 901 934 | 2 650 271 | 193,84 |
| SOUTH AFRICA | 27 374 026 | 38 541 150 | 40,79 | 24 448 296 | 24 152 117 | -1,21 |
| MALAWI | 2 614 900 | 5 285 570 | 102,13 | 2 471 092 | 3 452 373 | 39,71 |
| AUSTRALIA | 648 350 | 1 071 470 | 65,26 | 1 185 960 | 1 203 050 | 1,44 |
| NEW ZEALAND | 35 000 | 15 200 | -56,57 | 57 489 | 23 864 | -58,49 |
| UNITED STATES | 26 015 631 | 46 230 912 | 77,70 | 46 608 345 | 47 586 123 | 2,10 |
| CANADA | 22 536 | 40 280 | 78,74 | 33 436 | 53 394 | 59,69 |
| MEXICO | 129 600 | 1 346 450 | 938,93 | 221 951 | 1 669 178 | 652,05 |
| GUATEMALA | 15 500 | 0 | -100,00 | 27 978 | 0 | -100,00 |
| CHILE | 59 090 | 19 800 | -66,49 | 92 180 | 16 830 | -81,74 |
| VENEZUELA | 0 | 15 200 | - | 0 | 22 087 | - |

TABEL 5. PERKEMBANGAN EKSPOR INDONESIA MENURUT KOMODITI DAN NEGARA TUJUAN

| JENIS BARANG | BERAT BERSIH (KG) | | PERUB | NILAI FOB (US \$) | | PERUB |
|-------------------------------|--------------------|--------------------|--------------|----------------------|----------------------|--------------|
| | JAN-SEP 2012 | JAN-SEP 2013 | % | JAN-SEP 2012 | JAN-SEP 2013 | % |
| (1) | (2) | (3) | (4) | (5) | (6) | (7) |
| ARGENTINA | 495 730 | 360 130 | -27,35 | 838 018 | 445 603 | -46,83 |
| BRAZIL | 9 258 680 | 5 849 000 | -36,83 | 11 176 645 | 4 613 347 | -58,72 |
| COLOMBIA | 371 810 | 285 900 | -23,11 | 740 997 | 389 875 | -47,39 |
| ECUADOR | 28 800 | 5 400 | -81,25 | 38 304 | 6 977 | -81,79 |
| DOMINICAN REPUBLIC | 13 800 | 105 000 | 660,87 | 26 055 | 73 500 | 182,10 |
| EL SALVADOR | 2 800 | 0 | -100,00 | 5 160 | 0 | -100,00 |
| COSTA RICA | 2 000 | 0 | -100,00 | 3 800 | 0 | -100,00 |
| HAITI | 996 000 | 1 299 740 | 30,50 | 791 820 | 751 350 | -5,11 |
| UNITED KINGDOM | 356 800 | 586 400 | 64,35 | 591 725 | 746 113 | 26,09 |
| NETHERLANDS | 90 436 076 | 214 683 824 | 137,39 | 111 184 159 | 167 689 504 | 50,82 |
| FRANCE | 1 310 550 | 1 819 650 | 38,85 | 1 697 664 | 2 561 776 | 50,90 |
| GERMANY, FED. REP. OF | 6 141 820 | 8 398 475 | 36,74 | 6 920 794 | 10 436 840 | 50,80 |
| BELGIUM | 503 240 | 157 187 | -68,77 | 648 860 | 293 386 | -54,78 |
| SWITZERLAND | 0 | 19 740 | - | 0 | 42 340 | - |
| DENMARK | 13 500 330 | 33 877 535 | 150,94 | 10 827 769 | 18 754 493 | 73,21 |
| NORWAY | 4 001 057 | 2 209 710 | -44,77 | 3 941 041 | 1 374 347 | -65,13 |
| SWEDEN | 0 | 39 900 | - | 0 | 111 122 | - |
| ITALY | 41 527 987 | 20 161 692 | -51,45 | 38 864 654 | 11 973 779 | -69,19 |
| SPAIN | 85 865 729 | 90 400 864 | 5,28 | 74 757 295 | 52 829 991 | -29,33 |
| GREECE | 0 | 42 000 | - | 0 | 25 200 | - |
| THE DEMOCRATIC REPUBLIC OF TH | 30 000 | 75 000 | 150,00 | 59 132 | 101 457 | 71,58 |
| HUNGARY | 24 000 | 0 | -100,00 | 43 173 | 0 | -100,00 |
| BULGARIA | 36 600 | 50 400 | 37,70 | 69 692 | 78 094 | 12,06 |
| UKRAINE | 12 000 | 12 000 | 0,00 | 22 176 | 17 844 | -19,53 |
| RUSSIA FEDERATION | 114 000 | 87 500 | -23,25 | 189 732 | 124 126 | -34,58 |
| -ALAT LISTRIK | 365 716 475 | 333 137 082 | -8,91 | 4 971 957 201 | 4 817 883 267 | -3,10 |
| JAPAN | 36 707 090 | 35 730 665 | -2,66 | 824 945 419 | 782 335 131 | -5,17 |
| HONG KONG | 6 602 917 | 6 607 415 | 0,07 | 258 436 226 | 202 964 061 | -21,46 |
| KOREA, DEM. PEOPLE'S REP. | 2 | 0 | -100,00 | 108 | 0 | -100,00 |
| KOREA, REPUBLIC OF | 4 623 021 | 3 434 619 | -25,71 | 101 884 828 | 84 161 336 | -17,40 |
| TAIWAN | 2 311 161 | 1 826 184 | -20,98 | 96 580 295 | 70 477 913 | -27,03 |
| CHINA | 11 691 453 | 8 667 037 | -25,87 | 175 263 533 | 172 809 791 | -1,40 |
| PAPUA NEW GUINEA | 5 982 756 | 4 560 470 | -23,77 | 14 374 054 | 14 729 260 | 2,47 |
| THAILAND | 15 798 333 | 15 319 251 | -3,03 | 213 636 741 | 220 466 567 | 3,20 |
| SINGAPORE | 45 444 351 | 35 267 178 | -22,39 | 1 540 195 501 | 1 410 674 683 | -8,41 |
| PHILIPPINES | 12 050 686 | 11 457 043 | -4,93 | 71 825 931 | 68 041 146 | -5,27 |
| MALAYSIA | 21 875 940 | 21 382 749 | -2,25 | 196 276 202 | 207 689 417 | 5,81 |
| MYANMAR | 1 983 609 | 1 653 738 | -16,63 | 11 064 304 | 22 006 792 | 98,90 |
| CAMBODIA | 104 960 | 59 388 | -43,42 | 472 082 | 640 512 | 35,68 |
| BRUNEI DARUSSALAM | 1 411 608 | 937 673 | -33,57 | 9 792 289 | 5 961 616 | -39,12 |
| LAO PEOPLE'S DEM. REP. | 15 820 | 41 | -99,74 | 77 472 | 2 500 | -96,77 |
| NEPAL | 18 779 | 47 406 | 152,44 | 72 826 | 123 105 | 69,04 |
| BHUTAN | 623 795 | 0 | -100,00 | 1 899 303 | 0 | -100,00 |
| VIET NAM | 8 769 788 | 6 594 323 | -24,81 | 50 513 459 | 44 952 085 | -11,01 |
| MALDIVES | 37 006 | 30 318 | -18,07 | 173 110 | 153 510 | -11,32 |
| INDIA | 33 794 838 | 20 269 237 | -40,02 | 98 322 333 | 71 402 805 | -27,38 |
| PAKISTAN | 1 154 273 | 1 406 559 | 21,86 | 5 461 060 | 5 521 847 | 1,11 |
| BANGLADESH | 381 275 | 612 632 | 60,68 | 1 845 073 | 2 078 214 | 12,64 |
| SRI LANKA | 4 050 800 | 2 308 056 | -43,02 | 20 549 376 | 7 598 183 | -63,02 |
| AFGHANISTAN | 69 853 | 513 775 | 635,51 | 212 826 | 1 889 530 | 787,83 |
| IRAQ | 346 196 | 282 567 | -18,38 | 2 349 642 | 1 865 247 | -20,62 |
| IRAN (ISLAMIC REPUBLIC OF) | 2 607 468 | 593 277 | -77,25 | 9 344 553 | 2 304 410 | -75,34 |
| SAUDI ARABIA | 3 000 685 | 4 712 003 | 57,03 | 10 834 993 | 16 917 733 | 56,14 |
| ISRAEL | 34 784 | 9 229 | -73,47 | 216 118 | 283 935 | 31,38 |
| KUWAIT | 597 166 | 444 998 | -25,48 | 2 055 186 | 1 783 545 | -13,22 |
| JORDAN | 126 504 | 69 513 | -45,05 | 486 699 | 336 937 | -30,77 |
| LEBANON | 907 327 | 369 544 | -59,27 | 3 002 125 | 1 261 773 | -57,97 |
| YEMEN | 1 063 326 | 594 242 | -44,11 | 3 422 776 | 1 992 071 | -41,80 |
| OMAN | 992 566 | 409 964 | -58,70 | 5 764 844 | 1 487 652 | -74,19 |
| SYRIA ARAB REPUBLIC | 103 410 | 19 155 | -81,48 | 309 067 | 46 926 | -84,82 |
| TURKEY | 633 359 | 1 545 566 | 144,03 | 4 667 862 | 14 933 527 | 219,92 |
| UNITED ARAB EMIRATES | 8 329 192 | 10 254 601 | 23,12 | 32 871 264 | 43 196 021 | 31,41 |
| QATAR | 1 992 296 | 1 774 636 | -10,93 | 12 323 407 | 8 055 894 | -34,63 |
| BAHRAIN | 207 134 | 322 155 | 55,53 | 828 671 | 2 346 322 | 183,14 |
| CYPRUS | 0 | 124 006 | - | 0 | 292 509 | - |
| EGYPT | 2 064 663 | 1 317 116 | -36,21 | 5 396 435 | 4 224 834 | -21,71 |
| LIBYAN ARAB JAMAHIRIYA | 688 370 | 220 459 | -67,97 | 3 085 535 | 932 641 | -69,77 |
| MOROCCO | 209 128 | 41 494 | -80,16 | 901 746 | 215 113 | -76,14 |
| TUNISIA | 442 239 | 315 652 | -28,62 | 1 997 773 | 1 401 562 | -29,84 |
| ALGERIA | 685 259 | 1 702 699 | 148,48 | 3 550 613 | 9 531 648 | 168,45 |
| SUDAN | 8 936 732 | 6 670 207 | -25,36 | 24 688 544 | 16 654 976 | -32,54 |
| ERITREA | 445 675 | 1 258 124 | 182,30 | 805 008 | 2 190 192 | 172,07 |
| NAMIBIA | 4 980 | 27 427 | 450,74 | 24 633 | 108 072 | 338,73 |
| ETHIOPIA | 139 155 | 1 473 468 | 958,87 | 463 004 | 6 026 154 | 1 201,53 |
| TANZANIA, UNITED REP. OF | 1 467 140 | 1 300 834 | -11,34 | 4 439 998 | 3 347 242 | -24,61 |
| MADAGASCAR | 215 | 2 271 | 956,28 | 5 652 | 10 932 | 93,42 |

TABEL 5. PERKEMBANGAN EKSPOR INDONESIA MENURUT KOMODITI DAN NEGARA TUJUAN

| JENIS BARANG | BERAT BERSIH (KG) | | PERUB | NILAI FOB (US \$) | | PERUB |
|--------------------------------|-------------------|--------------|----------|-------------------|--------------|----------|
| | JAN-SEP 2012 | JAN-SEP 2013 | % | JAN-SEP 2012 | JAN-SEP 2013 | % |
| (1) | (2) | (3) | (4) | (5) | (6) | (7) |
| SOMALIA | 10 073 | 14 342 | 42,38 | 30 172 | 55 367 | 83,50 |
| KENYA | 1 910 153 | 982 120 | -48,58 | 5 820 660 | 4 604 819 | -20,89 |
| MOZAMBIQUE | 130 914 | 22 413 | -82,88 | 401 015 | 49 221 | -87,73 |
| EQUATORIAL GUINEA | 240 244 | 217 163 | -9,61 | 462 987 | 481 082 | 3,91 |
| TOGO | 115 826 | 175 279 | 51,33 | 420 915 | 573 377 | 36,22 |
| GHANA | 651 553 | 129 234 | -80,17 | 1 582 966 | 273 675 | -82,71 |
| LIBERIA | 13 290 | 1 053 | -92,08 | 63 232 | 3 479 | -94,50 |
| GUINEA | 34 796 | 21 818 | -37,30 | 97 623 | 32 214 | -67,00 |
| ANGOLA | 453 772 | 110 775 | -75,59 | 1 327 763 | 307 019 | -76,88 |
| CONGO | 55 631 | 129 089 | 132,05 | 193 120 | 442 932 | 129,36 |
| CAMEROON | 338 025 | 122 928 | -63,63 | 957 882 | 397 879 | -58,46 |
| NIGERIA | 483 314 | 338 161 | -30,03 | 2 565 821 | 1 880 071 | -26,73 |
| SIERRA LEONE | 20 955 | 35 | -99,83 | 71 356 | 146 | -99,80 |
| GABON | 0 | 8 535 | - | 0 | 23 244 | - |
| COTE D'IVOIRE | 244 438 | 100 208 | -59,00 | 861 565 | 316 763 | -63,23 |
| SENEGAL | 109 827 | 377 097 | 243,36 | 186 611 | 4 917 914 | 2 535,38 |
| MAURITANIA | 106 786 | 60 799 | -43,06 | 386 003 | 210 692 | -45,42 |
| MALI | 0 | 57 | - | 0 | 428 | - |
| BENIN | 778 999 | 750 497 | -3,66 | 2 054 250 | 2 289 937 | 11,47 |
| BURKINA FASO | 0 | 6 780 | - | 0 | 29 356 | - |
| GAMBIA | 21 297 | 55 | -99,74 | 69 521 | 47 | -99,93 |
| SEYCHELLES | 250 | 542 | 116,80 | 600 | 880 | 46,67 |
| UGANDA | 104 990 | 167 098 | 59,16 | 425 420 | 793 772 | 86,59 |
| DJIBOUTI | 1 391 137 | 171 385 | -87,68 | 4 571 292 | 589 947 | -87,09 |
| SAO TOME AND PRINCIPE | 19 | 81 | 326,32 | 1 676 | 7 008 | 318,14 |
| SWAZILAND | 54 | 0 | -100,00 | 4 583 | 0 | -100,00 |
| SOUTH AFRICA | 1 280 368 | 1 211 498 | -5,38 | 8 586 218 | 7 564 171 | -11,90 |
| ZIMBABWE | 2 599 | 6 528 | 151,17 | 11 650 | 25 327 | 117,40 |
| ZAMBIA | 21 553 | 0 | -100,00 | 499 492 | 0 | -100,00 |
| MALAWI | 60 373 | 0 | -100,00 | 208 562 | 0 | -100,00 |
| BURUNDI | 0 | 7 843 | - | 0 | 25 571 | - |
| MAURITIUS | 103 259 | 52 655 | -49,01 | 534 904 | 258 594 | -51,66 |
| RWANDA | 8 663 | 0 | -100,00 | 54 846 | 0 | -100,00 |
| AUSTRALIA | 7 524 911 | 10 343 333 | 37,45 | 70 276 063 | 108 726 388 | 54,71 |
| NEW ZEALAND | 2 675 279 | 2 010 018 | -24,87 | 20 680 974 | 16 186 124 | -21,73 |
| MICRONESIA, FED. STATES OF | 544 | 175 | -67,83 | 2 444 | 694 | -71,60 |
| PALAU | 0 | 11 | - | 0 | 1 528 | - |
| NEW CALEDONIA | 27 727 | 5 205 | -81,23 | 250 487 | 74 117 | -70,41 |
| VANUATU | 50 925 | 155 171 | 204,70 | 90 961 | 405 675 | 345,99 |
| BRITISH INDIAN OCEAN TERRITORY | 70 | 0 | -100,00 | 8 055 | 0 | -100,00 |
| AMERICAN SAMOA | 0 | 259 | - | 0 | 4 975 | - |
| FIJI | 251 222 | 312 665 | 24,46 | 653 769 | 769 721 | 17,74 |
| KIRIBATI | 378 | 601 | 58,99 | 3 422 | 5 873 | 71,62 |
| MARSHALL ISLANDS | 82 | 0 | -100,00 | 211 | 0 | -100,00 |
| SAMOA | 153 699 | 149 468 | -2,75 | 955 982 | 1 098 482 | 14,91 |
| SOLOMON ISLANDS | 310 209 | 208 985 | -32,63 | 725 382 | 633 166 | -12,71 |
| TONGA | 29 240 | 43 706 | 49,47 | 62 426 | 108 417 | 73,67 |
| EAST TIMOR | 2 123 766 | 2 250 927 | 5,99 | 6 472 311 | 11 698 239 | 80,74 |
| UNITED STATES | 30 961 155 | 32 833 537 | 6,05 | 385 562 125 | 411 745 685 | 6,79 |
| CANADA | 1 656 625 | 2 704 828 | 63,27 | 8 960 525 | 20 220 602 | 125,66 |
| MEXICO | 6 627 984 | 1 993 167 | -69,93 | 36 588 654 | 22 742 285 | -37,84 |
| GUATEMALA | 553 647 | 337 137 | -39,11 | 977 694 | 589 298 | -39,73 |
| NICARAGUA | 55 875 | 13 034 | -76,67 | 657 934 | 50 627 | -92,31 |
| PANAMA | 34 686 | 48 892 | 40,96 | 324 909 | 441 216 | 35,80 |
| SURINAME | 277 514 | 247 746 | -10,73 | 876 701 | 744 349 | -15,10 |
| CHILE | 1 718 653 | 1 541 241 | -10,32 | 5 425 713 | 6 449 946 | 18,88 |
| VENEZUELA | 1 552 043 | 166 793 | -89,25 | 17 639 669 | 1 968 089 | -88,84 |
| ARGENTINA | 992 671 | 1 329 445 | 33,93 | 6 910 919 | 8 907 979 | 28,90 |
| BRAZIL | 4 845 342 | 7 378 501 | 52,28 | 38 445 469 | 48 127 346 | 25,18 |
| COLOMBIA | 987 648 | 939 927 | -4,83 | 3 424 819 | 4 602 746 | 34,39 |
| BOLIVIA | 4 527 | 51 361 | 1 034,55 | 13 786 | 191 005 | 1 285,50 |
| URUGUAY | 56 453 | 16 254 | -71,21 | 898 821 | 255 695 | -71,55 |
| PARAGUAY | 193 772 | 333 647 | 72,19 | 658 022 | 1 237 884 | 88,12 |
| ECUADOR | 409 149 | 510 884 | 24,87 | 1 250 653 | 1 592 223 | 27,31 |
| PERU | 668 562 | 354 100 | -47,04 | 7 549 771 | 1 919 073 | -74,58 |
| GUYANA | 0 | 14 975 | - | 0 | 34 639 | - |
| TRINIDAD AND TOBAGO | 15 154 | 130 294 | 759,80 | 57 154 | 913 597 | 1 498,48 |
| JAMAICA | 18 207 | 1 287 | -92,93 | 38 905 | 16 614 | -57,30 |
| DOMINICAN REPUBLIC | 48 673 | 64 164 | 31,83 | 115 879 | 188 733 | 62,87 |
| COSTA RICA | 55 560 | 47 250 | -14,96 | 298 076 | 260 629 | -12,56 |
| HAITI | 65 242 | 200 | -99,69 | 179 618 | 4 144 | -97,69 |
| BARBADOS | 0 | 113 | - | 0 | 1 786 | - |
| ANTIGUA AND BARBUDA | 1 177 | 0 | -100,00 | 30 770 | 0 | -100,00 |
| ANGUILLA | 34 552 | 0 | -100,00 | 560 342 | 0 | -100,00 |
| ARUBA | 17 730 | 0 | -100,00 | 37 280 | 0 | -100,00 |
| CAYMAN ISLANDS | 25 | 0 | -100,00 | 4 | 0 | -100,00 |
| FRENCH POLYNESIA | 15 378 | 11 937 | -22,38 | 62 158 | 46 640 | -24,97 |

TABEL 5. PERKEMBANGAN EKSPOR INDONESIA MENURUT KOMODITI DAN NEGARA TUJUAN

| JENIS BARANG | BERAT BERSIH (KG) | | PERUB | NILAI FOB (US \$) | | PERUB |
|-------------------------------|-------------------|----------------|--------------|--------------------|--------------------|-------------|
| | JAN-SEP 2012 | JAN-SEP 2013 | % | JAN-SEP 2012 | JAN-SEP 2013 | % |
| | (1) | (2) | (3) | (4) | (5) | (6) |
| GRENADA | 16 504 | 16 803 | 1,81 | 38 874 | 41 520 | 6,81 |
| NETHERLANDS ANTILLES | 31 606 | 206 585 | 553,63 | 75 102 | 417 167 | 455,47 |
| NORFOLK ISLANDS | 0 | 39 | - | 0 | 549 | - |
| SAINT LUCIA | 38 454 | 40 449 | 5,19 | 121 498 | 141 274 | 16,28 |
| UNITED KINGDOM | 12 845 773 | 13 735 810 | 6,93 | 40 565 715 | 57 237 914 | 41,10 |
| NETHERLANDS | 3 674 811 | 3 867 480 | 5,24 | 81 820 181 | 79 973 654 | -2,26 |
| FRANCE | 4 681 909 | 5 968 898 | 27,49 | 181 265 265 | 173 597 855 | -4,23 |
| GERMANY, FED. REP. OF | 1 866 171 | 2 423 154 | 29,85 | 57 761 418 | 82 709 305 | 43,19 |
| AUSTRIA | 332 915 | 492 307 | 47,88 | 6 682 332 | 7 418 874 | 11,02 |
| BELGIUM | 1 363 315 | 1 311 959 | -3,77 | 9 635 508 | 10 283 468 | 6,72 |
| SWITZERLAND | 50 924 | 77 225 | 51,65 | 1 047 765 | 2 724 294 | 160,01 |
| DENMARK | 21 582 | 11 007 | -49,00 | 460 864 | 215 916 | -53,15 |
| NORWAY | 22 474 | 22 476 | 0,01 | 125 433 | 222 545 | 77,42 |
| SWEDEN | 234 349 | 376 413 | 60,62 | 2 754 130 | 8 447 569 | 206,72 |
| FINLAND | 147 992 | 72 916 | -50,73 | 2 178 177 | 1 070 733 | -50,84 |
| IRELAND | 5 074 | 12 819 | 152,64 | 742 482 | 1 019 869 | 37,36 |
| ITALY | 2 110 078 | 2 600 404 | 23,24 | 11 411 213 | 19 254 374 | 68,73 |
| SPAIN | 4 628 210 | 5 390 647 | 16,47 | 12 949 170 | 20 535 759 | 58,59 |
| PORTUGAL | 93 477 | 18 070 | -80,67 | 447 959 | 87 008 | -80,58 |
| GREECE | 2 966 486 | 2 411 655 | -18,70 | 6 579 302 | 5 859 895 | -10,93 |
| THE DEMOCRATIC REPUBLIC OF TH | 137 626 | 90 908 | -33,95 | 485 675 | 314 411 | -35,26 |
| HUNGARY | 664 885 | 1 963 201 | 195,27 | 9 920 270 | 27 662 348 | 178,85 |
| POLAND | 1 971 454 | 1 642 667 | -16,68 | 44 688 571 | 31 619 743 | -29,24 |
| ROMANIA | 302 402 | 92 021 | -69,57 | 2 581 523 | 1 052 035 | -59,25 |
| BULGARIA | 274 668 | 59 100 | -78,48 | 1 181 357 | 1 007 577 | -14,71 |
| ALBANIA | 5 230 | 0 | -100,00 | 18 203 | 0 | -100,00 |
| AZERBAIJAN | 0 | 16 704 | - | 0 | 36 806 | - |
| BELARUS | 0 | 254 | - | 0 | 30 000 | - |
| KAZAKHSTAN | 244 | 387 | 58,61 | 3 323 | 11 155 | 235,69 |
| TURKMENISTAN | 0 | 906 | - | 0 | 42 339 | - |
| UKRAINE | 307 116 | 333 205 | 8,49 | 1 209 106 | 3 014 848 | 149,35 |
| UZBEKISTAN | 0 | 103 317 | - | 0 | 748 192 | - |
| LATVIA | 8 | 0 | -100,00 | 82 | 0 | -100,00 |
| ESTONIA | 107 | 0 | -100,00 | 18 | 0 | -100,00 |
| MALTA | 2 749 | 0 | -100,00 | 14 470 | 0 | -100,00 |
| SLOVAKIA | 268 791 | 224 759 | -16,38 | 7 779 539 | 8 363 579 | 7,51 |
| SLOVENIA | 61 | 3 | -95,08 | 6 532 | 908 | -86,10 |
| CZECH REPUBLIC | 748 805 | 856 426 | 14,37 | 5 301 570 | 7 303 037 | 37,75 |
| RUSSIA FEDERATION | 661 928 | 2 417 838 | 265,27 | 4 212 513 | 27 867 714 | 561,55 |
| -DIODE TRANSISTOR | 538 803 | 813 224 | 50,93 | 127 741 759 | 136 944 447 | 7,20 |
| JAPAN | 69 223 | 72 589 | 4,86 | 42 679 723 | 46 228 398 | 8,31 |
| HONG KONG | 30 315 | 33 883 | 11,77 | 22 993 601 | 23 190 345 | 0,86 |
| KOREA, REPUBLIC OF | 3 843 | 1 251 | -67,45 | 780 068 | 416 814 | -46,57 |
| TAIWAN | 5 649 | 5 570 | -1,40 | 1 823 438 | 3 358 156 | 84,17 |
| CHINA | 30 991 | 28 771 | -7,16 | 23 010 510 | 14 930 062 | -35,12 |
| PAPUA NEW GUINEA | 85 | 108 | 27,06 | 1 467 | 3 263 | 122,43 |
| THAILAND | 13 864 | 8 079 | -41,73 | 1 523 694 | 168 616 | -88,93 |
| SINGAPORE | 310 104 | 536 845 | 73,12 | 23 424 241 | 32 051 479 | 36,83 |
| PHILIPPINES | 8 138 | 12 531 | 53,98 | 4 875 248 | 7 841 832 | 60,85 |
| MALAYSIA | 12 247 | 22 798 | 86,15 | 341 767 | 433 111 | 26,73 |
| MYANMAR | 0 | 93 | - | 0 | 1 793 | - |
| VIET NAM | 121 | 6 | -95,04 | 3 576 | 1 674 | -53,19 |
| INDIA | 495 | 3 | -99,39 | 12 502 | 79 | -99,37 |
| PAKISTAN | 17 | 0 | -100,00 | 406 | 0 | -100,00 |
| BANGLADESH | 188 | 0 | -100,00 | 5 798 | 0 | -100,00 |
| SRI LANKA | 913 | 1 463 | 60,24 | 28 418 | 52 668 | 85,33 |
| IRAQ | 99 | 11 | -88,89 | 2 711 | 417 | -84,62 |
| JORDAN | 0 | 5 | - | 0 | 167 | - |
| LEBANON | 1 | 0 | -100,00 | 18 | 0 | -100,00 |
| OMAN | 0 | 496 | - | 0 | 9 950 | - |
| TURKEY | 804 | 0 | -100,00 | 1 128 | 0 | -100,00 |
| UNITED ARAB EMIRATES | 891 | 0 | -100,00 | 10 154 | 0 | -100,00 |
| MOROCCO | 0 | 227 | - | 0 | 5 561 | - |
| MADAGASCAR | 2 | 0 | -100,00 | 48 | 0 | -100,00 |
| NIGERIA | 17 | 44 | 158,82 | 47 231 | 33 786 | -28,47 |
| BENIN | 0 | 362 | - | 0 | 9 269 | - |
| UGANDA | 2 | 0 | -100,00 | 110 | 0 | -100,00 |
| AUSTRALIA | 288 | 55 | -80,90 | 2 926 | 777 | -73,44 |
| NEW ZEALAND | 0 | 470 | - | 0 | 400 000 | - |
| MICRONESIA, FED. STATES OF | 0 | 168 | - | 0 | 121 | - |
| SOLOMON ISLANDS | 0 | 592 | - | 0 | 6 630 | - |
| EAST TIMOR | 2 007 | 36 183 | 1 702,84 | 128 700 | 959 054 | 645,19 |
| UNITED STATES | 6 224 | 5 166 | -17,00 | 1 123 837 | 1 050 725 | -6,51 |
| CANADA | 72 | 3 | -95,83 | 120 | 1 824 | 1 420,00 |
| PANAMA | 8 | 0 | -100,00 | 3 | 0 | -100,00 |
| ARGENTINA | 366 | 17 511 | 4 684,43 | 11 660 | 193 559 | 1 560,03 |

TABEL 5. PERKEMBANGAN EKSPOR INDONESIA MENURUT KOMODITI DAN NEGARA TUJUAN

| JENIS BARANG | BERAT BERSIH (KG) | | PERUB | NILAI FOB (US \$) | | PERUB |
|-------------------------------|--------------------|-------------------|--------------|----------------------|----------------------|--------------|
| | JAN-SEP 2012 | JAN-SEP 2013 | % | JAN-SEP 2012 | JAN-SEP 2013 | % |
| | (1) | (2) | (3) | (4) | (5) | (6) |
| BRAZIL | 20 | 1 720 | 8 500,00 | 1 145 | 9 046 | 690,04 |
| URUGUAY | 2 713 | 4 674 | 72,28 | 46 843 | 178 560 | 281,19 |
| UNITED KINGDOM | 10 952 | 13 583 | 24,02 | 812 664 | 1 842 443 | 126,72 |
| NETHERLANDS | 171 | 8 | -95,32 | 3 648 | 3 | -99,92 |
| FRANCE | 52 | 40 | -23,08 | 10 625 | 42 277 | 297,90 |
| GERMANY, FED. REP. OF | 24 251 | 6 160 | -74,60 | 3 961 062 | 3 418 057 | -13,71 |
| AUSTRIA | 0 | 4 | - | 0 | 37 | - |
| BELGIUM | 1 | 0 | -100,00 | 16 | 0 | -100,00 |
| SWITZERLAND | 0 | 1 476 | - | 0 | 46 364 | - |
| DENMARK | 0 | 1 | - | 0 | 307 | - |
| SWEDEN | 146 | 0 | -100,00 | 12 659 | 0 | -100,00 |
| FINLAND | 36 | 0 | -100,00 | 1 748 | 0 | -100,00 |
| ITALY | 74 | 0 | -100,00 | 2 899 | 0 | -100,00 |
| THE DEMOCRATIC REPUBLIC OF TH | 0 | 167 | - | 0 | 240 | - |
| HUNGARY | 48 | 17 | -64,58 | 9 853 | 4 499 | -54,34 |
| POLAND | 3 233 | 2 | -99,94 | 44 160 | 300 | -99,32 |
| TURKMENISTAN | 0 | 2 | - | 0 | 10 | - |
| UKRAINE | 4 | 0 | -100,00 | 12 | 0 | -100,00 |
| SLOVAKIA | 0 | 75 | - | 0 | 51 166 | - |
| RUSSIA FEDERATION | 128 | 12 | -90,63 | 1 322 | 1 008 | -23,75 |
| -AUDIO VISUAL | 105 114 189 | 94 778 503 | -9,83 | 3 019 115 607 | 2 836 645 837 | -6,04 |
| JAPAN | 5 394 875 | 4 268 741 | -20,87 | 144 148 975 | 140 520 862 | -2,52 |
| HONG KONG | 2 111 082 | 2 259 955 | 7,05 | 224 926 429 | 202 327 133 | -10,05 |
| KOREA, DEM. PEOPLE'S REP. | 7 | 0 | -100,00 | 20 | 0 | -100,00 |
| KOREA, REPUBLIC OF | 4 847 600 | 5 862 682 | 20,94 | 177 195 504 | 202 523 122 | 14,29 |
| TAIWAN | 620 818 | 296 256 | -52,28 | 17 047 039 | 7 648 440 | -55,13 |
| CHINA | 1 796 748 | 1 931 399 | 7,49 | 135 829 803 | 98 541 463 | -27,45 |
| MONGOLIA | 2 460 | 4 596 | 86,83 | 101 855 | 176 457 | 73,24 |
| PAPUA NEW GUINEA | 20 768 | 13 874 | -33,20 | 91 968 | 79 131 | -13,96 |
| THAILAND | 7 534 788 | 5 152 308 | -31,62 | 118 860 443 | 75 179 840 | -36,75 |
| SINGAPORE | 8 515 853 | 8 533 037 | 0,20 | 269 569 114 | 292 614 391 | 8,55 |
| PHILIPPINES | 2 556 364 | 1 696 779 | -33,63 | 87 498 357 | 65 389 076 | -25,27 |
| MALAYSIA | 3 891 512 | 2 853 457 | -26,67 | 101 581 351 | 80 686 273 | -20,57 |
| MYANMAR | 88 155 | 234 338 | 165,82 | 1 210 566 | 5 047 233 | 316,93 |
| CAMBODIA | 225 | 253 | 12,44 | 1 200 | 2 612 | 117,67 |
| BRUNEI DARUSSALAM | 31 453 | 39 262 | 24,83 | 594 654 | 835 110 | 40,44 |
| NEPAL | 14 109 | 1 807 | -87,19 | 297 857 | 44 193 | -85,16 |
| VIET NAM | 2 267 618 | 1 531 559 | -32,46 | 59 577 864 | 49 962 363 | -16,14 |
| MALDIVES | 1 610 | 1 265 | -21,43 | 12 614 | 10 562 | -16,27 |
| INDIA | 4 696 993 | 2 475 475 | -47,30 | 116 101 277 | 71 910 999 | -38,06 |
| PAKISTAN | 107 670 | 148 352 | 37,78 | 1 095 085 | 1 188 765 | 8,55 |
| BANGLADESH | 113 411 | 46 740 | -58,79 | 1 064 341 | 905 494 | -14,92 |
| SRI LANKA | 1 088 279 | 816 863 | -24,94 | 13 123 883 | 8 453 345 | -35,59 |
| AFGHANISTAN | 2 150 | 3 983 | 85,26 | 54 100 | 43 496 | -19,60 |
| IRAQ | 5 488 | 60 108 | 995,26 | 103 095 | 344 258 | 233,92 |
| IRAN (ISLAMIC REPUBLIC OF) | 2 942 809 | 205 234 | -93,03 | 26 902 575 | 4 387 497 | -83,69 |
| SAUDI ARABIA | 1 056 333 | 705 228 | -33,24 | 15 994 222 | 9 564 567 | -40,20 |
| ISRAEL | 423 817 | 235 659 | -44,40 | 9 397 403 | 7 137 136 | -24,05 |
| KUWAIT | 60 862 | 65 829 | 8,16 | 1 114 042 | 1 723 341 | 54,69 |
| JORDAN | 24 823 | 27 322 | 10,07 | 339 703 | 369 917 | 8,89 |
| LEBANON | 61 363 | 78 960 | 28,68 | 1 223 779 | 2 062 183 | 68,51 |
| YEMEN | 22 909 | 27 680 | 20,83 | 84 500 | 215 718 | 155,29 |
| OMAN | 127 945 | 24 468 | -80,88 | 2 638 870 | 591 403 | -77,59 |
| SYRIA ARAB REPUBLIC | 75 | 0 | -100,00 | 706 | 0 | -100,00 |
| TURKEY | 648 283 | 345 970 | -46,63 | 16 059 601 | 6 131 049 | -61,82 |
| UNITED ARAB EMIRATES | 3 408 025 | 2 799 420 | -17,86 | 63 099 869 | 55 426 399 | -12,16 |
| QATAR | 99 181 | 53 729 | -45,83 | 2 432 933 | 1 199 710 | -50,69 |
| BAHRAIN | 7 216 | 4 111 | -43,03 | 209 940 | 112 573 | -46,38 |
| EGYPT | 352 705 | 343 776 | -2,53 | 3 500 225 | 4 855 123 | 38,71 |
| LIBYAN ARAB JAMAHIRIYA | 63 525 | 24 751 | -61,04 | 1 151 763 | 436 791 | -62,08 |
| MOROCCO | 105 851 | 125 620 | 18,68 | 1 151 633 | 1 437 479 | 24,82 |
| TUNISIA | 20 640 | 13 908 | -32,62 | 298 529 | 177 834 | -40,43 |
| ALGERIA | 203 582 | 85 695 | -57,91 | 2 715 731 | 1 361 871 | -49,85 |
| SUDAN | 0 | 559 207 | - | 0 | 2 493 970 | - |
| ETHIOPIA | 17 988 | 352 722 | 1 860,87 | 168 844 | 1 587 154 | 840,01 |
| TANZANIA, UNITED REP. OF | 87 059 | 85 612 | -1,66 | 923 169 | 1 208 050 | 30,86 |
| MADAGASCAR | 3 033 | 2 333 | -23,08 | 28 314 | 42 045 | 48,50 |
| SOMALIA | 2 552 | 80 | -96,87 | 36 904 | 61 596 | 66,91 |
| KENYA | 107 596 | 141 597 | 31,60 | 1 441 570 | 1 705 859 | 18,33 |
| REUNION | 1 689 | 0 | -100,00 | 242 960 | 0 | -100,00 |
| MOZAMBIQUE | 3 238 | 8 750 | 170,23 | 46 584 | 87 347 | 87,50 |
| EQUATORIAL GUINEA | 7 130 | 0 | -100,00 | 85 123 | 0 | -100,00 |
| TOGO | 5 301 | 2 015 | -61,99 | 62 794 | 28 691 | -54,31 |
| GHANA | 210 205 | 179 297 | -14,70 | 1 673 960 | 1 850 629 | 10,55 |
| LIBERIA | 0 | 8 471 | - | 0 | 6 355 | - |
| GUINEA | 7 614 | 3 320 | -56,40 | 88 148 | 54 057 | -38,67 |

TABEL 5. PERKEMBANGAN EKSPOR INDONESIA MENURUT KOMODITI DAN NEGARA TUJUAN

| JENIS BARANG | BERAT BERSIH (KG) | | PERUB | NILAI FOB (US \$) | | PERUB |
|-------------------------------|-------------------|--------------|-----------|-------------------|--------------|-----------|
| | JAN-SEP 2012 | JAN-SEP 2013 | % | JAN-SEP 2012 | JAN-SEP 2013 | % |
| | (1) | (2) | (3) | (4) | (5) | (6) |
| ANGOLA | 217 291 | 141 435 | -34,91 | 1 897 032 | 1 546 491 | -18,48 |
| CONGO | 10 | 1 836 | 18 260,00 | 126 | 17 413 | 13 719,84 |
| CAMEROON | 6 846 | 3 690 | -46,10 | 56 907 | 59 323 | 4,25 |
| NIGERIA | 1 251 111 | 1 456 060 | 16,38 | 12 895 934 | 14 942 536 | 15,87 |
| SIERRA LEONE | 0 | 2 164 | - | 0 | 23 327 | - |
| GABON | 11 347 | 0 | -100,00 | 153 824 | 0 | -100,00 |
| COTE D'IVOIRE | 15 769 | 44 958 | 185,10 | 176 156 | 468 985 | 166,23 |
| SENEGAL | 23 514 | 22 574 | -4,00 | 244 538 | 254 392 | 4,03 |
| MAURITANIA | 2 088 | 4 607 | 120,64 | 33 468 | 43 529 | 30,06 |
| MALI | 3 906 | 66 | -98,31 | 64 523 | 2 679 | -95,85 |
| BENIN | 14 042 | 15 253 | 8,62 | 178 024 | 168 286 | -5,47 |
| GAMBIA | 2 745 | 18 | -99,34 | 25 892 | 142 | -99,45 |
| SEYCHELLES | 0 | 2 156 | - | 0 | 27 131 | - |
| UGANDA | 5 604 | 14 480 | 158,39 | 157 978 | 161 827 | 2,44 |
| DJIBOUTI | 0 | 11 544 | - | 0 | 174 028 | - |
| SOUTH AFRICA | 1 170 308 | 1 123 725 | -3,98 | 15 996 252 | 13 579 794 | -15,11 |
| ZIMBABWE | 2 204 | 4 322 | 96,10 | 53 466 | 50 469 | -5,61 |
| ZAMBIA | 23 859 | 19 268 | -19,24 | 277 645 | 202 495 | -27,07 |
| MAURITIUS | 21 257 | 66 545 | 213,05 | 258 003 | 1 594 691 | 518,09 |
| RWANDA | 5 111 | 0 | -100,00 | 53 675 | 0 | -100,00 |
| AUSTRALIA | 4 350 687 | 3 316 094 | -23,78 | 98 855 031 | 86 861 279 | -12,13 |
| NEW ZEALAND | 430 091 | 567 595 | 31,97 | 10 652 395 | 14 842 049 | 39,33 |
| NEW CALEDONIA | 170 | 227 | 33,53 | 900 | 435 | -51,67 |
| AMERICAN SAMOA | 14 818 | 0 | -100,00 | 743 738 | 0 | -100,00 |
| FIJI | 180 | 4 084 | 2 168,89 | 4 366 | 25 547 | 485,14 |
| KIRIBATI | 0 | 870 | - | 0 | 3 563 | - |
| TONGA | 0 | 5 | - | 0 | 1 476 | - |
| CHRISTMAS ISLANDS | 0 | 989 | - | 0 | 231 468 | - |
| EAST TIMOR | 618 984 | 410 680 | -33,65 | 2 322 368 | 1 458 971 | -37,18 |
| UNITED STATES | 12 462 853 | 15 797 888 | 26,76 | 471 920 114 | 475 637 653 | 0,79 |
| CANADA | 565 050 | 1 105 370 | 95,62 | 22 362 157 | 38 588 831 | 72,56 |
| MEXICO | 1 473 999 | 1 254 909 | -14,86 | 36 772 982 | 25 905 375 | -29,55 |
| GUATEMALA | 49 526 | 46 423 | -6,27 | 832 186 | 777 886 | -6,52 |
| HONDURAS | 4 541 | 0 | -100,00 | 35 313 | 0 | -100,00 |
| PANAMA | 866 877 | 682 456 | -21,27 | 21 901 589 | 15 184 005 | -30,67 |
| SURINAME | 0 | 5 735 | - | 0 | 21 440 | - |
| CHILE | 149 261 | 262 194 | 75,66 | 3 158 960 | 3 860 934 | 22,22 |
| VENEZUELA | 146 827 | 53 375 | -63,65 | 3 923 732 | 2 167 303 | -44,76 |
| ARGENTINA | 836 344 | 1 237 278 | 47,94 | 17 758 101 | 26 862 576 | 51,27 |
| BRAZIL | 648 089 | 1 254 824 | 93,62 | 11 371 319 | 28 335 279 | 149,18 |
| COLOMBIA | 359 305 | 467 352 | 30,07 | 7 899 453 | 10 143 420 | 28,41 |
| BOLIVIA | 3 | 171 | 5 600,00 | 249 | 4 530 | 1 719,28 |
| URUGUAY | 17 412 | 35 620 | 104,57 | 608 384 | 989 808 | 62,69 |
| PARAGUAY | 3 986 | 910 | -77,17 | 86 255 | 221 320 | 156,59 |
| ECUADOR | 273 241 | 214 215 | -21,60 | 4 668 143 | 3 930 227 | -15,81 |
| PERU | 226 053 | 171 078 | -24,32 | 8 462 951 | 4 977 463 | -41,19 |
| TRINIDAD AND TOBAGO | 5 054 | 2 007 | -60,29 | 65 034 | 46 215 | -28,94 |
| DOMINICAN REPUBLIC | 0 | 21 035 | - | 0 | 420 090 | - |
| EL SALVADOR | 14 548 | 10 012 | -31,18 | 242 805 | 108 414 | -55,35 |
| COSTA RICA | 22 120 | 20 156 | -8,88 | 492 586 | 667 885 | 35,59 |
| FRENCH POLYNESIA | 35 | 760 | 2 071,43 | 508 | 6 578 | 1 194,88 |
| GUADELOUPE | 5 903 | 0 | -100,00 | 128 826 | 0 | -100,00 |
| UNITED KINGDOM | 2 633 007 | 1 654 802 | -37,15 | 91 180 517 | 63 676 949 | -30,16 |
| NETHERLANDS | 2 088 049 | 2 361 765 | 13,11 | 108 878 188 | 172 910 950 | 58,81 |
| FRANCE | 3 015 216 | 2 416 607 | -19,85 | 92 614 229 | 89 668 844 | -3,18 |
| GERMANY, FED. REP. OF | 4 046 209 | 2 777 956 | -31,34 | 114 784 269 | 75 746 484 | -34,01 |
| AUSTRIA | 105 512 | 28 094 | -73,37 | 2 128 529 | 859 183 | -59,63 |
| BELGIUM | 2 488 551 | 1 994 142 | -19,87 | 60 898 312 | 44 133 022 | -27,53 |
| SWITZERLAND | 9 359 | 611 | -93,47 | 213 114 | 3 849 | -98,19 |
| DENMARK | 248 363 | 221 526 | -10,81 | 7 214 842 | 2 879 442 | -60,09 |
| NORWAY | 595 | 765 | 28,57 | 18 099 | 6 873 | -62,03 |
| SWEDEN | 842 356 | 629 876 | -25,22 | 23 042 965 | 30 683 164 | 33,16 |
| FINLAND | 808 978 | 394 844 | -51,19 | 4 231 452 | 6 159 436 | 45,56 |
| IRELAND | 14 965 | 10 397 | -30,52 | 196 155 | 141 443 | -27,89 |
| ITALY | 607 527 | 521 519 | -14,16 | 12 223 060 | 11 917 439 | -2,50 |
| SPAIN | 477 151 | 314 886 | -34,01 | 9 715 934 | 6 593 213 | -32,14 |
| PORTUGAL | 139 239 | 50 154 | -63,98 | 2 681 876 | 838 806 | -68,72 |
| GREECE | 116 190 | 68 235 | -41,27 | 1 424 378 | 1 441 790 | 1,22 |
| ANDORRA | 0 | 2 179 | - | 0 | 55 446 | - |
| THE DEMOCRATIC REPUBLIC OF TH | 33 379 | 23 332 | -30,10 | 374 514 | 236 561 | -36,84 |
| HUNGARY | 1 665 934 | 1 099 391 | -34,01 | 13 968 537 | 28 298 563 | 102,59 |
| POLAND | 721 351 | 1 846 000 | 155,91 | 35 814 216 | 52 664 393 | 47,05 |
| ROMANIA | 145 787 | 850 864 | 483,64 | 2 765 501 | 9 269 677 | 235,19 |
| BULGARIA | 36 370 | 15 232 | -58,12 | 757 193 | 364 803 | -51,82 |
| ARMENIA | 146 | 138 | -5,48 | 7 879 | 633 | -91,97 |
| AZERBAIJAN | 3 504 | 327 | -90,67 | 62 485 | 16 636 | -73,38 |
| BELARUS | 1 556 | 1 547 | -0,58 | 47 224 | 7 760 | -83,57 |

TABEL 5. PERKEMBANGAN EKSPOR INDONESIA MENURUT KOMODITI DAN NEGARA TUJUAN

| JENIS BARANG | BERAT BERSIH (KG) | | PERUB | NILAI FOB (US \$) | | PERUB |
|-----------------------------|-------------------|-------------------|---------------|--------------------|--------------------|--------------|
| | JAN-SEP 2012 | JAN-SEP 2013 | % | JAN-SEP 2012 | JAN-SEP 2013 | % |
| | (1) | (2) | (3) | (4) | (5) | (6) |
| KAZAKHSTAN | 129 680 | 70 940 | -45,30 | 3 025 691 | 1 565 041 | -48,27 |
| TURKMENISTAN | 0 | 10 816 | - | 0 | 90 431 | - |
| UKRAINE | 115 338 | 144 352 | 25,16 | 2 348 586 | 3 961 341 | 68,67 |
| LITHUANIA | 688 | 15 584 | 2 165,12 | 13 365 | 599 993 | 4 389,29 |
| LATVIA | 45 202 | 20 593 | -54,44 | 515 494 | 255 000 | -50,53 |
| ESTONIA | 68 716 | 49 088 | -28,56 | 1 201 856 | 257 960 | -78,54 |
| CROATIA | 16 651 | 9 289 | -44,21 | 316 102 | 346 893 | 9,74 |
| SLOVAKIA | 665 354 | 477 977 | -28,16 | 9 810 681 | 6 943 259 | -29,23 |
| SLOVENIA | 92 427 | 3 855 | -95,83 | 2 107 750 | 113 583 | -94,61 |
| CZECH REPUBLIC | 638 770 | 369 666 | -42,13 | 12 988 477 | 8 610 312 | -33,71 |
| RUSSIA FEDERATION | 975 715 | 1 698 288 | 74,06 | 20 548 461 | 28 976 145 | 41,01 |
| -FOTOGRAFI DAN OPTIK | 1 974 541 | 10 847 369 | 449,36 | 160 805 130 | 179 749 644 | 11,78 |
| JAPAN | 55 259 | 98 983 | 79,13 | 13 990 293 | 11 748 248 | -16,03 |
| HONG KONG | 109 974 | 158 983 | 44,56 | 6 437 790 | 5 707 616 | -11,34 |
| KOREA, REPUBLIC OF | 90 791 | 76 467 | -15,78 | 4 715 865 | 2 238 540 | -52,53 |
| TAIWAN | 3 267 | 2 680 | -17,97 | 356 886 | 219 114 | -38,60 |
| CHINA | 47 569 | 127 252 | 167,51 | 3 179 358 | 4 098 741 | 28,92 |
| PAPUA NEW GUINEA | 14 | 647 | 4 521,43 | 20 | 8 553 | 42 665,00 |
| THAILAND | 10 699 | 52 665 | 392,24 | 952 581 | 3 936 987 | 313,30 |
| SINGAPORE | 371 874 | 8 956 464 | 2 308,47 | 84 031 717 | 90 776 084 | 8,03 |
| PHILIPPINES | 48 910 | 50 005 | 2,24 | 1 714 483 | 8 664 695 | 405,38 |
| MALAYSIA | 14 228 | 34 898 | 145,28 | 2 411 368 | 1 401 063 | -41,90 |
| MYANMAR | 0 | 1 273 | - | 0 | 54 746 | - |
| BRUNEI DARUSSALAM | 0 | 14 | - | 0 | 45 | - |
| LAO PEOPLE'S DEM. REP. | 0 | 115 | - | 0 | 4 298 | - |
| VIET NAM | 3 943 | 3 059 | -22,42 | 146 651 | 107 223 | -26,89 |
| MALDIVES | 210 | 16 | -92,38 | 110 | 4 023 | 3 557,27 |
| INDIA | 106 477 | 95 908 | -9,93 | 1 760 470 | 1 614 676 | -8,28 |
| PAKISTAN | 1 679 | 1 594 | -5,06 | 75 805 | 81 469 | 7,47 |
| BANGLADESH | 2 884 | 37 | -98,72 | 34 627 | 3 487 | -89,93 |
| SRI LANKA | 206 | 0 | -100,00 | 2 440 | 0 | -100,00 |
| IRAQ | 1 150 | 1 727 | 50,17 | 260 740 | 339 568 | 30,23 |
| IRAN (ISLAMIC REPUBLIC OF) | 2 021 | 3 591 | 77,68 | 143 544 | 62 419 | -56,52 |
| SAUDI ARABIA | 192 | 193 | 0,52 | 1 857 | 9 433 | 407,97 |
| ISRAEL | 532 | 2 172 | 308,27 | 31 294 | 146 849 | 369,26 |
| KUWAIT | 2 453 | 0 | -100,00 | 12 205 | 0 | -100,00 |
| JORDAN | 3 | 0 | -100,00 | 41 | 0 | -100,00 |
| LEBANON | 47 | 132 | 180,85 | 12 152 | 568 950 | 4 581,95 |
| SYRIA ARAB REPUBLIC | 1 049 | 289 | -72,45 | 13 342 | 4 577 | -65,69 |
| TURKEY | 3 577 | 7 663 | 114,23 | 62 695 | 249 259 | 297,57 |
| UNITED ARAB EMIRATES | 8 086 | 2 079 | -74,29 | 71 128 | 20 354 | -71,38 |
| EGYPT | 4 346 | 1 489 | -65,74 | 46 005 | 15 637 | -66,01 |
| MOROCCO | 826 | 839 | 1,57 | 34 276 | 21 150 | -38,30 |
| ALGERIA | 1 | 0 | -100,00 | 100 | 0 | -100,00 |
| NIGERIA | 109 | 98 | -10,09 | 1 370 | 9 310 | 579,56 |
| COTE D'IVOIRE | 10 | 9 | -10,00 | 33 | 20 | -39,39 |
| SENEGAL | 250 | 0 | -100,00 | 9 000 | 0 | -100,00 |
| UGANDA | 1 | 0 | -100,00 | 50 | 0 | -100,00 |
| SWAZILAND | 0 | 213 | - | 0 | 7 510 | - |
| SOUTH AFRICA | 5 874 | 5 061 | -13,84 | 369 774 | 398 591 | 7,79 |
| MAURITIUS | 802 | 745 | -7,11 | 25 570 | 31 316 | 22,47 |
| AUSTRALIA | 2 470 | 833 | -66,28 | 107 448 | 49 036 | -54,36 |
| NEW ZEALAND | 0 | 68 | - | 0 | 3 637 | - |
| VANUATU | 5 | 0 | -100,00 | 48 | 0 | -100,00 |
| AMERICAN SAMOA | 0 | 278 | - | 0 | 4 070 | - |
| EAST TIMOR | 17 426 | 13 481 | -22,64 | 32 614 | 36 969 | 13,35 |
| UNITED STATES | 768 131 | 786 626 | 2,41 | 20 328 941 | 22 916 907 | 12,73 |
| CANADA | 291 | 1 007 | 246,05 | 21 146 | 361 822 | 1 611,07 |
| CHILE | 19 | 2 | -89,47 | 16 | 9 | -43,75 |
| ARGENTINA | 564 | 1 555 | 175,71 | 12 960 | 38 580 | 197,69 |
| BRAZIL | 8 484 | 40 875 | 381,79 | 236 971 | 834 405 | 252,11 |
| COLOMBIA | 5 889 | 9 893 | 67,99 | 203 922 | 276 971 | 35,82 |
| URUGUAY | 5 | 0 | -100,00 | 500 | 0 | -100,00 |
| ECUADOR | 4 552 | 2 385 | -47,61 | 143 616 | 103 439 | -27,98 |
| DOMINICAN REPUBLIC | 1 358 | 2 408 | 77,32 | 89 146 | 129 322 | 45,07 |
| COSTA RICA | 3 933 | 1 349 | -65,70 | 88 485 | 53 823 | -39,17 |
| UNITED KINGDOM | 46 048 | 72 391 | 57,21 | 1 314 316 | 1 924 116 | 46,40 |
| NETHERLANDS | 4 473 | 4 375 | -2,19 | 458 829 | 313 333 | -31,71 |
| FRANCE | 12 984 | 4 106 | -68,38 | 552 105 | 448 778 | -18,72 |
| GERMANY, FED. REP. OF | 75 789 | 76 852 | 1,40 | 4 438 375 | 3 068 104 | -30,87 |
| AUSTRIA | 30 | 29 | -3,33 | 7 | 2 569 | 36 600,00 |
| BELGIUM | 128 | 48 | -62,50 | 13 643 | 8 718 | -36,10 |
| SWITZERLAND | 0 | 20 587 | - | 0 | 5 423 110 | - |
| DENMARK | 42 | 0 | -100,00 | 5 290 | 0 | -100,00 |
| NORWAY | 5 415 | 990 | -81,72 | 1 297 644 | 199 515 | -84,62 |
| SWEDEN | 169 | 10 | -94,08 | 4 516 | 241 | -94,66 |

TABEL 5. PERKEMBANGAN EKSPOR INDONESIA MENURUT KOMODITI DAN NEGARA TUJUAN

| JENIS BARANG | BERAT BERSIH (KG) | | PERUB | NILAI FOB (US \$) | | PERUB |
|-----------------------|-------------------|----------------|---------------|-------------------|-------------------|---------------|
| | JAN-SEP 2012 | JAN-SEP 2013 | % | JAN-SEP 2012 | JAN-SEP 2013 | % |
| | (1) | (2) | (3) | (4) | (5) | (6) |
| FINLAND | 113 | 157 | 38,94 | 331 | 9 647 | 2 814,50 |
| IRELAND | 44 | 288 | 554,55 | 15 749 | 56 775 | 260,50 |
| ITALY | 79 032 | 68 297 | -13,58 | 2 010 233 | 1 760 483 | -12,42 |
| SPAIN | 2 664 | 9 909 | 271,96 | 172 769 | 434 586 | 151,54 |
| PORTUGAL | 67 | 0 | -100,00 | 16 666 | 0 | -100,00 |
| HUNGARY | 4 450 | 6 332 | 42,29 | 318 676 | 515 764 | 61,85 |
| POLAND | 25 741 | 29 925 | 16,25 | 7 507 072 | 7 895 264 | 5,17 |
| BULGARIA | 335 | 0 | -100,00 | 20 387 | 0 | -100,00 |
| BELARUS | 0 | 5 | - | 0 | 19 692 | - |
| KAZAKHSTAN | 0 | 109 | - | 0 | 20 077 | - |
| UKRAINE | 81 | 90 | 11,11 | 10 394 | 10 015 | -3,65 |
| GEORGIA | 0 | 27 | - | 0 | 957 | - |
| SLOVAKIA | 368 | 16 | -95,65 | 181 821 | 926 | -99,49 |
| SLOVENIA | 1 116 | 1 925 | 72,49 | 11 397 | 24 589 | 115,75 |
| CZECH REPUBLIC | 431 | 551 | 27,84 | 28 892 | 58 447 | 102,29 |
| RUSSIA FEDERATION | 2 575 | 2 230 | -13,40 | 252 881 | 190 397 | -24,71 |
| SERBIA | 6 | 0 | -100,00 | 1 684 | 0 | -100,00 |
| -ALAT UKUR | 1 063 511 | 299 674 | -71,82 | 24 117 862 | 17 692 344 | -26,64 |
| JAPAN | 7 378 | 2 270 | -69,23 | 630 297 | 955 851 | 51,65 |
| HONG KONG | 3 445 | 4 942 | 43,45 | 124 327 | 202 272 | 62,69 |
| KOREA, REPUBLIC OF | 4 | 123 | 2 975,00 | 500 | 1 923 | 284,60 |
| CHINA | 21 428 | 44 298 | 106,73 | 3 267 886 | 3 232 159 | -1,09 |
| PAPUA NEW GUINEA | 121 | 140 | 15,70 | 3 186 | 2 919 | -8,38 |
| THAILAND | 1 209 | 7 841 | 548,55 | 73 523 | 157 142 | 113,73 |
| SINGAPORE | 708 886 | 85 887 | -87,88 | 8 061 445 | 7 130 323 | -11,55 |
| PHILIPPINES | 0 | 5 616 | - | 0 | 63 705 | - |
| MALAYSIA | 4 042 | 49 464 | 1 123,75 | 1 107 684 | 1 198 546 | 8,20 |
| MYANMAR | 0 | 5 | - | 0 | 2 | - |
| BRUNEI DARUSSALAM | 133 | 1 456 | 994,74 | 27 667 | 30 500 | 10,24 |
| VIET NAM | 23 194 | 2 455 | -89,42 | 140 943 | 355 779 | 152,43 |
| INDIA | 146 242 | 32 | -99,98 | 176 261 | 14 891 | -91,55 |
| PAKISTAN | 0 | 1 219 | - | 0 | 130 022 | - |
| BANGLADESH | 1 412 | 927 | -34,35 | 53 652 | 22 914 | -57,29 |
| SRI LANKA | 272 | 199 | -26,84 | 1 550 | 55 632 | 3 489,16 |
| IRAQ | 0 | 18 | - | 0 | 854 | - |
| SAUDI ARABIA | 1 329 | 967 | -27,24 | 310 757 | 181 938 | -41,45 |
| KUWAIT | 0 | 108 | - | 0 | 16 087 | - |
| OMAN | 1 000 | 0 | -100,00 | 64 094 | 0 | -100,00 |
| UNITED ARAB EMIRATES | 6 356 | 17 532 | 175,83 | 521 333 | 364 610 | -30,06 |
| QATAR | 351 | 5 | -98,58 | 112 223 | 2 695 | -97,60 |
| EGYPT | 4 310 | 1 809 | -58,03 | 467 337 | 34 005 | -92,72 |
| NAMIBIA | 3 000 | 0 | -100,00 | 90 133 | 0 | -100,00 |
| MOZAMBIQUE | 830 | 80 | -90,36 | 30 612 | 6 074 | -80,16 |
| GHANA | 1 200 | 0 | -100,00 | 9 494 | 0 | -100,00 |
| LIBERIA | 38 | 0 | -100,00 | 1 753 | 0 | -100,00 |
| ANGOLA | 0 | 16 | - | 0 | 10 284 | - |
| CAMEROON | 0 | 26 | - | 0 | 243 | - |
| NIGERIA | 0 | 116 | - | 0 | 16 710 | - |
| GABON | 0 | 5 | - | 0 | 1 504 | - |
| SOUTH AFRICA | 107 | 13 | -87,85 | 6 291 | 2 378 | -62,20 |
| AUSTRALIA | 30 379 | 16 188 | -46,71 | 3 686 898 | 667 549 | -81,89 |
| NEW ZEALAND | 2 409 | 1 447 | -39,93 | 30 427 | 23 894 | -21,47 |
| EAST TIMOR | 4 023 | 560 | -86,08 | 42 833 | 12 170 | -71,59 |
| UNITED STATES | 42 580 | 28 890 | -32,15 | 2 111 574 | 1 005 575 | -52,38 |
| CANADA | 236 | 886 | 275,42 | 98 839 | 58 452 | -40,86 |
| MEXICO | 278 | 7 | -97,48 | 9 984 | 1 162 | -88,36 |
| VENEZUELA | 170 | 120 | -29,41 | 6 800 | 16 676 | 145,24 |
| ARGENTINA | 0 | 21 | - | 0 | 7 267 | - |
| BRAZIL | 20 | 2 782 | 13 810,00 | 3 840 | 4 412 | 14,90 |
| COLOMBIA | 30 | 30 | 0,00 | 7 662 | 5 035 | -34,29 |
| ECUADOR | 102 | 0 | -100,00 | 77 270 | 0 | -100,00 |
| TRINIDAD AND TOBAGO | 0 | 300 | - | 0 | 37 491 | - |
| GUADELOUPE | 0 | 85 | - | 0 | 314 | - |
| UNITED KINGDOM | 947 | 1 390 | 46,78 | 307 594 | 397 884 | 29,35 |
| NETHERLANDS | 104 | 78 | -25,00 | 2 710 | 4 407 | 62,62 |
| FRANCE | 34 584 | 9 186 | -73,44 | 900 248 | 433 684 | -51,83 |
| GERMANY, FED. REP. OF | 8 081 | 7 636 | -5,51 | 785 881 | 253 093 | -67,79 |
| AUSTRIA | 0 | 655 | - | 0 | 19 905 | - |
| BELGIUM | 291 | 724 | 148,80 | 20 552 | 272 890 | 1 227,80 |
| SWITZERLAND | 0 | 196 | - | 0 | 1 052 | - |
| NORWAY | 99 | 0 | -100,00 | 69 350 | 0 | -100,00 |
| SWEDEN | 224 | 295 | 31,70 | 1 500 | 4 400 | 193,33 |
| ITALY | 800 | 74 | -90,75 | 211 879 | 767 | -99,64 |
| SPAIN | 0 | 105 | - | 0 | 10 287 | - |
| LIECHTENSTEIN | 0 | 8 | - | 0 | 451 | - |
| AZERBAIJAN | 5 | 20 | 300,00 | 4 658 | 2 656 | -42,98 |

TABEL 5. PERKEMBANGAN EKSPOR INDONESIA MENURUT KOMODITI DAN NEGARA TUJUAN

| JENIS BARANG | BERAT BERSIH (KG) | | PERUB | NILAI FOB (US \$) | | PERUB |
|--------------------------------------|-------------------|------------------|--------------|--------------------|--------------------|--------------|
| | JAN-SEP 2012 | JAN-SEP 2013 | % | JAN-SEP 2012 | JAN-SEP 2013 | % |
| | (1) | (2) | (3) | (4) | (5) | (6) |
| KAZAKHSTAN | 9 | 0 | -100,00 | 5 064 | 0 | -100,00 |
| TURKMENISTAN | 100 | 0 | -100,00 | 20 441 | 0 | -100,00 |
| RUSSIA FEDERATION | 1 753 | 422 | -75,93 | 428 910 | 258 909 | -39,64 |
| -LONCENG, ARLOJI DAN BAGIANNY | 4 475 257 | 4 980 257 | 11,28 | 130 808 218 | 163 438 959 | 24,95 |
| JAPAN | 82 187 | 130 077 | 58,27 | 5 328 713 | 21 038 580 | 294,82 |
| HONG KONG | 317 097 | 516 275 | 62,81 | 8 167 029 | 24 382 008 | 198,54 |
| KOREA, REPUBLIC OF | 89 397 | 104 717 | 17,14 | 1 976 621 | 2 267 965 | 14,74 |
| TAIWAN | 655 080 | 433 313 | -33,85 | 6 812 009 | 4 183 703 | -38,58 |
| CHINA | 28 021 | 142 217 | 407,54 | 2 134 302 | 3 590 590 | 68,23 |
| MONGOLIA | 41 | 0 | -100,00 | 13 638 | 0 | -100,00 |
| MACAU | 21 378 | 30 494 | 42,64 | 365 233 | 499 762 | 36,83 |
| PAPUA NEW GUINEA | 6 792 | 1 645 | -75,78 | 20 349 | 13 350 | -34,39 |
| THAILAND | 614 222 | 679 615 | 10,65 | 14 676 129 | 16 928 224 | 15,35 |
| SINGAPORE | 549 559 | 764 363 | 39,09 | 22 452 446 | 20 340 015 | -9,41 |
| PHILIPPINES | 163 199 | 185 132 | 13,44 | 2 615 161 | 2 966 991 | 13,45 |
| MALAYSIA | 133 132 | 194 740 | 46,28 | 8 162 062 | 6 906 600 | -15,38 |
| MYANMAR | 0 | 20 604 | - | 0 | 147 216 | - |
| CAMBODIA | 270 | 5 210 | 1 829,63 | 198 | 78 703 | 39 648,99 |
| BRUNEI DARUSSALAM | 222 | 149 | -32,88 | 11 533 | 10 729 | -6,97 |
| LAO PEOPLE'S DEM. REP. | 202 | 0 | -100,00 | 2 496 | 0 | -100,00 |
| VIET NAM | 306 808 | 194 933 | -36,46 | 6 346 371 | 5 658 559 | -10,84 |
| MALDIVES | 8 270 | 14 113 | 70,65 | 97 980 | 185 743 | 89,57 |
| INDIA | 28 274 | 33 517 | 18,54 | 6 021 256 | 2 294 765 | -61,89 |
| PAKISTAN | 255 | 403 | 58,04 | 4 590 | 52 233 | 1 037,97 |
| SRI LANKA | 2 223 | 4 014 | 80,57 | 27 617 | 30 224 | 9,44 |
| IRAQ | 0 | 10 367 | - | 0 | 24 361 | - |
| IRAN (ISLAMIC REPUBLIC OF) | 18 026 | 9 859 | -45,31 | 770 466 | 49 482 | -93,58 |
| SAUDI ARABIA | 20 127 | 625 | -96,89 | 102 237 | 10 348 | -89,88 |
| ISRAIL | 0 | 99 | - | 0 | 8 298 | - |
| KUWAIT | 1 613 | 16 | -99,01 | 31 057 | 520 | -98,33 |
| JORDAN | 400 | 404 | 1,00 | 9 000 | 9 081 | 0,90 |
| YEMEN | 63 | 5 | -92,06 | 1 668 | 160 | -90,41 |
| OMAN | 3 000 | 2 207 | -26,43 | 26 965 | 23 719 | -12,04 |
| TURKEY | 8 | 47 | 487,50 | 1 208 | 1 528 | 26,49 |
| UNITED ARAB EMIRATES | 28 864 | 1 542 | -94,66 | 316 665 | 84 913 | -73,19 |
| QATAR | 183 | 2 314 | 1 164,48 | 10 576 | 32 281 | 205,23 |
| BAHRAIN | 3 500 | 0 | -100,00 | 12 920 | 0 | -100,00 |
| CYPRUS | 275 | 0 | -100,00 | 8 598 | 0 | -100,00 |
| EGYPT | 116 | 0 | -100,00 | 10 981 | 0 | -100,00 |
| MOROCCO | 110 063 | 104 245 | -5,29 | 1 338 091 | 1 386 207 | 3,60 |
| TUNISIA | 92 | 0 | -100,00 | 2 533 | 0 | -100,00 |
| SUDAN | 0 | 45 | - | 0 | 1 377 | - |
| ETHIOPIA | 61 | 0 | -100,00 | 2 774 | 0 | -100,00 |
| TANZANIA, UNITED REP. OF | 144 | 0 | -100,00 | 7 855 | 0 | -100,00 |
| MADAGASCAR | 0 | 6 921 | - | 0 | 102 997 | - |
| KENYA | 1 037 | 279 | -73,10 | 157 941 | 13 939 | -91,17 |
| MOZAMBIQUE | 2 136 | 0 | -100,00 | 27 332 | 0 | -100,00 |
| EQUATORIAL GUINEA | 13 | 0 | -100,00 | 320 | 0 | -100,00 |
| TOGO | 10 | 0 | -100,00 | 21 | 0 | -100,00 |
| GHANA | 6 | 0 | -100,00 | 266 | 0 | -100,00 |
| LIBERIA | 0 | 419 | - | 0 | 350 | - |
| ANGOLA | 24 | 11 | -54,17 | 380 | 409 | 7,63 |
| CONGO | 15 063 | 0 | -100,00 | 186 245 | 0 | -100,00 |
| CAMEROON | 21 850 | 17 515 | -19,84 | 802 628 | 694 764 | -13,44 |
| NIGERIA | 244 | 6 177 | 2 431,56 | 226 573 | 54 305 | -76,03 |
| GABON | 8 235 | 27 319 | 231,74 | 106 179 | 729 464 | 587,01 |
| COTE D'IVOIRE | 118 889 | 234 362 | 97,13 | 1 437 859 | 2 954 534 | 105,48 |
| SENEGAL | 84 474 | 116 192 | 37,55 | 531 438 | 775 054 | 45,84 |
| MALI | 6 850 | 18 | -99,74 | 250 999 | 209 | -99,92 |
| BENIN | 343 | 0 | -100,00 | 4 388 | 0 | -100,00 |
| BURKINA FASO | 0 | 21 | - | 0 | 219 | - |
| UGANDA | 47 | 0 | -100,00 | 2 280 | 0 | -100,00 |
| NIGER | 23 400 | 25 740 | 10,00 | 251 279 | 238 172 | -5,22 |
| SOUTH AFRICA | 110 435 | 90 813 | -17,77 | 893 696 | 508 523 | -43,10 |
| ZIMBABWE | 0 | 361 | - | 0 | 12 344 | - |
| MALAWI | 78 | 5 011 | 6 324,36 | 1 288 | 74 442 | 5 679,66 |
| AUSTRALIA | 34 049 | 56 890 | 67,08 | 1 074 068 | 1 535 881 | 43,00 |
| NEW ZEALAND | 13 351 | 11 694 | -12,41 | 541 831 | 254 410 | -53,05 |
| NEW CALEDONIA | 32 | 0 | -100,00 | 2 888 | 0 | -100,00 |
| COOK ISLANDS | 1 160 | 0 | -100,00 | 12 824 | 0 | -100,00 |
| FIJI | 11 306 | 13 064 | 15,55 | 139 037 | 159 900 | 15,01 |
| SOLOMON ISLANDS | 60 | 0 | -100,00 | 4 774 | 0 | -100,00 |
| EAST TIMOR | 25 135 | 8 997 | -64,21 | 71 377 | 227 798 | 219,15 |
| UNITED STATES | 152 673 | 109 231 | -28,45 | 13 523 402 | 13 883 651 | 2,66 |
| CANADA | 1 562 | 4 767 | 205,19 | 156 609 | 293 463 | 87,39 |
| MEXICO | 48 774 | 85 | -99,83 | 537 058 | 3 267 | -99,39 |

TABEL 5. PERKEMBANGAN EKSPOR INDONESIA MENURUT KOMODITI DAN NEGARA TUJUAN

| JENIS BARANG | BERAT BERSIH (KG) | | PERUB | NILAI FOB (US \$) | | PERUB |
|-------------------------------|--------------------|--------------------|--------------|--------------------|--------------------|--------------|
| | JAN-SEP 2012 | JAN-SEP 2013 | % | JAN-SEP 2012 | JAN-SEP 2013 | % |
| (1) | (2) | (3) | (4) | (5) | (6) | (7) |
| GUATEMALA | 25 000 | 82 109 | 228,44 | 482 000 | 1 408 790 | 192,28 |
| HONDURAS | 0 | 127 | - | 0 | 1 140 | - |
| NICARAGUA | 16 905 | 5 850 | -65,39 | 475 380 | 167 310 | -64,80 |
| PANAMA | 118 | 139 | 17,80 | 6 641 | 4 471 | -32,68 |
| CUBA | 96 | 351 | 265,63 | 5 528 | 17 840 | 222,72 |
| CHILE | 27 214 | 16 432 | -39,62 | 519 261 | 332 985 | -35,87 |
| VENEZUELA | 0 | 145 | - | 0 | 14 761 | - |
| ARGENTINA | 7 736 | 6 513 | -15,81 | 311 062 | 265 552 | -14,63 |
| BRAZIL | 3 014 | 5 789 | 92,07 | 332 147 | 866 996 | 161,03 |
| COLOMBIA | 13 185 | 37 767 | 186,44 | 168 579 | 377 295 | 123,81 |
| BOLIVIA | 0 | 2 900 | - | 0 | 71 220 | - |
| URUGUAY | 4 628 | 0 | -100,00 | 187 425 | 0 | -100,00 |
| PERU | 47 | 0 | -100,00 | 724 | 0 | -100,00 |
| COSTA RICA | 0 | 47 | - | 0 | 724 | - |
| CAPE VERDE | 0 | 5 367 | - | 0 | 160 706 | - |
| UNITED KINGDOM | 99 551 | 23 395 | -76,50 | 2 731 449 | 2 370 300 | -13,22 |
| NETHERLANDS | 4 475 | 7 009 | 56,63 | 298 687 | 246 530 | -17,46 |
| FRANCE | 243 007 | 294 603 | 21,23 | 9 327 264 | 11 046 421 | 18,43 |
| GERMANY, FED. REP. OF | 89 241 | 111 454 | 24,89 | 1 071 458 | 2 123 320 | 98,17 |
| AUSTRIA | 589 | 243 | -58,74 | 106 703 | 1 843 | -98,27 |
| BELGIUM | 457 | 474 | 3,72 | 27 730 | 94 751 | 241,69 |
| SWITZERLAND | 10 505 | 1 517 | -85,56 | 137 276 | 50 160 | -63,46 |
| DENMARK | 280 | 2 250 | 703,57 | 40 528 | 139 749 | 244,82 |
| NORWAY | 184 | 6 207 | 3 273,37 | 15 575 | 40 070 | 157,27 |
| SWEDEN | 2 136 | 2 304 | 7,87 | 52 419 | 195 035 | 272,07 |
| FINLAND | 498 | 21 | -95,78 | 99 614 | 5 173 | -94,81 |
| IRELAND | 3 804 | 7 133 | 87,51 | 3 426 840 | 4 951 791 | 44,50 |
| ITALY | 1 213 | 9 125 | 652,27 | 59 960 | 135 678 | 126,28 |
| SPAIN | 833 | 290 | -65,19 | 65 806 | 752 | -98,86 |
| GREECE | 35 | 0 | -100,00 | 2 641 | 0 | -100,00 |
| THE DEMOCRATIC REPUBLIC OF TH | 70 | 0 | -100,00 | 336 | 0 | -100,00 |
| HUNGARY | 7 122 | 9 242 | 29,77 | 359 143 | 670 768 | 86,77 |
| POLAND | 542 | 9 406 | 1 635,42 | 29 231 | 1 525 839 | 5 119,93 |
| ROMANIA | 14 | 15 | 7,14 | 650 | 255 | -60,77 |
| BULGARIA | 6 | 0 | -100,00 | 123 | 0 | -100,00 |
| AZERBAIJAN | 11 | 172 | 1 463,64 | 757 | 25 426 | 3 258,78 |
| KAZAKHSTAN | 91 | 0 | -100,00 | 86 662 | 0 | -100,00 |
| UKRAINE | 0 | 68 | - | 0 | 4 878 | - |
| UZBEKISTAN | 8 800 | 0 | -100,00 | 14 239 | 0 | -100,00 |
| ESTONIA | 697 | 0 | -100,00 | 112 559 | 0 | -100,00 |
| SLOVAKIA | 6 718 | 4 820 | -28,25 | 474 440 | 216 000 | -54,47 |
| SLOVENIA | 0 | 1 440 | - | 0 | 111 500 | - |
| CZECH REPUBLIC | 18 963 | 2 340 | -87,66 | 509 207 | 66 600 | -86,92 |
| RUSSIA FEDERATION | 3 072 | 0 | -100,00 | 433 867 | 0 | -100,00 |
| -COKLAT OLAHAN | 161 996 166 | 148 474 460 | -8,35 | 503 484 351 | 477 437 867 | -5,17 |
| JAPAN | 3 046 750 | 3 488 937 | 14,51 | 8 224 659 | 13 156 836 | 59,97 |
| HONG KONG | 114 346 | 130 642 | 14,25 | 506 702 | 496 577 | -2,00 |
| KOREA, DEM. PEOPLE'S REP. | 0 | 6 125 | - | 0 | 20 735 | - |
| KOREA, REPUBLIC OF | 829 174 | 743 520 | -10,33 | 2 683 451 | 2 124 622 | -20,83 |
| TAIWAN | 210 183 | 319 310 | 51,92 | 644 654 | 855 137 | 32,65 |
| CHINA | 18 653 385 | 7 970 823 | -57,27 | 61 420 536 | 19 966 683 | -67,49 |
| MONGOLIA | 14 000 | 28 000 | 100,00 | 60 200 | 63 000 | 4,65 |
| MACAU | 33 685 | 0 | -100,00 | 47 848 | 0 | -100,00 |
| PAPUA NEW GUINEA | 3 577 | 11 541 | 222,64 | 17 053 | 37 863 | 122,03 |
| THAILAND | 8 129 567 | 6 422 806 | -20,99 | 27 887 593 | 19 108 180 | -31,48 |
| SINGAPORE | 2 884 411 | 1 893 291 | -34,36 | 8 549 728 | 6 374 934 | -25,44 |
| PHILIPPINES | 6 791 812 | 4 998 500 | -26,40 | 24 981 186 | 16 830 323 | -32,63 |
| MALAYSIA | 11 249 605 | 26 974 842 | 139,78 | 37 238 673 | 81 747 842 | 119,52 |
| MYANMAR | 23 308 | 85 697 | 267,67 | 67 309 | 306 670 | 355,62 |
| CAMBODIA | 3 106 | 4 397 | 41,56 | 15 037 | 22 070 | 46,77 |
| BRUNEI DARUSSALAM | 173 656 | 178 540 | 2,81 | 452 501 | 489 362 | 8,15 |
| NEPAL | 0 | 5 000 | - | 0 | 13 769 | - |
| VIET NAM | 417 885 | 243 778 | -41,66 | 1 185 881 | 621 536 | -47,59 |
| MALDIVES | 66 184 | 26 116 | -60,54 | 200 254 | 130 442 | -34,86 |
| INDIA | 3 981 828 | 3 243 345 | -18,55 | 12 257 215 | 8 761 992 | -28,52 |
| PAKISTAN | 197 085 | 256 466 | 30,13 | 781 933 | 565 213 | -27,72 |
| BANGLADESH | 289 275 | 265 158 | -8,34 | 871 593 | 741 049 | -14,98 |
| SRI LANKA | 138 014 | 50 000 | -63,77 | 517 562 | 109 000 | -78,94 |
| IRAN (ISLAMIC REPUBLIC OF) | 221 730 | 252 520 | 13,89 | 649 729 | 523 377 | -19,45 |
| SAUDI ARABIA | 412 299 | 432 096 | 4,80 | 1 428 431 | 1 478 714 | 3,52 |
| ISRAIL | 102 000 | 80 000 | -21,57 | 399 010 | 236 300 | -40,78 |
| KUWAIT | 296 946 | 198 770 | -33,06 | 1 336 965 | 620 132 | -53,62 |
| JORDAN | 1 520 | 43 080 | 2 734,21 | 6 477 | 117 808 | 1 718,87 |
| LEBANON | 12 102 | 0 | -100,00 | 41 174 | 0 | -100,00 |
| YEMEN | 662 681 | 750 153 | 13,20 | 1 172 778 | 1 511 776 | 28,91 |
| OMAN | 5 291 | 1 200 | -77,32 | 21 905 | 3 964 | -81,90 |

TABEL 5. PERKEMBANGAN EKSPOR INDONESIA MENURUT KOMODITI DAN NEGARA TUJUAN

| JENIS BARANG | BERAT BERSIH (KG) | | PERUB | NILAI FOB (US \$) | | PERUB |
|-------------------------------|-------------------|--------------|------------|-------------------|--------------|-----------|
| | JAN-SEP 2012 | JAN-SEP 2013 | % | JAN-SEP 2012 | JAN-SEP 2013 | % |
| (1) | (2) | (3) | (4) | (5) | (6) | (7) |
| SYRIA ARAB REPUBLIC | 103 000 | 0 | -100,00 | 443 652 | 0 | -100,00 |
| TURKEY | 1 428 620 | 1 477 000 | 3,39 | 4 250 059 | 4 066 615 | -4,32 |
| UNITED ARAB EMIRATES | 1 507 941 | 2 049 080 | 35,89 | 4 716 558 | 7 059 305 | 49,67 |
| QATAR | 1 677 | 5 699 | 239,83 | 27 293 | 20 760 | -23,94 |
| BAHRAIN | 232 375 | 106 487 | -54,17 | 620 114 | 332 748 | -46,34 |
| EGYPT | 372 949 | 820 350 | 119,96 | 1 526 125 | 2 762 189 | 80,99 |
| LIBYAN ARAB JAMAHIRIYA | 14 000 | 0 | -100,00 | 61 520 | 0 | -100,00 |
| MOROCCO | 56 000 | 88 000 | 57,14 | 251 676 | 240 812 | -4,32 |
| TUNISIA | 31 000 | 0 | -100,00 | 90 725 | 0 | -100,00 |
| ALGERIA | 285 104 | 183 000 | -35,81 | 839 385 | 288 575 | -65,62 |
| SUDAN | 0 | 1 296 | - | 0 | 5 232 | - |
| TANZANIA, UNITED REP. OF | 36 400 | 37 680 | 3,52 | 99 007 | 96 262 | -2,77 |
| MADAGASCAR | 14 100 | 138 620 | 883,12 | 41 300 | 108 163 | 161,90 |
| KENYA | 177 781 | 50 155 | -71,79 | 616 644 | 158 419 | -74,31 |
| MOZAMBIQUE | 0 | 40 | - | 0 | 313 | - |
| TOGO | 128 775 | 127 398 | -1,07 | 316 403 | 364 424 | 15,18 |
| GHANA | 34 982 | 56 321 | 61,00 | 102 970 | 159 540 | 54,94 |
| GUINEA | 13 756 | 0 | -100,00 | 39 533 | 0 | -100,00 |
| ANGOLA | 0 | 26 180 | - | 0 | 42 735 | - |
| CAMEROON | 18 000 | 17 000 | -5,56 | 48 420 | 45 050 | -6,96 |
| NIGERIA | 781 183 | 1 423 327 | 82,20 | 2 070 330 | 3 847 026 | 85,82 |
| MAURITANIA | 13 535 | 6 020 | -55,52 | 39 786 | 17 630 | -55,69 |
| BENIN | 329 251 | 373 904 | 13,56 | 804 011 | 946 851 | 17,77 |
| GAMBIA | 0 | 19 900 | - | 0 | 7 960 | - |
| UGANDA | 192 | 0 | -100,00 | 1 000 | 0 | -100,00 |
| CENTRAL AFRICAN REPUBLIC | 14 580 | 0 | -100,00 | 41 310 | 0 | -100,00 |
| NIGER | 14 256 | 0 | -100,00 | 34 980 | 0 | -100,00 |
| SOUTH AFRICA | 3 663 030 | 3 232 194 | -11,76 | 10 400 329 | 9 811 181 | -5,66 |
| ZIMBABWE | 0 | 14 000 | - | 0 | 40 600 | - |
| MAURITIUS | 429 441 | 57 875 | -86,52 | 1 286 536 | 153 230 | -88,09 |
| AUSTRALIA | 6 163 688 | 7 730 714 | 25,42 | 18 547 703 | 27 941 856 | 50,65 |
| NEW ZEALAND | 950 086 | 904 876 | -4,76 | 3 108 691 | 2 864 923 | -7,84 |
| NEW CALEDONIA | 0 | 137 | - | 0 | 970 | - |
| VANUATU | 840 | 0 | -100,00 | 1 946 | 0 | -100,00 |
| AMERICAN SAMOA | 10 463 | 273 | -97,39 | 21 724 | 1 762 | -91,89 |
| FIJI | 43 735 | 32 792 | -25,02 | 147 035 | 127 897 | -13,02 |
| SAMOA | 21 365 | 21 865 | 2,34 | 110 113 | 60 013 | -45,50 |
| SOLOMON ISLANDS | 9 283 | 20 429 | 120,07 | 30 330 | 79 695 | 162,76 |
| TONGA | 22 354 | 8 966 | -59,89 | 178 687 | 31 422 | -82,42 |
| TUVALU | 45 | 0 | -100,00 | 884 | 0 | -100,00 |
| EAST TIMOR | 103 100 | 129 371 | 25,48 | 287 729 | 256 094 | -10,99 |
| UNITED STATES | 31 166 471 | 24 024 933 | -22,91 | 96 412 860 | 90 760 747 | -5,86 |
| CANADA | 1 153 156 | 5 881 864 | 410,07 | 2 852 456 | 18 948 320 | 564,28 |
| MEXICO | 1 080 466 | 4 274 037 | 295,57 | 3 936 013 | 14 687 857 | 273,17 |
| GUATEMALA | 74 000 | 0 | -100,00 | 179 500 | 0 | -100,00 |
| PANAMA | 12 576 | 0 | -100,00 | 36 942 | 0 | -100,00 |
| CHILE | 202 000 | 167 910 | -16,88 | 702 439 | 461 474 | -34,30 |
| ARGENTINA | 342 000 | 909 000 | 165,79 | 823 914 | 2 644 606 | 220,98 |
| BRAZIL | 5 471 210 | 3 983 080 | -27,20 | 21 078 577 | 12 544 703 | -40,49 |
| COLOMBIA | 5 000 | 0 | -100,00 | 7 500 | 0 | -100,00 |
| BOLIVIA | 102 000 | 50 000 | -50,98 | 382 620 | 117 500 | -69,29 |
| URUGUAY | 1 656 000 | 470 000 | -71,62 | 7 150 391 | 1 018 711 | -85,75 |
| ECUADOR | 28 800 | 50 400 | 75,00 | 55 000 | 110 000 | 100,00 |
| GUYANA | 7 698 | 4 871 | -36,72 | 30 933 | 19 784 | -36,04 |
| DOMINICAN REPUBLIC | 40 000 | 0 | -100,00 | 145 470 | 0 | -100,00 |
| UNITED KINGDOM | 6 895 842 | 1 780 176 | -74,18 | 16 566 472 | 6 016 347 | -63,68 |
| NETHERLANDS | 1 848 458 | 3 600 000 | 94,76 | 4 796 245 | 13 352 016 | 178,38 |
| FRANCE | 8 642 650 | 2 800 000 | -67,60 | 20 403 074 | 9 769 888 | -52,12 |
| GERMANY, FED. REP. OF | 11 537 578 | 10 024 161 | -13,12 | 32 098 623 | 30 617 958 | -4,61 |
| BELGIUM | 813 547 | 30 | -100,00 | 4 030 318 | 300 | -99,99 |
| SWITZERLAND | 200 | 500 000 | 249 900,00 | 6 075 | 1 467 121 | 24 050,14 |
| MONACO | 200 000 | 0 | -100,00 | 375 000 | 0 | -100,00 |
| SWEDEN | 260 | 0 | -100,00 | 1 370 | 0 | -100,00 |
| FINLAND | 169 167 | 119 720 | -29,23 | 709 955 | 376 107 | -47,02 |
| IRELAND | 200 | 0 | -100,00 | 5 100 | 0 | -100,00 |
| ITALY | 157 000 | 8 | -99,99 | 359 715 | 20 | -99,99 |
| SPAIN | 7 658 300 | 4 263 500 | -44,33 | 26 897 803 | 9 806 482 | -63,54 |
| PORTUGAL | 34 000 | 0 | -100,00 | 71 910 | 0 | -100,00 |
| GREECE | 280 000 | 203 975 | -27,15 | 1 419 876 | 606 769 | -57,27 |
| THE DEMOCRATIC REPUBLIC OF TH | 0 | 17 000 | - | 0 | 20 655 | - |
| HUNGARY | 51 000 | 78 000 | 52,94 | 92 100 | 117 610 | 27,70 |
| POLAND | 42 000 | 88 000 | 109,52 | 190 452 | 174 570 | -8,34 |
| ROMANIA | 47 000 | 32 000 | -31,91 | 145 742 | 29 600 | -79,69 |
| BULGARIA | 392 000 | 50 000 | -87,24 | 559 350 | 68 080 | -87,83 |
| ARMENIA | 3 240 | 5 810 | 79,32 | 7 350 | 15 465 | 110,41 |
| AZERBAIJAN | 0 | 17 000 | - | 0 | 25 500 | - |
| TURKMENISTAN | 17 000 | 14 000 | -17,65 | 37 221 | 39 277 | 5,52 |

TABEL 5. PERKEMBANGAN EKSPOR INDONESIA MENURUT KOMODITI DAN NEGARA TUJUAN

| JENIS BARANG | BERAT BERSIH (KG) | | PERUB | NILAI FOB (US \$) | | PERUB |
|-----------------------------|--------------------|--------------------|--------------|--------------------|--------------------|---------------|
| | JAN-SEP 2012 | JAN-SEP 2013 | % | JAN-SEP 2012 | JAN-SEP 2013 | % |
| | (1) | (2) | (3) | (4) | (5) | (6) |
| UKRAINE | 187 700 | 153 700 | -18,11 | 491 874 | 288 560 | -41,33 |
| UZBEKISTAN | 29 000 | 66 008 | 127,61 | 111 100 | 144 200 | 29,79 |
| LITHUANIA | 17 009 | 114 000 | 570,23 | 21 259 | 323 660 | 1 422,46 |
| LATVIA | 34 000 | 0 | -100,00 | 76 500 | 0 | -100,00 |
| ESTONIA | 3 345 000 | 4 080 000 | 21,97 | 8 160 074 | 14 889 360 | 82,47 |
| CROATIA | 34 000 | 0 | -100,00 | 53 550 | 0 | -100,00 |
| SLOVAKIA | 112 432 | 0 | -100,00 | 206 887 | 0 | -100,00 |
| SLOVENIA | 100 | 250 | 150,00 | 475 | 1 245 | 162,11 |
| CZECH REPUBLIC | 3 389 | 0 | -100,00 | 41 520 | 0 | -100,00 |
| RUSSIA FEDERATION | 2 110 425 | 2 385 425 | 13,03 | 6 880 201 | 8 997 217 | 30,77 |
| -GULA TETES | 251 173 612 | 286 658 741 | 14,13 | 28 415 165 | 37 199 360 | 30,91 |
| JAPAN | 8 263 451 | 9 000 500 | 8,92 | 1 074 254 | 1 035 058 | -3,65 |
| KOREA, REPUBLIC OF | 137 244 550 | 105 455 799 | -23,16 | 14 284 456 | 12 724 173 | -10,92 |
| TAIWAN | 43 275 911 | 40 501 290 | -6,41 | 4 915 608 | 5 589 146 | 13,70 |
| CHINA | 17 636 500 | 0 | -100,00 | 1 865 252 | 0 | -100,00 |
| THAILAND | 108 483 | 0 | -100,00 | 277 029 | 0 | -100,00 |
| SINGAPORE | 10 565 | 17 400 | 64,69 | 24 299 | 41 400 | 70,38 |
| PHILIPPINES | 11 554 712 | 9 206 700 | -20,32 | 1 273 451 | 1 196 492 | -6,04 |
| MALAYSIA | 6 594 | 8 014 886 | 121 448,16 | 5 836 | 921 814 | 15 695,31 |
| VIET NAM | 24 871 360 | 77 319 040 | 210,88 | 3 005 321 | 9 941 349 | 230,79 |
| MALDIVES | 118 | 110 | -6,78 | 1 602 | 340 | -78,78 |
| ISRAEL | 0 | 2 000 | - | 0 | 6 667 | - |
| YEMEN | 0 | 505 | - | 0 | 580 | - |
| SIERRA LEONE | 11 440 | 28 600 | 150,00 | 43 292 | 117 000 | 170,26 |
| COTE D'IVOIRE | 0 | 12 870 | - | 0 | 52 650 | - |
| SENEGAL | 12 584 | 12 870 | 2,27 | 51 480 | 52 650 | 2,27 |
| UGANDA | 59 820 | 82 042 | 37,15 | 448 418 | 633 249 | 41,22 |
| AUSTRALIA | 579 | 27 | -95,34 | 3 237 | 265 | -91,81 |
| NEW ZEALAND | 0 | 1 250 | - | 0 | 4 000 | - |
| UNITED STATES | 7 078 | 943 | -86,68 | 30 576 | 5 159 | -83,13 |
| ECUADOR | 0 | 3 000 | - | 0 | 9 000 | - |
| PUERTO RICO | 8 109 860 | 12 000 000 | 47,97 | 1 111 051 | 1 546 800 | 39,22 |
| NETHERLANDS | 0 | 15 595 890 | - | 0 | 2 022 808 | - |
| GERMANY, FED. REP. OF | 0 | 9 400 000 | - | 0 | 1 287 800 | - |
| BELGIUM | 7 | 19 | 171,43 | 3 | 10 | 233,33 |
| SLOVENIA | 0 | 3 000 | - | 0 | 10 950 | - |
| -KERUPUK UDANG | 5 652 607 | 6 198 352 | 9,65 | 12 181 785 | 14 345 356 | 17,76 |
| JAPAN | 32 708 | 25 460 | -22,16 | 97 579 | 93 491 | -4,19 |
| HONG KONG | 48 269 | 63 505 | 31,56 | 148 069 | 232 108 | 56,76 |
| KOREA, REPUBLIC OF | 728 123 | 912 464 | 25,32 | 1 432 894 | 1 955 925 | 36,50 |
| TAIWAN | 45 240 | 31 405 | -30,58 | 121 977 | 60 130 | -50,70 |
| CHINA | 117 170 | 134 806 | 15,05 | 308 055 | 439 284 | 42,60 |
| SINGAPORE | 184 486 | 139 962 | -24,13 | 349 177 | 242 264 | -30,62 |
| PHILIPPINES | 0 | 101 | - | 0 | 1 209 | - |
| MALAYSIA | 425 631 | 452 172 | 6,24 | 409 690 | 332 186 | -18,92 |
| MYANMAR | 1 000 | 0 | -100,00 | 1 400 | 0 | -100,00 |
| BRUNEI DARUSSALAM | 10 | 0 | -100,00 | 30 | 0 | -100,00 |
| INDIA | 0 | 24 000 | - | 0 | 22 694 | - |
| SRI LANKA | 9 600 | 0 | -100,00 | 3 072 | 0 | -100,00 |
| SAUDI ARABIA | 247 354 | 401 594 | 62,36 | 412 339 | 863 570 | 109,43 |
| YEMEN | 0 | 350 | - | 0 | 93 | - |
| UNITED ARAB EMIRATES | 52 447 | 15 620 | -70,22 | 67 566 | 18 010 | -73,34 |
| NIGERIA | 0 | 46 260 | - | 0 | 68 656 | - |
| AUSTRALIA | 3 427 | 33 609 | 880,71 | 27 423 | 102 562 | 274,00 |
| NEW ZEALAND | 200 | 0 | -100,00 | 699 | 0 | -100,00 |
| NEW CALEDONIA | 137 | 2 389 | 1 643,80 | 750 | 3 007 | 300,93 |
| EAST TIMOR | 58 975 | 9 781 | -83,42 | 49 484 | 4 428 | -91,05 |
| UNITED STATES | 153 264 | 129 431 | -15,55 | 540 856 | 519 556 | -3,94 |
| CANADA | 1 331 | 3 924 | 194,82 | 6 512 | 21 846 | 235,47 |
| SURINAME | 180 | 0 | -100,00 | 1 125 | 0 | -100,00 |
| UNITED KINGDOM | 709 391 | 915 068 | 28,99 | 1 770 772 | 2 330 279 | 31,60 |
| NETHERLANDS | 2 465 930 | 2 592 117 | 5,12 | 5 542 996 | 6 325 714 | 14,12 |
| FRANCE | 266 054 | 159 104 | -40,20 | 600 141 | 369 816 | -38,38 |
| GERMANY, FED. REP. OF | 54 637 | 70 394 | 28,84 | 174 873 | 229 712 | 31,36 |
| BELGIUM | 15 000 | 0 | -100,00 | 24 822 | 0 | -100,00 |
| DENMARK | 16 507 | 0 | -100,00 | 46 926 | 0 | -100,00 |
| IRELAND | 0 | 19 300 | - | 0 | 63 970 | - |
| SPAIN | 15 536 | 15 536 | 0,00 | 42 558 | 44 846 | 5,38 |
| -BUAH/SAYURAN OLAHAN | 378 021 158 | 369 350 536 | -2,29 | 312 215 134 | 277 291 731 | -11,19 |
| JAPAN | 11 216 787 | 8 578 221 | -23,52 | 12 605 782 | 9 406 488 | -25,38 |
| HONG KONG | 1 772 912 | 1 473 525 | -16,89 | 2 012 567 | 1 859 886 | -7,59 |
| KOREA, DEM. PEOPLE'S REP. | 8 538 | 7 678 | -10,07 | 34 417 | 31 757 | -7,73 |
| KOREA, REPUBLIC OF | 3 710 256 | 1 313 888 | -64,59 | 3 249 738 | 1 699 848 | -47,69 |
| TAIWAN | 3 606 601 | 1 561 555 | -56,70 | 3 443 254 | 4 247 813 | 23,37 |

TABEL 5. PERKEMBANGAN EKSPOR INDONESIA MENURUT KOMODITI DAN NEGARA TUJUAN

| JENIS BARANG | BERAT BERSIH (KG) | | PERUB | NILAI FOB (US \$) | | PERUB |
|----------------------------|-------------------|--------------|----------|-------------------|--------------|----------|
| | JAN-SEP 2012 | JAN-SEP 2013 | % | JAN-SEP 2012 | JAN-SEP 2013 | % |
| (1) | (2) | (3) | (4) | (5) | (6) | (7) |
| CHINA | 25 287 649 | 13 450 983 | -46,81 | 9 732 132 | 6 516 993 | -33,04 |
| MACAU | 0 | 1 000 | - | 0 | 3 700 | - |
| PAPUA NEW GUINEA | 1 087 | 1 931 | 77,64 | 6 012 | 5 653 | -5,97 |
| THAILAND | 16 362 711 | 3 038 576 | -81,43 | 4 588 022 | 1 859 982 | -59,46 |
| SINGAPORE | 25 081 730 | 23 545 197 | -6,13 | 27 875 425 | 19 971 810 | -28,35 |
| PHILIPPINES | 20 966 661 | 17 055 463 | -18,65 | 13 474 441 | 6 863 814 | -49,06 |
| MALAYSIA | 84 742 680 | 123 325 271 | 45,53 | 17 460 525 | 19 243 314 | 10,21 |
| MYANMAR | 21 792 | 0 | -100,00 | 8 172 | 0 | -100,00 |
| BRUNEI DARUSSALAM | 175 643 | 146 546 | -16,57 | 465 910 | 366 161 | -21,41 |
| VIET NAM | 6 172 664 | 9 360 420 | 51,64 | 8 261 240 | 12 910 922 | 56,28 |
| MALDIVES | 27 072 | 29 011 | 7,16 | 32 724 | 41 916 | 28,09 |
| INDIA | 17 291 194 | 7 785 077 | -54,98 | 25 295 668 | 11 008 320 | -56,48 |
| PAKISTAN | 1 209 311 | 3 582 046 | 196,21 | 876 082 | 1 554 355 | 77,42 |
| BANGLADESH | 5 925 886 | 1 634 808 | -72,41 | 6 288 228 | 1 418 370 | -77,44 |
| SRI LANKA | 424 | 20 000 | 4 616,98 | 2 037 | 4 000 | 96,37 |
| IRAN (ISLAMIC REPUBLIC OF) | 60 448 | 124 235 | 105,52 | 56 011 | 128 117 | 128,74 |
| SAUDI ARABIA | 2 933 710 | 3 117 636 | 6,27 | 4 886 198 | 4 498 527 | -7,93 |
| ISRAIL | 825 021 | 533 204 | -35,37 | 1 281 100 | 1 230 443 | -3,95 |
| KUWAIT | 192 445 | 288 490 | 49,91 | 317 999 | 412 471 | 29,71 |
| JORDAN | 417 054 | 1 259 027 | 201,89 | 969 887 | 2 577 830 | 165,79 |
| LEBANON | 205 585 | 259 290 | 26,12 | 1 221 261 | 1 047 177 | -14,25 |
| YEMEN | 73 040 | 139 697 | 91,26 | 92 586 | 174 740 | 88,73 |
| OMAN | 2 188 | 89 000 | 3 967,64 | 2 088 | 120 668 | 5 679,12 |
| SYRIA ARAB REPUBLIC | 224 942 | 66 430 | -70,47 | 855 081 | 182 831 | -78,62 |
| TURKEY | 2 388 625 | 1 501 800 | -37,13 | 2 964 960 | 1 950 272 | -34,22 |
| UNITED ARAB EMIRATES | 1 061 343 | 2 858 885 | 169,36 | 1 616 874 | 3 743 754 | 131,54 |
| QATAR | 147 419 | 165 944 | 12,57 | 280 914 | 313 880 | 11,74 |
| BAHRAIN | 235 484 | 337 654 | 43,39 | 373 411 | 492 593 | 31,92 |
| CYPRUS | 55 750 | 7 200 | -87,09 | 65 690 | 6 480 | -90,14 |
| EGYPT | 1 460 865 | 2 429 112 | 66,28 | 1 851 011 | 3 301 716 | 78,37 |
| LIBYAN ARAB JAMAHIRIYA | 51 000 | 63 894 | 25,28 | 37 884 | 76 521 | 101,99 |
| MOROCCO | 0 | 150 000 | - | 0 | 194 000 | - |
| TUNISIA | 69 117 | 75 349 | 9,02 | 328 015 | 402 760 | 22,79 |
| ALGERIA | 119 500 | 191 520 | 60,27 | 140 584 | 315 466 | 124,40 |
| SUDAN | 25 000 | 49 815 | 99,26 | 37 500 | 71 417 | 90,45 |
| ETHIOPIA | 0 | 17 690 | - | 0 | 17 732 | - |
| MADAGASCAR | 37 734 | 0 | -100,00 | 122 987 | 0 | -100,00 |
| KENYA | 0 | 13 000 | - | 0 | 8 865 | - |
| MOZAMBIQUE | 0 | 38 500 | - | 0 | 51 625 | - |
| GHANA | 8 280 | 0 | -100,00 | 36 720 | 0 | -100,00 |
| GUINEA | 11 520 | 0 | -100,00 | 48 000 | 0 | -100,00 |
| ANGOLA | 545 000 | 115 550 | -78,80 | 633 555 | 171 990 | -72,85 |
| CAMEROON | 0 | 26 000 | - | 0 | 36 875 | - |
| NIGERIA | 80 480 | 233 548 | 190,19 | 177 516 | 709 827 | 299,87 |
| SENEGAL | 0 | 11 520 | - | 0 | 48 000 | - |
| BENIN | 0 | 4 500 | - | 0 | 5 138 | - |
| GAMBIA | 44 878 | 92 184 | 105,41 | 189 183 | 391 268 | 106,82 |
| U.S. VIRGIN ISLANDS | 452 | 0 | -100,00 | 1 236 | 0 | -100,00 |
| NIGER | 500 | 0 | -100,00 | 848 | 0 | -100,00 |
| SOUTH AFRICA | 1 043 224 | 994 712 | -4,65 | 1 463 406 | 1 393 417 | -4,78 |
| MAURITIUS | 29 800 | 63 315 | 112,47 | 26 540 | 104 105 | 292,26 |
| AUSTRALIA | 3 523 913 | 4 180 555 | 18,63 | 6 136 147 | 7 292 979 | 18,85 |
| NEW ZEALAND | 1 106 853 | 1 098 871 | -0,72 | 1 856 737 | 1 462 469 | -21,23 |
| NEW CALEDONIA | 6 | 0 | -100,00 | 30 | 0 | -100,00 |
| AMERICAN SAMOA | 4 200 | 0 | -100,00 | 2 325 | 0 | -100,00 |
| COOK ISLANDS | 1 391 | 0 | -100,00 | 3 879 | 0 | -100,00 |
| FIJI | 11 938 | 2 898 | -75,72 | 15 472 | 1 963 | -87,31 |
| SAMOA | 10 209 | 270 | -97,36 | 3 789 | 167 | -95,59 |
| SOLOMON ISLANDS | 10 956 | 0 | -100,00 | 3 822 | 0 | -100,00 |
| EAST TIMOR | 319 552 | 222 185 | -30,47 | 397 392 | 123 240 | -68,99 |
| UNITED STATES | 44 575 638 | 43 560 087 | -2,28 | 51 216 561 | 51 651 846 | 0,85 |
| CANADA | 480 082 | 1 527 220 | 218,12 | 953 223 | 3 036 815 | 218,58 |
| MEXICO | 1 675 032 | 3 606 088 | 115,28 | 1 327 259 | 2 781 477 | 109,57 |
| PANAMA | 65 530 | 16 824 | -74,33 | 72 057 | 20 140 | -72,05 |
| CUBA | 12 750 | 0 | -100,00 | 18 833 | 0 | -100,00 |
| SURINAME | 870 | 675 | -22,41 | 2 010 | 1 050 | -47,76 |
| CHILE | 1 020 426 | 1 285 957 | 26,02 | 1 036 945 | 1 159 913 | 11,86 |
| VENEZUELA | 26 000 | 0 | -100,00 | 15 600 | 0 | -100,00 |
| ARGENTINA | 7 362 656 | 8 511 972 | 15,61 | 7 147 777 | 7 494 690 | 4,85 |
| BRAZIL | 2 227 250 | 4 011 325 | 80,10 | 3 024 963 | 5 479 833 | 81,15 |
| COLOMBIA | 60 318 | 70 512 | 16,90 | 65 673 | 60 710 | -7,56 |
| BOLIVIA | 73 440 | 36 720 | -50,00 | 70 200 | 32 400 | -53,85 |
| URUGUAY | 542 878 | 842 014 | 55,10 | 786 450 | 958 457 | 21,87 |
| PARAGUAY | 78 000 | 101 000 | 29,49 | 91 143 | 129 991 | 42,62 |
| PERU | 841 304 | 908 724 | 8,01 | 930 037 | 919 080 | -1,18 |
| GUYANA | 27 308 | 23 583 | -13,64 | 13 272 | 12 901 | -2,80 |
| PUERTO RICO | 343 217 | 122 686 | -64,25 | 394 756 | 201 470 | -48,96 |

TABEL 5. PERKEMBANGAN EKSPOR INDONESIA MENURUT KOMODITI DAN NEGARA TUJUAN

| JENIS BARANG | BERAT BERSIH (KG) | | PERUB | NILAI FOB (US \$) | | PERUB |
|----------------------------|--------------------|--------------------|--------------|--------------------|--------------------|--------------|
| | JAN-SEP 2012 | JAN-SEP 2013 | % | JAN-SEP 2012 | JAN-SEP 2013 | % |
| (1) | (2) | (3) | (4) | (5) | (6) | (7) |
| DOMINICAN REPUBLIC | 25 000 | 12 500 | -50,00 | 37 063 | 15 000 | -59,53 |
| COSTA RICA | 194 350 | 144 500 | -25,65 | 265 986 | 191 690 | -27,93 |
| MARTINIQUE | 37 200 | 74 610 | 100,56 | 61 585 | 100 838 | 63,74 |
| GUADELOUPE | 700 | 0 | -100,00 | 1 560 | 0 | -100,00 |
| UNITED KINGDOM | 2 481 558 | 2 286 906 | -7,84 | 3 577 146 | 2 766 357 | -22,67 |
| NETHERLANDS | 21 159 618 | 11 140 791 | -47,35 | 16 867 308 | 11 035 735 | -34,57 |
| FRANCE | 2 520 915 | 2 610 602 | 3,56 | 2 636 462 | 2 421 490 | -8,15 |
| GERMANY, FED. REP. OF | 18 502 055 | 14 467 184 | -21,81 | 20 201 466 | 14 280 229 | -29,31 |
| AUSTRIA | 724 714 | 720 093 | -0,64 | 682 698 | 712 395 | 4,35 |
| BELGIUM | 2 006 332 | 1 806 758 | -9,95 | 2 840 516 | 2 366 345 | -16,69 |
| SWITZERLAND | 757 665 | 905 927 | 19,57 | 933 935 | 972 934 | 4,18 |
| DENMARK | 614 786 | 767 624 | 24,86 | 719 698 | 777 167 | 7,99 |
| NORWAY | 930 000 | 1 413 279 | 51,97 | 1 229 689 | 1 788 891 | 45,48 |
| SWEDEN | 1 264 636 | 1 969 952 | 55,77 | 1 159 021 | 2 049 510 | 76,83 |
| FINLAND | 1 890 718 | 2 045 908 | 8,21 | 2 180 768 | 1 843 445 | -15,47 |
| IRELAND | 25 500 | 13 225 | -48,14 | 37 535 | 19 771 | -47,33 |
| ITALY | 3 126 505 | 3 771 204 | 20,62 | 3 914 349 | 4 342 977 | 10,95 |
| SPAIN | 11 822 099 | 12 446 789 | 5,28 | 12 901 702 | 13 724 561 | 6,38 |
| PORTUGAL | 155 000 | 372 600 | 140,39 | 191 950 | 459 111 | 139,18 |
| ICELAND | 57 870 | 13 620 | -76,46 | 84 500 | 18 125 | -78,55 |
| GREECE | 810 940 | 815 515 | 0,56 | 846 224 | 914 973 | 8,12 |
| HUNGARY | 162 500 | 134 968 | -16,94 | 242 688 | 163 394 | -32,67 |
| POLAND | 1 659 093 | 1 238 378 | -25,36 | 1 937 940 | 1 498 561 | -22,67 |
| ROMANIA | 0 | 17 690 | - | 0 | 14 251 | - |
| BULGARIA | 39 000 | 1 338 875 | 3 333,01 | 53 607 | 648 847 | 1 110,38 |
| ALBANIA | 0 | 12 225 | - | 0 | 18 338 | - |
| ARMENIA | 0 | 12 500 | - | 0 | 19 750 | - |
| BELARUS | 0 | 6 000 | - | 0 | 8 460 | - |
| UKRAINE | 824 526 | 1 051 044 | 27,47 | 944 376 | 1 071 808 | 13,49 |
| LITHUANIA | 53 128 | 164 909 | 210,40 | 47 415 | 169 420 | 257,31 |
| LATVIA | 160 010 | 113 250 | -29,22 | 235 669 | 131 824 | -44,06 |
| ESTONIA | 0 | 52 884 | - | 0 | 39 621 | - |
| GEORGIA | 58 490 | 23 000 | -60,68 | 36 143 | 12 500 | -65,42 |
| CROATIA | 360 312 | 453 024 | 25,73 | 353 571 | 390 938 | 10,57 |
| BOSNIA AND HERZEGOVINA | 12 500 | 26 000 | 108,00 | 18 875 | 31 200 | 65,30 |
| MALTA | 26 000 | 0 | -100,00 | 8 619 | 0 | -100,00 |
| SLOVENIA | 684 143 | 646 930 | -5,44 | 760 148 | 595 876 | -21,61 |
| CZECH REPUBLIC | 560 334 | 360 736 | -35,62 | 493 975 | 394 739 | -20,09 |
| RUSSIA FEDERATION | 3 979 242 | 4 538 473 | 14,05 | 4 333 174 | 5 263 462 | 21,47 |
| -MINUMAN OLAHAN | 118 472 815 | 154 730 232 | 30,60 | 106 136 962 | 123 617 799 | 16,47 |
| JAPAN | 10 405 713 | 20 246 303 | 94,57 | 11 189 923 | 17 522 836 | 56,59 |
| HONG KONG | 6 843 798 | 8 098 522 | 18,33 | 8 136 990 | 7 856 941 | -3,44 |
| KOREA, REPUBLIC OF | 1 837 773 | 8 219 748 | 347,27 | 2 442 375 | 6 840 361 | 180,07 |
| TAIWAN | 6 079 464 | 4 640 049 | -23,68 | 5 887 821 | 4 235 539 | -28,06 |
| CHINA | 269 894 | 241 378 | -10,57 | 2 110 032 | 1 471 569 | -30,26 |
| MONGOLIA | 16 669 | 16 676 | 0,04 | 19 233 | 19 242 | 0,05 |
| MACAU | 148 526 | 107 482 | -27,63 | 126 635 | 76 792 | -39,36 |
| PAPUA NEW GUINEA | 3 291 364 | 3 654 904 | 11,05 | 1 025 085 | 1 651 734 | 61,13 |
| THAILAND | 3 258 872 | 2 865 470 | -12,07 | 5 915 168 | 3 200 734 | -45,89 |
| SINGAPORE | 20 317 500 | 22 082 455 | 8,69 | 19 054 350 | 22 740 719 | 19,35 |
| PHILIPPINES | 13 691 553 | 18 804 103 | 37,34 | 12 648 555 | 17 497 658 | 38,34 |
| MALAYSIA | 3 574 899 | 5 838 519 | 63,32 | 5 849 426 | 6 170 912 | 5,50 |
| MYANMAR | 54 365 | 0 | -100,00 | 106 394 | 0 | -100,00 |
| CAMBODIA | 84 748 | 34 930 | -58,78 | 81 445 | 24 289 | -70,18 |
| BRUNEI DARUSSALAM | 3 684 355 | 4 702 951 | 27,65 | 2 519 084 | 2 107 690 | -16,33 |
| VIET NAM | 2 318 437 | 828 401 | -64,27 | 1 850 430 | 669 435 | -63,82 |
| MALDIVES | 152 558 | 239 627 | 57,07 | 147 898 | 297 510 | 101,16 |
| INDIA | 7 968 | 3 150 | -60,47 | 5 147 | 12 598 | 144,76 |
| PAKISTAN | 0 | 53 917 | - | 0 | 60 163 | - |
| SRI LANKA | 947 | 0 | -100,00 | 2 106 | 0 | -100,00 |
| IRAN (ISLAMIC REPUBLIC OF) | 73 461 | 87 480 | 19,08 | 237 955 | 197 400 | -17,04 |
| SAUDI ARABIA | 1 063 101 | 514 163 | -51,64 | 416 358 | 242 184 | -41,83 |
| KUWAIT | 4 137 | 5 458 | 31,93 | 2 906 | 3 827 | 31,69 |
| LEBANON | 12 800 | 25 600 | 100,00 | 15 600 | 30 852 | 97,77 |
| PALESTINA | 0 | 33 080 | - | 0 | 17 360 | - |
| YEMEN | 80 259 | 1 478 | -98,16 | 49 674 | 1 375 | -97,23 |
| OMAN | 0 | 417 535 | - | 0 | 265 596 | - |
| UNITED ARAB EMIRATES | 231 384 | 360 668 | 55,87 | 324 640 | 257 778 | -20,60 |
| QATAR | 41 649 | 55 008 | 32,08 | 20 597 | 35 496 | 72,34 |
| BAHRAIN | 0 | 35 225 | - | 0 | 23 029 | - |
| EGYPT | 26 102 | 12 855 | -50,75 | 15 251 | 7 403 | -51,46 |
| LIBYAN ARAB JAMAHIRIYA | 72 | 34 080 | 47 233,33 | 190 | 12 110 | 6 273,68 |
| ALGERIA | 24 192 | 0 | -100,00 | 30 912 | 0 | -100,00 |
| SUDAN | 238 632 | 159 142 | -33,31 | 408 720 | 127 648 | -68,77 |
| TANZANIA, UNITED REP. OF | 12 800 | 12 800 | 0,00 | 14 720 | 14 080 | -4,35 |
| MADAGASCAR | 0 | 18 970 | - | 0 | 1 939 | - |

TABEL 5. PERKEMBANGAN EKSPOR INDONESIA MENURUT KOMODITI DAN NEGARA TUJUAN

| JENIS BARANG | BERAT BERSIH (KG) | | PERUB | NILAI FOB (US \$) | | PERUB |
|-----------------------------------|-------------------|-------------------|--------------|--------------------|--------------------|--------------|
| | JAN-SEP 2012 | JAN-SEP 2013 | % | JAN-SEP 2012 | JAN-SEP 2013 | % |
| (1) | (2) | (3) | (4) | (5) | (6) | (7) |
| KENYA | 133 287 | 62 948 | -52,77 | 106 789 | 51 890 | -51,41 |
| TOGO | 110 245 | 23 225 | -78,93 | 263 803 | 8 400 | -96,82 |
| GHANA | 88 680 | 0 | -100,00 | 92 458 | 0 | -100,00 |
| GUINEA | 32 321 | 2 106 | -93,48 | 84 152 | 2 048 | -97,57 |
| CONGO | 220 | 665 | 202,27 | 201 | 351 | 74,63 |
| CAMEROON | 439 | 14 975 | 3 311,16 | 112 | 17 442 | 15 473,21 |
| NIGERIA | 59 263 | 160 240 | 170,39 | 620 916 | 280 165 | -54,88 |
| SIERRA LEONE | 199 | 2 443 | 1 127,64 | 103 | 2 108 | 1 946,60 |
| COTE D'IVOIRE | 945 | 35 | -96,30 | 790 | 42 | -94,68 |
| SENEGAL | 0 | 20 | - | 0 | 24 | - |
| MALI | 0 | 13 | - | 0 | 12 | - |
| BENIN | 29 996 | 17 682 | -41,05 | 113 706 | 14 125 | -87,58 |
| GAMBIA | 0 | 145 | - | 0 | 86 | - |
| SEYCHELLES | 0 | 1 281 | - | 0 | 2 073 | - |
| UGANDA | 0 | 64 | - | 0 | 8 | - |
| NIGER | 581 | 0 | -100,00 | 209 | 0 | -100,00 |
| SOUTH AFRICA | 1 568 | 0 | -100,00 | 1 814 | 0 | -100,00 |
| MAURITIUS | 903 | 0 | -100,00 | 1 270 | 0 | -100,00 |
| AUSTRALIA | 7 050 680 | 4 810 296 | -31,78 | 7 811 687 | 5 333 474 | -31,72 |
| NEW ZEALAND | 30 505 | 67 972 | 122,82 | 51 251 | 55 797 | 8,87 |
| MICRONESIA, FED. STATES OF | 0 | 19 050 | - | 0 | 3 310 | - |
| NAURU | 10 518 | 120 238 | 1 043,16 | 3 345 | 49 517 | 1 380,33 |
| NEW CALEDONIA | 2 148 | 1 025 | -52,28 | 1 194 | 838 | -29,82 |
| NORTHERN MARIANA ISLANDS | 875 | 1 441 | 64,69 | 514 | 1 451 | 182,30 |
| VANUATU | 60 254 | 39 649 | -34,20 | 21 601 | 16 300 | -24,54 |
| AMERICAN SAMOA | 114 866 | 102 576 | -10,70 | 51 939 | 50 370 | -3,02 |
| FIJI | 0 | 8 110 | - | 0 | 16 328 | - |
| KIRIBATI | 84 927 | 93 865 | 10,52 | 18 377 | 16 415 | -10,68 |
| SAMOA | 8 646 | 18 929 | 118,93 | 5 236 | 17 292 | 230,25 |
| SOLOMON ISLANDS | 549 520 | 293 368 | -46,61 | 166 669 | 72 355 | -56,59 |
| TONGA | 63 899 | 18 230 | -71,47 | 56 509 | 41 068 | -27,32 |
| EAST TIMOR | 24 427 292 | 31 077 769 | 27,23 | 8 590 583 | 10 460 003 | 21,76 |
| UNITED STATES | 7 316 013 | 11 369 712 | 55,41 | 6 142 038 | 9 526 521 | 55,10 |
| CANADA | 2 218 | 470 359 | 21 106,45 | 5 964 | 389 269 | 6 426,98 |
| PANAMA | 0 | 10 175 | - | 0 | 12 925 | - |
| UNITED KINGDOM | 60 | 2 973 600 | 4 955 900,00 | 96 | 2 469 811 | 2 572 619,79 |
| NETHERLANDS | 288 369 | 269 279 | -6,62 | 1 154 696 | 796 868 | -30,99 |
| FRANCE | 1 990 | 380 | -80,90 | 2 449 | 1 920 | -21,60 |
| GERMANY, FED. REP. OF | 153 041 | 178 550 | 16,67 | 110 503 | 124 038 | 12,25 |
| BELGIUM | 208 | 2 052 | 886,54 | 153 | 1 070 | 599,35 |
| SWITZERLAND | 0 | 1 218 | - | 0 | 2 116 | - |
| FINLAND | 0 | 34 560 | - | 0 | 78 000 | - |
| IRELAND | 97 | 0 | -100,00 | 40 | 0 | -100,00 |
| ITALY | 0 | 4 700 | - | 0 | 825 | - |
| HUNGARY | 0 | 5 160 | - | 0 | 6 345 | - |
| SLOVENIA | 50 | 0 | -100,00 | 175 | 0 | -100,00 |
| -ROKOK DAN TEMBAKAU OLAHAN | 65 683 969 | 73 537 374 | 11,96 | 534 826 912 | 623 077 435 | 16,50 |
| JAPAN | 68 271 | 127 752 | 87,12 | 1 306 172 | 1 913 986 | 46,53 |
| HONG KONG | 26 657 | 217 834 | 717,17 | 644 419 | 1 950 092 | 202,61 |
| KOREA, DEM. PEOPLE'S REP. | 28 240 | 39 462 | 39,74 | 110 360 | 149 310 | 35,29 |
| KOREA, REPUBLIC OF | 348 520 | 164 337 | -52,85 | 2 126 594 | 920 526 | -56,71 |
| TAIWAN | 4 843 | 81 541 | 1 583,69 | 62 735 | 1 031 999 | 1 545,01 |
| CHINA | 128 248 | 78 728 | -38,61 | 709 596 | 615 669 | -13,24 |
| MACAU | 3 072 | 420 | -86,33 | 3 582 | 5 325 | 48,66 |
| PAPUA NEW GUINEA | 0 | 60 | - | 0 | 4 127 | - |
| THAILAND | 3 132 530 | 2 967 557 | -5,27 | 20 192 203 | 18 821 844 | -6,79 |
| SINGAPORE | 8 441 893 | 9 710 821 | 15,03 | 88 041 759 | 105 591 607 | 19,93 |
| PHILIPPINES | 1 302 317 | 1 970 467 | 51,30 | 10 095 545 | 9 871 733 | -2,22 |
| MALAYSIA | 13 132 434 | 12 434 145 | -5,32 | 154 766 918 | 178 989 641 | 15,65 |
| CAMBODIA | 22 070 692 | 24 007 039 | 8,77 | 149 877 467 | 164 008 626 | 9,43 |
| BRUNEI DARUSSALAM | 2 068 | 4 186 | 102,42 | 20 784 | 46 561 | 124,02 |
| LAO PEOPLE'S DEM. REP. | 28 | 9 340 | 33 257,14 | 202 | 202 507 | 100 150,99 |
| VIET NAM | 825 450 | 2 278 845 | 176,07 | 10 916 132 | 19 807 415 | 81,45 |
| MALDIVES | 15 | 44 431 | 296 106,67 | 50 | 551 619 | 1 103 138,00 |
| INDIA | 277 540 | 190 898 | -31,22 | 2 710 419 | 1 833 215 | -32,36 |
| PAKISTAN | 31 | 28 483 | 91 780,65 | 2 545 | 207 716 | 8 061,73 |
| BANGLADESH | 140 | 0 | -100,00 | 1 800 | 0 | -100,00 |
| SRI LANKA | 137 460 | 186 562 | 35,72 | 1 349 950 | 3 902 793 | 189,11 |
| IRAN (ISLAMIC REPUBLIC OF) | 1 287 782 | 2 573 052 | 99,80 | 5 498 785 | 10 856 036 | 97,43 |
| SAUDI ARABIA | 227 254 | 293 808 | 29,29 | 3 441 211 | 3 620 301 | 5,20 |
| ISRAEL | 180 | 0 | -100,00 | 2 250 | 0 | -100,00 |
| JORDAN | 0 | 28 728 | - | 0 | 113 400 | - |
| LEBANON | 102 144 | 83 708 | -18,05 | 403 200 | 359 336 | -10,88 |
| SYRIA ARAB REPUBLIC | 997 806 | 847 978 | -15,02 | 4 238 820 | 3 778 596 | -10,86 |
| TURKEY | 118 686 | 229 067 | 93,00 | 564 930 | 1 029 749 | 82,28 |
| UNITED ARAB EMIRATES | 281 558 | 1 846 091 | 555,67 | 2 066 857 | 10 264 027 | 396,60 |

TABEL 5. PERKEMBANGAN EKSPOR INDONESIA MENURUT KOMODITI DAN NEGARA TUJUAN

| JENIS BARANG | BERAT BERSIH (KG) | | PERUB | NILAI FOB (US \$) | | PERUB |
|----------------------------|-------------------|------------------|--------------|-------------------|-------------------|-------------|
| | JAN-SEP 2012 | JAN-SEP 2013 | % | JAN-SEP 2012 | JAN-SEP 2013 | % |
| | (1) | (2) | (3) | (4) | (5) | (6) |
| QATAR | 3 580 | 2 696 | -24,69 | 34 165 | 22 665 | -33,66 |
| BAHRAIN | 983 | 810 | -17,60 | 11 260 | 7 890 | -29,93 |
| CYPRUS | 1 634 | 2 908 | 77,97 | 44 479 | 80 561 | 81,12 |
| EGYPT | 978 540 | 173 640 | -82,26 | 2 950 588 | 615 363 | -79,14 |
| KENYA | 6 800 | 0 | -100,00 | 45 424 | 0 | -100,00 |
| CAMEROON | 0 | 54 450 | - | 0 | 219 882 | - |
| SENEGAL | 0 | 5 | - | 0 | 33 | - |
| MAURITANIA | 0 | 138 642 | - | 0 | 343 642 | - |
| DJIBOUTI | 0 | 71 820 | - | 0 | 283 500 | - |
| SOUTH AFRICA | 228 055 | 356 | -99,84 | 633 087 | 5 981 | -99,06 |
| ZIMBABWE | 59 400 | 0 | -100,00 | 148 500 | 0 | -100,00 |
| MAURITIUS | 264 | 528 | 100,00 | 4 640 | 9 280 | 100,00 |
| AUSTRALIA | 104 026 | 227 162 | 118,37 | 1 034 848 | 3 101 213 | 199,68 |
| NEW ZEALAND | 1 222 | 40 359 | 3 202,70 | 33 312 | 598 352 | 1 696,21 |
| MICRONESIA, FED. STATES OF | 0 | 188 | - | 0 | 1 877 | - |
| NEW CALEDONIA | 0 | 11 645 | - | 0 | 68 000 | - |
| VANUATU | 7 656 | 0 | -100,00 | 89 600 | 0 | -100,00 |
| EAST TIMOR | 717 878 | 851 767 | 18,65 | 10 771 842 | 11 110 624 | 3,15 |
| UNITED STATES | 3 898 083 | 2 890 181 | -25,86 | 13 561 535 | 12 179 892 | -10,19 |
| CANADA | 3 640 | 1 159 | -68,16 | 61 400 | 23 115 | -62,35 |
| MEXICO | 18 | 0 | -100,00 | 540 | 0 | -100,00 |
| HONDURAS | 18 524 | 0 | -100,00 | 175 050 | 0 | -100,00 |
| NICARAGUA | 154 000 | 18 000 | -88,31 | 1 131 767 | 136 102 | -87,97 |
| PANAMA | 10 522 | 537 910 | 5 012,24 | 47 175 | 1 826 702 | 3 772,18 |
| SURINAME | 0 | 80 | - | 0 | 4 400 | - |
| CHILE | 1 932 | 6 515 | 237,22 | 25 380 | 93 310 | 267,65 |
| ARGENTINA | 11 276 | 0 | -100,00 | 147 490 | 0 | -100,00 |
| BRAZIL | 101 770 | 87 205 | -14,31 | 807 561 | 656 964 | -18,65 |
| COLOMBIA | 280 | 350 | 25,00 | 3 800 | 4 880 | 28,42 |
| URUGUAY | 0 | 139 000 | - | 0 | 1 128 440 | - |
| PARAGUAY | 240 568 | 162 540 | -32,43 | 4 691 055 | 4 158 714 | -11,35 |
| PERU | 1 806 | 0 | -100,00 | 22 275 | 0 | -100,00 |
| BAHAMAS | 220 | 0 | -100,00 | 3 550 | 0 | -100,00 |
| PUERTO RICO | 261 000 | 1 185 000 | 354,02 | 661 180 | 2 687 784 | 306,51 |
| BELIZE | 0 | 170 610 | - | 0 | 575 710 | - |
| DOMINICAN REPUBLIC | 37 340 | 769 080 | 1 959,67 | 70 786 | 1 010 040 | 1 326,89 |
| HAITI | 0 | 19 200 | - | 0 | 34 286 | - |
| ARUBA | 0 | 3 575 | - | 0 | 62 146 | - |
| NETHERLANDS ANTILLES | 0 | 24 295 | - | 0 | 348 312 | - |
| UNITED KINGDOM | 274 076 | 340 486 | 24,23 | 1 230 610 | 1 374 429 | 11,69 |
| NETHERLANDS | 1 013 994 | 941 975 | -7,10 | 4 417 137 | 4 243 713 | -3,93 |
| FRANCE | 9 054 | 139 | -98,46 | 18 129 | 5 157 | -71,55 |
| GERMANY, FED. REP. OF | 1 066 051 | 737 766 | -30,79 | 10 392 371 | 8 519 119 | -18,03 |
| AUSTRIA | 1 266 | 1 199 | -5,29 | 20 756 | 19 500 | -6,05 |
| BELGIUM | 2 678 745 | 2 448 931 | -8,58 | 14 618 333 | 15 886 034 | 8,67 |
| SWITZERLAND | 1 003 | 1 015 | 1,20 | 16 423 | 27 168 | 65,43 |
| DENMARK | 87 029 | 109 174 | 25,45 | 1 246 436 | 2 013 436 | 61,54 |
| SWEDEN | 1 553 | 8 600 | 453,77 | 27 002 | 41 968 | 55,43 |
| ITALY | 376 306 | 318 623 | -15,33 | 1 114 708 | 853 548 | -23,43 |
| SPAIN | 40 459 | 63 162 | 56,11 | 315 229 | 837 669 | 165,73 |
| PORTUGAL | 0 | 13 316 | - | 0 | 581 624 | - |
| HUNGARY | 1 013 | 1 551 | 53,11 | 17 381 | 26 630 | 53,21 |
| POLAND | 8 068 | 33 840 | 319,43 | 132 152 | 520 738 | 294,04 |
| ROMANIA | 1 958 | 2 524 | 28,91 | 33 682 | 45 120 | 33,96 |
| BULGARIA | 660 | 19 800 | 2 900,00 | 11 600 | 56 086 | 383,50 |
| ALBANIA | 14 364 | 0 | -100,00 | 56 700 | 0 | -100,00 |
| UKRAINE | 17 820 | 0 | -100,00 | 41 877 | 0 | -100,00 |
| LITHUANIA | 132 767 | 103 800 | -21,82 | 4 183 106 | 4 324 054 | 3,37 |
| GEORGIA | 451 | 31 | -93,13 | 11 824 | 2 122 | -82,05 |
| SLOVAKIA | 39 747 | 110 | -99,72 | 100 901 | 3 471 | -96,56 |
| CZECH REPUBLIC | 8 399 | 1 736 | -79,33 | 86 169 | 29 041 | -66,30 |
| RUSSIA FEDERATION | 112 310 | 352 580 | 213,93 | 366 812 | 1 819 392 | 396,00 |
| -DAGING TERNAK | 2 707 039 | 2 614 370 | -3,42 | 13 953 332 | 14 215 870 | 1,88 |
| JAPAN | 10 800 | 1 800 | -83,33 | 71 626 | 12 376 | -82,72 |
| HONG KONG | 132 760 | 118 242 | -10,94 | 136 048 | 107 932 | -20,67 |
| KOREA, REPUBLIC OF | 0 | 22 640 | - | 0 | 98 454 | - |
| CHINA | 54 074 | 1 784 | -96,70 | 27 039 | 11 402 | -57,83 |
| SINGAPORE | 0 | 2 048 | - | 0 | 4 824 | - |
| MALAYSIA | 8 471 | 32 075 | 278,64 | 10 574 | 96 951 | 816,88 |
| VIET NAM | 0 | 30 095 | - | 0 | 6 947 | - |
| EAST TIMOR | 0 | 178 | - | 0 | 55 | - |
| UNITED STATES | 9 912 | 0 | -100,00 | 65 595 | 0 | -100,00 |
| CANADA | 37 974 | 38 294 | 0,84 | 270 581 | 277 323 | 2,49 |
| NETHERLANDS | 33 660 | 243 068 | 622,13 | 206 018 | 1 563 056 | 658,70 |
| FRANCE | 544 282 | 558 502 | 2,61 | 3 041 228 | 3 608 101 | 18,64 |
| BELGIUM | 1 875 106 | 1 565 638 | -16,50 | 10 124 623 | 8 428 379 | -16,75 |

TABEL 5. PERKEMBANGAN EKSPOR INDONESIA MENURUT KOMODITI DAN NEGARA TUJUAN

| JENIS BARANG | BERAT BERSIH (KG) | | PERUB | NILAI FOB (US \$) | | PERUB |
|----------------------------|--------------------|--------------------|--------------|--------------------|----------------------|-------------|
| | JAN-SEP 2012 | JAN-SEP 2013 | % | JAN-SEP 2012 | JAN-SEP 2013 | % |
| (1) | (2) | (3) | (4) | (5) | (6) | (7) |
| FINLAND | 0 | 6 | - | 0 | 70 | - |
| -IKAN OLAHAN | 190 564 201 | 182 547 247 | -4,21 | 995 284 944 | 1 067 098 354 | 7,22 |
| JAPAN | 29 485 051 | 23 955 432 | -18,75 | 212 522 712 | 162 844 313 | -23,38 |
| HONG KONG | 1 004 192 | 1 059 969 | 5,55 | 8 679 696 | 9 191 716 | 5,90 |
| KOREA, REPUBLIC OF | 5 819 741 | 5 390 287 | -7,38 | 13 939 480 | 17 239 267 | 23,67 |
| TAIWAN | 3 905 006 | 2 794 578 | -28,44 | 8 409 183 | 7 383 244 | -12,20 |
| CHINA | 1 563 476 | 2 651 860 | 69,61 | 4 079 291 | 5 205 504 | 27,61 |
| MONGOLIA | 12 | 0 | -100,00 | 12 | 0 | -100,00 |
| MACAU | 64 | 0 | -100,00 | 64 | 0 | -100,00 |
| PAPUA NEW GUINEA | 1 262 580 | 1 262 388 | -0,02 | 1 862 010 | 2 014 975 | 8,22 |
| THAILAND | 21 800 033 | 11 922 478 | -45,31 | 37 953 600 | 42 189 473 | 11,16 |
| SINGAPORE | 8 177 285 | 2 773 076 | -66,09 | 19 305 888 | 11 397 094 | -40,97 |
| PHILIPPINES | 395 528 | 320 894 | -18,87 | 1 796 093 | 687 350 | -61,73 |
| MALAYSIA | 6 917 911 | 6 246 547 | -9,70 | 15 426 437 | 16 550 507 | 7,29 |
| MYANMAR | 1 | 0 | -100,00 | 15 | 0 | -100,00 |
| CAMBODIA | 16 645 | 25 | -99,85 | 4 325 | 50 | -98,84 |
| BRUNEI DARUSSALAM | 57 808 | 21 311 | -63,13 | 199 364 | 39 478 | -80,20 |
| VIET NAM | 3 171 050 | 3 581 978 | 12,96 | 9 288 896 | 6 876 173 | -25,97 |
| MALDIVES | 1 017 | 3 155 | 210,23 | 16 195 | 138 817 | 757,16 |
| INDIA | 16 200 | 40 | -99,75 | 121 284 | 500 | -99,59 |
| PAKISTAN | 16 879 | 0 | -100,00 | 47 850 | 0 | -100,00 |
| BANGLADESH | 34 | 0 | -100,00 | 875 | 0 | -100,00 |
| SRI LANKA | 3 473 566 | 3 780 908 | 8,85 | 4 612 600 | 5 360 447 | 16,21 |
| IRAQ | 31 008 | 0 | -100,00 | 136 750 | 0 | -100,00 |
| IRAN (ISLAMIC REPUBLIC OF) | 98 287 | 40 000 | -59,30 | 302 960 | 119 040 | -60,71 |
| SAUDI ARABIA | 7 707 182 | 8 999 919 | 16,77 | 39 026 691 | 47 661 472 | 22,13 |
| ISRAEL | 203 255 | 434 895 | 113,97 | 1 049 080 | 2 001 785 | 90,81 |
| KUWAIT | 327 372 | 473 972 | 44,78 | 1 517 167 | 2 222 112 | 46,46 |
| JORDAN | 1 607 124 | 1 392 015 | -13,38 | 6 737 279 | 6 054 196 | -10,14 |
| LEBANON | 36 835 | 129 693 | 252,09 | 268 949 | 542 622 | 101,76 |
| YEMEN | 1 994 188 | 1 243 029 | -37,67 | 8 876 748 | 5 103 477 | -42,51 |
| OMAN | 1 117 564 | 496 765 | -55,55 | 5 356 147 | 2 415 989 | -54,89 |
| SYRIA ARAB REPUBLIC | 15 096 | 40 040 | 165,24 | 59 208 | 119 293 | 101,48 |
| TURKEY | 144 025 | 109 556 | -23,93 | 762 315 | 459 105 | -39,77 |
| UNITED ARAB EMIRATES | 504 996 | 248 795 | -50,73 | 2 417 805 | 2 006 803 | -17,00 |
| QATAR | 15 576 | 37 119 | 138,31 | 76 163 | 206 005 | 170,48 |
| BAHRAIN | 600 | 4 958 | 726,33 | 12 300 | 39 684 | 222,63 |
| CYPRUS | 2 000 | 500 | -75,00 | 14 202 | 2 869 | -79,80 |
| EGYPT | 1 202 538 | 1 209 560 | 0,58 | 3 784 166 | 5 056 055 | 33,61 |
| LIBYAN ARAB JAMAHIRIYA | 1 023 780 | 1 474 522 | 44,03 | 4 079 660 | 7 448 188 | 82,57 |
| TUNISIA | 68 660 | 32 000 | -53,39 | 295 060 | 76 200 | -74,17 |
| ALGERIA | 999 580 | 700 000 | -29,97 | 3 823 962 | 2 505 300 | -34,48 |
| SUDAN | 102 | 78 375 | 76 738,24 | 204 | 240 180 | 117 635,29 |
| NAMIBIA | 32 232 | 248 292 | 670,33 | 147 851 | 596 868 | 303,70 |
| TANZANIA, UNITED REP. OF | 209 628 | 295 500 | 40,96 | 393 700 | 810 000 | 105,74 |
| MADAGASCAR | 52 290 | 37 100 | -29,05 | 140 940 | 90 557 | -35,75 |
| KENYA | 62 000 | 108 500 | 75,00 | 101 200 | 180 000 | 77,87 |
| REUNION | 89 277 | 49 297 | -44,78 | 865 888 | 317 817 | -63,30 |
| MOZAMBIQUE | 170 500 | 893 655 | 424,14 | 364 880 | 1 170 276 | 220,73 |
| EQUATORIAL GUINEA | 338 750 | 20 000 | -94,10 | 1 028 740 | 57 600 | -94,40 |
| TOGO | 342 388 | 394 642 | 15,26 | 896 200 | 1 111 282 | 24,00 |
| GHANA | 2 385 007 | 3 930 080 | 64,78 | 5 888 972 | 8 817 856 | 49,74 |
| LIBERIA | 246 100 | 156 433 | -36,44 | 679 675 | 447 080 | -34,22 |
| GUINEA | 17 500 | 5 250 | -70,00 | 48 300 | 4 275 | -91,15 |
| ANGOLA | 2 147 125 | 735 266 | -65,76 | 5 359 843 | 1 391 567 | -74,04 |
| CONGO | 364 220 | 96 529 | -73,50 | 984 797 | 251 310 | -74,48 |
| CAMEROON | 1 207 442 | 237 627 | -80,32 | 3 112 176 | 641 495 | -79,39 |
| NIGERIA | 1 231 455 | 482 813 | -60,79 | 3 619 680 | 1 200 697 | -66,83 |
| SIERRA LEONE | 98 750 | 133 194 | 34,88 | 314 200 | 318 700 | 1,43 |
| GABON | 315 252 | 74 803 | -76,27 | 856 172 | 171 829 | -79,93 |
| COTE D'IVOIRE | 535 388 | 703 741 | 31,45 | 1 511 300 | 1 728 245 | 14,35 |
| SENEGAL | 87 000 | 60 000 | -31,03 | 195 900 | 172 480 | -11,96 |
| MAURITANIA | 159 063 | 0 | -100,00 | 483 123 | 0 | -100,00 |
| MALI | 35 000 | 20 000 | -42,86 | 95 200 | 55 200 | -42,02 |
| BENIN | 576 977 | 481 067 | -16,62 | 1 571 444 | 1 335 649 | -15,00 |
| GUINEA BISSAU | 0 | 20 000 | - | 0 | 57 600 | - |
| GAMBIA | 211 250 | 220 000 | 4,14 | 641 640 | 639 150 | -0,39 |
| SAO TOME AND PRINCIPE | 65 | 0 | -100,00 | 575 | 0 | -100,00 |
| SOUTH AFRICA | 372 593 | 317 255 | -14,85 | 1 014 728 | 1 186 003 | 16,88 |
| ZIMBABWE | 0 | 40 825 | - | 0 | 121 888 | - |
| MALAWI | 0 | 15 500 | - | 0 | 29 000 | - |
| COMOROS | 60 000 | 0 | -100,00 | 186 880 | 0 | -100,00 |
| MAURITIUS | 210 310 | 234 461 | 11,48 | 791 815 | 703 283 | -11,18 |
| AUSTRALIA | 2 614 709 | 3 055 637 | 16,86 | 19 392 871 | 21 700 409 | 11,90 |
| NEW ZEALAND | 84 971 | 78 976 | -7,06 | 358 273 | 340 600 | -4,93 |
| GUAM | 32 000 | 92 927 | 190,40 | 165 875 | 664 863 | 300,82 |

TABEL 5. PERKEMBANGAN EKSPOR INDONESIA MENURUT KOMODITI DAN NEGARA TUJUAN

| JENIS BARANG | BERAT BERSIH (KG) | | PERUB | NILAI FOB (US \$) | | PERUB |
|-------------------------------|-------------------|----------------|---------------|-------------------|----------------|--------------|
| | JAN-SEP 2012 | JAN-SEP 2013 | % | JAN-SEP 2012 | JAN-SEP 2013 | % |
| (1) | (2) | (3) | (4) | (5) | (6) | (7) |
| NEW CALEDONIA | 0 | 60 002 | - | 0 | 171 420 | - |
| NORTHERN MARIANA ISLANDS | 0 | 155 | - | 0 | 236 | - |
| VANUATU | 0 | 1 500 | - | 0 | 7 191 | - |
| AMERICAN SAMOA | 90 576 | 18 595 | -79,47 | 479 060 | 25 522 | -94,67 |
| FIJI | 136 643 | 109 613 | -19,78 | 343 961 | 273 075 | -20,61 |
| KIRIBATI | 0 | 708 | - | 0 | 2 178 | - |
| SAMOA | 70 482 | 129 280 | 83,42 | 117 340 | 174 622 | 48,82 |
| SOLOMON ISLANDS | 23 843 | 0 | -100,00 | 36 919 | 0 | -100,00 |
| TUVALU | 0 | 714 | - | 0 | 1 990 | - |
| EAST TIMOR | 1 040 257 | 879 540 | -15,45 | 1 764 709 | 1 319 383 | -25,24 |
| UNITED STATES | 41 021 095 | 43 691 667 | 6,51 | 360 421 857 | 405 135 183 | 12,41 |
| CANADA | 1 476 653 | 1 834 197 | 24,21 | 8 699 444 | 10 419 655 | 19,77 |
| MEXICO | 151 168 | 469 000 | 210,25 | 999 020 | 3 085 282 | 208,83 |
| GUATEMALA | 0 | 32 111 | - | 0 | 59 992 | - |
| PANAMA | 30 532 | 1 961 669 | 6 324,96 | 318 082 | 1 620 360 | 409,42 |
| CHILE | 61 864 | 124 275 | 100,88 | 322 000 | 733 087 | 127,67 |
| VENEZUELA | 48 161 | 0 | -100,00 | 499 044 | 0 | -100,00 |
| BRAZIL | 14 000 | 0 | -100,00 | 13 440 | 0 | -100,00 |
| COLOMBIA | 0 | 16 250 | - | 0 | 49 500 | - |
| PERU | 154 936 | 646 272 | 317,12 | 788 622 | 3 209 560 | 306,98 |
| PUERTO RICO | 202 513 | 199 841 | -1,32 | 2 164 288 | 2 089 285 | -3,47 |
| DOMINICAN REPUBLIC | 37 970 | 87 723 | 131,03 | 305 727 | 403 824 | 32,09 |
| COSTA RICA | 0 | 22 000 | - | 0 | 136 000 | - |
| BERMUDA | 18 371 | 17 352 | -5,55 | 155 678 | 154 661 | -0,65 |
| CAPE VERDE | 18 750 | 0 | -100,00 | 51 000 | 0 | -100,00 |
| MARTINIQUE | 50 520 | 93 510 | 85,10 | 207 477 | 296 390 | 42,85 |
| NETHERLANDS ANTILLES | 9 000 | 23 081 | 156,46 | 67 638 | 175 008 | 158,74 |
| GAUDELOUPE | 18 480 | 16 345 | -11,55 | 131 558 | 132 660 | 0,84 |
| UNITED KINGDOM | 5 707 400 | 8 786 747 | 53,95 | 31 233 540 | 48 492 434 | 55,26 |
| NETHERLANDS | 3 257 274 | 4 586 145 | 40,80 | 22 818 255 | 36 658 410 | 60,65 |
| FRANCE | 979 080 | 1 698 382 | 73,47 | 5 800 611 | 11 123 964 | 91,77 |
| GERMANY, FED. REP. OF | 5 842 827 | 6 529 058 | 11,74 | 24 481 531 | 33 308 971 | 36,06 |
| AUSTRIA | 15 984 | 35 005 | 119,00 | 68 040 | 85 778 | 26,07 |
| BELGIUM | 2 636 084 | 2 251 451 | -14,59 | 13 204 438 | 12 132 790 | -8,12 |
| SWITZERLAND | 36 096 | 111 908 | 210,03 | 180 600 | 519 262 | 187,52 |
| MONACO | 0 | 31 000 | - | 0 | 48 000 | - |
| DENMARK | 261 118 | 374 895 | 43,57 | 1 445 099 | 1 786 300 | 23,61 |
| NORWAY | 0 | 772 | - | 0 | 6 374 | - |
| SWEDEN | 41 069 | 88 805 | 116,23 | 564 831 | 606 556 | 7,39 |
| FINLAND | 7 330 | 17 250 | 135,33 | 88 494 | 318 750 | 260,19 |
| ITALY | 856 181 | 2 947 165 | 244,22 | 5 772 434 | 24 942 328 | 332,09 |
| SPAIN | 2 465 760 | 581 409 | -76,42 | 13 927 676 | 4 594 508 | -67,01 |
| PORTUGAL | 206 150 | 3 646 182 | 1 668,70 | 1 195 515 | 22 516 517 | 1 783,42 |
| GREECE | 28 416 | 84 916 | 198,83 | 191 660 | 397 339 | 107,31 |
| ANDORRA | 41 620 | 0 | -100,00 | 127 818 | 0 | -100,00 |
| THE DEMOCRATIC REPUBLIC OF TH | 1 273 103 | 1 056 568 | -17,01 | 2 688 780 | 2 675 233 | -0,50 |
| HUNGARY | 15 984 | 0 | -100,00 | 68 040 | 0 | -100,00 |
| POLAND | 251 093 | 15 126 | -93,98 | 1 102 131 | 74 290 | -93,26 |
| BULGARIA | 156 950 | 221 076 | 40,86 | 465 862 | 830 793 | 78,33 |
| BELARUS | 58 000 | 0 | -100,00 | 1 742 250 | 0 | -100,00 |
| UKRAINE | 144 426 | 205 603 | 42,36 | 1 284 241 | 1 322 069 | 2,95 |
| LITHUANIA | 307 576 | 61 076 | -80,14 | 2 664 941 | 353 627 | -86,73 |
| LATVIA | 31 471 | 0 | -100,00 | 220 235 | 0 | -100,00 |
| ESTONIA | 0 | 8 413 | - | 0 | 138 796 | - |
| CROATIA | 192 281 | 438 736 | 128,17 | 950 050 | 2 021 910 | 112,82 |
| BOSNIA AND HERZEGOVINA | 130 368 | 58 368 | -55,23 | 588 600 | 268 186 | -54,44 |
| MALTA | 8 990 | 15 857 | 76,38 | 38 877 | 67 580 | 73,83 |
| SLOVAKIA | 0 | 29 376 | - | 0 | 147 600 | - |
| SLOVENIA | 0 | 60 984 | - | 0 | 199 950 | - |
| CZECH REPUBLIC | 28 560 | 146 064 | 411,43 | 166 464 | 761 780 | 357,62 |
| REP. OF MACEDONIA | 0 | 15 125 | - | 0 | 43 580 | - |
| RUSSIA FEDERATION | 2 434 107 | 1 697 864 | -30,25 | 16 241 543 | 12 430 703 | -23,46 |
| SERBIA | 0 | 160 512 | - | 0 | 835 050 | - |
| -BERAS GILING | 400 843 | 865 194 | 115,84 | 656 119 | 870 964 | 32,74 |
| JAPAN | 0 | 10 | - | 0 | 5 | - |
| HONG KONG | 0 | 229 | - | 0 | 567 | - |
| TAIWAN | 0 | 72 000 | - | 0 | 86 400 | - |
| PAPUA NEW GUINEA | 0 | 1 710 | - | 0 | 1 766 | - |
| THAILAND | 0 | 400 000 | - | 0 | 218 000 | - |
| SINGAPORE | 245 000 | 179 000 | -26,94 | 364 674 | 256 209 | -29,74 |
| MALAYSIA | 31 370 | 21 000 | -33,06 | 50 316 | 23 123 | -54,04 |
| CAMBODIA | 0 | 20 000 | - | 0 | 11 000 | - |
| SOUTH AFRICA | 5 400 | 0 | -100,00 | 38 102 | 0 | -100,00 |
| AUSTRALIA | 0 | 419 | - | 0 | 1 326 | - |
| EAST TIMOR | 50 | 9 386 | 18 672,00 | 27 | 5 716 | 21 070,37 |
| UNITED STATES | 70 633 | 58 780 | -16,78 | 122 590 | 83 997 | -31,48 |

TABEL 5. PERKEMBANGAN EKSPOR INDONESIA MENURUT KOMODITI DAN NEGARA TUJUAN

| JENIS BARANG | BERAT BERSIH (KG) | | PERUB | NILAI FOB (US \$) | | PERUB |
|----------------------------|-------------------|------------------|---------------|-------------------|-------------------|---------------|
| | JAN-SEP 2012 | JAN-SEP 2013 | % | JAN-SEP 2012 | JAN-SEP 2013 | % |
| | (1) | (2) | (3) | (4) | (5) | (6) |
| GERMANY, FED. REP. OF | 48 390 | 67 360 | 39,20 | 80 410 | 121 082 | 50,58 |
| BELGIUM | 0 | 18 500 | - | 0 | 31 659 | - |
| ITALY | 0 | 16 800 | - | 0 | 30 114 | - |
| -KOPI OLAHAN | 50 418 | 15 070 | -70,11 | 313 638 | 50 190 | -84,00 |
| JAPAN | 0 | 600 | - | 0 | 4 164 | - |
| TAIWAN | 0 | 78 | - | 0 | 1 273 | - |
| CHINA | 0 | 32 | - | 0 | 1 877 | - |
| MALAYSIA | 14 398 | 14 359 | -0,27 | 42 874 | 42 875 | 0,00 |
| UNITED STATES | 36 000 | 0 | -100,00 | 270 000 | 0 | -100,00 |
| NETHERLANDS | 20 | 0 | -100,00 | 764 | 0 | -100,00 |
| GERMANY, FED. REP. OF | 0 | 1 | - | 0 | 1 | - |
| -TEH OLAHAN | 5 926 239 | 4 954 082 | -16,40 | 22 392 009 | 19 998 048 | -10,69 |
| JAPAN | 21 323 | 8 254 | -61,29 | 79 606 | 22 461 | -71,78 |
| HONG KONG | 898 | 1 595 | 77,62 | 5 653 | 4 966 | -12,15 |
| KOREA, REPUBLIC OF | 674 | 946 | 40,36 | 4 411 | 8 453 | 91,63 |
| TAIWAN | 256 872 | 420 272 | 63,61 | 1 082 887 | 1 339 284 | 23,68 |
| CHINA | 194 604 | 276 850 | 42,26 | 254 211 | 226 920 | -10,74 |
| MONGOLIA | 39 259 | 39 004 | -0,65 | 243 709 | 259 868 | 6,63 |
| PAPUA NEW GUINEA | 4 | 33 241 | 830 925,00 | 40 | 213 891 | 534 627,50 |
| THAILAND | 37 820 | 55 410 | 46,51 | 302 695 | 464 326 | 53,40 |
| SINGAPORE | 319 040 | 281 111 | -11,89 | 1 803 424 | 1 468 357 | -18,58 |
| PHILIPPINES | 51 436 | 50 018 | -2,76 | 503 427 | 520 129 | 3,32 |
| MALAYSIA | 968 426 | 900 337 | -7,03 | 3 649 765 | 3 968 512 | 8,73 |
| CAMBODIA | 1 229 | 1 128 | -8,22 | 8 828 | 8 571 | -2,91 |
| BRUNEI DARUSSALAM | 1 134 | 2 190 | 93,12 | 7 180 | 11 785 | 64,14 |
| VIET NAM | 305 770 | 183 239 | -40,07 | 1 725 013 | 1 185 858 | -31,26 |
| MALDIVES | 250 | 3 564 | 1 325,60 | 800 | 20 572 | 2 471,50 |
| INDIA | 0 | 12 180 | - | 0 | 23 720 | - |
| PAKISTAN | 820 096 | 372 038 | -54,63 | 1 986 510 | 693 208 | -65,10 |
| AFGHANISTAN | 654 075 | 137 340 | -79,00 | 1 104 269 | 257 475 | -76,68 |
| IRAN (ISLAMIC REPUBLIC OF) | 135 640 | 92 400 | -31,88 | 360 805 | 266 915 | -26,02 |
| SAUDI ARABIA | 68 090 | 32 306 | -52,55 | 545 482 | 241 349 | -55,75 |
| UNITED ARAB EMIRATES | 33 516 | 280 | -99,16 | 48 024 | 1 055 | -97,80 |
| QATAR | 65 | 64 | -1,54 | 250 | 144 | -42,40 |
| LIBYAN ARAB JAMAHIRIYA | 23 | 0 | -100,00 | 59 | 0 | -100,00 |
| GUINEA | 7 899 | 0 | -100,00 | 22 627 | 0 | -100,00 |
| ANGOLA | 0 | 1 | - | 0 | 3 | - |
| NIGERIA | 0 | 300 | - | 0 | 3 300 | - |
| MALI | 0 | 10 | - | 0 | 24 | - |
| BURKINA FASO | 15 216 | 0 | -100,00 | 59 200 | 0 | -100,00 |
| SOUTH AFRICA | 0 | 25 | - | 0 | 570 | - |
| AUSTRALIA | 1 121 617 | 1 246 871 | 11,17 | 5 799 981 | 6 059 926 | 4,48 |
| NEW ZEALAND | 438 969 | 404 099 | -7,94 | 1 805 338 | 1 738 162 | -3,72 |
| GUAM | 0 | 78 | - | 0 | 1 186 | - |
| NEW CALEDONIA | 1 575 | 604 | -61,65 | 1 451 | 514 | -64,58 |
| VANUATU | 91 | 165 | 81,32 | 678 | 980 | 44,54 |
| FIJI | 0 | 12 967 | - | 0 | 82 275 | - |
| KIRIBATI | 0 | 300 | - | 0 | 1 000 | - |
| SAMOA | 0 | 50 | - | 0 | 650 | - |
| SOLOMON ISLANDS | 386 | 300 | -22,28 | 1 540 | 1 220 | -20,78 |
| EAST TIMOR | 85 191 | 75 809 | -11,01 | 124 420 | 82 731 | -33,51 |
| UNITED STATES | 41 382 | 148 904 | 259,83 | 79 474 | 290 377 | 265,37 |
| CANADA | 0 | 2 010 | - | 0 | 30 110 | - |
| SURINAME | 4 180 | 3 550 | -15,07 | 29 950 | 29 705 | -0,82 |
| UNITED KINGDOM | 78 000 | 0 | -100,00 | 137 070 | 0 | -100,00 |
| NETHERLANDS | 29 000 | 30 499 | 5,17 | 54 600 | 74 002 | 35,53 |
| FRANCE | 15 | 0 | -100,00 | 30 | 0 | -100,00 |
| GERMANY, FED. REP. OF | 143 169 | 53 207 | -62,84 | 374 331 | 138 133 | -63,10 |
| DENMARK | 0 | 45 | - | 0 | 321 | - |
| ITALY | 180 | 200 | 11,11 | 345 | 357 | 3,48 |
| SPAIN | 0 | 21 145 | - | 0 | 73 016 | - |
| LATVIA | 35 048 | 35 120 | 0,21 | 123 394 | 127 125 | 3,02 |
| RUSSIA FEDERATION | 14 077 | 14 056 | -0,15 | 60 532 | 54 542 | -9,90 |
| -GULA PASIR | 529 513 | 465 078 | -12,17 | 946 171 | 883 427 | -6,63 |
| JAPAN | 1 051 | 11 665 | 1 009,90 | 2 230 | 11 709 | 425,07 |
| HONG KONG | 26 617 | 31 789 | 19,43 | 55 425 | 65 940 | 18,97 |
| KOREA, REPUBLIC OF | 2 100 | 610 | -70,95 | 7 435 | 1 472 | -80,20 |
| TAIWAN | 828 | 10 778 | 1 201,69 | 1 528 | 26 673 | 1 645,62 |
| PAPUA NEW GUINEA | 0 | 299 | - | 0 | 852 | - |
| SINGAPORE | 23 810 | 26 253 | 10,26 | 24 487 | 18 156 | -25,85 |
| MALAYSIA | 135 983 | 151 029 | 11,06 | 48 875 | 108 175 | 121,33 |
| SAUDI ARABIA | 26 750 | 0 | -100,00 | 21 100 | 0 | -100,00 |
| UNITED ARAB EMIRATES | 900 | 3 845 | 327,22 | 200 | 2 733 | 1 266,50 |
| QATAR | 0 | 638 | - | 0 | 776 | - |

TABEL 5. PERKEMBANGAN EKSPOR INDONESIA MENURUT KOMODITI DAN NEGARA TUJUAN

| JENIS BARANG | BERAT BERSIH (KG) | | PERUB | NILAI FOB (US \$) | | PERUB |
|--------------------------------|--------------------|--------------------|---------------|----------------------|----------------------|--------------|
| | JAN-SEP 2012 | JAN-SEP 2013 | % | JAN-SEP 2012 | JAN-SEP 2013 | % |
| | (1) | (2) | (3) | (4) | (5) | (6) |
| NIGERIA | 225 | 0 | -100,00 | 328 | 0 | -100,00 |
| NIGER | 2 000 | 0 | -100,00 | 3 180 | 0 | -100,00 |
| SOUTH AFRICA | 30 | 0 | -100,00 | 103 | 0 | -100,00 |
| AUSTRALIA | 20 682 | 11 391 | -44,92 | 44 922 | 17 068 | -62,01 |
| NEW ZEALAND | 14 960 | 3 000 | -79,95 | 33 640 | 7 320 | -78,24 |
| NEW CALEDONIA | 199 | 48 | -75,88 | 245 | 37 | -84,90 |
| EAST TIMOR | 3 259 | 9 079 | 178,58 | 3 172 | 5 933 | 87,04 |
| UNITED STATES | 197 644 | 106 349 | -46,19 | 518 661 | 345 353 | -33,41 |
| CANADA | 44 714 | 35 336 | -20,97 | 115 107 | 87 744 | -23,77 |
| UNITED KINGDOM | 3 000 | 13 180 | 339,33 | 5 250 | 44 858 | 754,44 |
| NETHERLANDS | 10 630 | 24 265 | 128,27 | 18 763 | 72 128 | 284,42 |
| GERMANY, FED. REP. OF | 7 881 | 8 345 | 5,89 | 21 335 | 33 364 | 56,38 |
| BELGIUM | 5 000 | 0 | -100,00 | 16 710 | 0 | -100,00 |
| HUNGARY | 0 | 16 200 | - | 0 | 27 816 | - |
| ESTONIA | 1 250 | 979 | -21,68 | 3 475 | 5 320 | 53,09 |
| -GULA LAINNYA | 21 428 704 | 16 368 269 | -23,62 | 16 488 996 | 23 830 860 | 44,53 |
| JAPAN | 14 772 | 99 880 | 576,14 | 30 431 | 101 207 | 232,58 |
| HONG KONG | 75 517 | 85 322 | 12,98 | 76 948 | 87 978 | 14,33 |
| KOREA, REPUBLIC OF | 141 835 | 227 958 | 60,72 | 164 969 | 293 601 | 77,97 |
| TAIWAN | 19 155 | 41 826 | 118,36 | 16 881 | 58 870 | 248,74 |
| CHINA | 7 733 755 | 1 643 925 | -78,74 | 789 350 | 1 922 974 | 143,61 |
| MACAU | 0 | 1 012 | - | 0 | 4 534 | - |
| PAPUA NEW GUINEA | 0 | 112 | - | 0 | 190 | - |
| THAILAND | 4 000 | 148 284 | 3 607,10 | 14 240 | 115 318 | 709,82 |
| SINGAPORE | 813 906 | 606 665 | -25,46 | 963 999 | 861 840 | -10,60 |
| PHILIPPINES | 6 739 | 6 702 | -0,55 | 15 262 | 42 075 | 175,68 |
| MALAYSIA | 748 543 | 561 817 | -24,95 | 318 333 | 635 308 | 99,57 |
| MYANMAR | 0 | 3 000 | - | 0 | 8 100 | - |
| BRUNEI DARUSSALAM | 202 | 728 | 260,40 | 832 | 2 559 | 207,57 |
| VIET NAM | 0 | 200 | - | 0 | 940 | - |
| MALDIVES | 60 283 | 10 676 | -82,29 | 22 678 | 7 919 | -65,08 |
| INDIA | 32 601 | 39 825 | 22,16 | 50 863 | 33 792 | -33,56 |
| PAKISTAN | 11 262 | 6 290 | -44,15 | 21 549 | 5 264 | -75,57 |
| SRI LANKA | 130 | 0 | -100,00 | 175 | 0 | -100,00 |
| SAUDI ARABIA | 64 270 | 144 076 | 124,17 | 91 244 | 212 255 | 132,62 |
| ISRAEL | 83 768 | 20 942 | -75,00 | 90 672 | 24 100 | -73,42 |
| KUWAIT | 6 238 | 9 | -99,86 | 9 637 | 27 | -99,72 |
| JORDAN | 0 | 46 | - | 0 | 134 | - |
| LEBANON | 113 | 0 | -100,00 | 442 | 0 | -100,00 |
| YEMEN | 252 | 1 824 | 623,81 | 1 032 | 6 296 | 510,08 |
| UNITED ARAB EMIRATES | 5 387 | 1 803 | -66,53 | 6 121 | 2 625 | -57,11 |
| QATAR | 0 | 771 | - | 0 | 1 880 | - |
| NIGERIA | 9 312 | 0 | -100,00 | 15 135 | 0 | -100,00 |
| MAURITANIA | 0 | 765 | - | 0 | 1 043 | - |
| BENIN | 0 | 3 635 | - | 0 | 1 409 | - |
| SOUTH AFRICA | 38 250 | 78 500 | 105,23 | 28 689 | 63 912 | 122,78 |
| MAURITIUS | 1 494 | 0 | -100,00 | 1 312 | 0 | -100,00 |
| AUSTRALIA | 305 740 | 189 574 | -38,00 | 311 944 | 286 721 | -8,09 |
| NEW ZEALAND | 225 088 | 316 547 | 40,63 | 175 685 | 278 719 | 58,65 |
| NEW CALEDONIA | 250 | 0 | -100,00 | 295 | 0 | -100,00 |
| FIJI | 46 200 | 66 000 | 42,86 | 32 910 | 46 640 | 41,72 |
| KIRIBATI | 0 | 744 | - | 0 | 728 | - |
| TONGA | 701 | 0 | -100,00 | 920 | 0 | -100,00 |
| EAST TIMOR | 56 624 | 8 867 | -84,34 | 79 444 | 8 482 | -89,32 |
| UNITED STATES | 9 777 700 | 10 936 005 | 11,85 | 11 648 152 | 16 189 666 | 38,99 |
| CANADA | 712 294 | 460 258 | -35,38 | 863 929 | 822 477 | -4,80 |
| SURINAME | 755 | 295 | -60,93 | 1 563 | 790 | -49,46 |
| BRAZIL | 0 | 2 732 | - | 0 | 5 875 | - |
| FRENCH POLYNESIA | 0 | 20 608 | - | 0 | 56 650 | - |
| UNITED KINGDOM | 39 762 | 65 270 | 64,15 | 57 083 | 159 539 | 179,49 |
| NETHERLANDS | 175 043 | 276 227 | 57,81 | 208 473 | 438 190 | 110,19 |
| FRANCE | 16 000 | 7 000 | -56,25 | 5 500 | 26 130 | 375,09 |
| GERMANY, FED. REP. OF | 33 466 | 86 736 | 159,18 | 95 624 | 216 194 | 126,09 |
| BELGIUM | 36 554 | 62 956 | 72,23 | 115 407 | 502 039 | 335,02 |
| SWITZERLAND | 0 | 25 | - | 0 | 1 668 | - |
| DENMARK | 58 | 0 | -100,00 | 70 | 0 | -100,00 |
| NORWAY | 102 000 | 51 000 | -50,00 | 86 750 | 44 049 | -49,22 |
| FINLAND | 7 472 | 24 003 | 221,24 | 26 658 | 97 886 | 267,19 |
| ITALY | 14 580 | 12 420 | -14,81 | 31 201 | 44 626 | 43,03 |
| HUNGARY | 0 | 25 | - | 0 | 1 | - |
| LITHUANIA | 0 | 36 000 | - | 0 | 78 300 | - |
| LATVIA | 0 | 1 044 | - | 0 | 2 800 | - |
| ESTONIA | 0 | 1 000 | - | 0 | 3 800 | - |
| SLOVENIA | 6 633 | 6 340 | -4,42 | 16 594 | 22 740 | 37,04 |
| -MAKANAN OLAHAN LAINNYA | 418 990 546 | 450 407 352 | 7,50 | 1 147 261 708 | 1 193 603 379 | 4,04 |

TABEL 5. PERKEMBANGAN EKSPOR INDONESIA MENURUT KOMODITI DAN NEGARA TUJUAN

| JENIS BARANG | BERAT BERSIH (KG) | | PERUB | NILAI FOB (US \$) | | PERUB |
|----------------------------|-------------------|--------------|-----------|-------------------|--------------|------------|
| | JAN-SEP 2012 | JAN-SEP 2013 | % | JAN-SEP 2012 | JAN-SEP 2013 | % |
| (1) | (2) | (3) | (4) | (5) | (6) | (7) |
| JAPAN | 7 168 157 | 6 754 421 | -5,77 | 18 548 152 | 14 398 468 | -22,37 |
| HONG KONG | 10 218 145 | 11 006 537 | 7,72 | 62 851 217 | 60 701 786 | -3,42 |
| KOREA, DEM. PEOPLE'S REP. | 13 037 | 528 | -95,95 | 35 830 | 2 886 | -91,95 |
| KOREA, REPUBLIC OF | 5 990 495 | 5 788 051 | -3,38 | 13 094 205 | 12 584 115 | -3,90 |
| TAIWAN | 11 830 833 | 13 063 897 | 10,42 | 25 389 289 | 28 938 740 | 13,98 |
| CHINA | 7 797 150 | 13 087 617 | 67,85 | 26 526 963 | 50 044 798 | 88,66 |
| MONGOLIA | 50 905 | 122 859 | 141,35 | 160 525 | 334 605 | 108,44 |
| MACAU | 35 126 | 3 432 | -90,23 | 51 736 | 7 940 | -84,65 |
| PAPUA NEW GUINEA | 7 236 907 | 5 656 793 | -21,83 | 20 334 447 | 15 850 913 | -22,05 |
| THAILAND | 20 554 873 | 19 490 806 | -5,18 | 74 137 445 | 58 844 774 | -20,63 |
| SINGAPORE | 28 227 503 | 30 854 230 | 9,31 | 122 034 291 | 112 101 330 | -8,14 |
| PHILIPPINES | 82 120 598 | 83 107 870 | 1,20 | 233 307 082 | 229 266 138 | -1,73 |
| MALAYSIA | 80 347 801 | 87 586 385 | 9,01 | 156 515 572 | 171 993 182 | 9,89 |
| MYANMAR | 955 143 | 2 085 565 | 118,35 | 2 152 738 | 5 780 705 | 168,53 |
| CAMBODIA | 374 670 | 371 067 | -0,96 | 2 253 704 | 3 171 978 | 40,75 |
| BRUNEI DARUSSALAM | 2 881 085 | 2 788 008 | -3,23 | 7 067 492 | 6 654 743 | -5,84 |
| NEPAL | 51 019 | 72 076 | 41,27 | 87 942 | 147 271 | 67,46 |
| VIET NAM | 20 958 693 | 17 925 735 | -14,47 | 59 280 362 | 61 159 331 | 3,17 |
| MALDIVES | 551 913 | 748 966 | 35,70 | 1 068 270 | 1 444 821 | 35,25 |
| INDIA | 3 749 115 | 4 319 439 | 15,21 | 7 156 128 | 8 763 491 | 22,46 |
| PAKISTAN | 1 829 815 | 3 133 219 | 71,23 | 6 619 182 | 8 092 403 | 22,26 |
| BANGLADESH | 254 117 | 626 075 | 146,37 | 1 045 931 | 1 459 118 | 39,50 |
| SRI LANKA | 289 792 | 495 982 | 71,15 | 739 554 | 1 670 436 | 125,87 |
| AFGHANISTAN | 39 780 | 90 877 | 128,45 | 105 394 | 352 924 | 234,86 |
| IRAQ | 3 660 | 0 | -100,00 | 14 010 | 0 | -100,00 |
| IRAN (ISLAMIC REPUBLIC OF) | 319 845 | 125 597 | -60,73 | 947 126 | 385 587 | -59,29 |
| SAUDI ARABIA | 14 759 204 | 16 127 516 | 9,27 | 50 166 150 | 52 044 143 | 3,74 |
| ISRAEL | 271 931 | 436 600 | 60,56 | 485 781 | 959 466 | 97,51 |
| KUWAIT | 904 184 | 728 922 | -19,38 | 1 966 872 | 1 912 543 | -2,76 |
| JORDAN | 1 255 583 | 7 248 128 | 477,27 | 3 657 457 | 11 940 880 | 226,48 |
| LEBANON | 357 056 | 907 676 | 154,21 | 1 273 995 | 2 845 928 | 123,39 |
| PALESTINA | 0 | 64 644 | - | 0 | 131 945 | - |
| YEMEN | 1 010 711 | 752 034 | -25,59 | 2 439 837 | 1 862 345 | -23,67 |
| OMAN | 289 347 | 345 224 | 19,31 | 677 351 | 774 492 | 14,34 |
| SYRIA ARAB REPUBLIC | 101 382 | 57 600 | -43,19 | 115 698 | 244 101 | 110,98 |
| TURKEY | 990 571 | 842 820 | -14,92 | 824 433 | 1 997 680 | 142,31 |
| UNITED ARAB EMIRATES | 3 412 124 | 4 978 316 | 45,90 | 8 754 589 | 14 759 612 | 68,59 |
| QATAR | 329 610 | 311 753 | -5,42 | 588 975 | 599 160 | 1,73 |
| BAHRAIN | 578 414 | 641 306 | 10,87 | 1 128 641 | 1 455 423 | 28,95 |
| EGYPT | 826 263 | 703 452 | -14,86 | 1 750 840 | 1 436 658 | -17,94 |
| LIBYAN ARAB JAMAHIRIYA | 341 131 | 219 319 | -35,71 | 1 217 089 | 911 813 | -25,08 |
| MOROCCO | 376 097 | 656 092 | 74,45 | 404 236 | 804 760 | 99,08 |
| TUNISIA | 39 344 | 65 351 | 66,10 | 97 855 | 120 589 | 23,23 |
| ALGERIA | 244 455 | 417 766 | 70,90 | 338 307 | 557 298 | 64,73 |
| SUDAN | 149 414 | 166 535 | 11,46 | 564 543 | 777 710 | 37,76 |
| NAMIBIA | 2 870 | 0 | -100,00 | 7 368 | 0 | -100,00 |
| TANZANIA, UNITED REP. OF | 46 090 | 54 059 | 17,29 | 72 775 | 94 660 | 30,07 |
| MADAGASCAR | 2 159 984 | 1 989 680 | -7,88 | 3 371 506 | 3 430 990 | 1,76 |
| SOMALIA | 0 | 55 394 | - | 0 | 290 196 | - |
| KENYA | 218 311 | 115 390 | -47,14 | 517 230 | 282 588 | -45,37 |
| REUNION | 0 | 10 477 | - | 0 | 52 747 | - |
| MOZAMBIQUE | 40 174 | 63 321 | 57,62 | 132 769 | 150 441 | 13,31 |
| TOGO | 93 873 | 98 849 | 5,30 | 291 705 | 269 218 | -7,71 |
| GHANA | 251 078 | 208 530 | -16,95 | 679 909 | 517 203 | -23,93 |
| LIBERIA | 47 040 | 55 535 | 18,06 | 205 800 | 249 250 | 21,11 |
| GUINEA | 231 997 | 196 172 | -15,44 | 889 212 | 821 569 | -7,61 |
| ANGOLA | 159 069 | 47 208 | -70,32 | 422 796 | 144 378 | -65,85 |
| CONGO | 1 630 | 235 | -85,58 | 305 | 146 | -52,13 |
| CAMEROON | 24 093 | 10 320 | -57,17 | 58 535 | 47 300 | -19,19 |
| NIGERIA | 5 463 255 | 7 061 840 | 29,26 | 25 475 882 | 29 879 405 | 17,29 |
| SIERRA LEONE | 148 489 | 123 374 | -16,91 | 620 664 | 545 870 | -12,05 |
| GABON | 58 594 | 43 330 | -26,05 | 86 947 | 56 462 | -35,06 |
| COTE D'IVOIRE | 68 731 | 49 487 | -28,00 | 282 815 | 219 153 | -22,51 |
| SENEGAL | 123 | 90 890 | 73 794,31 | 99 | 396 734 | 400 641,41 |
| MAURITANIA | 27 495 | 5 604 | -79,62 | 42 044 | 19 986 | -52,46 |
| MALI | 159 528 | 72 385 | -54,63 | 697 470 | 327 802 | -53,00 |
| BENIN | 330 662 | 114 175 | -65,47 | 861 783 | 314 177 | -63,54 |
| BURKINA FASO | 93 640 | 10 320 | -88,98 | 399 250 | 47 300 | -88,15 |
| GAMBIA | 165 090 | 259 023 | 56,90 | 715 670 | 1 180 825 | 65,00 |
| SEYCHELLES | 30 145 | 76 780 | 154,70 | 124 891 | 333 225 | 166,81 |
| UGANDA | 82 362 | 42 172 | -48,80 | 187 616 | 105 720 | -43,65 |
| NIGER | 81 880 | 171 123 | 108,99 | 343 420 | 664 013 | 93,35 |
| DJIBOUTI | 0 | 20 050 | - | 0 | 24 509 | - |
| SAO TOME AND PRINCIPE | 18 620 | 10 577 | -43,20 | 39 682 | 21 273 | -46,39 |
| SWAZILAND | 0 | 8 630 | - | 0 | 6 800 | - |
| SOUTH AFRICA | 1 011 306 | 924 717 | -8,56 | 2 189 611 | 2 202 732 | 0,60 |
| ZIMBABWE | 73 791 | 80 187 | 8,67 | 141 330 | 161 084 | 13,98 |

TABEL 5. PERKEMBANGAN EKSPOR INDONESIA MENURUT KOMODITI DAN NEGARA TUJUAN

| JENIS BARANG | BERAT BERSIH (KG) | | PERUB | NILAI FOB (US \$) | | PERUB |
|-------------------------------|-------------------|--------------|-----------|-------------------|--------------|------------|
| | JAN-SEP 2012 | JAN-SEP 2013 | % | JAN-SEP 2012 | JAN-SEP 2013 | % |
| | (1) | (2) | (3) | (4) | (5) | (6) |
| MALAWI | 8 390 | 24 635 | 193,62 | 16 700 | 39 200 | 134,73 |
| COMOROS | 720 | 1 425 | 97,92 | 846 | 1 374 | 62,41 |
| BURUNDI | 20 582 | 23 280 | 13,11 | 90 036 | 106 700 | 18,51 |
| MAURITIUS | 587 237 | 1 132 890 | 92,92 | 1 547 277 | 3 032 552 | 95,99 |
| RWANDA | 17 090 | 12 914 | -24,44 | 29 581 | 20 340 | -31,24 |
| AUSTRALIA | 16 043 607 | 14 921 817 | -6,99 | 41 113 535 | 37 972 237 | -7,64 |
| NEW ZEALAND | 3 369 291 | 3 398 812 | 0,88 | 8 119 619 | 7 876 414 | -3,00 |
| MICRONESIA, FED. STATES OF | 12 593 | 3 553 | -71,79 | 41 909 | 11 753 | -71,96 |
| GUAM | 5 523 | 2 861 | -48,20 | 80 525 | 39 815 | -50,56 |
| NAURU | 36 838 | 67 998 | 84,59 | 83 758 | 170 640 | 103,73 |
| NEW CALEDONIA | 229 050 | 250 354 | 9,30 | 410 439 | 452 974 | 10,36 |
| NORTHERN MARIANA ISLANDS | 26 765 | 18 077 | -32,46 | 54 039 | 45 363 | -16,06 |
| VANUATU | 142 791 | 84 495 | -40,83 | 286 863 | 231 357 | -19,35 |
| AMERICAN SAMOA | 30 795 | 66 011 | 114,36 | 79 068 | 133 944 | 69,40 |
| COOK ISLANDS | 17 632 | 18 073 | 2,50 | 36 184 | 42 845 | 18,41 |
| FIJI | 735 866 | 698 645 | -5,06 | 1 535 542 | 1 563 549 | 1,82 |
| KIRIBATI | 88 827 | 208 779 | 135,04 | 176 548 | 407 579 | 130,86 |
| MARSHALL ISLANDS | 7 963 | 15 059 | 89,11 | 26 329 | 28 183 | 7,04 |
| SAMOA | 251 642 | 369 310 | 46,76 | 553 215 | 808 925 | 46,22 |
| SOLOMON ISLANDS | 1 139 307 | 1 704 297 | 49,59 | 1 791 339 | 2 442 787 | 36,37 |
| TONGA | 405 591 | 391 037 | -3,59 | 729 477 | 651 119 | -10,74 |
| TUVALU | 6 680 | 6 130 | -8,23 | 13 405 | 12 254 | -8,59 |
| EAST TIMOR | 13 424 249 | 12 981 933 | -3,29 | 20 055 255 | 18 854 080 | -5,99 |
| UNITED STATES | 19 430 254 | 25 762 873 | 32,59 | 48 705 704 | 59 004 165 | 21,14 |
| CANADA | 1 123 657 | 1 112 075 | -1,03 | 5 233 207 | 5 080 059 | -2,93 |
| MEXICO | 2 026 194 | 2 027 652 | 0,07 | 4 627 338 | 4 478 960 | -3,21 |
| GUATEMALA | 10 125 | 33 000 | 225,93 | 21 364 | 68 750 | 221,80 |
| PANAMA | 77 460 | 13 204 | -82,95 | 179 982 | 32 105 | -82,16 |
| SURINAME | 265 321 | 201 090 | -24,21 | 533 251 | 386 719 | -27,48 |
| CHILE | 52 356 | 103 970 | 98,58 | 207 562 | 385 351 | 85,66 |
| VENEZUELA | 54 591 | 37 784 | -30,79 | 101 213 | 130 791 | 29,22 |
| ARGENTINA | 138 200 | 294 050 | 112,77 | 165 177 | 303 450 | 83,71 |
| BRAZIL | 395 791 | 854 236 | 115,83 | 905 069 | 1 695 508 | 87,33 |
| COLOMBIA | 78 513 | 70 483 | -10,23 | 265 516 | 246 127 | -7,30 |
| URUGUAY | 38 165 | 29 089 | -23,78 | 181 776 | 150 603 | -17,15 |
| PARAGUAY | 0 | 11 193 | - | 0 | 33 207 | - |
| PERU | 13 907 | 118 299 | 750,64 | 44 032 | 389 013 | 783,48 |
| GUYANA | 18 253 | 14 395 | -21,14 | 51 591 | 51 389 | -0,39 |
| TRINIDAD AND TOBAGO | 44 394 | 23 498 | -47,07 | 98 705 | 64 371 | -34,78 |
| BAHAMAS | 5 553 | 6 450 | 16,15 | 20 377 | 22 084 | 8,38 |
| PUERTO RICO | 706 690 | 530 332 | -24,96 | 1 445 104 | 1 157 906 | -19,87 |
| DOMINICAN REPUBLIC | 25 761 | 147 311 | 471,84 | 80 442 | 222 766 | 176,93 |
| COSTA RICA | 35 819 | 21 000 | -41,37 | 61 165 | 27 993 | -54,23 |
| HAITI | 0 | 147 402 | - | 0 | 452 013 | - |
| BARBADOS | 5 433 | 0 | -100,00 | 14 224 | 0 | -100,00 |
| FRENCH POLYNESIA | 71 819 | 91 846 | 27,89 | 144 658 | 199 949 | 38,22 |
| GRENADA | 3 180 | 2 520 | -20,75 | 5 600 | 4 500 | -19,64 |
| NETHERLANDS ANTILLES | 467 | 0 | -100,00 | 1 413 | 0 | -100,00 |
| UNITED KINGDOM | 2 001 392 | 2 146 099 | 7,23 | 5 169 744 | 5 598 800 | 8,30 |
| NETHERLANDS | 14 099 807 | 12 964 400 | -8,05 | 21 950 558 | 19 148 387 | -12,77 |
| FRANCE | 589 578 | 632 106 | 7,21 | 1 056 038 | 1 135 211 | 7,50 |
| GERMANY, FED. REP. OF | 1 330 469 | 1 100 957 | -17,25 | 4 248 033 | 4 043 964 | -4,80 |
| AUSTRIA | 3 250 | 0 | -100,00 | 9 068 | 0 | -100,00 |
| BELGIUM | 312 279 | 453 133 | 45,11 | 960 980 | 1 847 188 | 92,22 |
| SWITZERLAND | 9 371 | 10 722 | 14,42 | 49 967 | 127 710 | 155,59 |
| DENMARK | 4 182 | 16 194 | 287,23 | 12 191 | 35 453 | 190,81 |
| NORWAY | 103 157 | 222 102 | 115,30 | 209 441 | 416 337 | 98,78 |
| SWEDEN | 390 339 | 246 025 | -36,97 | 564 654 | 383 096 | -32,15 |
| FINLAND | 154 469 | 299 987 | 94,21 | 549 172 | 745 188 | 35,69 |
| IRELAND | 928 504 | 715 162 | -22,98 | 1 795 883 | 1 547 723 | -13,82 |
| ITALY | 322 030 | 339 624 | 5,46 | 2 085 859 | 3 595 319 | 72,37 |
| SPAIN | 1 782 656 | 1 768 094 | -0,82 | 2 848 026 | 2 299 456 | -19,26 |
| PORTUGAL | 274 800 | 241 916 | -11,97 | 346 504 | 324 927 | -6,23 |
| GREECE | 11 371 | 63 600 | 459,32 | 24 361 | 118 316 | 385,68 |
| THE DEMOCRATIC REPUBLIC OF TH | 457 445 | 10 000 | -97,81 | 919 023 | 13 130 | -98,57 |
| HUNGARY | 34 690 | 77 850 | 124,42 | 64 939 | 128 558 | 97,97 |
| POLAND | 111 867 | 185 096 | 65,46 | 166 259 | 264 556 | 59,12 |
| ROMANIA | 12 500 | 25 000 | 100,00 | 12 500 | 29 375 | 135,00 |
| BULGARIA | 32 324 | 66 184 | 104,75 | 79 017 | 127 260 | 61,05 |
| ARMENIA | 31 907 | 19 426 | -39,12 | 83 396 | 96 848 | 16,13 |
| BELARUS | 0 | 13 086 | - | 0 | 29 267 | - |
| KAZAKHSTAN | 9 821 | 33 458 | 240,68 | 25 470 | 72 786 | 185,77 |
| UKRAINE | 153 706 | 33 875 | -77,96 | 290 048 | 82 123 | -71,69 |
| UZBEKISTAN | 0 | 22 230 | - | 0 | 88 920 | - |
| LITHUANIA | 3 082 | 12 760 | 314,02 | 4 142 | 17 900 | 332,16 |
| LATVIA | 100 | 15 234 | 15 134,00 | 7 | 47 172 | 673 785,71 |
| ESTONIA | 68 155 | 102 260 | 50,04 | 88 936 | 178 162 | 100,33 |

TABEL 5. PERKEMBANGAN EKSPOR INDONESIA MENURUT KOMODITI DAN NEGARA TUJUAN

| JENIS BARANG | BERAT BERSIH (KG) | | PERUB | NILAI FOB (US \$) | | PERUB |
|----------------------------|--------------------|--------------------|----------------|-------------------|-------------------|---------------|
| | JAN-SEP 2012 | JAN-SEP 2013 | % | JAN-SEP 2012 | JAN-SEP 2013 | % |
| (1) | (2) | (3) | (4) | (5) | (6) | (7) |
| GEORGIA | 200 | 27 962 | 13 881,00 | 470 | 52 694 | 11 111,49 |
| CROATIA | 0 | 23 000 | - | 0 | 23 230 | - |
| MALTA | 187 910 | 263 839 | 40,41 | 388 868 | 555 614 | 42,88 |
| SLOVAKIA | 998 | 0 | -100,00 | 9 310 | 0 | -100,00 |
| SLOVENIA | 26 891 | 31 068 | 15,53 | 52 819 | 56 235 | 6,47 |
| CZECH REPUBLIC | 297 792 | 458 459 | 53,95 | 557 141 | 843 386 | 51,38 |
| RUSSIA FEDERATION | 2 835 654 | 2 663 387 | -6,08 | 5 836 605 | 6 848 540 | 17,34 |
| SEMEN | 221 759 891 | 883 432 763 | 298,37 | 14 854 152 | 45 354 220 | 205,33 |
| JAPAN | 40 | 22 000 | 54 900,00 | 5 | 3 372 | 67 340,00 |
| HONG KONG | 4 032 000 | 6 361 600 | 57,78 | 439 671 | 779 475 | 77,29 |
| KOREA, REPUBLIC OF | 3 300 | 0 | -100,00 | 2 205 | 0 | -100,00 |
| TAIWAN | 20 880 000 | 21 232 000 | 1,69 | 2 014 658 | 2 366 503 | 17,46 |
| CHINA | 24 400 | 3 890 | -84,06 | 2 946 | 1 089 | -63,03 |
| PAPUA NEW GUINEA | 481 556 | 1 265 120 | 162,72 | 53 372 | 126 228 | 136,51 |
| THAILAND | 61 510 | 2 182 | -96,45 | 21 862 | 6 577 | -69,92 |
| SINGAPORE | 2 863 385 | 1 892 823 | -33,90 | 389 810 | 295 285 | -24,25 |
| PHILIPPINES | 918 400 | 1 164 800 | 26,83 | 108 552 | 154 324 | 42,17 |
| MALAYSIA | 83 | 91 665 994 | 110 440 856,63 | 28 | 3 433 347 | 12 261 853,57 |
| BRUNEI DARUSSALAM | 5 400 000 | 2 700 018 | -50,00 | 408 780 | 368 079 | -9,96 |
| VIET NAM | 5 000 | 1 510 500 | 30 110,00 | 854 | 178 285 | 20 776,46 |
| INDIA | 1 625 | 3 875 | 138,46 | 3 | 3 260 | 108 566,67 |
| BANGLADESH | 25 282 583 | 352 253 704 | 1 293,27 | 812 329 | 15 878 818 | 1 854,73 |
| SRI LANKA | 792 000 | 147 439 574 | 18 516,11 | 84 193 | 5 702 960 | 6 673,67 |
| YEMEN | 0 | 6 484 | - | 0 | 858 | - |
| KENYA | 6 029 | 0 | -100,00 | 7 800 | 0 | -100,00 |
| LIBERIA | 943 | 0 | -100,00 | 901 | 0 | -100,00 |
| MAURITIUS | 0 | 21 089 680 | - | 0 | 1 149 388 | - |
| AUSTRALIA | 61 551 123 | 121 073 906 | 96,70 | 2 049 404 | 4 746 618 | 131,61 |
| NEW ZEALAND | 5 000 000 | 1 600 000 | -68,00 | 792 000 | 264 000 | -66,67 |
| KIRIBATI | 0 | 7 000 | - | 0 | 900 | - |
| TOKELAU | 0 | 200 | - | 0 | 101 | - |
| EAST TIMOR | 73 153 836 | 104 090 365 | 42,29 | 6 350 874 | 9 370 739 | 47,55 |
| UNITED STATES | 0 | 6 830 | - | 0 | 80 | - |
| BRAZIL | 1 100 | 0 | -100,00 | 3 967 | 0 | -100,00 |
| FRENCH POLYNESIA | 21 290 250 | 8 026 000 | -62,30 | 1 294 458 | 522 480 | -59,64 |
| FRANCE | 10 599 | 135 | -98,73 | 15 291 | 120 | -99,22 |
| GERMANY, FED. REP. OF | 0 | 13 786 | - | 0 | 1 135 | - |
| BELGIUM | 123 | 120 | -2,44 | 187 | 68 | -63,64 |
| SWITZERLAND | 0 | 150 | - | 0 | 80 | - |
| SPAIN | 6 | 27 | 350,00 | 2 | 51 | 2 450,00 |
| -DARI ROTAN | 8 880 679 | 8 767 895 | -1,27 | 32 132 846 | 30 351 068 | -5,55 |
| JAPAN | 248 459 | 245 480 | -1,20 | 1 989 383 | 2 105 851 | 5,85 |
| HONG KONG | 2 040 | 3 558 | 74,41 | 6 799 | 14 633 | 115,22 |
| KOREA, REPUBLIC OF | 1 118 466 | 1 326 097 | 18,56 | 2 943 440 | 3 065 717 | 4,15 |
| TAIWAN | 5 351 | 7 864 | 46,96 | 15 744 | 14 319 | -9,05 |
| CHINA | 64 336 | 62 966 | -2,13 | 249 480 | 186 782 | -25,13 |
| PAPUA NEW GUINEA | 165 | 0 | -100,00 | 994 | 0 | -100,00 |
| THAILAND | 2 133 | 1 070 | -49,84 | 11 084 | 8 444 | -23,82 |
| SINGAPORE | 1 151 | 3 561 | 209,38 | 6 702 | 11 584 | 72,84 |
| MALAYSIA | 41 166 | 24 074 | -41,52 | 45 268 | 62 372 | 37,78 |
| BRUNEI DARUSSALAM | 143 | 0 | -100,00 | 155 | 0 | -100,00 |
| BHUTAN | 800 | 0 | -100,00 | 2 688 | 0 | -100,00 |
| VIET NAM | 0 | 1 515 | - | 0 | 7 630 | - |
| MALDIVES | 2 905 | 1 144 | -60,62 | 9 729 | 22 149 | 127,66 |
| INDIA | 6 027 | 3 955 | -34,38 | 15 074 | 16 084 | 6,70 |
| BANGLADESH | 0 | 324 | - | 0 | 47 | - |
| IRAQ | 0 | 30 | - | 0 | 54 | - |
| IRAN (ISLAMIC REPUBLIC OF) | 366 | 229 | -37,43 | 341 | 631 | 85,04 |
| SAUDI ARABIA | 5 954 | 31 845 | 434,85 | 19 435 | 183 617 | 844,77 |
| ISRAEL | 280 | 986 | 252,14 | 1 631 | 2 882 | 76,70 |
| KUWAIT | 1 761 | 2 178 | 23,68 | 6 964 | 23 041 | 230,86 |
| JORDAN | 20 | 55 | 175,00 | 66 | 63 | -4,55 |
| LEBANON | 811 | 196 | -75,83 | 859 | 784 | -8,73 |
| YEMEN | 450 | 0 | -100,00 | 2 250 | 0 | -100,00 |
| TURKEY | 3 962 | 2 007 | -49,34 | 17 400 | 12 678 | -27,14 |
| UNITED ARAB EMIRATES | 1 783 | 8 414 | 371,90 | 10 672 | 81 348 | 662,26 |
| CYPRUS | 0 | 40 | - | 0 | 198 | - |
| EGYPT | 548 | 0 | -100,00 | 3 451 | 0 | -100,00 |
| LIBYAN ARAB JAMAHIRIYA | 74 | 230 | 210,81 | 165 | 266 | 61,21 |
| SUDAN | 325 | 204 | -37,23 | 325 | 353 | 8,62 |
| NAMIBIA | 1 069 | 1 241 | 16,09 | 1 729 | 4 861 | 181,15 |
| TANZANIA, UNITED REP. OF | 174 | 100 | -42,53 | 110 | 290 | 163,64 |
| KENYA | 320 | 48 | -85,00 | 320 | 371 | 15,94 |
| REUNION | 613 | 160 | -73,90 | 945 | 350 | -62,96 |
| ANGOLA | 0 | 1 459 | - | 0 | 10 357 | - |

TABEL 5. PERKEMBANGAN EKSPOR INDONESIA MENURUT KOMODITI DAN NEGARA TUJUAN

| JENIS BARANG | BERAT BERSIH (KG) | | PERUB | NILAI FOB (US \$) | | PERUB |
|--------------------------------|-------------------|------------------|---------------|-------------------|-------------------|--------------|
| | JAN-SEP 2012 | JAN-SEP 2013 | % | JAN-SEP 2012 | JAN-SEP 2013 | % |
| | (1) | (2) | (3) | (4) | (5) | (6) |
| GABON | 0 | 130 | - | 0 | 435 | - |
| SEYCHELLES | 350 | 541 | 54,57 | 232 | 8 916 | 3 743,10 |
| SOUTH AFRICA | 69 759 | 85 496 | 22,56 | 251 569 | 267 561 | 6,36 |
| ZIMBABWE | 0 | 100 | - | 0 | 494 | - |
| MAURITIUS | 463 | 4 102 | 785,96 | 2 439 | 14 217 | 482,90 |
| VIRGIN ISLANDS (BRITISH) | 0 | 95 | - | 0 | 357 | - |
| AUSTRALIA | 189 318 | 249 085 | 31,57 | 724 119 | 799 440 | 10,40 |
| NEW ZEALAND | 38 143 | 48 238 | 26,47 | 118 285 | 146 898 | 24,19 |
| PALAU | 7 | 35 | 400,00 | 43 | 43 | 0,00 |
| NEW CALEDONIA | 0 | 40 | - | 0 | 92 | - |
| SAINT VINCENT AND THE GRENADIN | 200 | 160 | -20,00 | 378 | 445 | 17,72 |
| FIJI | 0 | 85 | - | 0 | 224 | - |
| UNITED STATES | 907 261 | 781 601 | -13,85 | 4 931 711 | 3 450 441 | -30,04 |
| CANADA | 53 986 | 186 457 | 245,38 | 135 689 | 639 891 | 371,59 |
| MEXICO | 2 170 | 94 | -95,67 | 15 002 | 1 024 | -93,17 |
| GUATEMALA | 65 | 0 | -100,00 | 65 | 0 | -100,00 |
| PANAMA | 333 | 165 | -50,45 | 1 583 | 903 | -42,96 |
| SURINAME | 60 | 225 | 275,00 | 120 | 330 | 175,00 |
| CHILE | 800 | 1 672 | 109,00 | 593 | 6 392 | 977,91 |
| VENEZUELA | 34 | 0 | -100,00 | 169 | 0 | -100,00 |
| ARGENTINA | 900 | 350 | -61,11 | 3 019 | 2 467 | -18,28 |
| BRAZIL | 570 | 28 357 | 4 874,91 | 3 349 | 111 163 | 3 219,29 |
| COLOMBIA | 0 | 75 | - | 0 | 607 | - |
| URUGUAY | 5 434 | 30 | -99,45 | 9 319 | 655 | -92,97 |
| PARAGUAY | 60 | 153 | 155,00 | 220 | 805 | 265,91 |
| PERU | 279 | 0 | -100,00 | 730 | 0 | -100,00 |
| PUERTO RICO | 0 | 147 | - | 0 | 5 435 | - |
| DOMINICAN REPUBLIC | 0 | 1 232 | - | 0 | 26 920 | - |
| COSTA RICA | 179 | 990 | 453,07 | 2 752 | 553 | -79,91 |
| BARBADOS | 0 | 400 | - | 0 | 1 914 | - |
| CAPE VERDE | 0 | 2 | - | 0 | 50 | - |
| FRENCH POLYNESIA | 0 | 10 | - | 0 | 39 | - |
| MARTINIQUE | 200 | 1 406 | 603,00 | 739 | 5 816 | 687,01 |
| NETHERLANDS ANTILLES | 0 | 1 190 | - | 0 | 4 654 | - |
| SAINT LUCIA | 0 | 325 | - | 0 | 436 | - |
| GUADELOUPE | 1 113 | 45 | -95,96 | 1 817 | 269 | -85,20 |
| UNITED KINGDOM | 408 783 | 662 739 | 62,12 | 1 616 907 | 2 720 864 | 68,28 |
| NETHERLANDS | 2 681 498 | 2 554 655 | -4,73 | 8 829 276 | 7 900 576 | -10,52 |
| FRANCE | 270 576 | 184 816 | -31,70 | 1 111 257 | 874 879 | -21,27 |
| GERMANY, FED. REP. OF | 806 303 | 738 004 | -8,47 | 2 704 387 | 2 480 554 | -8,28 |
| AUSTRIA | 84 531 | 63 742 | -24,59 | 308 517 | 182 949 | -40,70 |
| BELGIUM | 588 047 | 322 021 | -45,24 | 1 889 214 | 1 122 293 | -40,59 |
| SWITZERLAND | 2 604 | 2 275 | -12,63 | 19 434 | 23 144 | 19,09 |
| LUXEMBOURG | 0 | 3 150 | - | 0 | 6 245 | - |
| DENMARK | 96 713 | 123 665 | 27,87 | 298 126 | 364 890 | 22,39 |
| NORWAY | 43 824 | 46 215 | 5,46 | 149 611 | 159 412 | 6,55 |
| SWEDEN | 452 235 | 264 885 | -41,43 | 1 510 153 | 950 106 | -37,09 |
| FINLAND | 27 497 | 21 411 | -22,13 | 159 036 | 80 521 | -49,37 |
| IRELAND | 23 900 | 3 170 | -86,74 | 65 292 | 12 016 | -81,60 |
| ITALY | 234 901 | 273 656 | 16,50 | 776 713 | 840 929 | 8,27 |
| SPAIN | 216 109 | 197 023 | -8,83 | 609 702 | 671 294 | 10,10 |
| PORTUGAL | 1 747 | 411 | -76,47 | 7 320 | 487 | -93,35 |
| GREECE | 3 061 | 190 | -93,79 | 10 932 | 3 457 | -68,38 |
| POLAND | 85 218 | 88 292 | 3,61 | 266 502 | 301 820 | 13,25 |
| ROMANIA | 3 091 | 520 | -83,18 | 16 652 | 1 320 | -92,07 |
| BULGARIA | 931 | 1 338 | 43,72 | 823 | 3 182 | 286,63 |
| BELARUS | 47 | 0 | -100,00 | 29 | 0 | -100,00 |
| KAZAKHSTAN | 2 089 | 1 041 | -50,17 | 3 052 | 2 852 | -6,55 |
| KYRGYZSTAN | 0 | 300 | - | 0 | 41 | - |
| MOLDOVA, REPUBLIC OF | 26 | 0 | -100,00 | 156 | 0 | -100,00 |
| UKRAINE | 24 | 218 | 808,33 | 199 | 1 122 | 463,82 |
| LITHUANIA | 556 | 807 | 45,14 | 1 450 | 3 974 | 174,07 |
| LATVIA | 0 | 258 | - | 0 | 1 758 | - |
| ESTONIA | 1 679 | 2 544 | 51,52 | 10 015 | 12 548 | 25,29 |
| GEORGIA | 331 | 25 | -92,45 | 664 | 479 | -27,86 |
| CROATIA | 3 110 | 0 | -100,00 | 11 113 | 0 | -100,00 |
| SLOVAKIA | 200 | 0 | -100,00 | 474 | 0 | -100,00 |
| SLOVENIA | 1 913 | 0 | -100,00 | 8 904 | 0 | -100,00 |
| CZECH REPUBLIC | 11 350 | 16 081 | 41,68 | 24 605 | 41 730 | 69,60 |
| RUSSIA FEDERATION | 44 449 | 70 380 | 58,34 | 155 186 | 247 984 | 59,80 |
| -DARI BAHAN LAINNYA | 8 930 436 | 7 215 516 | -19,20 | 33 070 131 | 29 789 664 | -9,92 |
| JAPAN | 465 565 | 429 817 | -7,68 | 3 654 912 | 3 725 077 | 1,92 |
| HONG KONG | 264 338 | 7 328 | -97,23 | 250 481 | 77 394 | -69,10 |
| KOREA, REPUBLIC OF | 146 779 | 100 320 | -31,65 | 375 687 | 224 576 | -40,22 |
| TAIWAN | 255 203 | 193 862 | -24,04 | 221 724 | 216 723 | -2,26 |
| CHINA | 164 525 | 176 096 | 7,03 | 652 289 | 677 200 | 3,82 |

TABEL 5. PERKEMBANGAN EKSPOR INDONESIA MENURUT KOMODITI DAN NEGARA TUJUAN

| JENIS BARANG | BERAT BERSIH (KG) | | PERUB | NILAI FOB (US \$) | | PERUB |
|--------------------------------|-------------------|--------------|-----------|-------------------|--------------|-----------|
| | JAN-SEP 2012 | JAN-SEP 2013 | % | JAN-SEP 2012 | JAN-SEP 2013 | % |
| (1) | (2) | (3) | (4) | (5) | (6) | (7) |
| PAPUA NEW GUINEA | 760 | 16 | -97,89 | 943 | 504 | -46,55 |
| THAILAND | 57 056 | 14 033 | -75,40 | 137 539 | 47 373 | -65,56 |
| SINGAPORE | 124 336 | 149 505 | 20,24 | 1 806 735 | 1 823 571 | 0,93 |
| PHILIPPINES | 3 279 | 2 790 | -14,91 | 8 921 | 13 597 | 52,42 |
| MALAYSIA | 197 001 | 118 875 | -39,66 | 241 565 | 157 976 | -34,60 |
| MYANMAR | 150 | 0 | -100,00 | 6 | 0 | -100,00 |
| BRUNEI DARUSSALAM | 7 940 | 2 273 | -71,37 | 2 666 | 1 161 | -56,45 |
| BHUTAN | 40 | 0 | -100,00 | 14 | 0 | -100,00 |
| VIET NAM | 673 | 0 | -100,00 | 8 653 | 0 | -100,00 |
| MALDIVES | 89 681 | 59 054 | -34,15 | 195 231 | 286 820 | 46,91 |
| INDIA | 35 630 | 47 215 | 32,51 | 110 109 | 203 857 | 85,14 |
| PAKISTAN | 4 652 | 18 638 | 300,64 | 4 191 | 106 505 | 2 441,28 |
| SRI LANKA | 19 497 | 2 896 | -85,15 | 85 381 | 8 392 | -90,17 |
| IRAQ | 0 | 42 | - | 0 | 433 | - |
| IRAN (ISLAMIC REPUBLIC OF) | 35 793 | 28 894 | -19,27 | 97 813 | 70 429 | -28,00 |
| SAUDI ARABIA | 48 951 | 124 236 | 153,80 | 94 237 | 318 979 | 238,49 |
| ISRAIL | 12 739 | 8 293 | -34,90 | 26 565 | 28 343 | 6,69 |
| KUWAIT | 3 845 | 8 331 | 116,67 | 2 524 | 39 219 | 1 453,84 |
| JORDAN | 5 400 | 145 | -97,31 | 6 875 | 2 618 | -61,92 |
| LEBANON | 5 279 | 15 450 | 192,67 | 15 880 | 20 458 | 28,83 |
| YEMEN | 225 | 1 440 | 540,00 | 250 | 504 | 101,60 |
| OMAN | 8 600 | 5 894 | -31,47 | 5 314 | 2 815 | -47,03 |
| SYRIA ARAB REPUBLIC | 0 | 100 | - | 0 | 103 | - |
| TURKEY | 75 096 | 59 587 | -20,65 | 298 891 | 231 663 | -22,49 |
| UNITED ARAB EMIRATES | 52 181 | 89 851 | 72,19 | 83 487 | 155 672 | 86,46 |
| QATAR | 5 262 | 100 | -98,10 | 18 063 | 110 | -99,39 |
| BAHRAIN | 7 523 | 20 900 | 177,81 | 12 199 | 929 | -92,38 |
| CYPRUS | 2 500 | 225 | -91,00 | 16 371 | 1 994 | -87,82 |
| EGYPT | 17 812 | 3 442 | -80,68 | 26 377 | 959 | -96,36 |
| LIBYAN ARAB JAMAHIRIYA | 60 | 12 625 | 20 941,67 | 152 | 23 861 | 15 598,03 |
| MOROCCO | 380 | 286 | -24,74 | 1 492 | 758 | -49,20 |
| TUNISIA | 1 570 | 0 | -100,00 | 2 081 | 0 | -100,00 |
| ALGERIA | 284 | 0 | -100,00 | 650 | 0 | -100,00 |
| NAMIBIA | 0 | 10 | - | 0 | 214 | - |
| TANZANIA, UNITED REP. OF | 1 035 | 2 125 | 105,31 | 7 387 | 12 287 | 66,33 |
| MADAGASCAR | 3 275 | 666 | -79,66 | 9 260 | 1 581 | -82,93 |
| KENYA | 680 | 746 | 9,71 | 995 | 2 217 | 122,81 |
| REUNION | 24 205 | 15 032 | -37,90 | 56 694 | 35 238 | -37,85 |
| MOZAMBIQUE | 997 | 884 | -11,33 | 5 916 | 3 488 | -41,04 |
| BOTSWANA | 28 | 0 | -100,00 | 33 | 0 | -100,00 |
| GHANA | 25 | 185 | 640,00 | 25 | 115 | 360,00 |
| ANGOLA | 2 230 | 3 865 | 73,32 | 3 225 | 9 860 | 205,74 |
| CONGO | 1 677 | 754 | -55,04 | 4 786 | 259 | -94,59 |
| CAMEROON | 180 | 0 | -100,00 | 139 | 0 | -100,00 |
| NIGERIA | 215 | 8 025 | 3 632,56 | 335 | 21 960 | 6 455,22 |
| GABON | 395 | 2 148 | 443,80 | 1 779 | 20 038 | 1 026,36 |
| COTE D'IVOIRE | 74 | 0 | -100,00 | 457 | 0 | -100,00 |
| SENEGAL | 1 522 | 3 351 | 120,17 | 905 | 2 977 | 228,95 |
| U.S. VIRGIN ISLANDS | 85 | 384 | 351,76 | 45 | 6 897 | 15 226,67 |
| SEYCHELLES | 7 814 | 9 327 | 19,36 | 67 550 | 69 073 | 2,25 |
| UGANDA | 33 | 0 | -100,00 | 418 | 0 | -100,00 |
| NIGER | 0 | 115 | - | 0 | 990 | - |
| DJIBOUTI | 520 | 0 | -100,00 | 716 | 0 | -100,00 |
| SOUTH AFRICA | 50 285 | 43 460 | -13,57 | 150 664 | 134 416 | -10,78 |
| ZIMBABWE | 290 | 1 464 | 404,83 | 446 | 1 104 | 147,53 |
| MAURITIUS | 21 717 | 16 119 | -25,78 | 156 725 | 55 254 | -64,74 |
| VIRGIN ISLANDS (BRITISH) | 337 | 25 460 | 7 454,90 | 451 | 67 433 | 14 851,88 |
| AUSTRALIA | 753 839 | 893 155 | 18,48 | 1 184 372 | 1 347 320 | 13,76 |
| NEW ZEALAND | 16 871 | 11 280 | -33,14 | 36 028 | 43 327 | 20,26 |
| GUAM | 831 | 2 058 | 147,65 | 5 278 | 9 866 | 86,93 |
| PALAU | 1 531 | 803 | -47,55 | 5 214 | 2 803 | -46,24 |
| NEW CALEDONIA | 43 587 | 41 639 | -4,47 | 89 806 | 106 134 | 18,18 |
| NORTHERN MARIANA ISLANDS | 0 | 100 | - | 0 | 8 150 | - |
| SAINT VINCENT AND THE GRENADIN | 185 | 780 | 321,62 | 483 | 2 645 | 447,62 |
| VANUATU | 2 591 | 1 575 | -39,21 | 4 865 | 1 757 | -63,88 |
| WALLIS AND FUTUNA ISLANDS | 301 | 300 | -0,33 | 2 629 | 359 | -86,34 |
| COOK ISLANDS | 475 | 1 897 | 299,37 | 3 110 | 18 493 | 494,63 |
| FIJI | 1 824 | 2 621 | 43,70 | 14 192 | 16 947 | 19,41 |
| KIRIBATI | 0 | 75 | - | 0 | 1 148 | - |
| SAMOA | 320 | 1 725 | 439,06 | 449 | 937 | 108,69 |
| SOLOMON ISLANDS | 400 | 0 | -100,00 | 3 478 | 0 | -100,00 |
| TONGA | 25 | 650 | 2 500,00 | 7 | 1 176 | 16 700,00 |
| EAST TIMOR | 12 818 | 3 174 | -75,24 | 6 624 | 2 254 | -65,97 |
| UNITED STATES | 1 771 609 | 1 750 485 | -1,19 | 9 337 930 | 9 846 205 | 5,44 |
| CANADA | 93 018 | 90 468 | -2,74 | 356 471 | 309 277 | -13,24 |
| MEXICO | 23 481 | 21 519 | -8,36 | 105 095 | 84 363 | -19,73 |
| GUATEMALA | 424 | 21 | -95,05 | 1 717 | 802 | -53,29 |

TABEL 5. PERKEMBANGAN EKSPOR INDONESIA MENURUT KOMODITI DAN NEGARA TUJUAN

| JENIS BARANG | BERAT BERSIH (KG) | | PERUB | NILAI FOB (US \$) | | PERUB |
|--------------------------|-------------------|-------------------|---------------|--------------------|--------------------|---------------|
| | JAN-SEP 2012 | JAN-SEP 2013 | % | JAN-SEP 2012 | JAN-SEP 2013 | % |
| (1) | (2) | (3) | (4) | (5) | (6) | (7) |
| PANAMA | 17 827 | 1 444 | -91,90 | 187 463 | 9 991 | -94,67 |
| SURINAME | 0 | 81 | - | 0 | 1 339 | - |
| CHILE | 15 400 | 20 952 | 36,05 | 43 166 | 84 653 | 96,11 |
| VENEZUELA | 3 051 | 283 | -90,72 | 16 484 | 570 | -96,54 |
| ARGENTINA | 27 999 | 15 805 | -43,55 | 60 676 | 44 636 | -26,44 |
| BRAZIL | 93 016 | 71 916 | -22,68 | 416 614 | 288 276 | -30,81 |
| COLOMBIA | 13 027 | 9 024 | -30,73 | 65 175 | 58 777 | -9,82 |
| URUGUAY | 12 047 | 9 026 | -25,08 | 26 162 | 53 378 | 104,03 |
| PARAGUAY | 10 | 636 | 6 260,00 | 15 | 1 268 | 8 353,33 |
| ECUADOR | 750 | 0 | -100,00 | 709 | 0 | -100,00 |
| PERU | 666 | 4 986 | 648,65 | 7 640 | 32 709 | 328,13 |
| GUYANA | 932 | 0 | -100,00 | 680 | 0 | -100,00 |
| TRINIDAD AND TOBAGO | 61 | 0 | -100,00 | 662 | 0 | -100,00 |
| BAHAMAS | 11 471 | 9 757 | -14,94 | 47 521 | 56 669 | 19,25 |
| JAMAICA | 7 788 | 6 318 | -18,88 | 31 575 | 17 492 | -44,60 |
| PUERTO RICO | 791 | 6 541 | 726,93 | 4 435 | 25 661 | 478,60 |
| DOMINICAN REPUBLIC | 21 448 | 11 192 | -47,82 | 75 455 | 43 536 | -42,30 |
| COSTA RICA | 9 762 | 3 484 | -64,31 | 22 118 | 26 301 | 18,91 |
| HAITI | 132 | 293 | 121,97 | 765 | 1 247 | 63,01 |
| BARBADOS | 0 | 1 866 | - | 0 | 5 621 | - |
| ANTIGUA AND BARBUDA | 97 | 102 | 5,15 | 178 | 216 | 21,35 |
| ANGUILLA | 100 | 0 | -100,00 | 3 875 | 0 | -100,00 |
| ARUBA | 80 | 118 | 47,50 | 57 | 282 | 394,74 |
| BERMUDA | 1 500 | 0 | -100,00 | 28 000 | 0 | -100,00 |
| CAPE VERDE | 12 | 0 | -100,00 | 48 | 0 | -100,00 |
| CAYMAN ISLANDS | 235 | 1 250 | 431,91 | 94 | 647 | 588,30 |
| FRENCH GUIANA | 4 238 | 0 | -100,00 | 10 849 | 0 | -100,00 |
| FRENCH POLYNESIA | 12 863 | 9 423 | -26,74 | 30 252 | 24 646 | -18,53 |
| GRENADA | 5 | 0 | -100,00 | 160 | 0 | -100,00 |
| MARTINIQUE | 10 226 | 11 063 | 8,19 | 18 471 | 18 861 | 2,11 |
| NETHERLANDS ANTILLES | 7 110 | 4 559 | -35,88 | 45 721 | 16 464 | -63,99 |
| SAINT LUCIA | 495 | 1 300 | 162,63 | 4 198 | 3 551 | -15,41 |
| TURKS AND CAICOS ISLANDS | 0 | 255 | - | 0 | 2 285 | - |
| GUADELOUPE | 13 115 | 8 841 | -32,59 | 32 774 | 23 635 | -27,88 |
| UNITED KINGDOM | 241 990 | 200 149 | -17,29 | 787 376 | 876 865 | 11,37 |
| NETHERLANDS | 483 652 | 373 255 | -22,83 | 1 398 131 | 834 553 | -40,31 |
| FRANCE | 562 969 | 338 719 | -39,83 | 1 590 515 | 777 420 | -51,12 |
| GERMANY, FED. REP. OF | 627 518 | 416 694 | -33,60 | 1 995 599 | 1 770 828 | -11,26 |
| AUSTRIA | 113 716 | 21 827 | -80,81 | 399 030 | 98 467 | -75,32 |
| BELGIUM | 144 421 | 117 254 | -18,81 | 384 040 | 489 218 | 27,39 |
| SWITZERLAND | 17 094 | 10 838 | -36,60 | 43 049 | 43 125 | 0,18 |
| DENMARK | 26 255 | 22 020 | -16,13 | 209 165 | 122 865 | -41,26 |
| NORWAY | 10 261 | 892 | -91,31 | 49 979 | 11 468 | -77,05 |
| SWEDEN | 221 068 | 99 252 | -55,10 | 852 202 | 377 539 | -55,70 |
| FINLAND | 14 185 | 7 660 | -46,00 | 96 837 | 151 978 | 56,94 |
| IRELAND | 701 | 2 787 | 297,57 | 1 600 | 4 456 | 178,50 |
| ITALY | 342 287 | 216 678 | -36,70 | 1 241 088 | 665 827 | -46,35 |
| SPAIN | 360 723 | 215 737 | -40,19 | 1 350 834 | 1 084 003 | -19,75 |
| PORTUGAL | 4 720 | 3 826 | -18,94 | 25 872 | 19 561 | -24,39 |
| GREECE | 41 764 | 45 018 | 7,79 | 97 685 | 97 040 | -0,66 |
| HUNGARY | 24 932 | 21 906 | -12,14 | 170 893 | 127 335 | -25,49 |
| POLAND | 125 868 | 35 164 | -72,06 | 332 284 | 95 864 | -71,15 |
| ROMANIA | 180 | 1 861 | 933,89 | 4 795 | 1 912 | -60,13 |
| BULGARIA | 5 497 | 1 513 | -72,48 | 12 578 | 3 460 | -72,49 |
| ALBANIA | 924 | 0 | -100,00 | 346 | 0 | -100,00 |
| AZERBAIJAN | 0 | 72 | - | 0 | 3 051 | - |
| KAZAKHSTAN | 0 | 11 | - | 0 | 40 | - |
| UKRAINE | 2 012 | 9 012 | 347,91 | 2 554 | 78 338 | 2 967,27 |
| LITHUANIA | 4 158 | 879 | -78,86 | 2 492 | 4 590 | 84,19 |
| LATVIA | 88 905 | 4 763 | -94,64 | 140 032 | 15 277 | -89,09 |
| ESTONIA | 850 | 6 536 | 668,94 | 3 648 | 11 684 | 220,29 |
| GEORGIA | 557 | 2 025 | 263,55 | 1 133 | 5 078 | 348,19 |
| CROATIA | 2 187 | 1 751 | -19,94 | 7 923 | 3 727 | -52,96 |
| MALTA | 1 722 | 906 | -47,39 | 1 340 | 4 065 | 203,36 |
| SLOVAKIA | 2 515 | 340 | -86,48 | 5 163 | 1 358 | -73,70 |
| SLOVENIA | 9 764 | 3 756 | -61,53 | 30 392 | 10 489 | -65,49 |
| CZECH REPUBLIC | 10 313 | 7 722 | -25,12 | 15 897 | 20 463 | 28,72 |
| RUSSIA FEDERATION | 187 890 | 152 524 | -18,82 | 532 649 | 410 910 | -22,86 |
| SERBIA | 230 | 650 | 182,61 | 8 051 | 4 162 | -48,30 |
| -DARI ROTAN | 45 131 321 | 38 306 317 | -15,12 | 167 060 911 | 142 828 952 | -14,50 |
| JAPAN | 6 840 847 | 5 815 709 | -14,99 | 27 460 622 | 25 414 902 | -7,45 |
| HONG KONG | 29 474 | 20 745 | -29,62 | 309 094 | 175 688 | -43,16 |
| KOREA, REPUBLIC OF | 1 866 417 | 1 579 926 | -15,35 | 5 874 761 | 5 578 343 | -5,05 |
| TAIWAN | 1 377 976 | 1 162 734 | -15,62 | 3 763 193 | 3 842 610 | 2,11 |
| CHINA | 723 085 | 918 516 | 27,03 | 3 568 480 | 1 968 789 | -44,83 |
| MONGOLIA | 14 597 | 21 252 | 45,59 | 21 509 | 40 824 | 89,80 |

TABEL 5. PERKEMBANGAN EKSPOR INDONESIA MENURUT KOMODITI DAN NEGARA TUJUAN

| JENIS BARANG | BERAT BERSIH (KG) | | PERUB | NILAI FOB (US \$) | | PERUB |
|--------------------------------|-------------------|--------------|-----------|-------------------|--------------|-----------|
| | JAN-SEP 2012 | JAN-SEP 2013 | % | JAN-SEP 2012 | JAN-SEP 2013 | % |
| | (1) | (2) | (3) | (4) | (5) | (6) |
| MACAU | 4 820 | 1 890 | -60,79 | 12 172 | 17 637 | 44,90 |
| PAPUA NEW GUINEA | 456 | 8 569 | 1 779,17 | 3 357 | 96 145 | 2 764,02 |
| THAILAND | 142 207 | 104 682 | -26,39 | 530 107 | 1 539 596 | 190,43 |
| SINGAPORE | 986 164 | 614 727 | -37,66 | 4 626 336 | 3 241 042 | -29,94 |
| PHILIPPINES | 67 187 | 26 186 | -61,03 | 307 723 | 194 996 | -36,63 |
| MALAYSIA | 2 535 310 | 2 559 750 | 0,96 | 3 817 624 | 2 537 672 | -33,53 |
| CAMBODIA | 83 941 | 2 794 | -96,67 | 479 094 | 46 314 | -90,33 |
| BRUNEI DARUSSALAM | 42 738 | 23 273 | -45,54 | 112 187 | 37 215 | -66,83 |
| BHUTAN | 80 | 0 | -100,00 | 167 | 0 | -100,00 |
| VIET NAM | 30 389 | 9 821 | -67,68 | 190 897 | 98 625 | -48,34 |
| MALDIVES | 57 577 | 6 159 | -89,30 | 451 233 | 56 885 | -87,39 |
| INDIA | 257 097 | 178 302 | -30,65 | 722 038 | 423 087 | -41,40 |
| PAKISTAN | 7 676 | 2 100 | -72,64 | 6 341 | 389 | -93,87 |
| BANGLADESH | 450 | 0 | -100,00 | 105 | 0 | -100,00 |
| SRI LANKA | 81 889 | 64 816 | -20,85 | 122 773 | 112 867 | -8,07 |
| IRAQ | 13 115 | 4 564 | -65,20 | 22 028 | 11 985 | -45,59 |
| IRAN (ISLAMIC REPUBLIC OF) | 28 420 | 20 621 | -27,44 | 55 791 | 75 599 | 35,50 |
| SAUDI ARABIA | 117 767 | 259 350 | 120,22 | 310 054 | 318 553 | 2,74 |
| ISRAEL | 153 058 | 68 665 | -55,14 | 465 151 | 258 041 | -44,53 |
| KUWAIT | 77 868 | 89 095 | 14,42 | 132 905 | 105 571 | -20,57 |
| JORDAN | 16 549 | 8 303 | -49,83 | 68 921 | 25 854 | -62,49 |
| LEBANON | 91 010 | 48 940 | -46,23 | 291 753 | 123 865 | -57,54 |
| YEMEN | 1 079 | 2 291 | 112,33 | 5 292 | 9 135 | 72,62 |
| OMAN | 41 050 | 16 935 | -58,75 | 31 671 | 51 155 | 61,52 |
| TURKEY | 346 863 | 289 858 | -16,43 | 1 513 679 | 1 209 250 | -20,11 |
| UNITED ARAB EMIRATES | 130 091 | 38 457 | -70,44 | 651 682 | 235 585 | -63,85 |
| QATAR | 13 857 | 13 077 | -5,63 | 88 678 | 146 171 | 64,83 |
| BAHRAIN | 19 372 | 17 710 | -8,58 | 123 628 | 10 277 | -91,69 |
| CYPRUS | 11 484 | 8 277 | -27,93 | 37 494 | 27 996 | -25,33 |
| EGYPT | 58 590 | 20 287 | -65,37 | 152 720 | 69 450 | -54,52 |
| LIBYAN ARAB JAMAHIRIYA | 48 964 | 19 585 | -60,00 | 120 912 | 49 056 | -59,43 |
| MOROCCO | 19 684 | 9 415 | -52,17 | 64 368 | 26 871 | -58,25 |
| TUNISIA | 6 296 | 6 781 | 7,70 | 21 948 | 42 839 | 95,18 |
| ALGERIA | 0 | 11 680 | - | 0 | 14 847 | - |
| SUDAN | 1 780 | 10 550 | 492,70 | 4 750 | 63 554 | 1 237,98 |
| NAMIBIA | 9 608 | 3 643 | -62,08 | 20 333 | 13 680 | -32,72 |
| TANZANIA, UNITED REP. OF | 16 495 | 7 352 | -55,43 | 124 541 | 105 247 | -15,49 |
| MADAGASCAR | 154 | 1 371 | 790,26 | 2 232 | 17 642 | 690,41 |
| KENYA | 32 307 | 8 893 | -72,47 | 253 748 | 31 732 | -87,49 |
| REUNION | 150 415 | 116 753 | -22,38 | 266 127 | 212 150 | -20,28 |
| MOZAMBIQUE | 8 258 | 7 097 | -14,06 | 33 429 | 15 819 | -52,68 |
| TOGO | 35 | 0 | -100,00 | 78 | 0 | -100,00 |
| GHANA | 7 077 | 2 439 | -65,54 | 19 122 | 990 | -94,82 |
| ANGOLA | 1 193 | 6 861 | 475,10 | 2 374 | 37 751 | 1 490,19 |
| CONGO | 943 | 546 | -42,10 | 113 | 360 | 218,58 |
| NIGERIA | 2 914 | 1 254 | -56,97 | 27 409 | 12 158 | -55,64 |
| GABON | 1 484 | 5 988 | 303,50 | 18 711 | 15 846 | -15,31 |
| COTE D'IVOIRE | 4 289 | 0 | -100,00 | 5 525 | 0 | -100,00 |
| SENEGAL | 25 | 5 302 | 21 108,00 | 49 | 8 676 | 17 606,12 |
| BENIN | 0 | 4 055 | - | 0 | 4 615 | - |
| SEYCHELLES | 31 904 | 46 546 | 45,89 | 136 477 | 223 658 | 63,88 |
| DJIBOUTI | 17 100 | 0 | -100,00 | 63 048 | 0 | -100,00 |
| SOUTH AFRICA | 531 696 | 252 749 | -52,46 | 1 681 668 | 857 371 | -49,02 |
| ZIMBABWE | 234 | 284 | 21,37 | 788 | 258 | -67,26 |
| MAURITIUS | 48 439 | 44 391 | -8,36 | 289 842 | 115 264 | -60,23 |
| VIRGIN ISLANDS (BRITISH) | 300 | 8 445 | 2 715,00 | 1 687 | 32 304 | 1 814,88 |
| AUSTRALIA | 1 960 774 | 2 266 450 | 15,59 | 5 624 646 | 5 643 965 | 0,34 |
| NEW ZEALAND | 144 271 | 143 371 | -0,62 | 421 714 | 367 940 | -12,75 |
| MICRONESIA, FED. STATES OF | 115 | 0 | -100,00 | 275 | 0 | -100,00 |
| GUAM | 28 028 | 8 376 | -70,12 | 31 260 | 27 767 | -11,17 |
| PALAU | 1 334 | 398 | -70,16 | 3 126 | 3 847 | 23,06 |
| NEW CALEDONIA | 95 717 | 96 565 | 0,89 | 205 169 | 230 299 | 12,25 |
| NORTHERN MARIANA ISLANDS | 620 | 3 200 | 416,13 | 7 932 | 8 502 | 7,19 |
| SAINT VINCENT AND THE GRENADIN | 1 420 | 932 | -34,37 | 5 764 | 5 337 | -7,41 |
| VANUATU | 29 980 | 6 048 | -79,83 | 41 593 | 8 111 | -80,50 |
| WALLIS AND FUTUNA ISLANDS | 2 280 | 3 360 | 47,37 | 2 931 | 6 893 | 135,18 |
| AMERICAN SAMOA | 2 500 | 0 | -100,00 | 3 227 | 0 | -100,00 |
| COOK ISLANDS | 150 | 3 165 | 2 010,00 | 4 108 | 13 548 | 229,80 |
| FIJI | 16 633 | 8 871 | -46,67 | 37 356 | 127 167 | 240,42 |
| SAMOA | 6 670 | 1 043 | -84,36 | 11 039 | 3 331 | -69,83 |
| SOLOMON ISLANDS | 4 731 | 2 147 | -54,62 | 18 964 | 5 510 | -70,94 |
| TONGA | 350 | 0 | -100,00 | 681 | 0 | -100,00 |
| EAST TIMOR | 823 598 | 114 342 | -86,12 | 738 780 | 182 749 | -75,26 |
| UNITED STATES | 5 200 009 | 6 303 280 | 21,22 | 23 460 258 | 25 653 344 | 9,35 |
| CANADA | 308 233 | 372 562 | 20,87 | 1 293 691 | 1 327 345 | 2,60 |
| MEXICO | 125 237 | 85 933 | -31,38 | 336 022 | 272 905 | -18,78 |
| GUATEMALA | 12 585 | 9 128 | -27,47 | 46 106 | 51 621 | 11,96 |

TABEL 5. PERKEMBANGAN EKSPOR INDONESIA MENURUT KOMODITI DAN NEGARA TUJUAN

| JENIS BARANG | BERAT BERSIH (KG) | | PERUB | NILAI FOB (US \$) | | PERUB |
|----------------------------|--------------------|--------------------|--------------|----------------------|----------------------|--------------|
| | JAN-SEP 2012 | JAN-SEP 2013 | % | JAN-SEP 2012 | JAN-SEP 2013 | % |
| (1) | (2) | (3) | (4) | (5) | (6) | (7) |
| HONDURAS | 5 065 | 0 | -100,00 | 8 315 | 0 | -100,00 |
| PANAMA | 28 786 | 11 050 | -61,61 | 113 175 | 38 686 | -65,82 |
| SURINAME | 31 571 | 11 658 | -63,07 | 62 684 | 20 174 | -67,82 |
| CHILE | 121 074 | 102 438 | -15,39 | 481 417 | 413 042 | -14,20 |
| VENEZUELA | 24 406 | 3 294 | -86,50 | 72 040 | 6 334 | -91,21 |
| ARGENTINA | 7 941 | 25 884 | 225,95 | 18 653 | 73 118 | 291,99 |
| BRAZIL | 222 794 | 51 311 | -76,97 | 839 577 | 229 874 | -72,62 |
| COLOMBIA | 74 045 | 36 751 | -50,37 | 192 881 | 119 921 | -37,83 |
| BOLIVIA | 285 | 0 | -100,00 | 325 | 0 | -100,00 |
| URUGUAY | 43 846 | 33 283 | -24,09 | 115 869 | 108 160 | -6,65 |
| PARAGUAY | 1 875 | 2 215 | 18,13 | 11 755 | 10 718 | -8,82 |
| ECUADOR | 2 363 | 952 | -59,71 | 10 765 | 7 937 | -26,27 |
| PERU | 63 575 | 66 955 | 5,32 | 272 428 | 182 692 | -32,94 |
| TRINIDAD AND TOBAGO | 5 429 | 0 | -100,00 | 31 174 | 0 | -100,00 |
| BAHAMAS | 19 208 | 4 640 | -75,84 | 126 085 | 9 196 | -92,71 |
| JAMAICA | 8 494 | 7 311 | -13,93 | 36 002 | 16 193 | -55,02 |
| PUERTO RICO | 22 219 | 10 664 | -52,01 | 62 795 | 33 009 | -47,43 |
| DOMINICAN REPUBLIC | 39 847 | 20 584 | -48,34 | 160 359 | 95 354 | -40,54 |
| COSTA RICA | 4 377 | 2 504 | -42,79 | 5 677 | 1 857 | -67,29 |
| HAITI | 5 224 | 251 | -95,20 | 33 087 | 778 | -97,65 |
| BARBADOS | 0 | 117 | - | 0 | 431 | - |
| ANTIGUA AND BARBUDA | 540 | 0 | -100,00 | 6 275 | 0 | -100,00 |
| ANGUILLA | 100 | 0 | -100,00 | 674 | 0 | -100,00 |
| ARUBA | 16 516 | 5 792 | -64,93 | 44 832 | 18 738 | -58,20 |
| BERMUDA | 150 | 0 | -100,00 | 750 | 0 | -100,00 |
| CAPE VERDE | 17 937 | 4 840 | -73,02 | 19 906 | 10 220 | -48,66 |
| CAYMAN ISLANDS | 55 | 0 | -100,00 | 2 | 0 | -100,00 |
| DOMINICA | 0 | 398 | - | 0 | 2 532 | - |
| FRENCH GUIANA | 9 885 | 12 036 | 21,76 | 30 213 | 30 749 | 1,77 |
| FRENCH POLYNESIA | 52 915 | 24 932 | -52,88 | 126 554 | 33 508 | -73,52 |
| MARTINIQUE | 46 776 | 23 146 | -50,52 | 132 755 | 64 822 | -51,17 |
| NETHERLANDS ANTILLES | 37 045 | 28 567 | -22,89 | 96 934 | 64 854 | -33,09 |
| SAINT LUCIA | 1 050 | 1 320 | 25,71 | 1 435 | 2 550 | 77,70 |
| GUADELOUPE | 50 344 | 26 036 | -48,28 | 138 956 | 63 855 | -54,05 |
| SAINT KITTS AND NEVIS | 2 270 | 0 | -100,00 | 15 295 | 0 | -100,00 |
| UNITED KINGDOM | 2 332 311 | 2 308 836 | -1,01 | 16 492 245 | 16 875 454 | 2,32 |
| NETHERLANDS | 2 550 446 | 2 110 762 | -17,24 | 8 177 312 | 6 666 738 | -18,47 |
| FRANCE | 2 135 367 | 1 504 298 | -29,55 | 7 083 177 | 5 142 818 | -27,39 |
| GERMANY, FED. REP. OF | 3 726 231 | 2 234 477 | -40,03 | 12 809 471 | 7 591 022 | -40,74 |
| AUSTRIA | 55 878 | 54 011 | -3,34 | 161 129 | 203 475 | 26,28 |
| BELGIUM | 1 510 742 | 1 163 526 | -22,98 | 5 706 082 | 4 152 964 | -27,22 |
| SWITZERLAND | 34 264 | 39 612 | 15,61 | 134 667 | 124 307 | -7,69 |
| DENMARK | 277 526 | 241 968 | -12,81 | 1 379 934 | 1 214 954 | -11,96 |
| NORWAY | 104 548 | 168 257 | 60,94 | 396 625 | 458 613 | 15,63 |
| SWEDEN | 448 480 | 382 418 | -14,73 | 1 716 991 | 1 300 756 | -24,24 |
| FINLAND | 466 903 | 249 154 | -46,64 | 1 914 096 | 1 189 722 | -37,84 |
| IRELAND | 28 230 | 4 620 | -83,63 | 77 294 | 22 328 | -71,11 |
| ITALY | 1 300 223 | 752 382 | -42,13 | 4 423 517 | 2 593 604 | -41,37 |
| SPAIN | 750 198 | 453 257 | -39,58 | 2 323 966 | 1 515 873 | -34,77 |
| PORTUGAL | 36 247 | 11 561 | -68,10 | 148 505 | 50 619 | -65,91 |
| GREECE | 90 585 | 72 786 | -19,65 | 496 712 | 247 896 | -50,09 |
| HUNGARY | 44 983 | 11 614 | -74,18 | 233 170 | 25 794 | -88,94 |
| POLAND | 546 883 | 285 196 | -47,85 | 1 506 849 | 788 479 | -47,67 |
| ROMANIA | 58 785 | 97 564 | 65,97 | 226 157 | 343 022 | 51,67 |
| BULGARIA | 80 438 | 51 566 | -35,89 | 154 605 | 170 150 | 10,05 |
| ALBANIA | 4 100 | 5 730 | 39,76 | 6 575 | 18 737 | 184,97 |
| AZERBAIJAN | 551 | 0 | -100,00 | 4 062 | 0 | -100,00 |
| BELARUS | 5 457 | 2 925 | -46,40 | 20 059 | 8 785 | -56,20 |
| KAZAKHSTAN | 20 266 | 16 773 | -17,24 | 91 908 | 66 964 | -27,14 |
| KYRGYZSTAN | 675 | 3 808 | 464,15 | 6 745 | 8 537 | 26,57 |
| MOLDOVA, REPUBLIC OF | 1 880 | 0 | -100,00 | 12 068 | 0 | -100,00 |
| UKRAINE | 15 793 | 126 040 | 698,08 | 74 616 | 505 476 | 577,44 |
| UZBEKISTAN | 3 825 | 2 795 | -26,93 | 6 627 | 4 767 | -28,07 |
| LITHUANIA | 96 159 | 67 651 | -29,65 | 316 588 | 329 952 | 4,22 |
| LATVIA | 62 375 | 65 754 | 5,42 | 193 784 | 207 600 | 7,13 |
| ESTONIA | 297 407 | 146 987 | -50,58 | 992 026 | 452 980 | -54,34 |
| GEORGIA | 14 607 | 30 | -99,79 | 50 942 | 463 | -99,09 |
| CROATIA | 46 727 | 35 517 | -23,99 | 135 671 | 106 749 | -21,32 |
| MALTA | 4 558 | 5 882 | 29,05 | 8 903 | 26 747 | 200,43 |
| SLOVAKIA | 27 536 | 22 696 | -17,58 | 59 335 | 60 216 | 1,48 |
| SLOVENIA | 56 216 | 64 431 | 14,61 | 177 933 | 255 923 | 43,83 |
| CZECH REPUBLIC | 15 183 | 6 612 | -56,45 | 47 856 | 14 994 | -68,67 |
| RUSSIA FEDERATION | 925 736 | 970 986 | 4,89 | 4 235 446 | 4 460 720 | 5,32 |
| MONTENEGRO | 0 | 5 374 | - | 0 | 16 470 | - |
| -DARI BAHAN LAINNYA | 410 838 398 | 374 041 485 | -8,96 | 1 141 081 475 | 1 132 729 226 | -0,73 |

TABEL 5. PERKEMBANGAN EKSPOR INDONESIA MENURUT KOMODITI DAN NEGARA TUJUAN

| JENIS BARANG | BERAT BERSIH (KG) | | PERUB | NILAI FOB (US \$) | | PERUB |
|----------------------------|-------------------|--------------|----------|-------------------|--------------|----------|
| | JAN-SEP 2012 | JAN-SEP 2013 | % | JAN-SEP 2012 | JAN-SEP 2013 | % |
| (1) | (2) | (3) | (4) | (5) | (6) | (7) |
| JAPAN | 70 655 574 | 62 207 485 | -11,96 | 163 466 462 | 137 543 075 | -15,86 |
| HONG KONG | 417 987 | 469 817 | 12,40 | 1 781 088 | 1 944 433 | 9,17 |
| KOREA, REPUBLIC OF | 9 929 946 | 10 184 631 | 2,56 | 24 789 684 | 27 840 588 | 12,31 |
| TAIWAN | 7 459 091 | 9 307 056 | 24,77 | 21 955 264 | 27 173 724 | 23,77 |
| CHINA | 5 562 992 | 6 654 789 | 19,63 | 13 385 692 | 13 844 763 | 3,43 |
| MONGOLIA | 18 989 | 17 091 | -10,00 | 53 221 | 38 826 | -27,05 |
| MACAU | 16 931 | 87 267 | 415,43 | 176 511 | 291 306 | 65,04 |
| PAPUA NEW GUINEA | 25 605 | 14 231 | -44,42 | 75 634 | 31 301 | -58,62 |
| THAILAND | 1 014 116 | 880 899 | -13,14 | 2 687 151 | 3 302 128 | 22,89 |
| SINGAPORE | 5 148 196 | 4 397 781 | -14,58 | 15 773 463 | 14 534 915 | -7,85 |
| PHILIPPINES | 806 584 | 717 137 | -11,09 | 1 198 024 | 994 518 | -16,99 |
| MALAYSIA | 15 311 336 | 13 058 577 | -14,71 | 30 377 436 | 25 761 848 | -15,19 |
| MYANMAR | 7 000 | 29 401 | 320,01 | 11 400 | 55 730 | 388,86 |
| BRUNEI DARUSSALAM | 156 104 | 254 603 | 63,10 | 326 492 | 1 157 311 | 254,47 |
| VIET NAM | 1 104 085 | 683 798 | -38,07 | 3 019 972 | 2 877 955 | -4,70 |
| MALDIVES | 460 114 | 305 600 | -33,58 | 1 834 104 | 1 343 694 | -26,74 |
| INDIA | 2 654 743 | 2 026 200 | -23,68 | 4 514 432 | 3 804 505 | -15,73 |
| PAKISTAN | 5 533 | 9 279 | 67,70 | 6 353 | 13 520 | 112,81 |
| BANGLADESH | 18 764 | 36 894 | 96,62 | 38 651 | 51 190 | 32,44 |
| SRI LANKA | 205 268 | 205 905 | 0,31 | 422 707 | 422 739 | 0,01 |
| IRAQ | 13 990 | 68 339 | 388,48 | 49 685 | 166 886 | 235,89 |
| IRAN (ISLAMIC REPUBLIC OF) | 173 715 | 452 068 | 160,24 | 688 984 | 1 235 543 | 79,33 |
| SAUDI ARABIA | 1 664 587 | 1 484 120 | -10,84 | 2 709 568 | 2 496 690 | -7,86 |
| ISRAEL | 671 385 | 623 986 | -7,06 | 2 500 060 | 2 387 825 | -4,49 |
| KUWAIT | 887 642 | 813 290 | -8,38 | 1 758 938 | 1 725 268 | -1,91 |
| JORDAN | 53 312 | 96 990 | 81,93 | 261 611 | 408 459 | 56,13 |
| LEBANON | 448 711 | 247 628 | -44,81 | 1 690 852 | 1 175 601 | -30,47 |
| YEMEN | 135 751 | 124 640 | -8,18 | 185 341 | 192 689 | 3,96 |
| OMAN | 246 984 | 308 529 | 24,92 | 426 559 | 559 644 | 31,20 |
| SYRIA ARAB REPUBLIC | 1 608 | 35 | -97,82 | 9 677 | 25 | -99,74 |
| TURKEY | 1 215 465 | 1 335 174 | 9,85 | 4 696 690 | 6 531 243 | 39,06 |
| UNITED ARAB EMIRATES | 19 771 709 | 6 725 882 | -65,98 | 20 529 406 | 11 534 525 | -43,81 |
| QATAR | 163 207 | 181 112 | 10,97 | 956 251 | 2 299 460 | 140,47 |
| BAHRAIN | 193 997 | 145 276 | -25,11 | 931 368 | 519 095 | -44,27 |
| CYPRUS | 93 547 | 40 139 | -57,09 | 528 473 | 235 543 | -55,43 |
| EGYPT | 165 508 | 213 769 | 29,16 | 566 158 | 540 220 | -4,58 |
| LIBYAN ARAB JAMAHIRIYA | 138 298 | 154 646 | 11,82 | 302 773 | 401 098 | 32,47 |
| MOROCCO | 586 128 | 249 205 | -57,48 | 1 047 602 | 434 417 | -58,53 |
| TUNISIA | 44 114 | 71 037 | 61,03 | 182 878 | 236 877 | 29,53 |
| ALGERIA | 718 013 | 265 329 | -63,05 | 755 353 | 527 443 | -30,17 |
| SUDAN | 57 664 | 33 535 | -41,84 | 49 379 | 36 022 | -27,05 |
| NAMIBIA | 493 167 | 133 259 | -72,98 | 419 464 | 160 516 | -61,73 |
| ETHIOPIA | 211 181 | 43 842 | -79,24 | 163 939 | 29 617 | -81,93 |
| TANZANIA, UNITED REP. OF | 476 517 | 297 445 | -37,58 | 1 299 700 | 463 512 | -64,34 |
| MADAGASCAR | 38 007 | 9 331 | -75,45 | 54 368 | 58 901 | 8,34 |
| SOMALIA | 0 | 3 125 | - | 0 | 2 177 | - |
| KENYA | 222 351 | 183 318 | -17,55 | 416 997 | 397 514 | -4,67 |
| REUNION | 1 166 194 | 858 661 | -26,37 | 2 429 716 | 1 986 558 | -18,24 |
| MOZAMBIQUE | 26 771 | 15 649 | -41,54 | 103 627 | 73 507 | -29,07 |
| BOTSWANA | 683 | 642 | -6,00 | 787 | 870 | 10,55 |
| EQUATORIAL GUINEA | 0 | 24 453 | - | 0 | 29 439 | - |
| TOGO | 22 350 | 41 313 | 84,85 | 34 675 | 59 901 | 72,75 |
| GHANA | 85 669 | 187 991 | 119,44 | 100 445 | 280 337 | 179,10 |
| LIBERIA | 4 987 | 9 870 | 97,91 | 20 121 | 42 066 | 109,07 |
| GUINEA | 21 528 | 68 344 | 217,47 | 86 244 | 377 182 | 337,34 |
| ANGOLA | 845 381 | 857 685 | 1,46 | 863 486 | 1 055 641 | 22,25 |
| CONGO | 75 984 | 11 291 | -85,14 | 124 580 | 56 057 | -55,00 |
| CAMEROON | 22 009 | 94 791 | 330,69 | 26 530 | 95 207 | 258,87 |
| NIGERIA | 135 530 | 170 821 | 26,04 | 385 823 | 466 746 | 20,97 |
| SIERRA LEONE | 4 405 | 113 713 | 2 481,45 | 19 267 | 521 143 | 2 604,85 |
| GABON | 62 371 | 68 572 | 9,94 | 141 264 | 189 781 | 34,34 |
| COTE D'IVOIRE | 136 755 | 12 321 | -90,99 | 236 507 | 92 691 | -60,81 |
| SENEGAL | 24 008 | 22 793 | -5,06 | 44 898 | 65 408 | 45,68 |
| MAURITANIA | 0 | 6 050 | - | 0 | 17 989 | - |
| BENIN | 13 353 | 42 792 | 220,47 | 63 508 | 104 033 | 63,81 |
| BURKINA FASO | 1 508 | 0 | -100,00 | 6 808 | 0 | -100,00 |
| GAMBIA | 0 | 115 | - | 0 | 3 341 | - |
| U.S. VIRGIN ISLANDS | 13 602 | 6 490 | -52,29 | 75 785 | 40 435 | -46,65 |
| SEYCHELLES | 146 149 | 274 586 | 87,88 | 674 889 | 1 553 176 | 130,14 |
| UGANDA | 31 377 | 10 277 | -67,25 | 47 374 | 16 018 | -66,19 |
| NIGER | 314 | 2 085 | 564,01 | 466 | 1 545 | 231,55 |
| DJIBOUTI | 193 164 | 64 744 | -66,48 | 134 539 | 71 344 | -46,97 |
| SOUTH AFRICA | 3 490 154 | 3 655 946 | 4,75 | 7 335 824 | 7 558 672 | 3,04 |
| ZIMBABWE | 7 904 | 7 658 | -3,11 | 26 524 | 18 807 | -29,09 |
| ZAMBIA | 0 | 23 645 | - | 0 | 28 358 | - |
| MAURITIUS | 734 384 | 765 915 | 4,29 | 2 045 526 | 2 338 572 | 14,33 |
| RWANDA | 117 354 | 70 620 | -39,82 | 164 951 | 106 088 | -35,69 |

TABEL 5. PERKEMBANGAN EKSPOR INDONESIA MENURUT KOMODITI DAN NEGARA TUJUAN

| JENIS BARANG | BERAT BERSIH (KG) | | PERUB | NILAI FOB (US \$) | | PERUB |
|----------------------------------|-------------------|--------------|----------|-------------------|--------------|---------|
| | JAN-SEP 2012 | JAN-SEP 2013 | % | JAN-SEP 2012 | JAN-SEP 2013 | % |
| | (1) | (2) | (3) | (4) | (5) | (6) |
| VIRGIN ISLANDS (BRITISH) | 21 550 | 49 272 | 128,64 | 52 046 | 172 679 | 231,78 |
| AUSTRALIA | 12 276 503 | 12 133 263 | -1,17 | 35 317 392 | 38 239 518 | 8,27 |
| NEW ZEALAND | 1 483 423 | 1 516 904 | 2,26 | 4 421 913 | 5 283 460 | 19,48 |
| MICRONESIA, FED. STATES OF | 152 | 0 | -100,00 | 2 531 | 0 | -100,00 |
| GUAM | 10 912 | 19 406 | 77,84 | 32 378 | 53 550 | 65,39 |
| PALAU | 12 | 1 050 | 8 650,00 | 152 | 936 | 515,79 |
| NEW CALEDONIA | 287 974 | 261 535 | -9,18 | 845 136 | 641 738 | -24,07 |
| NORTHERN MARIANA ISLANDS | 3 563 | 10 073 | 182,71 | 3 065 | 18 077 | 489,79 |
| SAINT VINCENT AND THE GRENADINES | 11 286 | 19 378 | 71,70 | 46 562 | 105 689 | 126,99 |
| VANUATU | 24 337 | 33 119 | 36,08 | 56 183 | 73 229 | 30,34 |
| WALLIS AND FUTUNA ISLANDS | 21 720 | 14 900 | -31,40 | 81 167 | 52 968 | -34,74 |
| COOK ISLANDS | 17 254 | 12 224 | -29,15 | 41 130 | 43 400 | 5,52 |
| FIJI | 63 446 | 119 262 | 87,97 | 111 689 | 569 093 | 409,53 |
| KIRIBATI | 0 | 60 | - | 0 | 500 | - |
| SAMOA | 5 000 | 0 | -100,00 | 5 219 | 0 | -100,00 |
| SOLOMON ISLANDS | 11 064 | 1 107 | -89,99 | 60 436 | 2 720 | -95,50 |
| TONGA | 0 | 1 492 | - | 0 | 6 132 | - |
| EAST TIMOR | 1 127 235 | 1 513 206 | 34,24 | 1 799 762 | 1 708 730 | -5,06 |
| UNITED STATES | 106 521 659 | 110 900 397 | 4,11 | 385 736 715 | 439 462 458 | 13,93 |
| CANADA | 6 448 045 | 5 273 231 | -18,22 | 19 722 032 | 18 210 137 | -7,67 |
| MEXICO | 518 383 | 792 949 | 52,97 | 2 073 002 | 3 338 436 | 61,04 |
| GUATEMALA | 109 130 | 139 300 | 27,65 | 345 031 | 465 694 | 34,97 |
| HONDURAS | 5 533 | 3 290 | -40,54 | 18 950 | 9 231 | -51,29 |
| PANAMA | 188 057 | 175 029 | -6,93 | 580 429 | 706 607 | 21,74 |
| SURINAME | 128 113 | 84 239 | -34,25 | 224 367 | 162 557 | -27,55 |
| CHILE | 389 982 | 469 555 | 20,40 | 1 229 712 | 1 486 701 | 20,90 |
| VENEZUELA | 43 629 | 27 894 | -36,07 | 123 525 | 70 909 | -42,60 |
| ARGENTINA | 141 284 | 177 681 | 25,76 | 376 358 | 488 157 | 29,71 |
| BRAZIL | 471 099 | 366 254 | -22,26 | 1 331 092 | 1 112 202 | -16,44 |
| COLOMBIA | 199 432 | 200 881 | 0,73 | 553 981 | 523 359 | -5,53 |
| BOLIVIA | 95 | 0 | -100,00 | 200 | 0 | -100,00 |
| URUGUAY | 92 306 | 118 330 | 28,19 | 357 815 | 410 979 | 14,86 |
| PARAGUAY | 20 384 | 14 903 | -26,89 | 64 211 | 67 423 | 5,00 |
| ECUADOR | 22 497 | 39 126 | 73,92 | 82 426 | 113 747 | 38,00 |
| PERU | 241 725 | 112 624 | -53,41 | 1 008 153 | 379 908 | -62,32 |
| GUYANA | 6 807 | 0 | -100,00 | 12 831 | 0 | -100,00 |
| TRINIDAD AND TOBAGO | 106 972 | 39 708 | -62,88 | 316 053 | 135 475 | -57,14 |
| BAHAMAS | 17 720 | 13 483 | -23,91 | 81 962 | 109 766 | 33,92 |
| JAMAICA | 80 636 | 196 517 | 143,71 | 312 650 | 1 090 260 | 248,72 |
| PUERTO RICO | 350 813 | 343 254 | -2,15 | 1 025 007 | 965 566 | -5,80 |
| BELIZE | 7 765 | 0 | -100,00 | 10 020 | 0 | -100,00 |
| DOMINICAN REPUBLIC | 251 872 | 585 306 | 132,38 | 774 490 | 1 902 725 | 145,67 |
| EL SALVADOR | 0 | 3 000 | - | 0 | 6 140 | - |
| COSTA RICA | 43 572 | 65 672 | 50,72 | 121 786 | 227 735 | 87,00 |
| HAITI | 52 175 | 45 901 | -12,02 | 116 347 | 102 216 | -12,15 |
| BARBADOS | 21 739 | 17 968 | -17,35 | 105 248 | 84 951 | -19,28 |
| ANTIGUA AND BARBUDA | 8 899 | 12 400 | 39,34 | 35 728 | 48 934 | 36,96 |
| ANGUILLA | 12 753 | 0 | -100,00 | 48 036 | 0 | -100,00 |
| ARUBA | 40 262 | 77 960 | 93,63 | 89 679 | 239 350 | 166,90 |
| BERMUDA | 6 287 | 1 778 | -71,72 | 24 650 | 6 944 | -71,83 |
| CAPE VERDE | 12 250 | 6 941 | -43,34 | 19 015 | 19 349 | 1,76 |
| CAYMAN ISLANDS | 19 859 | 11 970 | -39,73 | 27 921 | 24 681 | -11,60 |
| DOMINICA | 3 908 | 24 193 | 519,06 | 23 853 | 103 764 | 335,01 |
| FRENCH GUIANA | 87 097 | 79 220 | -9,04 | 150 551 | 172 794 | 14,77 |
| FRENCH POLYNESIA | 222 266 | 336 746 | 51,51 | 632 133 | 852 168 | 34,81 |
| GRENADA | 0 | 62 696 | - | 0 | 194 291 | - |
| MARTINIQUE | 298 336 | 251 051 | -15,85 | 698 986 | 629 862 | -9,89 |
| NETHERLANDS ANTILLES | 178 335 | 65 200 | -63,44 | 714 468 | 317 393 | -55,58 |
| SAINT LUCIA | 5 600 | 13 990 | 149,82 | 11 354 | 65 996 | 481,26 |
| TURKS AND CAICOS ISLANDS | 2 299 | 10 176 | 342,63 | 13 236 | 22 616 | 70,87 |
| GUADELOUPE | 228 706 | 236 788 | 3,53 | 536 618 | 651 637 | 21,43 |
| SAINT KITTS AND NEVIS | 1 611 | 3 148 | 95,41 | 15 439 | 13 693 | -11,31 |
| UNITED KINGDOM | 23 748 288 | 25 775 307 | 8,54 | 46 405 855 | 46 768 894 | 0,78 |
| NETHERLANDS | 17 559 370 | 14 743 304 | -16,04 | 56 613 254 | 49 307 930 | -12,90 |
| FRANCE | 27 174 705 | 21 602 224 | -20,51 | 56 750 246 | 45 389 867 | -20,02 |
| GERMANY, FED. REP. OF | 14 860 567 | 11 109 258 | -25,24 | 46 805 855 | 39 864 462 | -14,83 |
| AUSTRIA | 362 793 | 523 816 | 44,38 | 1 256 982 | 1 546 717 | 23,05 |
| BELGIUM | 12 913 704 | 9 585 242 | -25,77 | 41 522 985 | 35 345 491 | -14,88 |
| SWITZERLAND | 1 134 496 | 651 115 | -42,61 | 2 711 865 | 1 794 459 | -33,83 |
| LUXEMBOURG | 828 | 105 | -87,32 | 3 023 | 225 | -92,56 |
| DENMARK | 1 801 468 | 2 062 457 | 14,49 | 9 237 637 | 9 909 119 | 7,27 |
| NORWAY | 748 018 | 730 584 | -2,33 | 3 241 342 | 3 693 977 | 13,96 |
| SWEDEN | 2 161 293 | 2 249 069 | 4,06 | 8 337 995 | 8 502 046 | 1,97 |
| FINLAND | 595 844 | 432 393 | -27,43 | 2 441 045 | 2 160 907 | -11,48 |
| IRELAND | 494 006 | 460 077 | -6,87 | 1 607 395 | 1 659 167 | 3,22 |
| ITALY | 5 041 408 | 4 382 973 | -13,06 | 20 118 463 | 18 624 361 | -7,43 |
| SPAIN | 5 796 918 | 3 791 992 | -34,59 | 17 743 055 | 13 541 025 | -23,68 |

TABEL 5. PERKEMBANGAN EKSPOR INDONESIA MENURUT KOMODITI DAN NEGARA TUJUAN

| JENIS BARANG | BERAT BERSIH (KG) | | PERUB | NILAI FOB (US \$) | | PERUB |
|-------------------------------|----------------------|--------------------|---------------|--------------------|--------------------|---------------|
| | JAN-SEP 2012 | JAN-SEP 2013 | % | JAN-SEP 2012 | JAN-SEP 2013 | % |
| (1) | (2) | (3) | (4) | (5) | (6) | (7) |
| PORTUGAL | 818 110 | 114 268 | -86,03 | 1 586 413 | 404 142 | -74,52 |
| ICELAND | 18 296 | 2 342 | -87,20 | 98 608 | 13 773 | -86,03 |
| GREECE | 458 502 | 377 817 | -17,60 | 1 501 267 | 1 594 036 | 6,18 |
| ANDORRA | 0 | 716 | - | 0 | 9 547 | - |
| THE DEMOCRATIC REPUBLIC OF TH | 363 193 | 262 030 | -27,85 | 461 441 | 377 255 | -18,24 |
| HUNGARY | 26 923 | 20 836 | -22,61 | 68 138 | 115 269 | 69,17 |
| POLAND | 734 521 | 1 193 313 | 62,46 | 1 683 090 | 2 191 572 | 30,21 |
| ROMANIA | 113 300 | 100 079 | -11,67 | 529 981 | 518 327 | -2,20 |
| BULGARIA | 94 490 | 62 510 | -33,84 | 317 291 | 218 761 | -31,05 |
| ALBANIA | 7 455 | 2 107 | -71,74 | 18 624 | 9 096 | -51,16 |
| AZERBAIJAN | 10 329 | 3 676 | -64,41 | 79 702 | 33 279 | -58,25 |
| BELARUS | 39 999 | 48 861 | 22,16 | 242 399 | 349 875 | 44,34 |
| KAZAKHSTAN | 21 581 | 21 759 | 0,82 | 96 798 | 113 485 | 17,24 |
| KYRGYZSTAN | 100 | 14 843 | 14 743,00 | 900 | 50 564 | 5 518,22 |
| TURKMENISTAN | 35 | 1 617 | 4 520,00 | 313 | 25 114 | 7 923,64 |
| UKRAINE | 152 442 | 202 564 | 32,88 | 891 383 | 1 130 376 | 26,81 |
| UZBEKISTAN | 14 220 | 3 813 | -73,19 | 36 318 | 14 190 | -60,93 |
| LITHUANIA | 205 832 | 143 068 | -30,49 | 1 044 632 | 828 961 | -20,65 |
| LATVIA | 204 255 | 361 249 | 76,86 | 1 058 140 | 1 170 973 | 10,66 |
| ESTONIA | 105 417 | 44 777 | -57,52 | 333 633 | 294 830 | -11,63 |
| GEORGIA | 48 567 | 17 002 | -64,99 | 246 106 | 74 289 | -69,81 |
| CROATIA | 305 053 | 314 781 | 3,19 | 618 018 | 616 295 | -0,28 |
| MALTA | 76 443 | 59 942 | -21,59 | 202 061 | 196 281 | -2,86 |
| SLOVAKIA | 72 583 | 114 330 | 57,52 | 147 906 | 176 378 | 19,25 |
| SLOVENIA | 207 546 | 91 501 | -55,91 | 538 912 | 258 000 | -52,13 |
| CZECH REPUBLIC | 546 124 | 518 065 | -5,14 | 2 120 960 | 1 822 293 | -14,08 |
| RUSSIA FEDERATION | 1 573 129 | 1 352 698 | -14,01 | 5 459 864 | 4 943 252 | -9,46 |
| SERBIA | 400 | 2 320 | 480,00 | 661 | 5 438 | 722,69 |
| MONTENEGRO | 1 120 | 38 362 | 3 325,18 | 8 119 | 59 907 | 637,86 |
| -AN ORGANIK | 1 003 102 136 | 893 865 573 | -10,89 | 441 185 265 | 394 270 752 | -10,63 |
| JAPAN | 123 229 027 | 101 094 472 | -17,96 | 61 481 507 | 57 152 403 | -7,04 |
| HONG KONG | 219 662 | 439 134 | 99,91 | 862 312 | 164 025 | -80,98 |
| KOREA, REPUBLIC OF | 240 019 821 | 254 460 658 | 6,02 | 106 246 490 | 96 224 900 | -9,43 |
| TAIWAN | 120 773 307 | 92 360 554 | -23,53 | 66 717 468 | 51 420 733 | -22,93 |
| CHINA | 7 995 082 | 29 365 813 | 267,30 | 4 630 028 | 13 377 080 | 188,92 |
| PAPUA NEW GUINEA | 1 099 900 | 1 182 053 | 7,47 | 198 614 | 254 455 | 28,12 |
| THAILAND | 89 691 510 | 57 633 169 | -35,74 | 43 255 271 | 22 938 899 | -46,97 |
| SINGAPORE | 11 300 208 | 23 787 882 | 110,51 | 5 257 807 | 8 804 656 | 67,46 |
| PHILIPPINES | 39 397 720 | 50 644 674 | 28,55 | 9 918 795 | 16 953 603 | 70,92 |
| MALAYSIA | 47 773 964 | 35 593 439 | -25,50 | 14 235 751 | 14 081 453 | -1,08 |
| MYANMAR | 4 676 600 | 3 910 496 | -16,38 | 2 390 182 | 1 948 455 | -18,48 |
| BRUNEI DARUSSALAM | 6 211 060 | 9 104 380 | 46,58 | 1 222 753 | 1 756 418 | 43,64 |
| VIET NAM | 66 978 938 | 68 011 315 | 1,54 | 34 681 507 | 36 557 206 | 5,41 |
| INDIA | 29 113 956 | 46 511 198 | 59,76 | 16 922 103 | 20 794 951 | 22,89 |
| PAKISTAN | 1 652 915 | 1 249 260 | -24,42 | 527 913 | 289 986 | -45,07 |
| BANGLADESH | 14 761 762 | 12 979 649 | -12,07 | 2 348 576 | 1 606 180 | -31,61 |
| SRI LANKA | 4 146 610 | 3 553 530 | -14,30 | 1 439 997 | 1 352 055 | -6,11 |
| IRAN (ISLAMIC REPUBLIC OF) | 0 | 69 765 | - | 0 | 234 866 | - |
| SAUDI ARABIA | 610 760 | 306 582 | -49,80 | 1 509 519 | 794 078 | -47,40 |
| ISRAIL | 0 | 525 | - | 0 | 2 100 | - |
| KUWAIT | 29 | 37 | 27,59 | 2 071 | 3 056 | 47,56 |
| JORDAN | 66 000 | 101 000 | 53,03 | 64 158 | 24 839 | -61,28 |
| LEBANON | 25 200 | 5 200 | -79,37 | 39 750 | 13 416 | -66,25 |
| OMAN | 1 351 650 | 3 625 000 | 168,19 | 56 409 | 278 050 | 392,92 |
| TURKEY | 90 284 | 37 653 | -58,29 | 113 065 | 100 144 | -11,43 |
| UNITED ARAB EMIRATES | 210 000 | 270 335 | 28,73 | 72 959 | 145 140 | 98,93 |
| QATAR | 3 | 99 575 | 3 319 066,67 | 246 | 55 000 | 22 257,72 |
| EGYPT | 357 640 | 87 600 | -75,51 | 242 891 | 117 961 | -51,43 |
| MOROCCO | 0 | 1 000 | - | 0 | 440 | - |
| TUNISIA | 3 500 | 6 000 | 71,43 | 7 820 | 14 100 | 80,31 |
| SUDAN | 0 | 137 | - | 0 | 5 193 | - |
| TANZANIA, UNITED REP. OF | 6 964 000 | 7 382 000 | 6,00 | 645 732 | 700 670 | 8,51 |
| MADAGASCAR | 810 200 | 614 580 | -24,14 | 214 878 | 175 072 | -18,52 |
| KENYA | 13 071 000 | 399 519 | -96,94 | 2 131 172 | 109 332 | -94,87 |
| MOZAMBIQUE | 0 | 325 000 | - | 0 | 59 118 | - |
| TOGO | 35 220 | 15 840 | -55,03 | 7 217 | 4 514 | -37,45 |
| GHANA | 720 000 | 912 000 | 26,67 | 122 256 | 159 236 | 30,25 |
| GUINEA | 144 000 | 72 000 | -50,00 | 72 960 | 12 924 | -82,29 |
| CAMEROON | 24 000 | 72 000 | 200,00 | 4 308 | 12 849 | 198,26 |
| NIGERIA | 4 251 760 | 2 828 000 | -33,49 | 1 783 504 | 1 079 180 | -39,49 |
| COTE D'IVOIRE | 173 268 | 389 280 | 124,67 | 32 040 | 70 327 | 119,50 |
| CENTRAL AFRICAN REPUBLIC | 120 000 | 0 | -100,00 | 61 200 | 0 | -100,00 |
| DJIBOUTI | 400 000 | 56 500 | -85,88 | 6 070 | 7 318 | 20,56 |
| SAO TOME AND PRINCIPE | 16 | 0 | -100,00 | 1 384 | 0 | -100,00 |
| SOUTH AFRICA | 281 853 | 832 850 | 195,49 | 257 982 | 354 700 | 37,49 |
| MAURITIUS | 3 050 200 | 3 096 000 | 1,50 | 351 439 | 446 141 | 26,95 |

TABEL 5. PERKEMBANGAN EKSPOR INDONESIA MENURUT KOMODITI DAN NEGARA TUJUAN

| JENIS BARANG | BERAT BERSIH (KG) | | PERUB | NILAI FOB (US \$) | | PERUB |
|-------------------------------|----------------------|----------------------|--------------|----------------------|----------------------|--------------|
| | JAN-SEP 2012 | JAN-SEP 2013 | % | JAN-SEP 2012 | JAN-SEP 2013 | % |
| (1) | (2) | (3) | (4) | (5) | (6) | (7) |
| AUSTRALIA | 46 236 995 | 20 775 555 | -55,07 | 19 211 648 | 9 091 098 | -52,68 |
| NEW ZEALAND | 4 457 770 | 638 848 | -85,67 | 795 486 | 354 521 | -55,43 |
| FIJI | 1 000 000 | 400 000 | -60,00 | 164 900 | 67 920 | -58,81 |
| EAST TIMOR | 108 060 | 97 244 | -10,01 | 33 876 | 84 005 | 147,98 |
| UNITED STATES | 50 396 902 | 38 535 840 | -23,54 | 19 267 956 | 21 706 644 | 12,66 |
| CANADA | 174 025 | 556 329 | 219,68 | 156 641 | 448 981 | 186,63 |
| MEXICO | 48 083 232 | 12 379 240 | -74,25 | 15 493 490 | 6 342 458 | -59,06 |
| SURINAME | 185 | 1 135 | 513,51 | 1 950 | 6 685 | 242,82 |
| VENEZUELA | 6 417 | 0 | -100,00 | 20 450 | 0 | -100,00 |
| BRAZIL | 55 580 | 102 720 | 84,81 | 73 220 | 65 496 | -10,55 |
| COLOMBIA | 0 | 218 | - | 0 | 6 907 | - |
| PERU | 9 801 | 9 801 | 0,00 | 26 611 | 26 611 | 0,00 |
| TRINIDAD AND TOBAGO | 42 720 | 85 440 | 100,00 | 11 962 | 23 924 | 100,00 |
| DOMINICAN REPUBLIC | 26 370 | 44 064 | 67,10 | 43 032 | 81 752 | 89,98 |
| COSTA RICA | 0 | 1 070 | - | 0 | 74 600 | - |
| SAINT LUCIA | 20 000 | 0 | -100,00 | 38 300 | 0 | -100,00 |
| UNITED KINGDOM | 337 303 | 378 365 | 12,17 | 383 072 | 328 112 | -14,35 |
| NETHERLANDS | 2 101 486 | 2 507 999 | 19,34 | 1 584 901 | 1 726 799 | 8,95 |
| FRANCE | 296 592 | 198 501 | -33,07 | 188 029 | 166 851 | -11,26 |
| GERMANY, FED. REP. OF | 287 732 | 768 932 | 167,24 | 341 904 | 658 234 | 92,52 |
| AUSTRIA | 0 | 6 000 | - | 0 | 3 983 | - |
| BELGIUM | 996 747 | 852 509 | -14,47 | 820 535 | 485 108 | -40,88 |
| SWITZERLAND | 433 | 1 410 | 225,64 | 20 211 | 23 699 | 17,26 |
| DENMARK | 80 195 | 120 000 | 49,64 | 45 992 | 90 800 | 97,43 |
| NORWAY | 0 | 15 500 | - | 0 | 136 400 | - |
| SWEDEN | 118 500 | 321 800 | 171,56 | 71 490 | 243 210 | 240,20 |
| FINLAND | 275 258 | 144 000 | -47,69 | 170 700 | 113 320 | -33,61 |
| ITALY | 198 417 | 213 995 | 7,85 | 111 035 | 165 326 | 48,90 |
| SPAIN | 382 921 | 616 004 | 60,87 | 245 560 | 418 136 | 70,28 |
| THE DEMOCRATIC REPUBLIC OF TH | 4 680 000 | 0 | -100,00 | 794 663 | 0 | -100,00 |
| POLAND | 24 564 | 0 | -100,00 | 105 563 | 0 | -100,00 |
| AZERBAIJAN | 15 906 | 0 | -100,00 | 4 326 | 0 | -100,00 |
| LATVIA | 5 400 | 5 400 | 0,00 | 12 158 | 14 850 | 22,14 |
| MONTENEGRO | 880 000 | 600 000 | -31,82 | 807 500 | 657 100 | -18,63 |
| -ORGANIK | 1 943 470 711 | 1 898 299 866 | -2,32 | 2 122 459 693 | 1 972 499 789 | -7,07 |
| JAPAN | 137 998 041 | 200 708 486 | 45,44 | 180 955 137 | 221 509 183 | 22,41 |
| HONG KONG | 2 194 866 | 5 926 014 | 169,99 | 4 687 558 | 9 961 675 | 112,51 |
| KOREA, DEM. PEOPLE'S REP. | 120 | 17 500 | 14 483,33 | 456 | 23 497 | 5 052,85 |
| KOREA, REPUBLIC OF | 170 700 440 | 103 512 014 | -39,36 | 202 111 797 | 112 139 013 | -44,52 |
| TAIWAN | 48 974 825 | 56 646 744 | 15,67 | 33 907 380 | 42 957 811 | 26,69 |
| CHINA | 537 383 537 | 478 673 651 | -10,93 | 516 658 326 | 489 343 689 | -5,29 |
| MONGOLIA | 6 543 | 13 301 | 103,29 | 46 159 | 195 416 | 323,35 |
| PAPUA NEW GUINEA | 49 690 | 69 912 | 40,70 | 115 744 | 152 074 | 31,39 |
| THAILAND | 253 932 242 | 278 668 199 | 9,74 | 148 496 892 | 137 239 662 | -7,58 |
| SINGAPORE | 30 761 363 | 56 768 912 | 84,55 | 33 504 642 | 66 711 772 | 99,11 |
| PHILIPPINES | 42 976 668 | 51 066 029 | 18,82 | 49 531 291 | 42 721 523 | -13,75 |
| MALAYSIA | 146 120 980 | 108 805 202 | -25,54 | 139 655 648 | 97 396 691 | -30,26 |
| MYANMAR | 576 681 | 1 991 421 | 245,32 | 820 799 | 2 044 991 | 149,15 |
| CAMBODIA | 2 252 054 | 1 120 468 | -50,25 | 4 236 378 | 2 705 382 | -36,14 |
| BRUNEI DARUSSALAM | 2 117 | 38 699 | 1 728,01 | 10 277 | 66 858 | 550,56 |
| NEPAL | 36 757 | 0 | -100,00 | 477 202 | 0 | -100,00 |
| VIET NAM | 45 172 678 | 56 310 276 | 24,66 | 49 890 070 | 61 195 287 | 22,66 |
| MALDIVES | 6 577 | 8 572 | 30,33 | 38 485 | 49 709 | 29,16 |
| INDIA | 85 673 940 | 100 879 991 | 17,75 | 96 277 157 | 114 250 403 | 18,67 |
| PAKISTAN | 7 996 952 | 5 591 051 | -30,09 | 12 162 314 | 9 696 296 | -20,28 |
| BANGLADESH | 1 888 824 | 1 695 359 | -10,24 | 2 952 200 | 2 111 214 | -28,49 |
| SRI LANKA | 19 636 128 | 9 273 746 | -52,77 | 19 051 549 | 9 023 958 | -52,63 |
| AFGHANISTAN | 0 | 30 | - | 0 | 159 | - |
| IRAQ | 6 000 | 0 | -100,00 | 9 668 | 0 | -100,00 |
| IRAN (ISLAMIC REPUBLIC OF) | 6 188 800 | 5 150 800 | -16,77 | 9 954 299 | 7 917 009 | -20,47 |
| SAUDI ARABIA | 6 663 774 | 7 667 680 | 15,07 | 8 980 251 | 9 476 088 | 5,52 |
| ISRAEL | 2 362 130 | 3 106 190 | 31,50 | 4 635 611 | 4 462 894 | -3,73 |
| KUWAIT | 63 219 | 74 134 | 17,27 | 430 607 | 293 218 | -31,91 |
| JORDAN | 2 110 225 | 1 827 912 | -13,38 | 2 193 614 | 2 087 473 | -4,84 |
| LEBANON | 314 605 | 268 588 | -14,63 | 586 819 | 322 696 | -45,01 |
| YEMEN | 61 998 | 135 999 | 119,36 | 58 034 | 231 135 | 298,28 |
| OMAN | 28 004 | 95 805 | 242,11 | 76 086 | 199 415 | 162,09 |
| SYRIA ARAB REPUBLIC | 445 800 | 246 700 | -44,66 | 482 218 | 260 503 | -45,98 |
| TURKEY | 11 610 534 | 15 313 310 | 31,89 | 17 564 603 | 19 476 168 | 10,88 |
| UNITED ARAB EMIRATES | 10 165 073 | 8 381 918 | -17,54 | 9 369 135 | 7 116 606 | -24,04 |
| QATAR | 10 216 | 10 418 | 1,98 | 90 243 | 80 691 | -10,58 |
| BAHRAIN | 0 | 237 | - | 0 | 5 544 | - |
| CYPRUS | 154 000 | 42 000 | -72,73 | 269 993 | 78 101 | -71,07 |
| EGYPT | 8 374 641 | 7 154 623 | -14,57 | 9 673 224 | 7 934 915 | -17,97 |
| LIBYAN ARAB JAMAHIRIYA | 211 201 | 29 892 | -85,85 | 497 032 | 89 973 | -81,90 |
| MOROCCO | 575 050 | 773 575 | 34,52 | 763 100 | 1 091 528 | 43,04 |

TABEL 5. PERKEMBANGAN EKSPOR INDONESIA MENURUT KOMODITI DAN NEGARA TUJUAN

| JENIS BARANG | BERAT BERSIH (KG) | | PERUB | NILAI FOB (US \$) | | PERUB |
|-------------------------------|-------------------|--------------|----------|-------------------|--------------|---------|
| | JAN-SEP 2012 | JAN-SEP 2013 | % | JAN-SEP 2012 | JAN-SEP 2013 | % |
| (1) | (2) | (3) | (4) | (5) | (6) | (7) |
| TUNISIA | 246 600 | 467 500 | 89,58 | 448 437 | 694 777 | 54,93 |
| ALGERIA | 43 200 | 330 600 | 665,28 | 26 476 | 234 800 | 786,84 |
| SUDAN | 2 172 024 | 2 305 901 | 6,16 | 1 758 972 | 1 922 273 | 9,28 |
| ERITREA | 20 000 | 0 | -100,00 | 11 800 | 0 | -100,00 |
| ETHIOPIA | 446 000 | 281 559 | -36,87 | 323 660 | 232 832 | -28,06 |
| TANZANIA, UNITED REP. OF | 676 000 | 743 800 | 10,03 | 551 006 | 543 190 | -1,42 |
| MADAGASCAR | 136 800 | 1 163 184 | 750,28 | 116 535 | 603 123 | 417,55 |
| SOMALIA | 40 000 | 0 | -100,00 | 22 720 | 0 | -100,00 |
| KENYA | 662 803 | 773 684 | 16,73 | 1 109 296 | 1 309 244 | 18,02 |
| REUNION | 18 160 | 184 820 | 917,73 | 33 505 | 301 605 | 800,18 |
| MOZAMBIQUE | 1 306 125 | 2 170 125 | 66,15 | 1 122 886 | 1 426 736 | 27,06 |
| TOGO | 280 000 | 200 000 | -28,57 | 219 740 | 156 700 | -28,69 |
| GHANA | 948 825 | 1 170 100 | 23,32 | 940 688 | 1 058 780 | 12,55 |
| ANGOLA | 2 772 000 | 1 056 000 | -61,90 | 1 829 520 | 675 840 | -63,06 |
| CONGO | 100 000 | 86 400 | -13,60 | 77 000 | 91 080 | 18,29 |
| CAMEROON | 304 900 | 532 700 | 74,71 | 669 030 | 661 628 | -1,11 |
| NIGERIA | 9 406 243 | 12 118 526 | 28,83 | 12 656 246 | 13 370 359 | 5,64 |
| SIERRA LEONE | 39 044 | 0 | -100,00 | 72 622 | 0 | -100,00 |
| COTE D'IVOIRE | 694 700 | 2 731 400 | 293,18 | 1 357 476 | 2 465 570 | 81,63 |
| SENEGAL | 762 000 | 1 766 030 | 131,76 | 2 017 230 | 2 604 193 | 29,10 |
| MAURITANIA | 0 | 364 | - | 0 | 7 840 | - |
| BENIN | 0 | 36 128 | - | 0 | 75 413 | - |
| GAMBIA | 0 | 41 000 | - | 0 | 22 345 | - |
| UGANDA | 635 | 410 | -35,43 | 11 375 | 13 419 | 17,97 |
| DJIBOUTI | 1 095 850 | 602 000 | -45,07 | 1 328 896 | 923 685 | -30,49 |
| SOUTH AFRICA | 11 439 850 | 10 930 699 | -4,45 | 13 903 886 | 14 776 155 | 6,27 |
| ZIMBABWE | 0 | 37 000 | - | 0 | 65 599 | - |
| MALAWI | 618 000 | 1 492 250 | 141,46 | 503 448 | 1 107 320 | 119,95 |
| MAURITIUS | 480 762 | 1 058 178 | 120,10 | 872 338 | 1 100 416 | 26,15 |
| VIRGIN ISLANDS (BRITISH) | 0 | 2 000 | - | 0 | 55 200 | - |
| AUSTRALIA | 10 947 324 | 13 701 068 | 25,15 | 15 622 311 | 17 597 379 | 12,64 |
| NEW ZEALAND | 2 595 572 | 1 788 197 | -31,11 | 3 226 301 | 2 186 039 | -32,24 |
| GUAM | 46 941 | 15 618 | -66,73 | 90 498 | 23 739 | -73,77 |
| AMERICAN SAMOA | 1 500 | 0 | -100,00 | 4 081 | 0 | -100,00 |
| FIJI | 72 000 | 18 030 | -74,96 | 161 309 | 26 670 | -83,47 |
| SOLOMON ISLANDS | 4 620 | 9 157 | 98,20 | 10 416 | 21 227 | 103,79 |
| TONGA | 5 070 | 0 | -100,00 | 5 850 | 0 | -100,00 |
| EAST TIMOR | 44 295 | 97 828 | 120,86 | 49 264 | 55 386 | 12,43 |
| UNITED STATES | 98 870 522 | 78 635 748 | -20,47 | 115 021 142 | 117 723 183 | 2,35 |
| CANADA | 6 302 144 | 7 725 795 | 22,59 | 9 282 559 | 8 576 306 | -7,61 |
| MEXICO | 2 707 180 | 2 352 490 | -13,10 | 5 556 451 | 5 026 241 | -9,54 |
| GUATEMALA | 317 420 | 536 095 | 68,89 | 996 978 | 1 154 856 | 15,84 |
| HONDURAS | 8 430 | 20 000 | 137,25 | 121 745 | 15 600 | -87,19 |
| NICARAGUA | 0 | 20 000 | - | 0 | 15 300 | - |
| PANAMA | 1 622 322 | 93 600 | -94,23 | 1 732 176 | 109 184 | -93,70 |
| CHILE | 434 900 | 256 300 | -41,07 | 329 411 | 562 781 | 70,84 |
| VENEZUELA | 661 625 | 563 570 | -14,82 | 793 032 | 555 581 | -29,94 |
| ARGENTINA | 1 996 350 | 1 292 559 | -35,25 | 3 754 072 | 2 066 357 | -44,96 |
| BRAZIL | 8 964 697 | 6 092 529 | -32,04 | 19 142 801 | 15 312 102 | -20,01 |
| COLOMBIA | 529 285 | 1 056 930 | 99,69 | 1 095 945 | 1 392 917 | 27,10 |
| URUGUAY | 357 490 | 123 340 | -65,50 | 687 767 | 104 129 | -84,86 |
| PARAGUAY | 168 600 | 192 800 | 14,35 | 138 438 | 122 330 | -11,64 |
| ECUADOR | 388 000 | 285 500 | -26,42 | 483 073 | 297 617 | -38,39 |
| PERU | 227 340 | 132 800 | -41,59 | 488 957 | 261 996 | -46,42 |
| DOMINICAN REPUBLIC | 475 250 | 388 160 | -18,33 | 1 016 939 | 964 042 | -5,20 |
| EL SALVADOR | 97 780 | 61 600 | -37,00 | 84 397 | 47 576 | -43,63 |
| COSTA RICA | 13 000 | 41 020 | 215,54 | 21 045 | 44 692 | 112,36 |
| HAITI | 18 750 | 0 | -100,00 | 47 767 | 0 | -100,00 |
| UNITED KINGDOM | 10 418 529 | 10 722 419 | 2,92 | 18 988 734 | 16 720 476 | -11,95 |
| NETHERLANDS | 74 306 446 | 56 091 438 | -24,51 | 118 577 263 | 74 542 669 | -37,14 |
| FRANCE | 2 638 219 | 3 970 899 | 50,51 | 5 864 821 | 6 615 405 | 12,80 |
| GERMANY, FED. REP. OF | 24 493 993 | 20 178 436 | -17,62 | 54 201 531 | 41 363 326 | -23,69 |
| BELGIUM | 15 331 378 | 13 633 199 | -11,08 | 31 662 910 | 24 231 725 | -23,47 |
| SWITZERLAND | 83 241 | 633 529 | 661,08 | 2 237 305 | 2 602 615 | 16,33 |
| DENMARK | 2 863 000 | 2 130 300 | -25,59 | 5 102 075 | 3 651 736 | -28,43 |
| NORWAY | 628 000 | 818 000 | 30,25 | 1 098 520 | 1 069 517 | -2,64 |
| SWEDEN | 1 465 707 | 1 159 500 | -20,89 | 3 000 256 | 1 813 331 | -39,56 |
| FINLAND | 2 042 800 | 3 025 150 | 48,09 | 3 635 454 | 3 875 094 | 6,59 |
| IRELAND | 5 650 | 202 895 | 3 491,06 | 552 028 | 342 747 | -37,91 |
| ITALY | 6 865 854 | 7 407 426 | 7,89 | 12 754 308 | 11 644 286 | -8,70 |
| SPAIN | 17 926 310 | 21 849 040 | 21,88 | 30 708 797 | 33 011 440 | 7,50 |
| PORTUGAL | 1 780 500 | 2 031 000 | 14,07 | 2 733 649 | 2 632 494 | -3,70 |
| GREECE | 1 162 000 | 1 477 600 | 27,16 | 2 223 510 | 2 385 123 | 7,27 |
| THE DEMOCRATIC REPUBLIC OF TH | 680 663 | 834 400 | 22,59 | 526 991 | 664 946 | 26,18 |
| HUNGARY | 294 000 | 343 200 | 16,73 | 967 088 | 1 122 264 | 16,05 |
| POLAND | 2 904 250 | 5 673 000 | 95,33 | 3 576 058 | 8 562 575 | 139,44 |
| ROMANIA | 714 000 | 260 500 | -63,52 | 1 521 470 | 566 930 | -62,74 |

TABEL 5. PERKEMBANGAN EKSPOR INDONESIA MENURUT KOMODITI DAN NEGARA TUJUAN

| JENIS BARANG | BERAT BERSIH (KG) | | PERUB | NILAI FOB (US \$) | | PERUB |
|---------------------------|--------------------|----------------------|--------------|--------------------|--------------------|--------------|
| | JAN-SEP 2012 | JAN-SEP 2013 | % | JAN-SEP 2012 | JAN-SEP 2013 | % |
| (1) | (2) | (3) | (4) | (5) | (6) | (7) |
| BULGARIA | 1 395 750 | 1 077 275 | -22,82 | 2 989 563 | 1 620 433 | -45,80 |
| AZERBAIJAN | 89 500 | 0 | -100,00 | 186 400 | 0 | -100,00 |
| UKRAINE | 5 237 500 | 2 620 800 | -49,96 | 11 231 483 | 5 026 889 | -55,24 |
| LITHUANIA | 1 044 400 | 228 000 | -78,17 | 2 289 890 | 352 601 | -84,60 |
| LATVIA | 1 080 200 | 586 800 | -45,68 | 1 286 112 | 1 206 917 | -6,16 |
| ESTONIA | 312 000 | 284 500 | -8,81 | 391 065 | 370 779 | -5,19 |
| GEORGIA | 0 | 54 000 | - | 0 | 96 275 | - |
| CROATIA | 1 324 500 | 420 000 | -68,29 | 2 721 398 | 764 575 | -71,91 |
| BOSNIA AND HERZEGOVINA | 54 000 | 576 000 | 966,67 | 105 254 | 917 677 | 771,87 |
| MALTA | 18 000 | 0 | -100,00 | 46 222 | 0 | -100,00 |
| SLOVENIA | 960 500 | 1 147 290 | 19,45 | 1 881 684 | 1 970 621 | 4,73 |
| CZECH REPUBLIC | 716 500 | 679 500 | -5,16 | 1 320 351 | 1 106 060 | -16,23 |
| RUSSIA FEDERATION | 8 321 100 | 12 335 320 | 48,24 | 14 824 173 | 18 264 691 | 23,21 |
| MONTENEGRO | 36 000 | 0 | -100,00 | 81 819 | 0 | -100,00 |
| -LAINNYA | 165 108 243 | 195 213 961 | 18,23 | 160 119 653 | 191 409 011 | 19,54 |
| JAPAN | 23 019 | 9 935 | -56,84 | 40 138 | 7 155 | -82,17 |
| HONG KONG | 14 | 660 | 4 614,29 | 2 628 | 9 011 | 242,88 |
| KOREA, DEM. PEOPLE'S REP. | 2 | 0 | -100,00 | 168 | 0 | -100,00 |
| KOREA, REPUBLIC OF | 61 961 574 | 34 485 830 | -44,34 | 58 641 158 | 34 716 116 | -40,80 |
| TAIWAN | 153 847 | 81 470 | -47,04 | 211 758 | 101 604 | -52,02 |
| CHINA | 708 370 | 24 924 285 | 3 418,54 | 932 298 | 23 373 340 | 2 407,07 |
| PAPUA NEW GUINEA | 2 583 | 820 | -68,25 | 16 000 | 2 314 | -85,54 |
| THAILAND | 88 328 307 | 118 579 869 | 34,25 | 86 932 105 | 121 044 894 | 39,24 |
| SINGAPORE | 54 444 | 188 810 | 246,80 | 177 750 | 889 908 | 400,65 |
| PHILIPPINES | 138 656 | 153 101 | 10,42 | 233 737 | 363 709 | 55,61 |
| MALAYSIA | 2 645 717 | 16 288 374 | 515,65 | 2 725 042 | 10 415 204 | 282,20 |
| MYANMAR | 0 | 12 805 | - | 0 | 16 350 | - |
| BRUNEI DARUSSALAM | 1 228 | 0 | -100,00 | 5 674 | 0 | -100,00 |
| VIET NAM | 291 770 | 19 311 | -93,38 | 916 370 | 61 706 | -93,27 |
| MALDIVES | 1 | 832 | 83 100,00 | 1 | 2 090 | 208 900,00 |
| INDIA | 926 | 20 127 | 2 073,54 | 6 432 | 55 384 | 761,07 |
| BANGLADESH | 6 400 | 250 | -96,09 | 57 600 | 485 | -99,16 |
| SRI LANKA | 5 600 | 6 690 | 19,46 | 12 544 | 18 261 | 45,58 |
| IRAQ | 4 840 | 0 | -100,00 | 9 438 | 0 | -100,00 |
| YEMEN | 0 | 10 116 | - | 0 | 16 860 | - |
| OMAN | 10 003 161 | 0 | -100,00 | 8 534 997 | 0 | -100,00 |
| UNITED ARAB EMIRATES | 0 | 5 | - | 0 | 146 | - |
| NIGER | 0 | 10 | - | 0 | 108 | - |
| MAURITIUS | 150 | 350 | 133,33 | 798 | 4 287 | 437,22 |
| AUSTRALIA | 111 862 | 18 171 | -83,76 | 222 506 | 40 622 | -81,74 |
| NEW ZEALAND | 1 934 | 8 000 | 313,65 | 2 220 | 10 000 | 350,45 |
| GUAM | 0 | 5 | - | 0 | 2 | - |
| FIJI | 212 | 904 | 326,42 | 1 208 | 3 292 | 172,52 |
| EAST TIMOR | 648 770 | 377 521 | -41,81 | 378 472 | 164 261 | -56,60 |
| UNITED STATES | 8 360 | 18 145 | 117,05 | 33 526 | 80 352 | 139,67 |
| CANADA | 1 254 | 2 273 | 81,26 | 3 458 | 1 453 | -57,98 |
| SURINAME | 0 | 7 | - | 0 | 49 | - |
| CHILE | 15 | 0 | -100,00 | 25 | 0 | -100,00 |
| BRAZIL | 0 | 5 000 | - | 0 | 9 500 | - |
| URUGUAY | 2 | 0 | -100,00 | 18 | 0 | -100,00 |
| GUYANA | 3 264 | 0 | -100,00 | 14 753 | 0 | -100,00 |
| UNITED KINGDOM | 1 400 | 38 | -97,29 | 5 803 | 395 | -93,19 |
| NETHERLANDS | 112 | 84 | -25,00 | 94 | 66 | -29,79 |
| FRANCE | 0 | 100 | - | 0 | 1 | - |
| GERMANY, FED. REP. OF | 413 | 25 | -93,95 | 653 | 35 | -94,64 |
| BELGIUM | 10 | 13 | 30,00 | 36 | 2 | -94,44 |
| ITALY | 15 | 0 | -100,00 | 5 | 0 | -100,00 |
| SPAIN | 0 | 25 | - | 0 | 49 | - |
| SLOVENIA | 11 | 0 | -100,00 | 240 | 0 | -100,00 |
| PUPUK | 869 345 832 | 1 344 254 873 | 54,63 | 383 215 785 | 511 098 763 | 33,37 |
| JAPAN | 19 600 097 | 23 597 620 | 20,40 | 3 744 423 | 4 610 767 | 23,14 |
| HONG KONG | 1 800 | 1 400 | -22,22 | 2 005 | 1 491 | -25,64 |
| KOREA, REPUBLIC OF | 7 108 051 | 14 467 311 | 103,53 | 2 813 493 | 5 117 396 | 81,89 |
| TAIWAN | 13 025 755 | 20 749 455 | 59,30 | 5 328 779 | 7 990 565 | 49,95 |
| CHINA | 1 090 000 | 1 508 125 | 38,36 | 615 721 | 755 397 | 22,68 |
| PAPUA NEW GUINEA | 140 | 2 | -98,57 | 120 | 38 | -68,33 |
| THAILAND | 12 880 455 | 67 130 903 | 421,18 | 5 661 810 | 24 120 685 | 326,02 |
| SINGAPORE | 1 241 980 | 550 563 | -55,67 | 329 550 | 112 947 | -65,73 |
| PHILIPPINES | 112 971 839 | 189 050 621 | 67,34 | 49 290 401 | 70 473 069 | 42,98 |
| MALAYSIA | 56 685 275 | 133 816 915 | 136,07 | 25 218 599 | 52 488 984 | 108,14 |
| MYANMAR | 3 700 000 | 21 761 194 | 488,14 | 1 678 464 | 8 514 087 | 407,25 |
| CAMBODIA | 597 960 | 0 | -100,00 | 716 958 | 0 | -100,00 |
| BRUNEI DARUSSALAM | 629 | 60 791 | 9 564,71 | 2 001 | 38 932 | 1 845,63 |
| LAO PEOPLE'S DEM. REP. | 33 000 000 | 0 | -100,00 | 15 016 650 | 0 | -100,00 |
| VIET NAM | 5 243 970 | 15 594 760 | 197,38 | 2 023 977 | 5 729 283 | 183,07 |

TABEL 5. PERKEMBANGAN EKSPOR INDONESIA MENURUT KOMODITI DAN NEGARA TUJUAN

| JENIS BARANG | BERAT BERSIH (KG) | | PERUB | NILAI FOB (US \$) | | PERUB |
|----------------------------|-------------------|-------------------|---------------|--------------------|--------------------|-------------|
| | JAN-SEP 2012 | JAN-SEP 2013 | % | JAN-SEP 2012 | JAN-SEP 2013 | % |
| | (1) | (2) | (3) | (4) | (5) | (6) |
| MALDIVES | 0 | 1 632 | - | 0 | 3 130 | - |
| INDIA | 51 052 258 | 250 090 782 | 389,87 | 26 251 953 | 87 994 898 | 235,19 |
| PAKISTAN | 21 720 | 399 064 | 1 737,31 | 4 670 | 224 866 | 4 715,12 |
| BANGLADESH | 44 000 | 0 | -100,00 | 5 641 | 0 | -100,00 |
| SAUDI ARABIA | 0 | 2 000 | - | 0 | 35 120 | - |
| KUWAIT | 25 000 | 25 000 | 0,00 | 11 250 | 13 125 | 16,67 |
| OMAN | 44 000 | 0 | -100,00 | 9 240 | 0 | -100,00 |
| TURKEY | 900 | 0 | -100,00 | 8 100 | 0 | -100,00 |
| UNITED ARAB EMIRATES | 22 000 | 132 000 | 500,00 | 4 950 | 34 320 | 593,33 |
| EGYPT | 0 | 900 000 | - | 0 | 378 079 | - |
| MOROCCO | 0 | 20 280 | - | 0 | 14 620 | - |
| KENYA | 3 120 000 | 4 739 075 | 51,89 | 1 603 541 | 2 129 199 | 32,78 |
| REUNION | 250 000 | 0 | -100,00 | 105 800 | 0 | -100,00 |
| MOZAMBIQUE | 0 | 72 000 | - | 0 | 36 430 | - |
| LIBERIA | 981 000 | 0 | -100,00 | 426 752 | 0 | -100,00 |
| NIGERIA | 46 000 | 39 845 686 | 86 521,06 | 19 849 | 15 984 584 | 80 430,93 |
| SOUTH AFRICA | 2 208 000 | 3 217 986 | 45,74 | 1 202 115 | 1 379 039 | 14,72 |
| AUSTRALIA | 204 150 459 | 176 855 778 | -13,37 | 95 419 049 | 73 825 215 | -22,63 |
| NEW ZEALAND | 22 729 000 | 10 047 000 | -55,80 | 7 475 350 | 2 358 663 | -68,45 |
| AMERICAN SAMOA | 0 | 65 709 871 | - | 0 | 27 221 111 | - |
| FIJI | 0 | 200 | - | 0 | 274 | - |
| EAST TIMOR | 137 703 | 47 678 | -65,38 | 7 576 | 97 288 | 1 184,16 |
| UNITED STATES | 205 668 887 | 157 081 636 | -23,62 | 88 024 714 | 65 654 378 | -25,41 |
| CANADA | 39 298 | 11 000 | -72,01 | 7 418 | 4 125 | -44,39 |
| MEXICO | 12 000 000 | 95 329 902 | 694,42 | 5 166 000 | 36 204 896 | 600,83 |
| SURINAME | 10 | 0 | -100,00 | 1 | 0 | -100,00 |
| CHILE | 0 | 51 000 | - | 0 | 18 105 | - |
| BRAZIL | 55 400 000 | 30 237 584 | -45,42 | 24 846 148 | 9 827 215 | -60,45 |
| URUGUAY | 9 850 000 | 0 | -100,00 | 4 089 021 | 0 | -100,00 |
| ECUADOR | 0 | 20 004 400 | - | 0 | 7 221 912 | - |
| PERU | 0 | 600 000 | - | 0 | 236 700 | - |
| GUYANA | 900 000 | 0 | -100,00 | 401 000 | 0 | -100,00 |
| NETHERLANDS | 62 816 | 101 642 | 61,81 | 37 506 | 137 978 | 267,88 |
| FRANCE | 264 000 | 274 100 | 3,83 | 49 896 | 62 280 | 24,82 |
| GERMANY, FED. REP. OF | 650 | 917 | 41,08 | 13 746 | 1 662 | -87,91 |
| BELGIUM | 0 | 25 000 | - | 0 | 6 750 | - |
| NORWAY | 33 000 000 | 0 | -100,00 | 15 513 300 | 0 | -100,00 |
| SWEDEN | 20 000 | 0 | -100,00 | 12 000 | 0 | -100,00 |
| IRELAND | 125 000 | 125 000 | 0,00 | 30 207 | 33 125 | 9,66 |
| SPAIN | 35 180 | 17 000 | -51,68 | 26 041 | 6 035 | -76,83 |
| PRODUK PHARMASI | 15 847 143 | 36 937 528 | 133,09 | 317 770 037 | 323 619 353 | 1,84 |
| JAPAN | 237 320 | 235 482 | -0,77 | 35 424 616 | 24 743 763 | -30,15 |
| HONG KONG | 242 330 | 226 538 | -6,52 | 4 157 535 | 4 508 249 | 8,44 |
| KOREA, REPUBLIC OF | 255 295 | 348 362 | 36,45 | 20 753 729 | 19 919 333 | -4,02 |
| TAIWAN | 89 683 | 96 278 | 7,35 | 1 347 542 | 6 590 174 | 389,05 |
| CHINA | 26 235 | 48 598 | 85,24 | 4 770 356 | 1 080 846 | -77,34 |
| MONGOLIA | 137 364 | 70 720 | -48,52 | 1 099 159 | 903 058 | -17,84 |
| MACAU | 4 967 | 12 260 | 146,83 | 113 547 | 389 112 | 242,69 |
| PAPUA NEW GUINEA | 14 398 | 13 907 | -3,41 | 102 869 | 61 404 | -40,31 |
| THAILAND | 1 601 085 | 24 115 986 | 1 406,23 | 27 622 154 | 29 349 805 | 6,25 |
| SINGAPORE | 816 847 | 565 805 | -30,73 | 8 529 366 | 8 084 889 | -5,21 |
| PHILIPPINES | 2 503 712 | 2 495 805 | -0,32 | 42 170 867 | 43 124 393 | 2,26 |
| MALAYSIA | 918 116 | 762 611 | -16,94 | 10 810 972 | 11 297 176 | 4,50 |
| MYANMAR | 829 757 | 596 318 | -28,13 | 9 592 574 | 8 011 453 | -16,48 |
| CAMBODIA | 187 195 | 196 870 | 5,17 | 3 715 482 | 4 282 495 | 15,26 |
| BRUNEI DARUSSALAM | 6 274 | 17 750 | 182,91 | 81 288 | 309 352 | 280,56 |
| LAO PEOPLE'S DEM. REP. | 0 | 296 | - | 0 | 20 000 | - |
| NEPAL | 6 964 | 1 306 | -81,25 | 1 163 942 | 118 882 | -89,79 |
| BHUTAN | 61 | 161 | 163,93 | 6 560 | 21 050 | 220,88 |
| VIET NAM | 523 492 | 787 248 | 50,38 | 16 715 422 | 16 270 166 | -2,66 |
| MALDIVES | 1 635 | 2 700 | 65,14 | 9 675 | 13 000 | 34,37 |
| INDIA | 79 650 | 39 071 | -50,95 | 41 178 164 | 46 660 293 | 13,31 |
| PAKISTAN | 180 549 | 279 703 | 54,92 | 1 245 320 | 2 943 161 | 136,34 |
| BANGLADESH | 555 | 4 387 | 690,45 | 6 550 | 540 960 | 8 158,93 |
| SRI LANKA | 990 951 | 451 572 | -54,43 | 5 419 037 | 4 612 769 | -14,88 |
| AFGHANISTAN | 181 476 | 56 602 | -68,81 | 1 505 105 | 986 958 | -34,43 |
| IRAQ | 20 910 | 0 | -100,00 | 309 385 | 0 | -100,00 |
| IRAN (ISLAMIC REPUBLIC OF) | 6 103 | 682 | -88,83 | 854 535 | 36 904 | -95,68 |
| SAUDI ARABIA | 78 743 | 94 973 | 20,61 | 2 027 673 | 1 540 711 | -24,02 |
| ISRAEL | 538 | 109 | -79,74 | 56 960 | 16 745 | -70,60 |
| KUWAIT | 0 | 1 092 | - | 0 | 16 629 | - |
| JORDAN | 633 | 24 792 | 3 816,59 | 21 086 | 329 849 | 1 464,30 |
| LEBANON | 15 | 743 | 4 853,33 | 672 | 36 783 | 5 373,66 |
| YEMEN | 16 204 | 30 019 | 85,26 | 569 054 | 270 243 | -52,51 |
| SYRIA ARAB REPUBLIC | 1 992 | 0 | -100,00 | 52 884 | 0 | -100,00 |
| TURKEY | 16 671 | 22 563 | 35,34 | 238 010 | 639 301 | 168,60 |

TABEL 5. PERKEMBANGAN EKSPOR INDONESIA MENURUT KOMODITI DAN NEGARA TUJUAN

| JENIS BARANG | BERAT BERSIH (KG) | | PERUB | NILAI FOB (US \$) | | PERUB |
|----------------------------|-------------------|--------------|-----------|-------------------|--------------|-----------|
| | JAN-SEP 2012 | JAN-SEP 2013 | % | JAN-SEP 2012 | JAN-SEP 2013 | % |
| (1) | (2) | (3) | (4) | (5) | (6) | (7) |
| UNITED ARAB EMIRATES | 1 582 882 | 57 788 | -96,35 | 299 729 | 405 763 | 35,38 |
| QATAR | 0 | 437 | - | 0 | 6 416 | - |
| BAHRAIN | 1 014 | 153 | -84,91 | 18 748 | 2 246 | -88,02 |
| EGYPT | 0 | 20 604 | - | 0 | 1 567 573 | - |
| MOROCCO | 1 196 | 2 325 | 94,40 | 128 000 | 359 900 | 181,17 |
| TUNISIA | 0 | 445 | - | 0 | 48 000 | - |
| SUDAN | 0 | 4 248 | - | 0 | 326 542 | - |
| ERITREA | 2 315 | 1 639 | -29,20 | 122 362 | 125 840 | 2,84 |
| LESOTHO | 0 | 671 | - | 0 | 51 557 | - |
| ETHIOPIA | 11 990 | 6 161 | -48,62 | 417 851 | 74 139 | -82,26 |
| TANZANIA, UNITED REP. OF | 3 301 | 0 | -100,00 | 37 483 | 0 | -100,00 |
| MADAGASCAR | 3 912 | 9 439 | 141,28 | 255 046 | 651 987 | 155,64 |
| KENYA | 9 770 | 9 450 | -3,28 | 2 716 738 | 1 458 003 | -46,33 |
| EQUATORIAL GUINEA | 282 | 0 | -100,00 | 18 335 | 0 | -100,00 |
| TOGO | 7 379 | 30 | -99,59 | 165 481 | 50 | -99,97 |
| GHANA | 20 756 | 31 222 | 50,42 | 522 153 | 155 861 | -70,15 |
| LIBERIA | 760 | 0 | -100,00 | 49 388 | 0 | -100,00 |
| GUINEA | 0 | 298 | - | 0 | 22 618 | - |
| ANGOLA | 6 871 | 1 667 | -75,74 | 1 543 476 | 201 330 | -86,96 |
| CONGO | 507 | 15 | -97,04 | 34 740 | 11 | -99,97 |
| CAMEROON | 2 914 | 5 | -99,83 | 653 158 | 5 | -100,00 |
| NIGERIA | 2 437 868 | 3 147 302 | 29,10 | 24 161 306 | 31 803 902 | 31,63 |
| SIERRA LEONE | 1 357 | 0 | -100,00 | 218 179 | 0 | -100,00 |
| GABON | 24 160 | 881 | -96,35 | 107 551 | 61 172 | -43,12 |
| COTE D'IVOIRE | 14 532 | 12 385 | -14,77 | 1 301 645 | 1 369 139 | 5,19 |
| SENEGAL | 18 017 | 16 555 | -8,11 | 118 484 | 97 149 | -18,01 |
| MAURITANIA | 413 | 692 | 67,55 | 92 081 | 118 580 | 28,78 |
| MALI | 0 | 3 802 | - | 0 | 840 216 | - |
| BENIN | 44 066 | 40 012 | -9,20 | 748 898 | 768 083 | 2,56 |
| BURKINA FASO | 0 | 8 193 | - | 0 | 1 230 591 | - |
| GUINEA BISSAU | 0 | 172 | - | 0 | 37 544 | - |
| GAMBIA | 679 | 504 | -25,77 | 50 049 | 44 527 | -11,03 |
| SEYCHELLES | 0 | 59 | - | 0 | 1 771 | - |
| UGANDA | 4 145 | 10 352 | 149,75 | 524 058 | 1 042 662 | 98,96 |
| CENTRAL AFRICAN REPUBLIC | 407 | 3 307 | 712,53 | 47 267 | 252 250 | 433,67 |
| NIGER | 1 939 | 7 170 | 269,78 | 237 400 | 1 174 129 | 394,58 |
| CHAD | 5 897 | 1 671 | -71,66 | 1 101 186 | 129 000 | -88,29 |
| DJIBOUTI | 955 | 0 | -100,00 | 66 303 | 0 | -100,00 |
| SOUTH AFRICA | 22 775 | 23 270 | 2,17 | 250 979 | 1 045 535 | 316,58 |
| ZIMBABWE | 6 705 | 2 550 | -61,97 | 481 280 | 221 453 | -53,99 |
| ZAMBIA | 0 | 2 128 | - | 0 | 143 800 | - |
| MALAWI | 0 | 8 608 | - | 0 | 660 954 | - |
| COMOROS | 0 | 446 | - | 0 | 33 918 | - |
| BURUNDI | 5 087 | 1 680 | -66,97 | 351 028 | 129 753 | -63,04 |
| MAURITIUS | 5 926 | 3 873 | -34,64 | 52 925 | 45 374 | -14,27 |
| RWANDA | 849 | 592 | -30,27 | 51 000 | 38 000 | -25,49 |
| VIRGIN ISLANDS (BRITISH) | 13 | 0 | -100,00 | 160 | 0 | -100,00 |
| AUSTRALIA | 575 848 | 551 156 | -4,29 | 21 523 518 | 16 545 522 | -23,13 |
| NEW ZEALAND | 112 470 | 85 419 | -24,05 | 1 407 904 | 944 970 | -32,88 |
| MICRONESIA, FED. STATES OF | 628 | 0 | -100,00 | 2 490 | 0 | -100,00 |
| NORTHERN MARIANA ISLANDS | 138 | 0 | -100,00 | 724 | 0 | -100,00 |
| VANUATU | 8 578 | 0 | -100,00 | 22 771 | 0 | -100,00 |
| AMERICAN SAMOA | 0 | 481 | - | 0 | 1 363 | - |
| COOK ISLANDS | 35 | 0 | -100,00 | 632 | 0 | -100,00 |
| FIJI | 1 398 | 2 473 | 76,90 | 24 268 | 25 709 | 5,94 |
| KIRIBATI | 0 | 725 | - | 0 | 6 120 | - |
| EAST TIMOR | 122 272 | 371 532 | 203,86 | 1 460 912 | 4 004 987 | 174,14 |
| UNITED STATES | 141 129 | 72 183 | -48,85 | 130 247 | 1 080 627 | 729,68 |
| CANADA | 0 | 68 | - | 0 | 19 475 | - |
| MEXICO | 4 857 | 4 540 | -6,53 | 967 736 | 599 006 | -38,10 |
| GUATEMALA | 1 868 | 1 024 | -45,18 | 126 574 | 154 300 | 21,90 |
| HONDURAS | 183 | 362 | 97,81 | 19 728 | 53 766 | 172,54 |
| NICARAGUA | 0 | 444 | - | 0 | 72 480 | - |
| PANAMA | 1 720 | 83 | -95,17 | 143 218 | 19 999 | -86,04 |
| SURINAME | 12 345 | 19 443 | 57,50 | 151 426 | 209 242 | 38,18 |
| ARGENTINA | 457 | 1 236 | 170,46 | 79 820 | 186 208 | 133,28 |
| BRAZIL | 4 | 3 300 | 82 400,00 | 2 777 | 447 184 | 16 003,13 |
| COLOMBIA | 149 | 2 105 | 1 312,75 | 21 528 | 301 052 | 1 298,42 |
| URUGUAY | 0 | 44 | - | 0 | 8 640 | - |
| ECUADOR | 11 729 | 3 332 | -71,59 | 162 162 | 135 660 | -16,34 |
| TRINIDAD AND TOBAGO | 43 | 0 | -100,00 | 4 800 | 0 | -100,00 |
| BAHAMAS | 0 | 11 | - | 0 | 17 200 | - |
| JAMAICA | 0 | 590 | - | 0 | 89 305 | - |
| DOMINICAN REPUBLIC | 0 | 128 | - | 0 | 7 800 | - |
| BARBADOS | 62 | 47 | -24,19 | 359 | 272 | -24,23 |
| NETHERLANDS ANTILLES | 0 | 15 | - | 0 | 2 001 | - |
| SAINT LUCIA | 13 | 0 | -100,00 | 2 205 | 0 | -100,00 |

TABEL 5. PERKEMBANGAN EKSPOR INDONESIA MENURUT KOMODITI DAN NEGARA TUJUAN

| JENIS BARANG | BERAT BERSIH (KG) | | PERUB | NILAI FOB (US \$) | | PERUB |
|------------------------------------|-------------------|------------------|-------------|--------------------|--------------------|-------------|
| | JAN-SEP 2012 | JAN-SEP 2013 | % | JAN-SEP 2012 | JAN-SEP 2013 | % |
| (1) | (2) | (3) | (4) | (5) | (6) | (7) |
| TURKS AND CAICOS ISLANDS | 36 | 0 | -100,00 | 1 337 | 0 | -100,00 |
| UNITED KINGDOM | 108 | 157 | 45,37 | 115 134 | 692 | -99,40 |
| NETHERLANDS | 79 210 | 115 371 | 45,65 | 5 573 960 | 5 157 972 | -7,46 |
| FRANCE | 21 291 | 2 064 | -90,31 | 541 933 | 114 579 | -78,86 |
| GERMANY, FED. REP. OF | 445 682 | 629 148 | 41,17 | 5 040 150 | 6 716 481 | 33,26 |
| BELGIUM | 8 125 | 1 379 | -83,03 | 59 330 | 495 355 | 734,91 |
| SWITZERLAND | 19 | 0 | -100,00 | 501 | 0 | -100,00 |
| DENMARK | 5 | 0 | -100,00 | 30 | 0 | -100,00 |
| SWEDEN | 55 | 0 | -100,00 | 298 | 0 | -100,00 |
| FINLAND | 5 | 0 | -100,00 | 70 | 0 | -100,00 |
| IRELAND | 18 549 | 0 | -100,00 | 424 875 | 0 | -100,00 |
| ITALY | 1 897 | 630 | -66,79 | 175 | 1 155 | 560,00 |
| GREECE | 749 | 0 | -100,00 | 11 928 | 0 | -100,00 |
| THE DEMOCRATIC REPUBLIC OF TH | 962 | 287 | -70,17 | 212 960 | 22 683 | -89,35 |
| ROMANIA | 3 587 | 5 392 | 50,32 | 261 588 | 328 658 | 25,64 |
| ALBANIA | 39 | 36 | -7,69 | 4 080 | 4 728 | 15,88 |
| AZERBAIJAN | 361 | 6 123 | 1 596,12 | 17 892 | 102 927 | 475,27 |
| BELARUS | 0 | 1 610 | - | 0 | 119 395 | - |
| KAZAKHSTAN | 498 | 3 097 | 521,89 | 21 317 | 172 734 | 710,31 |
| KYRGYZSTAN | 318 | 275 | -13,52 | 32 000 | 36 642 | 14,51 |
| TAJIKISTAN | 0 | 681 | - | 0 | 90 620 | - |
| TURKMENISTAN | 133 | 1 354 | 918,05 | 14 400 | 271 550 | 1 785,76 |
| UZBEKISTAN | 39 490 | 4 229 | -89,29 | 383 769 | 507 014 | 32,11 |
| GEORGIA | 190 | 43 | -77,37 | 19 984 | 8 136 | -59,29 |
| SLOVENIA | 10 | 0 | -100,00 | 123 250 | 0 | -100,00 |
| REP. OF MACEDONIA | 0 | 52 | - | 0 | 6 895 | - |
| RUSSIA FEDERATION | 539 | 749 | 38,96 | 36 720 | 51 000 | 38,89 |
| KULIT DAN BARANG DARI KULIT | 7 426 189 | 8 036 172 | 8,21 | 158 790 383 | 163 605 136 | 3,03 |
| JAPAN | 59 941 | 105 259 | 75,60 | 2 814 487 | 4 179 735 | 48,51 |
| HONG KONG | 1 409 022 | 1 958 689 | 39,01 | 30 576 574 | 33 206 349 | 8,60 |
| KOREA, REPUBLIC OF | 673 096 | 858 348 | 27,52 | 4 524 818 | 4 497 029 | -0,61 |
| TAIWAN | 25 796 | 53 127 | 105,95 | 811 660 | 1 001 499 | 23,39 |
| CHINA | 1 061 775 | 1 157 935 | 9,06 | 15 479 834 | 17 073 298 | 10,29 |
| MACAU | 933 | 0 | -100,00 | 43 780 | 0 | -100,00 |
| PAPUA NEW GUINEA | 84 | 410 | 388,10 | 3 783 | 14 660 | 287,52 |
| THAILAND | 232 796 | 48 337 | -79,24 | 4 496 097 | 1 313 246 | -70,79 |
| SINGAPORE | 280 226 | 374 262 | 33,56 | 7 503 081 | 7 673 841 | 2,28 |
| PHILIPPINES | 36 852 | 38 490 | 4,44 | 158 410 | 563 336 | 255,62 |
| MALAYSIA | 291 899 | 545 660 | 86,93 | 6 256 694 | 7 910 547 | 26,43 |
| MYANMAR | 0 | 5 502 | - | 0 | 153 772 | - |
| CAMBODIA | 30 297 | 4 157 | -86,28 | 872 048 | 199 212 | -77,16 |
| BRUNEI DARUSSALAM | 3 315 | 800 | -75,87 | 28 373 | 5 128 | -81,93 |
| VIET NAM | 433 741 | 661 338 | 52,47 | 13 603 030 | 20 942 441 | 53,95 |
| MALDIVES | 67 | 91 | 35,82 | 1 208 | 7 141 | 491,14 |
| INDIA | 1 096 569 | 591 877 | -46,02 | 10 160 778 | 8 741 450 | -13,97 |
| PAKISTAN | 2 959 | 1 680 | -43,22 | 125 225 | 52 224 | -58,30 |
| SRI LANKA | 8 499 | 1 923 | -77,37 | 337 041 | 109 982 | -67,37 |
| IRAN (ISLAMIC REPUBLIC OF) | 1 356 | 3 000 | 121,24 | 11 108 | 8 250 | -25,73 |
| SAUDI ARABIA | 4 503 | 242 | -94,63 | 18 461 | 11 177 | -39,46 |
| KUWAIT | 0 | 23 695 | - | 0 | 58 570 | - |
| JORDAN | 37 | 78 | 110,81 | 2 405 | 1 242 | -48,36 |
| LEBANON | 8 | 0 | -100,00 | 4 402 | 0 | -100,00 |
| OMAN | 20 | 0 | -100,00 | 18 | 0 | -100,00 |
| TURKEY | 17 096 | 23 094 | 35,08 | 165 454 | 576 323 | 248,33 |
| UNITED ARAB EMIRATES | 600 | 26 492 | 4 315,33 | 55 993 | 844 570 | 1 408,35 |
| BAHRAIN | 306 | 0 | -100,00 | 2 238 | 0 | -100,00 |
| TANZANIA, UNITED REP. OF | 267 | 175 | -34,46 | 1 795 | 980 | -45,40 |
| KENYA | 1 324 | 10 | -99,24 | 1 305 | 12 | -99,08 |
| REUNION | 25 | 264 | 956,00 | 104 | 4 859 | 4 572,12 |
| MOZAMBIQUE | 100 | 52 | -48,00 | 3 839 | 12 | -99,69 |
| TOGO | 0 | 20 | - | 0 | 32 | - |
| CAMEROON | 15 | 125 | 733,33 | 16 | 344 | 2 050,00 |
| NIGERIA | 10 | 50 | 400,00 | 116 | 500 | 331,03 |
| COTE D'IVOIRE | 0 | 1 | - | 0 | 50 | - |
| SENEGAL | 0 | 10 | - | 0 | 20 | - |
| SEYCHELLES | 734 | 30 | -95,91 | 7 696 | 2 032 | -73,60 |
| SOUTH AFRICA | 645 | 23 743 | 3 581,09 | 2 162 | 424 143 | 19 518,09 |
| MAURITIUS | 305 | 6 | -98,03 | 11 600 | 510 | -95,60 |
| RWANDA | 0 | 4 860 | - | 0 | 10 740 | - |
| AUSTRALIA | 24 017 | 37 107 | 54,50 | 725 693 | 1 092 041 | 50,48 |
| NEW ZEALAND | 1 505 | 2 249 | 49,44 | 37 007 | 72 825 | 96,79 |
| GUAM | 184 | 3 535 | 1 821,20 | 4 470 | 7 252 | 62,24 |
| PALAU | 60 | 20 | -66,67 | 328 | 311 | -5,18 |
| NEW CALEDONIA | 41 | 303 | 639,02 | 99 | 9 593 | 9 589,90 |
| NORTHERN MARIANA ISLANDS | 5 | 0 | -100,00 | 4 | 0 | -100,00 |
| SAINT VINCENT AND THE GRENADIN | 0 | 30 | - | 0 | 796 | - |

TABEL 5. PERKEMBANGAN EKSPOR INDONESIA MENURUT KOMODITI DAN NEGARA TUJUAN

| JENIS BARANG | BERAT BERSIH (KG) | | PERUB | NILAI FOB (US \$) | | PERUB |
|----------------------------------|--------------------|--------------------|--------------|--------------------|--------------------|--------------|
| | JAN-SEP 2012 | JAN-SEP 2013 | % | JAN-SEP 2012 | JAN-SEP 2013 | % |
| (1) | (2) | (3) | (4) | (5) | (6) | (7) |
| VANUATU | 135 | 8 | -94,07 | 206 | 50 | -75,73 |
| COOK ISLANDS | 0 | 300 | - | 0 | 2 849 | - |
| FIJI | 119 | 177 | 48,74 | 2 233 | 644 | -71,16 |
| TONGA | 429 | 0 | -100,00 | 4 741 | 0 | -100,00 |
| EAST TIMOR | 13 984 | 6 677 | -52,25 | 62 603 | 12 153 | -80,59 |
| UNITED STATES | 829 778 | 600 179 | -27,67 | 29 604 284 | 23 057 841 | -22,11 |
| CANADA | 13 423 | 26 036 | 93,97 | 483 991 | 804 219 | 66,16 |
| MEXICO | 8 017 | 6 099 | -23,92 | 517 342 | 491 354 | -5,02 |
| PANAMA | 50 | 275 | 450,00 | 160 | 5 179 | 3 136,88 |
| CHILE | 960 | 160 | -83,33 | 3 964 | 1 258 | -68,26 |
| BRAZIL | 2 314 | 2 648 | 14,43 | 254 917 | 355 973 | 39,64 |
| COLOMBIA | 0 | 350 | - | 0 | 1 866 | - |
| URUGUAY | 0 | 792 | - | 0 | 5 376 | - |
| PERU | 238 | 166 | -30,25 | 1 472 | 1 158 | -21,33 |
| JAMAICA | 35 | 35 | 0,00 | 24 | 614 | 2 458,33 |
| PUERTO RICO | 130 | 28 | -78,46 | 180 | 109 | -39,44 |
| DOMINICAN REPUBLIC | 537 | 300 | -44,13 | 3 015 | 4 491 | 48,96 |
| COSTA RICA | 150 | 50 | -66,67 | 3 206 | 36 | -98,88 |
| BARBADOS | 394 | 4 062 | 930,96 | 18 028 | 154 674 | 757,97 |
| FRENCH POLYNESIA | 98 | 175 | 78,57 | 489 | 1 928 | 294,27 |
| MARTINIQUE | 38 | 0 | -100,00 | 646 | 0 | -100,00 |
| NETHERLANDS ANTILLES | 55 | 45 | -18,18 | 5 195 | 4 014 | -22,73 |
| GUADELOUPE | 0 | 36 | - | 0 | 689 | - |
| SAINT KITTS AND NEVIS | 0 | 25 | - | 0 | 516 | - |
| UNITED KINGDOM | 11 902 | 8 683 | -27,05 | 288 114 | 105 522 | -63,37 |
| NETHERLANDS | 127 025 | 244 698 | 92,64 | 4 673 209 | 8 445 940 | 80,73 |
| FRANCE | 24 722 | 24 607 | -0,47 | 598 144 | 881 805 | 47,42 |
| GERMANY, FED. REP. OF | 394 002 | 172 462 | -56,23 | 10 392 850 | 6 074 075 | -41,56 |
| AUSTRIA | 1 324 | 2 958 | 123,41 | 56 800 | 127 655 | 124,74 |
| BELGIUM | 354 | 440 | 24,29 | 3 939 | 3 447 | -12,49 |
| SWITZERLAND | 1 837 | 972 | -47,09 | 81 079 | 17 526 | -78,38 |
| DENMARK | 3 207 | 817 | -74,52 | 64 406 | 28 825 | -55,24 |
| NORWAY | 263 | 78 355 | 29 692,78 | 4 060 | 187 276 | 4 512,71 |
| SWEDEN | 1 175 | 110 | -90,64 | 98 608 | 521 | -99,47 |
| FINLAND | 0 | 1 800 | - | 0 | 36 766 | - |
| IRELAND | 45 | 0 | -100,00 | 4 171 | 0 | -100,00 |
| ITALY | 248 336 | 255 844 | 3,02 | 10 843 847 | 10 953 338 | 1,01 |
| SPAIN | 33 718 | 32 966 | -2,23 | 1 777 191 | 1 009 533 | -43,20 |
| PORTUGAL | 1 218 | 171 | -85,96 | 7 704 | 4 838 | -37,20 |
| GREECE | 1 093 | 558 | -48,95 | 28 560 | 6 397 | -77,60 |
| THE DEMOCRATIC REPUBLIC OF TH | 56 | 0 | -100,00 | 285 | 0 | -100,00 |
| HUNGARY | 365 | 20 | -94,52 | 483 | 152 | -68,53 |
| POLAND | 413 | 1 207 | 192,25 | 7 020 | 4 165 | -40,67 |
| BULGARIA | 61 | 62 | 1,64 | 17 317 | 11 176 | -35,46 |
| LITHUANIA | 1 | 0 | -100,00 | 78 | 0 | -100,00 |
| ESTONIA | 170 | 270 | 58,82 | 549 | 709 | 29,14 |
| GEORGIA | 131 | 0 | -100,00 | 165 | 0 | -100,00 |
| CROATIA | 1 991 | 1 870 | -6,08 | 18 433 | 12 345 | -33,03 |
| MALTA | 195 | 270 | 38,46 | 246 | 296 | 20,33 |
| SLOVAKIA | 0 | 1 | - | 0 | 22 | - |
| CZECH REPUBLIC | 1 | 0 | -100,00 | 18 | 0 | -100,00 |
| RUSSIA FEDERATION | 670 | 1 332 | 98,81 | 3 177 | 13 742 | 332,55 |
| KACA DAN BARANG DARI KACA | 525 877 615 | 477 372 699 | -9,22 | 359 030 947 | 333 054 226 | -7,24 |
| JAPAN | 12 486 333 | 6 483 503 | -48,08 | 20 346 324 | 18 390 242 | -9,61 |
| HONG KONG | 1 377 620 | 640 439 | -53,51 | 7 509 970 | 1 010 794 | -86,54 |
| KOREA, DEM. PEOPLE'S REP. | 4 086 | 4 380 | 7,20 | 7 559 | 45 972 | 508,18 |
| KOREA, REPUBLIC OF | 58 107 618 | 48 639 932 | -16,29 | 20 026 701 | 16 803 393 | -16,10 |
| TAIWAN | 10 074 826 | 11 807 046 | 17,19 | 6 006 863 | 7 729 150 | 28,67 |
| CHINA | 5 943 300 | 2 677 084 | -54,96 | 5 977 540 | 2 926 352 | -51,04 |
| MONGOLIA | 485 | 1 050 | 116,49 | 450 | 840 | 86,67 |
| MACAU | 42 | 2 783 | 6 526,19 | 323 | 52 121 | 16 036,53 |
| PAPUA NEW GUINEA | 4 381 813 | 11 850 198 | 170,44 | 2 306 131 | 1 960 083 | -15,01 |
| THAILAND | 73 442 923 | 57 581 076 | -21,60 | 40 701 078 | 33 889 841 | -16,73 |
| SINGAPORE | 11 667 270 | 10 827 025 | -7,20 | 28 206 487 | 42 453 693 | 50,51 |
| PHILIPPINES | 33 337 117 | 32 399 160 | -2,81 | 15 455 123 | 14 685 530 | -4,98 |
| MALAYSIA | 73 011 739 | 76 626 833 | 4,95 | 31 168 364 | 31 924 142 | 2,42 |
| MYANMAR | 10 800 343 | 10 569 952 | -2,13 | 3 539 423 | 3 923 510 | 10,85 |
| CAMBODIA | 706 520 | 771 585 | 9,21 | 359 512 | 414 581 | 15,32 |
| BRUNEI DARUSSALAM | 731 563 | 323 905 | -55,72 | 292 888 | 153 526 | -47,58 |
| LAO PEOPLE'S DEM. REP. | 342 930 | 182 288 | -46,84 | 149 910 | 85 156 | -43,20 |
| NEPAL | 46 463 | 22 208 | -52,20 | 35 820 | 19 455 | -45,69 |
| VIET NAM | 41 380 533 | 32 835 500 | -20,65 | 17 982 777 | 15 808 678 | -12,09 |
| MALDIVES | 47 636 | 208 242 | 337,15 | 194 711 | 347 042 | 78,23 |
| INDIA | 44 260 287 | 28 638 117 | -35,30 | 27 409 153 | 18 226 559 | -33,50 |
| PAKISTAN | 3 015 861 | 2 701 846 | -10,41 | 2 540 406 | 2 305 128 | -9,26 |
| BANGLADESH | 2 784 045 | 2 061 939 | -25,94 | 1 804 556 | 1 504 387 | -16,63 |

TABEL 5. PERKEMBANGAN EKSPOR INDONESIA MENURUT KOMODITI DAN NEGARA TUJUAN

| JENIS BARANG | BERAT BERSIH (KG) | | PERUB | NILAI FOB (US \$) | | PERUB |
|--------------------------------|-------------------|--------------|---------|-------------------|--------------|----------|
| | JAN-SEP 2012 | JAN-SEP 2013 | % | JAN-SEP 2012 | JAN-SEP 2013 | % |
| | (1) | (2) | (3) | (4) | (5) | (6) |
| SRI LANKA | 3 566 013 | 1 557 650 | -56,32 | 1 520 898 | 785 819 | -48,33 |
| AFGHANISTAN | 1 655 244 | 1 825 133 | 10,26 | 1 345 330 | 1 500 448 | 11,53 |
| IRAQ | 281 383 | 476 363 | 69,29 | 261 472 | 378 474 | 44,75 |
| IRAN (ISLAMIC REPUBLIC OF) | 1 365 912 | 2 242 021 | 64,14 | 1 086 227 | 1 199 097 | 10,39 |
| SAUDI ARABIA | 3 378 482 | 3 475 593 | 2,87 | 2 588 898 | 2 813 045 | 8,66 |
| ISRAIL | 499 399 | 503 669 | 0,86 | 340 408 | 375 664 | 10,36 |
| KUWAIT | 598 816 | 412 109 | -31,18 | 420 108 | 243 396 | -42,06 |
| JORDAN | 1 224 022 | 956 105 | -21,89 | 1 140 720 | 577 313 | -49,39 |
| LEBANON | 453 905 | 416 016 | -8,35 | 253 410 | 223 570 | -11,78 |
| PALESTINA | 0 | 30 228 | - | 0 | 15 894 | - |
| YEMEN | 2 578 441 | 2 025 844 | -21,43 | 1 608 507 | 1 374 055 | -14,58 |
| OMAN | 239 792 | 208 043 | -13,24 | 189 827 | 146 114 | -23,03 |
| SYRIA ARAB REPUBLIC | 1 133 040 | 427 951 | -62,23 | 969 745 | 409 641 | -57,76 |
| TURKEY | 5 107 243 | 12 834 941 | 151,31 | 3 317 414 | 7 354 185 | 121,68 |
| UNITED ARAB EMIRATES | 6 100 292 | 4 989 960 | -18,20 | 5 020 072 | 4 153 202 | -17,27 |
| QATAR | 205 489 | 343 225 | 67,03 | 183 969 | 302 105 | 64,22 |
| BAHRAIN | 44 066 | 153 134 | 247,51 | 30 508 | 94 537 | 209,88 |
| CYPRUS | 39 907 | 19 968 | -49,96 | 49 547 | 29 502 | -40,46 |
| EGYPT | 3 039 100 | 848 803 | -72,07 | 1 772 709 | 580 433 | -67,26 |
| LIBYAN ARAB JAMAHIRIYA | 125 412 | 25 397 | -79,75 | 75 366 | 25 646 | -65,97 |
| MOROCCO | 38 676 | 92 268 | 138,57 | 94 738 | 74 428 | -21,44 |
| TUNISIA | 483 006 | 242 009 | -49,90 | 382 450 | 180 167 | -52,89 |
| ALGERIA | 1 213 517 | 451 823 | -62,77 | 677 519 | 242 471 | -64,21 |
| SUDAN | 281 754 | 495 759 | 75,95 | 245 109 | 208 568 | -14,91 |
| LESOTHO | 217 102 | 120 482 | -44,50 | 182 508 | 88 778 | -51,36 |
| NAMIBIA | 968 | 0 | -100,00 | 2 742 | 0 | -100,00 |
| ETHIOPIA | 19 768 | 22 250 | 12,56 | 11 369 | 16 252 | 42,95 |
| TANZANIA, UNITED REP. OF | 768 182 | 895 763 | 16,61 | 324 778 | 407 794 | 25,56 |
| MADAGASCAR | 327 134 | 385 008 | 17,69 | 130 049 | 177 199 | 36,26 |
| SOMALIA | 71 118 | 251 989 | 254,33 | 59 598 | 205 056 | 244,07 |
| KENYA | 7 688 194 | 7 135 881 | -7,18 | 2 325 545 | 2 178 825 | -6,31 |
| REUNION | 23 893 | 19 556 | -18,15 | 45 836 | 46 492 | 1,43 |
| MOZAMBIQUE | 100 866 | 57 638 | -42,86 | 97 136 | 42 903 | -55,83 |
| EQUATORIAL GUINEA | 40 531 | 0 | -100,00 | 31 010 | 0 | -100,00 |
| TOGO | 107 456 | 77 729 | -27,66 | 69 530 | 62 056 | -10,75 |
| GHANA | 262 711 | 771 037 | 193,49 | 187 858 | 397 257 | 111,47 |
| LIBERIA | 194 | 389 | 100,52 | 453 | 1 040 | 129,58 |
| GUINEA | 20 328 | 0 | -100,00 | 11 991 | 0 | -100,00 |
| ANGOLA | 233 314 | 206 126 | -11,65 | 121 717 | 100 574 | -17,37 |
| CONGO | 110 758 | 251 776 | 127,32 | 32 009 | 94 173 | 194,21 |
| CAMEROON | 165 028 | 47 396 | -71,28 | 99 068 | 26 235 | -73,52 |
| NIGERIA | 169 318 | 71 142 | -57,98 | 149 878 | 108 030 | -27,92 |
| SIERRA LEONE | 0 | 3 150 | - | 0 | 13 531 | - |
| GABON | 1 369 | 500 | -63,48 | 4 113 | 1 375 | -66,57 |
| COTE D'IVOIRE | 44 584 | 214 822 | 381,84 | 16 865 | 104 254 | 518,17 |
| SENEGAL | 332 571 | 507 312 | 52,54 | 406 412 | 344 422 | -15,25 |
| MAURITANIA | 150 | 0 | -100,00 | 34 | 0 | -100,00 |
| BENIN | 58 522 | 181 474 | 210,10 | 35 215 | 119 684 | 239,87 |
| GAMBIA | 0 | 613 | - | 0 | 2 439 | - |
| SEYCHELLES | 10 427 | 7 805 | -25,15 | 40 982 | 34 911 | -14,81 |
| UGANDA | 140 | 360 | 157,14 | 2 474 | 258 | -89,57 |
| CENTRAL AFRICAN REPUBLIC | 19 270 | 0 | -100,00 | 8 967 | 0 | -100,00 |
| NIGER | 420 | 0 | -100,00 | 4 875 | 0 | -100,00 |
| DJIBOUTI | 20 874 | 19 542 | -6,38 | 13 870 | 18 420 | 32,80 |
| SAO TOME AND PRINCIPE | 12 405 | 0 | -100,00 | 6 739 | 0 | -100,00 |
| SOUTH AFRICA | 8 157 474 | 8 665 276 | 6,22 | 6 450 181 | 6 797 380 | 5,38 |
| ZIMBABWE | 31 986 | 54 899 | 71,63 | 29 034 | 40 384 | 39,09 |
| ZAMBIA | 0 | 8 554 | - | 0 | 8 249 | - |
| MAURITIUS | 232 338 | 1 232 172 | 430,34 | 175 165 | 629 311 | 259,27 |
| VIRGIN ISLANDS (BRITISH) | 402 | 1 000 | 148,76 | 1 574 | 6 127 | 289,26 |
| AUSTRALIA | 27 335 580 | 26 896 132 | -1,61 | 43 763 580 | 38 183 105 | -12,75 |
| NEW ZEALAND | 8 687 816 | 9 536 283 | 9,77 | 3 652 009 | 3 870 938 | 5,99 |
| MICRONESIA, FED. STATES OF | 5 | 0 | -100,00 | 75 | 0 | -100,00 |
| GUAM | 569 | 974 | 71,18 | 1 380 | 5 608 | 306,38 |
| PALAU | 755 | 71 | -90,60 | 825 | 307 | -62,79 |
| NEW CALEDONIA | 134 203 | 84 390 | -37,12 | 149 277 | 113 689 | -23,84 |
| NORTHERN MARIANA ISLANDS | 0 | 428 | - | 0 | 671 | - |
| SAINT VINCENT AND THE GRENADIN | 46 627 | 4 007 | -91,41 | 18 374 | 44 229 | 140,72 |
| VANUATU | 23 374 | 85 641 | 266,39 | 22 110 | 71 859 | 225,01 |
| WALLIS AND FUTUNA ISLANDS | 28 | 0 | -100,00 | 616 | 0 | -100,00 |
| COOK ISLANDS | 231 | 2 131 | 822,51 | 1 125 | 16 231 | 1 342,76 |
| FIJI | 23 927 | 35 895 | 50,02 | 17 968 | 31 256 | 73,95 |
| KIRIBATI | 120 | 0 | -100,00 | 228 | 0 | -100,00 |
| SAMOA | 1 032 541 | 330 424 | -68,00 | 543 497 | 178 549 | -67,15 |
| SOLOMON ISLANDS | 2 676 | 1 754 | -34,45 | 16 894 | 1 365 | -91,92 |
| TONGA | 434 | 1 446 | 233,18 | 447 | 1 867 | 317,67 |
| EAST TIMOR | 525 974 | 635 968 | 20,91 | 471 410 | 374 391 | -20,58 |

TABEL 5. PERKEMBANGAN EKSPOR INDONESIA MENURUT KOMODITI DAN NEGARA TUJUAN

| JENIS BARANG | BERAT BERSIH (KG) | | PERUB | NILAI FOB (US \$) | | PERUB |
|-------------------------------|-------------------|--------------|----------|-------------------|--------------|-----------|
| | JAN-SEP 2012 | JAN-SEP 2013 | % | JAN-SEP 2012 | JAN-SEP 2013 | % |
| (1) | (2) | (3) | (4) | (5) | (6) | (7) |
| UNITED STATES | 8 810 872 | 7 292 826 | -17,23 | 11 746 945 | 11 308 200 | -3,73 |
| CANADA | 494 313 | 268 501 | -45,68 | 594 122 | 283 870 | -52,22 |
| MEXICO | 742 000 | 1 394 940 | 88,00 | 546 395 | 995 281 | 82,15 |
| GUATEMALA | 1 062 555 | 1 084 281 | 2,04 | 568 762 | 788 038 | 38,55 |
| HONDURAS | 17 223 | 74 528 | 332,72 | 18 768 | 65 782 | 250,50 |
| NICARAGUA | 19 627 | 0 | -100,00 | 11 894 | 0 | -100,00 |
| PANAMA | 2 178 200 | 4 315 091 | 98,10 | 1 447 215 | 2 659 180 | 83,74 |
| CUBA | 21 500 | 42 610 | 98,19 | 16 310 | 34 197 | 109,67 |
| SURINAME | 153 528 | 92 742 | -39,59 | 123 406 | 72 443 | -41,30 |
| CHILE | 2 547 335 | 1 990 132 | -21,87 | 2 022 616 | 1 443 558 | -28,63 |
| VENEZUELA | 22 833 | 95 696 | 319,11 | 36 566 | 94 230 | 157,70 |
| ARGENTINA | 52 505 | 218 992 | 317,09 | 51 510 | 176 781 | 243,20 |
| BRAZIL | 11 247 460 | 9 700 271 | -13,76 | 6 579 867 | 6 746 422 | 2,53 |
| COLOMBIA | 612 650 | 41 129 | -93,29 | 570 208 | 34 869 | -93,88 |
| BOLIVIA | 0 | 16 411 | - | 0 | 17 900 | - |
| URUGUAY | 508 714 | 418 444 | -17,74 | 317 871 | 277 346 | -12,75 |
| PARAGUAY | 462 358 | 237 324 | -48,67 | 272 985 | 130 292 | -52,27 |
| ECUADOR | 1 877 647 | 2 630 902 | 40,12 | 960 314 | 1 087 223 | 13,22 |
| PERU | 2 208 204 | 1 881 519 | -14,79 | 1 631 363 | 1 260 652 | -22,72 |
| GUYANA | 154 099 | 102 474 | -33,50 | 60 906 | 46 416 | -23,79 |
| TRINIDAD AND TOBAGO | 332 014 | 536 796 | 61,68 | 129 731 | 229 929 | 77,24 |
| BAHAMAS | 0 | 1 496 | - | 0 | 3 327 | - |
| JAMAICA | 43 762 | 90 755 | 107,38 | 27 554 | 41 055 | 49,00 |
| PUERTO RICO | 120 924 | 3 545 | -97,07 | 86 189 | 13 037 | -84,87 |
| BELIZE | 0 | 21 740 | - | 0 | 23 142 | - |
| DOMINICAN REPUBLIC | 26 669 | 75 819 | 184,30 | 43 919 | 49 435 | 12,56 |
| EL SALVADOR | 0 | 23 281 | - | 0 | 15 418 | - |
| COSTA RICA | 63 823 | 129 013 | 102,14 | 47 932 | 92 136 | 92,22 |
| HAITI | 108 119 | 75 327 | -30,33 | 56 314 | 40 392 | -28,27 |
| BARBADOS | 0 | 621 | - | 0 | 1 824 | - |
| ANTIGUA AND BARBUDA | 19 258 | 525 | -97,27 | 16 848 | 2 588 | -84,64 |
| ANGUILLA | 145 550 | 0 | -100,00 | 60 556 | 0 | -100,00 |
| ARUBA | 2 759 | 1 251 | -54,66 | 1 483 | 748 | -49,56 |
| CAPE VERDE | 53 | 0 | -100,00 | 25 | 0 | -100,00 |
| CAYMAN ISLANDS | 15 | 435 | 2 800,00 | 7 | 4 637 | 66 142,86 |
| FRENCH GUIANA | 599 | 0 | -100,00 | 7 195 | 0 | -100,00 |
| FRENCH POLYNESIA | 2 102 | 8 387 | 299,00 | 6 925 | 6 139 | -11,35 |
| GRENADA | 0 | 23 133 | - | 0 | 6 604 | - |
| MARTINIQUE | 2 098 | 3 571 | 70,21 | 2 012 | 8 125 | 303,83 |
| NETHERLANDS ANTILLES | 11 129 | 32 730 | 194,10 | 21 100 | 38 523 | 82,57 |
| SAINT LUCIA | 40 | 670 | 1 575,00 | 50 | 2 878 | 5 656,00 |
| GUADELOUPE | 4 946 | 3 632 | -26,57 | 10 587 | 13 352 | 26,12 |
| SAINT KITTS AND NEVIS | 4 | 0 | -100,00 | 40 | 0 | -100,00 |
| UNITED KINGDOM | 1 053 906 | 894 659 | -15,11 | 1 972 030 | 1 698 786 | -13,86 |
| NETHERLANDS | 1 408 877 | 4 155 427 | 194,95 | 2 005 070 | 1 090 629 | -45,61 |
| FRANCE | 472 037 | 428 316 | -9,26 | 797 491 | 749 177 | -6,06 |
| GERMANY, FED. REP. OF | 946 871 | 852 178 | -10,00 | 1 568 664 | 1 837 953 | 17,17 |
| AUSTRIA | 15 727 | 12 480 | -20,65 | 70 506 | 76 142 | 7,99 |
| BELGIUM | 1 155 793 | 816 680 | -29,34 | 1 283 855 | 1 103 166 | -14,07 |
| SWITZERLAND | 15 206 | 4 695 | -69,12 | 150 915 | 98 832 | -34,51 |
| LUXEMBOURG | 0 | 20 | - | 0 | 200 | - |
| DENMARK | 14 810 | 93 345 | 530,28 | 30 483 | 110 259 | 261,71 |
| NORWAY | 46 320 | 12 581 | -72,84 | 39 457 | 18 946 | -51,98 |
| SWEDEN | 24 905 | 35 598 | 42,94 | 34 382 | 42 247 | 22,88 |
| FINLAND | 3 774 | 30 003 | 694,99 | 12 413 | 31 911 | 157,08 |
| IRELAND | 293 900 | 132 361 | -54,96 | 296 293 | 147 854 | -50,10 |
| ITALY | 1 470 627 | 569 408 | -61,28 | 1 621 279 | 858 368 | -47,06 |
| SPAIN | 395 402 | 186 880 | -52,74 | 462 989 | 359 101 | -22,44 |
| PORTUGAL | 79 249 | 73 864 | -6,80 | 75 323 | 61 799 | -17,95 |
| ICELAND | 19 390 | 20 831 | 7,43 | 9 388 | 16 616 | 76,99 |
| GREECE | 312 374 | 261 941 | -16,15 | 233 761 | 186 308 | -20,30 |
| THE DEMOCRATIC REPUBLIC OF TH | 139 491 | 0 | -100,00 | 59 404 | 0 | -100,00 |
| HUNGARY | 11 530 | 10 653 | -7,61 | 9 800 | 13 879 | 41,62 |
| POLAND | 2 549 435 | 2 084 179 | -18,25 | 2 217 684 | 1 678 115 | -24,33 |
| ROMANIA | 70 071 | 249 010 | 255,37 | 80 199 | 179 164 | 123,40 |
| BULGARIA | 189 446 | 342 837 | 80,97 | 108 342 | 216 936 | 100,23 |
| ALBANIA | 101 205 | 0 | -100,00 | 62 571 | 0 | -100,00 |
| AZERBAIJAN | 1 207 | 21 085 | 1 646,89 | 10 761 | 25 452 | 136,52 |
| BELARUS | 38 150 | 18 269 | -52,11 | 26 135 | 13 325 | -49,01 |
| KAZAKHSTAN | 62 697 | 99 478 | 58,66 | 90 994 | 107 605 | 18,26 |
| KYRGYZSTAN | 0 | 42 | - | 0 | 394 | - |
| MOLDOVA, REPUBLIC OF | 0 | 33 777 | - | 0 | 26 227 | - |
| UKRAINE | 196 828 | 108 929 | -44,66 | 255 019 | 87 923 | -65,52 |
| LITHUANIA | 282 523 | 190 461 | -32,59 | 336 734 | 197 001 | -41,50 |
| LATVIA | 12 835 | 8 701 | -32,21 | 26 860 | 19 108 | -28,86 |
| ESTONIA | 121 218 | 22 033 | -81,82 | 195 187 | 101 110 | -48,20 |
| GEORGIA | 89 275 | 33 469 | -62,51 | 52 225 | 26 526 | -49,21 |

TABEL 5. PERKEMBANGAN EKSPOR INDONESIA MENURUT KOMODITI DAN NEGARA TUJUAN

| JENIS BARANG | BERAT BERSIH (KG) | | PERUB | NILAI FOB (US \$) | | PERUB |
|--------------------------------------|----------------------|----------------------|--------------|----------------------|----------------------|--------------|
| | JAN-SEP 2012 | JAN-SEP 2013 | % | JAN-SEP 2012 | JAN-SEP 2013 | % |
| (1) | (2) | (3) | (4) | (5) | (6) | (7) |
| CROATIA | 121 878 | 26 320 | -78,40 | 96 847 | 29 014 | -70,04 |
| BOSNIA AND HERZEGOVINA | 303 336 | 94 560 | -68,83 | 254 243 | 74 654 | -70,64 |
| MALTA | 2 273 | 5 170 | 127,45 | 7 622 | 9 263 | 21,53 |
| SLOVAKIA | 2 069 | 0 | -100,00 | 4 025 | 0 | -100,00 |
| SLOVENIA | 758 | 15 828 | 1 988,13 | 3 142 | 19 130 | 508,85 |
| CZECH REPUBLIC | 524 343 | 528 995 | 0,89 | 419 178 | 408 002 | -2,67 |
| RUSSIA FEDERATION | 580 518 | 140 655 | -75,77 | 611 319 | 213 580 | -65,06 |
| SERBIA | 730 | 2 175 | 197,95 | 3 235 | 8 396 | 159,54 |
| MONTENEGRO | 225 | 85 978 | 38 112,44 | 2 222 | 79 736 | 3 488,48 |
| KERTAS DAN BARANG DARI KERTAS | 3 205 235 234 | 3 156 611 321 | -1,52 | 3 022 950 962 | 2 816 830 805 | -6,82 |
| JAPAN | 395 468 566 | 367 383 789 | -7,10 | 474 701 587 | 383 050 406 | -19,31 |
| HONG KONG | 71 564 986 | 44 212 561 | -38,22 | 59 741 623 | 37 253 849 | -37,64 |
| KOREA, DEM. PEOPLE'S REP. | 3 078 | 0 | -100,00 | 19 080 | 0 | -100,00 |
| KOREA, REPUBLIC OF | 65 101 812 | 61 489 227 | -5,55 | 59 844 224 | 55 641 576 | -7,02 |
| TAIWAN | 110 196 529 | 101 640 265 | -7,76 | 89 111 985 | 74 494 718 | -16,40 |
| CHINA | 142 560 712 | 63 687 436 | -55,33 | 117 544 139 | 59 770 019 | -49,15 |
| MONGOLIA | 152 058 | 99 727 | -34,42 | 123 922 | 109 967 | -11,26 |
| MACAU | 1 724 388 | 1 540 960 | -10,64 | 1 108 472 | 923 683 | -16,67 |
| PAPUA NEW GUINEA | 2 679 496 | 2 256 449 | -15,79 | 4 158 850 | 3 158 057 | -24,06 |
| THAILAND | 104 538 166 | 101 564 707 | -2,84 | 105 962 352 | 97 398 206 | -8,08 |
| SINGAPORE | 139 616 944 | 133 809 592 | -4,16 | 97 546 063 | 90 901 128 | -6,81 |
| PHILIPPINES | 97 946 700 | 121 817 686 | 24,37 | 89 932 570 | 101 333 117 | 12,68 |
| MALAYSIA | 304 219 517 | 271 567 619 | -10,73 | 261 649 879 | 226 076 760 | -13,60 |
| MYANMAR | 50 771 005 | 67 391 643 | 32,74 | 37 950 845 | 44 048 640 | 16,07 |
| CAMBODIA | 11 060 316 | 11 301 713 | 2,18 | 9 999 837 | 10 162 251 | 1,62 |
| BRUNEI DARUSSALAM | 1 017 149 | 799 219 | -21,43 | 1 214 870 | 995 044 | -18,09 |
| LAO PEOPLE'S DEM. REP. | 289 053 | 241 841 | -16,33 | 233 597 | 207 586 | -11,13 |
| NEPAL | 44 018 | 73 210 | 66,32 | 85 445 | 1 747 703 | 1 945,41 |
| BHUTAN | 6 | 0 | -100,00 | 15 | 0 | -100,00 |
| VIET NAM | 228 797 910 | 249 712 993 | 9,14 | 178 829 450 | 183 898 397 | 2,83 |
| MALDIVES | 777 955 | 673 687 | -13,40 | 952 052 | 796 797 | -16,31 |
| INDIA | 53 623 613 | 66 758 507 | 24,49 | 48 451 623 | 53 784 179 | 11,01 |
| PAKISTAN | 68 864 114 | 77 900 297 | 13,12 | 58 132 155 | 65 775 403 | 13,15 |
| BANGLADESH | 30 033 492 | 38 293 761 | 27,50 | 23 511 480 | 30 276 047 | 28,77 |
| SRI LANKA | 32 841 606 | 36 538 915 | 11,26 | 27 440 204 | 29 168 228 | 6,30 |
| AFGHANISTAN | 737 614 | 2 142 897 | 190,52 | 1 438 624 | 4 135 112 | 187,44 |
| IRAQ | 75 842 | 486 256 | 541,14 | 59 839 | 630 510 | 953,68 |
| IRAN (ISLAMIC REPUBLIC OF) | 53 841 937 | 54 829 485 | 1,83 | 45 991 376 | 45 721 627 | -0,59 |
| SAUDI ARABIA | 97 104 773 | 99 692 132 | 2,66 | 94 279 092 | 82 078 069 | -12,94 |
| ISRAEL | 160 663 | 377 095 | 134,71 | 119 660 | 325 767 | 172,24 |
| KUWAIT | 12 121 208 | 11 606 768 | -4,24 | 11 729 911 | 11 310 944 | -3,57 |
| JORDAN | 27 774 716 | 28 034 215 | 0,93 | 26 645 011 | 25 559 245 | -4,07 |
| LEBANON | 6 206 844 | 9 137 387 | 47,21 | 6 240 681 | 8 269 872 | 32,52 |
| YEMEN | 19 084 729 | 24 323 472 | 27,45 | 18 160 810 | 19 415 738 | 6,91 |
| OMAN | 7 561 034 | 8 005 922 | 5,88 | 7 495 758 | 7 679 673 | 2,45 |
| SYRIA ARAB REPUBLIC | 3 543 953 | 146 719 | -95,86 | 3 036 050 | 116 838 | -96,15 |
| TURKEY | 30 651 971 | 50 198 982 | 63,77 | 28 521 655 | 39 471 548 | 38,39 |
| UNITED ARAB EMIRATES | 122 791 017 | 113 891 531 | -7,25 | 114 056 165 | 102 090 946 | -10,49 |
| QATAR | 9 775 221 | 9 937 302 | 1,66 | 10 392 148 | 10 409 047 | 0,16 |
| BAHRAIN | 6 277 606 | 7 183 419 | 14,43 | 6 763 182 | 6 721 661 | -0,61 |
| CYPRUS | 4 256 687 | 4 157 963 | -2,32 | 4 047 849 | 3 753 030 | -7,28 |
| EGYPT | 49 527 925 | 29 311 494 | -40,82 | 42 982 616 | 25 376 005 | -40,96 |
| LIBYAN ARAB JAMAHIRIYA | 5 973 086 | 6 751 609 | 13,03 | 6 559 309 | 7 306 134 | 11,39 |
| MOROCCO | 81 894 | 165 849 | 102,52 | 137 158 | 267 807 | 95,25 |
| TUNISIA | 58 091 | 71 609 | 23,27 | 76 389 | 75 565 | -1,08 |
| ALGERIA | 198 865 | 0 | -100,00 | 177 647 | 0 | -100,00 |
| SUDAN | 4 793 141 | 17 483 062 | 264,75 | 4 160 844 | 12 955 159 | 211,36 |
| ERITREA | 0 | 20 583 | - | 0 | 15 855 | - |
| NAMIBIA | 181 257 | 57 759 | -68,13 | 232 016 | 59 161 | -74,50 |
| ETHIOPIA | 7 189 789 | 12 257 034 | 70,48 | 7 281 515 | 13 250 132 | 81,97 |
| TANZANIA, UNITED REP. OF | 2 460 364 | 2 364 948 | -3,88 | 2 406 129 | 2 031 409 | -15,57 |
| MADAGASCAR | 3 649 610 | 4 274 284 | 17,12 | 3 840 429 | 4 270 841 | 11,21 |
| SOMALIA | 405 085 | 507 833 | 25,36 | 557 857 | 617 687 | 10,72 |
| KENYA | 11 196 132 | 14 741 669 | 31,67 | 9 887 509 | 10 052 327 | 1,67 |
| REUNION | 3 518 418 | 2 261 007 | -35,74 | 3 826 192 | 2 590 892 | -32,29 |
| MOZAMBIQUE | 1 109 314 | 1 961 102 | 76,79 | 1 260 425 | 1 807 636 | 43,41 |
| BOTSWANA | 21 419 | 167 601 | 682,49 | 26 560 | 118 258 | 345,25 |
| EQUATORIAL GUINEA | 75 498 | 133 859 | 77,30 | 70 838 | 110 393 | 55,84 |
| TOGO | 6 656 547 | 10 343 439 | 55,39 | 7 183 985 | 9 893 796 | 37,72 |
| GHANA | 10 307 608 | 14 348 297 | 39,20 | 9 765 064 | 12 044 084 | 23,34 |
| LIBERIA | 453 636 | 539 653 | 18,96 | 485 585 | 443 909 | -8,58 |
| GUINEA | 1 838 478 | 1 197 925 | -34,84 | 2 215 987 | 1 165 541 | -47,40 |
| ANGOLA | 3 648 506 | 941 302 | -74,20 | 2 146 694 | 893 547 | -58,38 |
| CONGO | 3 990 261 | 4 728 571 | 18,50 | 4 351 868 | 5 081 503 | 16,77 |
| CAMEROON | 4 587 110 | 3 954 784 | -13,78 | 5 255 997 | 3 454 702 | -34,27 |
| NIGERIA | 72 959 917 | 95 337 378 | 30,67 | 65 053 215 | 80 888 758 | 24,34 |

TABEL 5. PERKEMBANGAN EKSPOR INDONESIA MENURUT KOMODITI DAN NEGARA TUJUAN

| JENIS BARANG | BERAT BERSIH (KG) | | PERUB | NILAI FOB (US \$) | | PERUB |
|--------------------------------|-------------------|--------------|-----------|-------------------|--------------|---------|
| | JAN-SEP 2012 | JAN-SEP 2013 | % | JAN-SEP 2012 | JAN-SEP 2013 | % |
| (1) | (2) | (3) | (4) | (5) | (6) | (7) |
| SIERRA LEONE | 991 886 | 1 097 566 | 10,65 | 1 118 346 | 1 126 001 | 0,68 |
| GABON | 366 427 | 702 220 | 91,64 | 460 903 | 779 085 | 69,03 |
| COTE D'IVOIRE | 4 056 975 | 6 140 651 | 51,36 | 4 047 730 | 5 219 705 | 28,95 |
| SENEGAL | 1 028 463 | 2 034 991 | 97,87 | 1 158 262 | 2 015 334 | 74,00 |
| MAURITANIA | 268 267 | 522 911 | 94,92 | 263 521 | 480 046 | 82,17 |
| MALI | 79 088 | 52 875 | -33,14 | 93 940 | 60 429 | -35,67 |
| BENIN | 2 639 412 | 3 565 382 | 35,08 | 2 891 003 | 3 559 074 | 23,11 |
| BURKINA FASO | 0 | 195 072 | - | 0 | 225 658 | - |
| GUINEA BISSAU | 110 366 | 146 997 | 33,19 | 151 634 | 175 559 | 15,78 |
| GAMBIA | 346 885 | 430 553 | 24,12 | 385 644 | 444 991 | 15,39 |
| SEYCHELLES | 122 697 | 91 716 | -25,25 | 136 519 | 130 613 | -4,33 |
| UGANDA | 569 107 | 426 124 | -25,12 | 675 420 | 530 142 | -21,51 |
| NIGER | 257 543 | 75 | -99,97 | 308 875 | 708 | -99,77 |
| DJIBOUTI | 23 182 710 | 14 048 394 | -39,40 | 23 311 045 | 14 075 803 | -39,62 |
| SAO TOME AND PRINCIPE | 18 695 | 54 937 | 193,86 | 25 054 | 59 562 | 137,73 |
| SOUTH AFRICA | 28 270 987 | 28 424 663 | 0,54 | 27 786 543 | 25 450 617 | -8,41 |
| ZIMBABWE | 97 634 | 246 386 | 152,36 | 184 364 | 232 206 | 25,95 |
| ZAMBIA | 65 554 | 0 | -100,00 | 54 464 | 0 | -100,00 |
| MALAWI | 547 008 | 262 756 | -51,96 | 489 176 | 237 903 | -51,37 |
| COMOROS | 19 115 | 56 047 | 193,21 | 24 491 | 63 086 | 157,59 |
| MAURITIUS | 11 226 146 | 10 523 114 | -6,26 | 9 305 206 | 8 971 740 | -3,58 |
| RWANDA | 2 783 | 0 | -100,00 | 42 859 | 0 | -100,00 |
| VIRGIN ISLANDS (BRITISH) | 320 | 355 | 10,94 | 11 088 | 7 205 | -35,02 |
| AUSTRALIA | 95 509 408 | 85 274 075 | -10,72 | 109 544 841 | 94 643 312 | -13,60 |
| NEW ZEALAND | 20 804 732 | 22 768 814 | 9,44 | 22 833 014 | 23 929 631 | 4,80 |
| MICRONESIA, FED. STATES OF | 19 341 | 18 983 | -1,85 | 20 363 | 19 648 | -3,51 |
| GUAM | 232 124 | 206 047 | -11,23 | 310 331 | 272 231 | -12,28 |
| PALAU | 38 786 | 60 338 | 55,57 | 49 220 | 61 441 | 24,83 |
| NEW CALEDONIA | 2 309 681 | 2 190 915 | -5,14 | 2 761 200 | 2 527 507 | -8,46 |
| NORTHERN MARIANA ISLANDS | 122 | 50 | -59,02 | 630 | 300 | -52,38 |
| SAINT VINCENT AND THE GRENADIN | 17 855 | 525 | -97,06 | 21 606 | 609 | -97,18 |
| VANUATU | 157 919 | 160 185 | 1,43 | 204 705 | 192 395 | -6,01 |
| WALLIS AND FUTUNA ISLANDS | 45 | 0 | -100,00 | 230 | 0 | -100,00 |
| AMERICAN SAMOA | 39 871 | 37 966 | -4,78 | 48 635 | 32 882 | -32,39 |
| COOK ISLANDS | 19 725 | 19 808 | 0,42 | 43 761 | 49 054 | 12,10 |
| FIJI | 2 221 838 | 2 158 937 | -2,83 | 2 165 589 | 2 054 923 | -5,11 |
| KIRIBATI | 3 319 | 18 732 | 464,39 | 11 225 | 29 085 | 159,11 |
| MARSHALL ISLANDS | 18 983 | 0 | -100,00 | 15 604 | 0 | -100,00 |
| SAMOA | 195 462 | 198 585 | 1,60 | 218 984 | 220 185 | 0,55 |
| SOLOMON ISLANDS | 62 911 | 18 960 | -69,86 | 193 714 | 16 553 | -91,45 |
| EAST TIMOR | 1 560 541 | 1 095 094 | -29,83 | 2 036 259 | 1 709 928 | -16,03 |
| UNITED STATES | 205 662 232 | 201 404 106 | -2,07 | 209 360 580 | 207 457 951 | -0,91 |
| CANADA | 24 523 968 | 17 685 357 | -27,89 | 22 696 178 | 16 278 263 | -28,28 |
| MEXICO | 10 784 941 | 10 510 462 | -2,55 | 9 272 885 | 9 805 008 | 5,74 |
| GUATEMALA | 6 394 855 | 8 068 961 | 26,18 | 5 309 120 | 6 214 888 | 17,06 |
| HONDURAS | 746 649 | 1 361 395 | 82,33 | 644 108 | 1 125 741 | 74,78 |
| NICARAGUA | 2 328 181 | 2 849 763 | 22,40 | 1 886 457 | 2 165 835 | 14,81 |
| PANAMA | 1 675 251 | 1 912 017 | 14,13 | 1 478 724 | 1 548 833 | 4,74 |
| CUBA | 10 506 521 | 8 073 764 | -23,15 | 9 812 838 | 7 355 614 | -25,04 |
| SURINAME | 404 922 | 336 677 | -16,85 | 423 040 | 323 476 | -23,54 |
| CHILE | 2 446 918 | 3 207 046 | 31,06 | 3 122 114 | 3 443 602 | 10,30 |
| VENEZUELA | 3 819 271 | 1 873 239 | -50,95 | 3 447 170 | 1 822 810 | -47,12 |
| ARGENTINA | 4 721 720 | 10 780 862 | 128,32 | 4 455 193 | 8 337 833 | 87,15 |
| BRAZIL | 28 179 331 | 12 831 887 | -54,46 | 23 810 555 | 11 399 779 | -52,12 |
| COLOMBIA | 5 417 026 | 3 998 045 | -26,19 | 5 639 222 | 4 661 555 | -17,34 |
| BOLIVIA | 219 663 | 0 | -100,00 | 145 417 | 0 | -100,00 |
| URUGUAY | 896 760 | 904 942 | 0,91 | 800 066 | 774 079 | -3,25 |
| PARAGUAY | 926 450 | 707 690 | -23,61 | 872 694 | 580 596 | -33,47 |
| ECUADOR | 8 827 636 | 6 577 187 | -25,49 | 8 726 542 | 6 277 420 | -28,07 |
| PERU | 15 370 327 | 15 377 851 | 0,05 | 14 072 414 | 26 321 151 | 87,04 |
| GUYANA | 50 410 | 156 032 | 209,53 | 32 735 | 132 352 | 304,31 |
| TRINIDAD AND TOBAGO | 1 885 881 | 2 884 964 | 52,98 | 1 856 251 | 2 885 330 | 55,44 |
| BAHAMAS | 206 | 24 100 | 11 599,03 | 3 073 | 22 503 | 632,28 |
| JAMAICA | 675 991 | 1 685 441 | 149,33 | 827 905 | 1 755 101 | 111,99 |
| PUERTO RICO | 6 013 862 | 4 888 345 | -18,72 | 4 630 467 | 3 726 097 | -19,53 |
| BELIZE | 19 318 | 0 | -100,00 | 14 243 | 0 | -100,00 |
| DOMINICAN REPUBLIC | 2 863 039 | 4 759 896 | 66,25 | 2 592 223 | 4 190 424 | 61,65 |
| EL SALVADOR | 4 934 038 | 4 934 411 | 0,01 | 3 985 725 | 3 952 580 | -0,83 |
| COSTA RICA | 5 984 978 | 5 879 889 | -1,76 | 4 802 551 | 4 726 331 | -1,59 |
| HAITI | 452 713 | 1 187 088 | 162,22 | 514 859 | 1 111 708 | 115,92 |
| BARBADOS | 71 026 | 158 537 | 123,21 | 71 950 | 157 981 | 119,57 |
| ANTIGUA AND BARBUDA | 22 | 42 | 90,91 | 460 | 981 | 113,26 |
| ANGUILLA | 100 | 0 | -100,00 | 41 | 0 | -100,00 |
| ARUBA | 92 832 | 147 198 | 58,56 | 70 195 | 110 867 | 57,94 |
| BERMUDA | 263 | 240 | -8,75 | 1 274 | 1 158 | -9,11 |
| CAPE VERDE | 8 | 0 | -100,00 | 15 | 0 | -100,00 |
| FRENCH GUIANA | 94 826 | 132 024 | 39,23 | 62 406 | 90 920 | 45,69 |

TABEL 5. PERKEMBANGAN EKSPOR INDONESIA MENURUT KOMODITI DAN NEGARA TUJUAN

| JENIS BARANG | BERAT BERSIH (KG) | | PERUB % | NILAI FOB (US \$) | | PERUB % |
|-------------------------------------|--------------------|--------------------|---------------|--------------------|--------------------|---------------|
| | JAN-SEP 2012 | JAN-SEP 2013 | | JAN-SEP 2012 | JAN-SEP 2013 | |
| (1) | (2) | (3) | (4) | (5) | (6) | (7) |
| FRENCH POLYNESIA | 1 417 561 | 1 152 017 | -18,73 | 1 607 324 | 1 290 547 | -19,71 |
| GRENADA | 8 | 0 | -100,00 | 214 | 0 | -100,00 |
| MARTINIQUE | 484 075 | 311 077 | -35,74 | 425 835 | 289 361 | -32,05 |
| NETHERLANDS ANTILLES | 89 019 | 334 023 | 275,23 | 92 616 | 331 975 | 258,44 |
| SAINT LUCIA | 900 | 290 | -67,78 | 6 551 | 1 470 | -77,56 |
| TURKS AND CAICOS ISLANDS | 30 | 580 | 1 833,33 | 102 | 1 235 | 1 110,78 |
| GUADELOUPE | 644 176 | 736 811 | 14,38 | 521 346 | 550 071 | 5,51 |
| SAINT KITTS AND NEVIS | 1 | 0 | -100,00 | 29 | 0 | -100,00 |
| UNITED KINGDOM | 23 246 193 | 28 324 113 | 21,84 | 26 304 487 | 29 271 378 | 11,28 |
| NETHERLANDS | 3 047 952 | 2 977 702 | -2,30 | 6 956 147 | 6 299 157 | -9,44 |
| FRANCE | 5 696 159 | 5 641 289 | -0,96 | 8 472 033 | 7 423 057 | -12,38 |
| GERMANY, FED. REP. OF | 7 325 906 | 6 103 764 | -16,68 | 11 949 169 | 9 408 769 | -21,26 |
| AUSTRIA | 21 166 | 27 600 | 30,40 | 44 595 | 43 825 | -1,73 |
| BELGIUM | 23 323 629 | 22 982 036 | -1,46 | 20 808 634 | 20 533 050 | -1,32 |
| SWITZERLAND | 24 883 | 162 297 | 552,24 | 171 904 | 550 229 | 220,08 |
| LUXEMBOURG | 3 | 0 | -100,00 | 3 | 0 | -100,00 |
| DENMARK | 916 935 | 592 613 | -35,37 | 2 340 697 | 1 521 751 | -34,99 |
| NORWAY | 345 366 | 232 110 | -32,79 | 1 032 672 | 811 777 | -21,39 |
| SWEDEN | 457 685 | 407 311 | -11,01 | 1 259 196 | 1 010 674 | -19,73 |
| FINLAND | 134 349 | 134 116 | -0,17 | 284 620 | 258 820 | -9,06 |
| IRELAND | 2 085 952 | 2 533 461 | 21,45 | 2 828 277 | 3 257 998 | 15,19 |
| ITALY | 13 822 045 | 20 384 102 | 47,48 | 14 473 328 | 19 332 770 | 33,58 |
| SPAIN | 11 638 928 | 11 207 633 | -3,71 | 13 547 726 | 12 905 919 | -4,74 |
| PORTUGAL | 1 434 673 | 1 555 022 | 8,39 | 1 215 984 | 1 595 382 | 31,20 |
| GREECE | 7 670 397 | 11 500 398 | 49,93 | 6 832 465 | 10 233 020 | 49,77 |
| LIECHTENSTEIN | 19 880 | 0 | -100,00 | 77 639 | 0 | -100,00 |
| THE DEMOCRATIC REPUBLIC OF TH | 2 953 784 | 2 844 493 | -3,70 | 3 775 009 | 2 679 272 | -29,03 |
| HUNGARY | 26 116 | 1 793 | -93,13 | 15 529 | 7 507 | -51,66 |
| POLAND | 608 664 | 1 457 064 | 139,39 | 845 261 | 1 712 471 | 102,60 |
| ROMANIA | 1 952 224 | 6 373 627 | 226,48 | 1 721 865 | 5 115 720 | 197,10 |
| BULGARIA | 2 302 751 | 4 439 602 | 92,80 | 1 977 481 | 3 733 287 | 88,79 |
| ALBANIA | 2 567 226 | 1 696 801 | -33,91 | 1 991 780 | 1 375 866 | -30,92 |
| ARMENIA | 0 | 56 | - | 0 | 690 | - |
| AZERBAIJAN | 0 | 211 817 | - | 0 | 236 247 | - |
| BELARUS | 0 | 207 | - | 0 | 2 246 | - |
| KAZAKHSTAN | 21 252 | 191 849 | 802,73 | 43 232 | 218 962 | 406,48 |
| MOLDOVA, REPUBLIC OF | 0 | 19 262 | - | 0 | 16 360 | - |
| UKRAINE | 6 973 998 | 9 017 431 | 29,30 | 6 739 042 | 7 956 857 | 18,07 |
| UZBEKISTAN | 56 536 | 0 | -100,00 | 53 434 | 0 | -100,00 |
| LITHUANIA | 951 194 | 1 124 144 | 18,18 | 1 164 955 | 1 303 023 | 11,85 |
| LATVIA | 540 760 | 809 864 | 49,76 | 576 489 | 837 323 | 45,25 |
| ESTONIA | 69 367 | 218 174 | 214,52 | 97 082 | 205 837 | 112,02 |
| GEORGIA | 4 152 028 | 5 116 348 | 23,23 | 3 638 457 | 4 848 490 | 33,26 |
| CROATIA | 1 196 880 | 3 053 213 | 155,10 | 1 202 047 | 2 632 493 | 119,00 |
| MALTA | 1 163 499 | 1 220 239 | 4,88 | 1 018 408 | 1 082 959 | 6,34 |
| SLOVAKIA | 2 668 | 2 855 | 7,01 | 12 513 | 16 953 | 35,48 |
| SLOVENIA | 1 926 047 | 3 564 101 | 85,05 | 1 555 113 | 3 060 153 | 96,78 |
| CZECH REPUBLIC | 964 | 5 811 | 502,80 | 14 706 | 13 719 | -6,71 |
| REP. OF MACEDONIA | 1 240 | 0 | -100,00 | 3 672 | 0 | -100,00 |
| RUSSIA FEDERATION | 8 464 701 | 10 319 992 | 21,92 | 9 033 075 | 10 848 836 | 20,10 |
| SERBIA | 245 | 488 | 99,18 | 1 020 | 1 612 | 58,04 |
| MONTENEGRO | 241 398 | 240 468 | -0,39 | 203 553 | 205 280 | 0,85 |
| -GLISEROL DAN LARUTAN ALKALI | 115 986 442 | 170 473 252 | 46,98 | 33 050 052 | 53 343 675 | 61,40 |
| JAPAN | 3 472 170 | 4 243 234 | 22,21 | 999 427 | 1 372 473 | 37,33 |
| HONG KONG | 200 000 | 576 | -99,71 | 58 000 | 3 344 | -94,23 |
| KOREA, REPUBLIC OF | 310 000 | 124 000 | -60,00 | 74 400 | 23 673 | -68,18 |
| TAIWAN | 19 200 | 0 | -100,00 | 238 | 0 | -100,00 |
| CHINA | 89 019 221 | 132 897 894 | 49,29 | 26 109 671 | 40 167 948 | 53,84 |
| THAILAND | 500 000 | 0 | -100,00 | 153 250 | 0 | -100,00 |
| SINGAPORE | 0 | 1 | - | 0 | 81 | - |
| PHILIPPINES | 2 953 970 | 1 018 420 | -65,52 | 964 187 | 737 529 | -23,51 |
| MALAYSIA | 15 730 061 | 30 029 344 | 90,90 | 4 014 238 | 10 317 914 | 157,03 |
| INDIA | 676 820 | 1 499 783 | 121,59 | 199 418 | 544 913 | 173,25 |
| PAKISTAN | 1 813 000 | 0 | -100,00 | 199 | 0 | -100,00 |
| CANADA | 272 000 | 0 | -100,00 | 211 824 | 0 | -100,00 |
| NETHERLANDS | 1 020 000 | 500 000 | -50,98 | 265 200 | 138 000 | -47,96 |
| IRELAND | 0 | 160 000 | - | 0 | 37 800 | - |
| -MARGARIN DAN LEMAK LAINNYA | 538 663 118 | 480 336 802 | -10,83 | 588 317 836 | 434 290 465 | -26,18 |
| JAPAN | 460 350 | 426 110 | -7,44 | 557 519 | 400 221 | -28,21 |
| HONG KONG | 1 146 747 | 894 662 | -21,98 | 1 344 468 | 824 246 | -38,69 |
| KOREA, REPUBLIC OF | 4 672 784 | 5 997 735 | 28,35 | 5 442 672 | 5 997 491 | 10,19 |
| TAIWAN | 2 225 232 | 1 985 173 | -10,79 | 2 479 128 | 1 717 546 | -30,72 |
| CHINA | 223 771 642 | 141 084 298 | -36,95 | 236 356 207 | 114 802 478 | -51,43 |
| PAPUA NEW GUINEA | 1 049 439 | 1 434 590 | 36,70 | 1 166 892 | 1 373 304 | 17,69 |
| THAILAND | 6 721 942 | 6 371 165 | -5,22 | 8 070 815 | 6 291 854 | -22,04 |

TABEL 5. PERKEMBANGAN EKSPOR INDONESIA MENURUT KOMODITI DAN NEGARA TUJUAN

| JENIS BARANG | BERAT BERSIH (KG) | | PERUB | NILAI FOB (US \$) | | PERUB |
|--------------------------------|-------------------|--------------|----------|-------------------|--------------|----------|
| | JAN-SEP 2012 | JAN-SEP 2013 | % | JAN-SEP 2012 | JAN-SEP 2013 | % |
| | (1) | (2) | (3) | (4) | (5) | (6) |
| SINGAPORE | 1 302 893 | 403 600 | -69,02 | 1 503 052 | 355 348 | -76,36 |
| PHILIPPINES | 8 966 652 | 9 094 309 | 1,42 | 10 422 318 | 8 108 921 | -22,20 |
| MALAYSIA | 29 706 970 | 16 803 868 | -43,43 | 29 973 062 | 20 767 012 | -30,71 |
| MYANMAR | 466 750 | 1 366 467 | 192,76 | 832 103 | 1 599 155 | 92,18 |
| CAMBODIA | 66 960 | 225 000 | 236,02 | 58 315 | 169 878 | 191,31 |
| BRUNEI DARUSSALAM | 0 | 14 994 | - | 0 | 17 197 | - |
| VIET NAM | 12 217 715 | 11 319 869 | -7,35 | 13 491 766 | 10 513 932 | -22,07 |
| MALDIVES | 57 623 | 129 620 | 124,94 | 56 840 | 110 457 | 94,33 |
| INDIA | 1 746 730 | 1 699 443 | -2,71 | 1 946 648 | 1 397 343 | -28,22 |
| PAKISTAN | 3 467 513 | 2 114 892 | -39,01 | 3 883 725 | 1 828 719 | -52,91 |
| BANGLADESH | 100 245 | 102 090 | 1,84 | 100 328 | 88 078 | -12,21 |
| SRI LANKA | 7 260 530 | 6 501 040 | -10,46 | 7 356 638 | 5 406 012 | -26,52 |
| IRAQ | 4 192 064 | 90 000 | -97,85 | 4 684 800 | 76 860 | -98,36 |
| IRAN (ISLAMIC REPUBLIC OF) | 5 868 032 | 7 767 192 | 32,36 | 6 803 206 | 7 738 318 | 13,75 |
| SAUDI ARABIA | 14 320 495 | 13 502 224 | -5,71 | 15 053 210 | 11 499 794 | -23,61 |
| ISRAIL | 8 581 024 | 6 216 700 | -27,55 | 9 933 738 | 5 886 915 | -40,74 |
| KUWAIT | 639 286 | 910 875 | 42,48 | 835 000 | 1 020 221 | 22,18 |
| JORDAN | 1 687 096 | 1 487 352 | -11,84 | 2 010 506 | 1 304 046 | -35,14 |
| LEBANON | 680 776 | 679 968 | -0,12 | 905 965 | 1 670 885 | 25,95 |
| YEMEN | 105 000 | 372 200 | 254,48 | 114 450 | 324 661 | 183,67 |
| OMAN | 1 044 480 | 1 064 915 | 1,96 | 1 020 160 | 885 838 | -13,17 |
| SYRIA ARAB REPUBLIC | 4 857 520 | 2 386 100 | -50,88 | 5 703 250 | 2 131 542 | -62,63 |
| TURKEY | 12 691 609 | 16 747 918 | 31,96 | 16 094 659 | 16 773 157 | 4,22 |
| UNITED ARAB EMIRATES | 940 916 | 1 434 042 | 52,41 | 1 131 722 | 1 368 393 | 20,91 |
| QATAR | 73 750 | 110 820 | 50,26 | 84 509 | 106 495 | 26,02 |
| BAHRAIN | 73 500 | 82 250 | 11,90 | 86 953 | 72 436 | -16,70 |
| CYPRUS | 0 | 22 000 | - | 0 | 18 260 | - |
| EGYPT | 8 364 536 | 8 250 005 | -1,37 | 10 099 945 | 7 883 292 | -21,95 |
| LIBYAN ARAB JAMAHIRIYA | 0 | 20 000 | - | 0 | 24 300 | - |
| MOROCCO | 148 000 | 1 739 005 | 1 075,00 | 206 280 | 1 574 303 | 663,19 |
| TUNISIA | 0 | 86 772 | - | 0 | 90 212 | - |
| ALGERIA | 27 415 340 | 25 550 270 | -6,80 | 28 995 639 | 21 918 507 | -24,41 |
| SUDAN | 3 150 680 | 8 293 600 | 163,23 | 3 217 969 | 7 157 364 | 122,42 |
| ERITREA | 0 | 102 000 | - | 0 | 86 265 | - |
| NAMIBIA | 60 750 | 41 400 | -31,85 | 63 383 | 34 776 | -45,13 |
| ETHIOPIA | 472 080 | 377 370 | -20,06 | 510 048 | 332 891 | -34,73 |
| TANZANIA, UNITED REP. OF | 428 710 | 1 170 891 | 173,12 | 442 717 | 1 014 770 | 129,21 |
| MADAGASCAR | 46 200 | 111 000 | 140,26 | 48 646 | 90 255 | 85,53 |
| KENYA | 180 360 | 216 250 | 19,90 | 173 435 | 165 604 | -4,52 |
| MOZAMBIQUE | 2 698 950 | 4 318 050 | 59,99 | 2 780 835 | 3 570 847 | 28,41 |
| TOGO | 432 829 | 1 054 625 | 143,66 | 455 510 | 901 331 | 97,87 |
| GHANA | 5 759 480 | 10 840 273 | 88,22 | 5 631 411 | 8 936 118 | 58,68 |
| LIBERIA | 467 149 | 393 559 | -15,75 | 487 140 | 350 762 | -28,00 |
| ANGOLA | 7 832 962 | 5 579 744 | -28,77 | 8 203 736 | 4 786 898 | -41,65 |
| CONGO | 1 784 145 | 1 297 050 | -27,30 | 1 843 859 | 1 115 034 | -39,53 |
| CAMEROON | 846 390 | 972 665 | 14,92 | 925 592 | 849 925 | -8,17 |
| NIGERIA | 24 093 470 | 34 965 695 | 45,13 | 24 304 607 | 29 915 808 | 23,09 |
| SIERRA LEONE | 122 550 | 402 125 | 228,13 | 124 685 | 340 797 | 173,33 |
| GABON | 0 | 1 550 | - | 0 | 1 455 | - |
| COTE D'IVOIRE | 254 750 | 439 660 | 72,58 | 262 334 | 372 703 | 42,07 |
| SENEGAL | 323 600 | 535 480 | 65,48 | 328 220 | 437 128 | 33,18 |
| MAURITANIA | 0 | 113 600 | - | 0 | 94 163 | - |
| MALI | 35 000 | 157 500 | 350,00 | 34 750 | 140 626 | 304,68 |
| BENIN | 1 675 353 | 796 091 | -52,48 | 1 603 733 | 615 457 | -61,62 |
| GAMBIA | 131 535 | 17 400 | -86,77 | 133 956 | 14 558 | -89,13 |
| DJIBOUTI | 1 143 835 | 4 261 610 | 272,57 | 1 183 725 | 3 581 029 | 202,52 |
| SAO TOME AND PRINCIPE | 91 000 | 18 200 | -80,00 | 103 610 | 16 510 | -84,07 |
| SOUTH AFRICA | 5 041 203 | 4 996 040 | -0,90 | 5 792 412 | 4 831 642 | -16,59 |
| ZIMBABWE | 186 938 | 222 788 | 19,18 | 249 500 | 235 287 | -5,70 |
| MALAWI | 79 860 | 278 745 | 249,04 | 77 428 | 231 821 | 199,40 |
| COMOROS | 20 250 | 38 450 | 89,88 | 20 250 | 32 150 | 58,77 |
| MAURITIUS | 0 | 154 800 | - | 0 | 134 193 | - |
| AUSTRALIA | 2 504 685 | 2 152 121 | -14,08 | 3 331 064 | 2 447 702 | -26,52 |
| NEW ZEALAND | 3 533 075 | 2 785 540 | -21,16 | 4 213 379 | 2 648 923 | -37,13 |
| SAINT VINCENT AND THE GRENADIN | 21 000 | 0 | -100,00 | 22 785 | 0 | -100,00 |
| VANUATU | 21 000 | 21 000 | 0,00 | 21 315 | 17 640 | -17,24 |
| FIJI | 231 050 | 105 200 | -54,47 | 242 726 | 88 407 | -63,58 |
| KIRIBATI | 360 | 820 | 127,78 | 120 | 2 050 | 1 608,33 |
| SAMOA | 81 705 | 39 435 | -51,73 | 88 642 | 31 583 | -64,37 |
| SOLOMON ISLANDS | 183 627 | 182 238 | -0,76 | 222 914 | 200 664 | -9,98 |
| TONGA | 21 000 | 21 000 | 0,00 | 21 660 | 18 415 | -14,98 |
| TUVALU | 240 | 0 | -100,00 | 712 | 0 | -100,00 |
| EAST TIMOR | 386 859 | 433 244 | 11,99 | 453 118 | 466 551 | 2,96 |
| UNITED STATES | 8 276 324 | 9 617 777 | 16,21 | 8 563 576 | 8 414 786 | -1,74 |
| CANADA | 412 553 | 458 421 | 11,12 | 419 302 | 402 717 | -3,96 |
| MEXICO | 0 | 6 970 800 | - | 0 | 7 412 020 | - |
| HONDURAS | 146 786 | 300 000 | 104,38 | 168 334 | 270 650 | 60,78 |

TABEL 5. PERKEMBANGAN EKSPOR INDONESIA MENURUT KOMODITI DAN NEGARA TUJUAN

| JENIS BARANG | BERAT BERSIH (KG) | | PERUB % | NILAI FOB (US \$) | | PERUB % |
|-------------------------------|--------------------|--------------------|--------------|--------------------|--------------------|-------------|
| | JAN-SEP 2012 | JAN-SEP 2013 | | JAN-SEP 2012 | JAN-SEP 2013 | |
| (1) | (2) | (3) | (4) | (5) | (6) | (7) |
| NICARAGUA | 381 773 | 600 000 | 57,16 | 411 799 | 536 340 | 30,24 |
| PANAMA | 63 080 | 62 160 | -1,46 | 67 273 | 63 314 | -5,88 |
| CHILE | 961 576 | 1 254 635 | 30,48 | 1 118 680 | 1 196 408 | 6,95 |
| VENEZUELA | 81 400 | 225 000 | 176,41 | 97 785 | 214 158 | 119,01 |
| ARGENTINA | 197 800 | 330 820 | 67,25 | 253 319 | 338 074 | 33,46 |
| BRAZIL | 1 026 000 | 4 318 000 | 320,86 | 1 520 270 | 5 071 690 | 233,60 |
| COLOMBIA | 247 500 | 202 500 | -18,18 | 346 410 | 197 193 | -43,08 |
| URUGUAY | 188 705 | 1 286 250 | 581,62 | 206 634 | 1 063 579 | 414,72 |
| ECUADOR | 157 500 | 247 500 | 57,14 | 209 048 | 240 953 | 15,26 |
| PERU | 1 484 000 | 1 521 415 | 2,52 | 1 716 991 | 1 433 641 | -16,50 |
| GUYANA | 391 914 | 391 914 | 0,00 | 442 860 | 344 184 | -22,28 |
| TRINIDAD AND TOBAGO | 1 325 603 | 1 199 176 | -9,54 | 1 427 829 | 1 070 549 | -25,02 |
| JAMAICA | 2 438 773 | 2 782 210 | 14,08 | 2 439 079 | 2 311 605 | -5,23 |
| PUERTO RICO | 152 411 | 284 096 | 86,40 | 164 362 | 247 609 | 50,65 |
| HAITI | 356 807 | 1 016 832 | 184,98 | 371 205 | 875 043 | 135,73 |
| BARBADOS | 628 920 | 609 644 | -3,06 | 688 043 | 576 181 | -16,26 |
| GRENADA | 6 600 | 29 115 | 341,14 | 8 234 | 25 836 | 213,77 |
| UNITED KINGDOM | 37 500 | 0 | -100,00 | 39 938 | 0 | -100,00 |
| NETHERLANDS | 20 600 | 0 | -100,00 | 23 935 | 0 | -100,00 |
| FRANCE | 300 | 181 282 | 60 327,33 | 8 250 | 166 041 | 1 912,62 |
| GERMANY, FED. REP. OF | 16 403 | 96 000 | 485,26 | 20 344 | 101 792 | 400,35 |
| BELGIUM | 102 | 14 | -86,27 | 35 | 7 | -80,00 |
| DENMARK | 15 008 920 | 17 189 535 | 14,53 | 15 552 399 | 17 664 358 | 13,58 |
| NORWAY | 0 | 4 150 000 | - | 0 | 4 037 796 | - |
| ITALY | 599 916 | 475 923 | -20,67 | 649 409 | 776 665 | 19,60 |
| SPAIN | 747 720 | 1 033 546 | 38,23 | 1 094 205 | 1 223 760 | 11,84 |
| GREECE | 1 845 360 | 2 482 820 | 34,54 | 2 061 211 | 2 225 981 | 7,99 |
| THE DEMOCRATIC REPUBLIC OF TH | 577 790 | 940 345 | 62,75 | 588 376 | 790 289 | 34,32 |
| POLAND | 1 272 000 | 0 | -100,00 | 1 280 904 | 0 | -100,00 |
| ROMANIA | 3 447 180 | 502 340 | -85,43 | 3 863 104 | 447 968 | -88,40 |
| BULGARIA | 10 439 070 | 10 380 630 | -0,56 | 11 672 768 | 8 902 499 | -23,73 |
| ALBANIA | 200 080 | 265 080 | 32,49 | 228 614 | 247 095 | 8,08 |
| KAZAKHSTAN | 167 720 | 21 000 | -87,48 | 185 506 | 18 060 | -90,26 |
| KYRGYZSTAN | 667 520 | 41 600 | -93,77 | 721 735 | 29 744 | -95,88 |
| MOLDOVA, REPUBLIC OF | 264 000 | 220 000 | -16,67 | 310 860 | 185 416 | -40,35 |
| TURKMENISTAN | 126 000 | 828 178 | 557,28 | 147 672 | 899 997 | 509,46 |
| UKRAINE | 4 675 900 | 3 368 954 | -27,95 | 6 638 724 | 3 638 942 | -45,19 |
| UZBEKISTAN | 1 738 340 | 354 038 | -79,63 | 2 071 695 | 309 903 | -85,04 |
| LITHUANIA | 600 080 | 360 100 | -39,99 | 703 956 | 391 152 | -44,44 |
| LATVIA | 324 500 | 42 000 | -87,06 | 456 731 | 52 836 | -88,43 |
| ESTONIA | 64 160 | 1 609 740 | 2 408,95 | 102 799 | 1 948 934 | 1 795,87 |
| GEORGIA | 354 400 | 595 000 | 67,89 | 426 687 | 617 954 | 44,83 |
| CROATIA | 1 436 656 | 2 331 080 | 62,26 | 1 601 389 | 2 122 188 | 32,52 |
| SLOVENIA | 1 216 800 | 1 256 300 | 3,25 | 1 333 954 | 1 056 100 | -20,83 |
| REP. OF MACEDONIA | 96 000 | 134 400 | 40,00 | 113 568 | 125 338 | 10,36 |
| RUSSIA FEDERATION | 12 355 305 | 13 158 070 | 6,50 | 19 349 621 | 14 378 425 | -25,69 |
| MONTENEGRO | 0 | 212 220 | - | 0 | 176 966 | - |
| -SABUN MANDI DAN CUCI | 548 682 960 | 629 230 997 | 14,68 | 647 444 319 | 675 116 650 | 4,27 |
| JAPAN | 8 564 642 | 9 997 162 | 16,73 | 12 256 645 | 14 265 725 | 16,39 |
| HONG KONG | 2 797 812 | 3 394 613 | 21,33 | 4 251 679 | 4 813 831 | 13,22 |
| KOREA, DEM. PEOPLE'S REP. | 236 743 | 285 502 | 20,60 | 295 877 | 317 312 | 7,24 |
| KOREA, REPUBLIC OF | 10 569 811 | 11 607 911 | 9,82 | 13 032 593 | 12 889 664 | -1,10 |
| TAIWAN | 5 661 718 | 5 803 937 | 2,51 | 9 187 851 | 8 255 456 | -10,15 |
| CHINA | 28 882 281 | 23 497 530 | -18,64 | 33 805 740 | 23 332 482 | -30,98 |
| MONGOLIA | 783 045 | 1 004 870 | 28,33 | 1 006 580 | 1 085 735 | 7,86 |
| PAPUA NEW GUINEA | 11 712 208 | 10 504 070 | -10,32 | 11 203 930 | 9 399 848 | -16,10 |
| THAILAND | 14 355 484 | 36 687 112 | 155,56 | 20 471 677 | 39 414 776 | 92,53 |
| SINGAPORE | 16 843 976 | 15 036 036 | -10,73 | 24 739 505 | 22 071 898 | -10,78 |
| PHILIPPINES | 21 648 328 | 19 634 528 | -9,30 | 25 428 036 | 23 130 421 | -9,04 |
| MALAYSIA | 48 678 000 | 63 834 469 | 31,14 | 59 684 602 | 68 548 746 | 14,85 |
| MYANMAR | 7 540 077 | 12 413 467 | 64,63 | 8 379 289 | 11 236 824 | 34,10 |
| CAMBODIA | 75 846 | 48 109 | -36,57 | 126 838 | 74 322 | -41,40 |
| BRUNEI DARUSSALAM | 1 127 085 | 946 776 | -16,00 | 1 701 993 | 1 589 701 | -6,60 |
| NEPAL | 12 814 | 35 157 | 174,36 | 19 696 | 50 375 | 155,76 |
| BHUTAN | 28 620 | 28 620 | 0,00 | 36 994 | 33 072 | -10,60 |
| VIET NAM | 4 763 877 | 6 039 643 | 26,78 | 7 799 904 | 8 279 506 | 6,15 |
| MALDIVES | 1 869 969 | 2 032 597 | 8,70 | 2 435 197 | 2 574 925 | 5,74 |
| INDIA | 6 445 470 | 9 548 829 | 48,15 | 8 212 540 | 10 322 404 | 25,69 |
| PAKISTAN | 6 830 372 | 11 187 675 | 63,79 | 10 063 823 | 14 113 045 | 40,24 |
| BANGLADESH | 416 816 | 1 925 957 | 362,06 | 875 102 | 1 954 129 | 123,30 |
| SRI LANKA | 786 327 | 353 185 | -55,08 | 1 073 074 | 519 244 | -51,61 |
| AFGHANISTAN | 718 014 | 1 439 628 | 100,50 | 901 935 | 1 559 260 | 72,88 |
| IRAQ | 2 734 044 | 3 242 716 | 18,61 | 3 659 252 | 4 132 239 | 12,93 |
| IRAN (ISLAMIC REPUBLIC OF) | 1 634 622 | 4 398 111 | 169,06 | 2 352 247 | 5 187 369 | 120,53 |
| SAUDI ARABIA | 1 796 474 | 1 812 190 | 0,87 | 2 925 377 | 2 987 145 | 2,11 |
| ISRAEL | 625 351 | 585 446 | -6,38 | 881 754 | 684 386 | -22,38 |
| KUWAIT | 246 905 | 364 764 | 47,73 | 398 445 | 533 906 | 34,00 |
| JORDAN | 2 414 234 | 1 500 028 | -37,87 | 2 814 061 | 2 020 040 | -28,22 |
| LEBANON | 624 449 | 694 933 | 11,29 | 904 257 | 692 055 | -23,47 |

TABEL 5. PERKEMBANGAN EKSPOR INDONESIA MENURUT KOMODITI DAN NEGARA TUJUAN

| JENIS BARANG | BERAT BERSIH (KG) | | PERUB | NILAI FOB (US \$) | | PERUB |
|--------------------------------|-------------------|--------------|-----------|-------------------|--------------|----------|
| | JAN-SEP 2012 | JAN-SEP 2013 | % | JAN-SEP 2012 | JAN-SEP 2013 | % |
| (1) | (2) | (3) | (4) | (5) | (6) | (7) |
| YEMEN | 6 396 846 | 3 607 381 | -43,61 | 8 686 763 | 4 971 882 | -42,76 |
| OMAN | 256 977 | 1 108 807 | 331,48 | 366 872 | 1 421 121 | 287,36 |
| SYRIA ARAB REPUBLIC | 2 623 200 | 220 000 | -91,61 | 2 528 789 | 159 090 | -93,71 |
| TURKEY | 7 878 612 | 9 663 327 | 22,65 | 7 142 945 | 8 015 665 | 12,22 |
| UNITED ARAB EMIRATES | 23 243 004 | 32 305 404 | 38,99 | 29 600 085 | 38 280 547 | 29,33 |
| QATAR | 13 353 | 20 785 | 55,66 | 40 586 | 39 962 | -1,54 |
| BAHRAIN | 0 | 18 720 | - | 0 | 26 949 | - |
| CYPRUS | 96 020 | 127 454 | 32,74 | 98 418 | 113 176 | 15,00 |
| EGYPT | 23 283 323 | 20 429 095 | -12,26 | 25 905 140 | 18 647 191 | -28,02 |
| LIBYAN ARAB JAMAHIRIYA | 5 402 853 | 5 105 888 | -5,50 | 6 625 021 | 6 808 384 | 2,77 |
| MOROCCO | 24 996 | 105 095 | 320,45 | 35 961 | 159 593 | 343,79 |
| TUNISIA | 274 398 | 100 329 | -63,44 | 269 350 | 81 116 | -69,88 |
| ALGERIA | 3 413 216 | 4 416 822 | 29,40 | 3 521 533 | 4 383 703 | 24,48 |
| SUDAN | 210 361 | 757 879 | 260,28 | 577 891 | 957 082 | 65,62 |
| ERITREA | 1 416 778 | 1 309 170 | -7,60 | 1 662 265 | 1 338 076 | -19,50 |
| NAMIBIA | 848 133 | 353 560 | -58,31 | 1 052 148 | 452 387 | -57,00 |
| ETHIOPIA | 1 933 961 | 4 527 150 | 134,09 | 2 418 717 | 5 169 998 | 113,75 |
| TANZANIA, UNITED REP. OF | 2 455 467 | 2 460 412 | 0,20 | 2 876 674 | 2 828 879 | -1,66 |
| MADAGASCAR | 7 667 292 | 7 761 673 | 1,23 | 7 400 684 | 7 168 522 | -3,14 |
| SOMALIA | 200 111 | 499 620 | 149,67 | 169 556 | 467 257 | 175,58 |
| KENYA | 3 393 554 | 3 588 819 | 5,75 | 4 216 767 | 3 917 332 | -7,10 |
| REUNION | 71 | 21 672 | 30 423,94 | 2 803 | 18 692 | 566,86 |
| MOZAMBIQUE | 8 422 858 | 9 259 612 | 9,93 | 8 147 327 | 8 071 953 | -0,93 |
| EQUATORIAL GUINEA | 639 809 | 587 252 | -8,21 | 834 417 | 371 502 | -12,33 |
| TOGO | 8 450 743 | 5 614 077 | -33,57 | 9 233 529 | 5 655 354 | -38,75 |
| GHANA | 19 428 184 | 23 514 186 | 21,03 | 20 904 978 | 23 941 823 | 14,53 |
| LIBERIA | 1 200 654 | 2 920 843 | 143,27 | 1 522 786 | 3 330 302 | 118,70 |
| GUINEA | 2 144 926 | 3 319 174 | 54,75 | 1 537 712 | 2 180 444 | 41,80 |
| ANGOLA | 38 621 565 | 24 987 947 | -35,30 | 40 750 399 | 28 702 604 | -29,56 |
| CONGO | 13 338 858 | 9 257 837 | -30,59 | 12 180 655 | 8 511 101 | -30,13 |
| CAMEROON | 3 188 682 | 3 406 675 | 6,84 | 3 782 086 | 3 844 521 | 1,65 |
| NIGERIA | 25 230 188 | 32 640 464 | 29,37 | 25 305 588 | 27 291 299 | 7,85 |
| SIERRA LEONE | 2 108 569 | 2 484 359 | 17,82 | 2 770 937 | 3 080 140 | 11,16 |
| GABON | 1 075 136 | 1 738 883 | 61,74 | 1 284 187 | 2 109 814 | 64,29 |
| COTE D'IVOIRE | 2 113 329 | 2 819 189 | 33,40 | 2 463 678 | 3 105 671 | 26,06 |
| SENEGAL | 2 709 530 | 1 675 922 | -38,15 | 2 950 633 | 1 319 666 | -55,28 |
| MAURITANIA | 7 022 776 | 11 860 035 | 68,88 | 6 957 383 | 9 762 803 | 40,32 |
| MALI | 1 082 924 | 1 758 275 | 62,36 | 1 207 388 | 2 241 439 | 85,64 |
| BENIN | 13 503 138 | 21 221 420 | 57,16 | 18 867 238 | 25 372 935 | 34,48 |
| BURKINA FASO | 347 340 | 689 602 | 98,54 | 529 543 | 1 004 131 | 89,62 |
| GUINEA BISSAU | 16 107 | 1 586 055 | 9 746,99 | 23 748 | 1 085 637 | 4 471,49 |
| GAMBIA | 2 111 086 | 1 670 218 | -20,88 | 1 576 346 | 1 742 800 | 10,56 |
| SEYCHELLES | 61 505 | 35 930 | -41,58 | 83 469 | 50 914 | -39,00 |
| UGANDA | 96 652 | 60 | -99,94 | 114 334 | 300 | -99,74 |
| CENTRAL AFRICAN REPUBLIC | 130 889 | 36 878 | -71,82 | 172 943 | 44 298 | -74,39 |
| NIGER | 97 938 | 370 567 | 278,37 | 124 348 | 312 688 | 151,46 |
| CHAD | 110 521 | 142 254 | 28,71 | 106 752 | 136 223 | 27,61 |
| DJIBOUTI | 14 960 092 | 16 407 635 | 9,68 | 14 155 358 | 13 381 649 | -5,47 |
| SAO TOME AND PRINCIPE | 120 871 | 33 890 | -71,96 | 171 911 | 31 475 | -81,69 |
| SWAZILAND | 0 | 3 425 | - | 0 | 3 500 | - |
| SOUTH AFRICA | 6 117 667 | 4 622 392 | -24,44 | 6 307 538 | 4 334 791 | -31,28 |
| ZIMBABWE | 555 627 | 425 905 | -23,35 | 560 853 | 378 214 | -32,56 |
| ZAMBIA | 20 000 | 9 788 | -51,06 | 20 800 | 12 682 | -39,03 |
| MALAWI | 8 922 500 | 7 221 000 | -19,07 | 6 903 556 | 4 753 887 | -31,14 |
| COMOROS | 176 734 | 269 130 | 52,28 | 201 099 | 300 400 | 49,38 |
| BURUNDI | 24 192 | 48 960 | 102,38 | 39 312 | 78 356 | 99,32 |
| MAURITIUS | 3 116 747 | 3 688 205 | 18,34 | 3 090 556 | 3 131 119 | 1,31 |
| RWANDA | 171 385 | 345 816 | 101,78 | 266 033 | 466 585 | 75,39 |
| VIRGIN ISLANDS (BRITISH) | 0 | 85 | - | 0 | 905 | - |
| AUSTRALIA | 9 965 505 | 18 356 192 | 84,20 | 16 370 303 | 25 276 508 | 54,40 |
| NEW ZEALAND | 768 573 | 1 354 676 | 76,26 | 858 136 | 1 768 166 | 106,05 |
| MICRONESIA, FED. STATES OF | 182 718 | 177 617 | -2,79 | 232 206 | 228 863 | -1,44 |
| GUAM | 727 | 1 223 | 68,23 | 2 783 | 5 561 | 99,82 |
| PALAU | 499 | 540 | 8,22 | 16 395 | 17 451 | 6,44 |
| NAURU | 7 165 | 19 385 | 170,55 | 26 365 | 57 064 | 116,44 |
| NEW CALEDONIA | 2 461 | 1 654 | -32,79 | 1 387 | 14 132 | 918,89 |
| NORTHERN MARIANA ISLANDS | 6 658 | 9 531 | 43,15 | 18 648 | 18 325 | -1,73 |
| SAINT VINCENT AND THE GRENADIN | 10 176 | 7 738 | -23,96 | 12 880 | 9 775 | -24,11 |
| VANUATU | 313 519 | 243 314 | -22,39 | 329 839 | 305 855 | -7,27 |
| WALLIS AND FUTUNA ISLANDS | 2 913 | 6 487 | 122,69 | 7 781 | 17 183 | 120,83 |
| AMERICAN SAMOA | 24 496 | 33 026 | 34,82 | 37 518 | 27 013 | -28,00 |
| COOK ISLANDS | 300 | 9 085 | 2 928,33 | 6 036 | 12 708 | 110,54 |
| FIJI | 3 107 911 | 3 420 028 | 10,04 | 3 286 370 | 2 988 991 | -9,05 |
| KIRIBATI | 306 946 | 397 411 | 29,47 | 408 149 | 528 294 | 29,44 |
| MARSHALL ISLANDS | 154 793 | 59 167 | -61,78 | 163 867 | 59 272 | -63,83 |
| SAMOA | 843 357 | 538 748 | -36,12 | 1 130 277 | 663 827 | -41,27 |
| SOLOMON ISLANDS | 622 504 | 694 862 | 11,62 | 921 653 | 895 588 | -2,83 |
| TONGA | 83 990 | 189 783 | 125,96 | 114 927 | 242 484 | 110,99 |
| TUVALU | 14 370 | 22 301 | 55,19 | 20 158 | 30 807 | 52,83 |
| CHRISTMAS ISLANDS | 0 | 13 743 | - | 0 | 17 792 | - |

TABEL 5. PERKEMBANGAN EKSPOR INDONESIA MENURUT KOMODITI DAN NEGARA TUJUAN

| JENIS BARANG | BERAT BERSIH (KG) | | PERUB | NILAI FOB (US \$) | | PERUB |
|--------------------------------------|-------------------|-------------------|--------------|--------------------|--------------------|--------------|
| | JAN-SEP 2012 | JAN-SEP 2013 | % | JAN-SEP 2012 | JAN-SEP 2013 | % |
| | (1) | (2) | (3) | (4) | (5) | (6) |
| EAST TIMOR | 2 569 785 | 4 548 393 | 77,00 | 3 630 235 | 4 617 186 | 27,19 |
| UNITED STATES | 1 321 857 | 1 529 546 | 15,71 | 2 284 524 | 2 531 687 | 10,82 |
| CANADA | 1 614 230 | 1 752 037 | 8,54 | 1 802 913 | 1 627 299 | -9,74 |
| MEXICO | 264 000 | 123 200 | -53,33 | 749 841 | 260 682 | -65,24 |
| GUATEMALA | 234 626 | 290 255 | 23,71 | 318 880 | 322 555 | 1,15 |
| PANAMA | 622 548 | 599 298 | -3,73 | 896 001 | 733 333 | -18,15 |
| CUBA | 270 054 | 3 065 650 | 1 035,20 | 415 250 | 2 700 327 | 550,29 |
| SURINAME | 111 924 | 184 502 | 64,85 | 178 179 | 254 943 | 43,08 |
| CHILE | 1 733 413 | 2 523 943 | 45,61 | 2 365 083 | 3 499 574 | 47,97 |
| VENEZUELA | 37 760 | 0 | -100,00 | 59 388 | 0 | -100,00 |
| ARGENTINA | 101 095 | 19 290 | -80,92 | 172 777 | 35 762 | -79,30 |
| BRAZIL | 74 843 | 234 705 | 213,60 | 189 354 | 471 668 | 149,09 |
| COLOMBIA | 4 675 376 | 2 661 145 | -43,08 | 4 821 443 | 2 497 839 | -48,19 |
| BOLIVIA | 147 669 | 196 218 | 32,88 | 221 929 | 258 902 | 16,66 |
| URUGUAY | 144 000 | 66 000 | -54,17 | 365 946 | 129 799 | -64,53 |
| ECUADOR | 76 480 | 0 | -100,00 | 117 454 | 0 | -100,00 |
| PERU | 257 342 | 137 218 | -46,68 | 413 321 | 217 617 | -47,35 |
| GUYANA | 245 999 | 131 348 | -46,61 | 366 957 | 179 588 | -51,06 |
| TRINIDAD AND TOBAGO | 877 356 | 1 427 431 | 62,70 | 953 840 | 1 290 676 | 35,31 |
| BAHAMAS | 26 917 | 39 068 | 45,14 | 51 739 | 64 148 | 23,98 |
| JAMAICA | 1 706 130 | 1 378 330 | -19,21 | 1 603 261 | 1 009 050 | -37,06 |
| PUERTO RICO | 18 880 | 29 599 | 56,77 | 29 874 | 40 794 | 36,55 |
| BELIZE | 5 159 | 0 | -100,00 | 17 777 | 0 | -100,00 |
| DOMINICAN REPUBLIC | 434 740 | 306 360 | -29,53 | 667 880 | 347 313 | -48,00 |
| EL SALVADOR | 194 430 | 131 634 | -32,30 | 309 858 | 167 431 | -45,97 |
| COSTA RICA | 18 687 | 108 978 | 483,18 | 32 935 | 103 286 | 213,61 |
| HAITI | 5 512 067 | 2 697 919 | -51,05 | 7 238 424 | 3 703 699 | -48,83 |
| BARBADOS | 55 217 | 93 347 | 69,05 | 67 650 | 113 676 | 68,04 |
| ARUBA | 13 219 | 0 | -100,00 | 20 831 | 0 | -100,00 |
| BERMUDA | 224 | 0 | -100,00 | 876 | 0 | -100,00 |
| CAPE VERDE | 128 095 | 279 847 | 118,47 | 161 417 | 300 155 | 85,95 |
| DOMINICA | 0 | 13 251 | - | 0 | 22 945 | - |
| FRENCH POLYNESIA | 85 185 | 135 228 | 58,75 | 70 895 | 109 136 | 53,94 |
| GRENADA | 0 | 16 461 | - | 0 | 19 207 | - |
| MARTINIQUE | 1 | 22 503 | 2 250 200,00 | 2 | 18 103 | 905 050,00 |
| NETHERLANDS ANTILLES | 139 675 | 64 588 | -53,76 | 197 885 | 62 922 | -68,20 |
| SAINT LUCIA | 13 942 | 13 378 | -4,05 | 29 714 | 23 791 | -19,93 |
| GUADELOUPE | 53 | 5 | -90,57 | 354 | 54 | -84,75 |
| SAINT KITTS AND NEVIS | 406 | 457 | 12,56 | 5 156 | 5 474 | 6,17 |
| UNITED KINGDOM | 741 254 | 779 007 | 5,09 | 1 078 687 | 1 107 865 | 2,70 |
| NETHERLANDS | 312 616 | 482 716 | 54,41 | 716 706 | 843 408 | 17,68 |
| FRANCE | 2 013 873 | 3 109 157 | 54,39 | 2 375 695 | 2 792 164 | 17,53 |
| GERMANY, FED. REP. OF | 114 392 | 1 068 415 | 833,99 | 138 566 | 794 870 | 473,64 |
| AUSTRIA | 89 001 | 24 076 | -72,95 | 162 867 | 38 039 | -76,64 |
| BELGIUM | 1 767 029 | 333 068 | -81,15 | 1 903 204 | 406 307 | -78,65 |
| SWITZERLAND | 29 309 | 6 | -99,98 | 76 974 | 10 | -99,99 |
| NORWAY | 176 | 130 | -26,14 | 4 814 | 4 334 | -9,97 |
| SWEDEN | 524 421 | 634 105 | 20,92 | 494 420 | 523 580 | 5,90 |
| FINLAND | 0 | 15 | - | 0 | 195 | - |
| ITALY | 825 480 | 1 036 700 | 25,59 | 809 648 | 838 952 | 3,62 |
| SPAIN | 1 262 613 | 953 107 | -24,51 | 2 205 333 | 1 007 180 | -54,33 |
| PORTUGAL | 681 001 | 615 000 | -9,69 | 693 736 | 502 920 | -27,51 |
| GREECE | 60 089 | 172 000 | 186,24 | 85 457 | 156 758 | 83,43 |
| ANDORRA | 48 384 | 0 | -100,00 | 77 700 | 0 | -100,00 |
| THE DEMOCRATIC REPUBLIC OF TH | 2 608 082 | 3 169 496 | 21,53 | 3 096 599 | 3 165 096 | 2,21 |
| HUNGARY | 20 410 | 1 005 | -95,08 | 24 941 | 7 781 | -68,80 |
| POLAND | 3 484 215 | 5 172 230 | 48,45 | 3 066 583 | 4 199 003 | 36,93 |
| ROMANIA | 60 000 | 155 489 | 159,15 | 58 120 | 179 767 | 209,30 |
| BULGARIA | 798 762 | 1 017 187 | 27,35 | 866 526 | 831 559 | -4,04 |
| ALBANIA | 160 000 | 80 000 | -50,00 | 151 390 | 59 800 | -60,50 |
| AZERBAIJAN | 0 | 60 156 | - | 0 | 78 402 | - |
| KYRGYZSTAN | 38 880 | 80 000 | 105,76 | 55 560 | 36 800 | -33,77 |
| TAJKIKISTAN | 56 562 | 300 953 | 432,08 | 79 171 | 392 813 | 396,16 |
| TURKMENISTAN | 0 | 150 162 | - | 0 | 201 422 | - |
| UKRAINE | 100 000 | 1 479 503 | 1 379,50 | 90 500 | 1 120 650 | 1 138,29 |
| UZBEKISTAN | 78 739 | 116 462 | 47,91 | 91 220 | 119 293 | 30,78 |
| LITHUANIA | 40 000 | 0 | -100,00 | 39 240 | 0 | -100,00 |
| GEORGIA | 152 545 | 102 164 | -33,03 | 192 069 | 129 691 | -32,48 |
| CROATIA | 322 120 | 296 005 | -8,11 | 319 464 | 217 028 | -32,06 |
| MALTA | 0 | 405 | - | 0 | 581 | - |
| SLOVENIA | 66 000 | 64 000 | -3,03 | 51 040 | 41 500 | -18,69 |
| CZECH REPUBLIC | 24 492 | 12 104 | -50,58 | 40 738 | 19 868 | -51,23 |
| RUSSIA FEDERATION | 2 151 888 | 2 294 843 | 6,64 | 2 326 949 | 2 341 383 | 0,62 |
| MONTENEGRO | 0 | 25 110 | - | 0 | 30 981 | - |
| -BAHAN CELUP ORGANIK SINTETIK | 21 885 489 | 26 727 691 | 22,13 | 105 092 436 | 123 532 285 | 17,55 |
| JAPAN | 1 514 924 | 1 608 688 | 6,19 | 9 695 006 | 9 320 975 | -3,86 |
| HONG KONG | 454 871 | 656 730 | 44,38 | 2 243 520 | 2 957 023 | 31,80 |
| KOREA, REPUBLIC OF | 234 258 | 309 805 | 32,25 | 1 546 354 | 2 044 319 | 32,20 |
| TAIWAN | 611 175 | 568 893 | -6,92 | 4 124 383 | 5 040 854 | 22,22 |

TABEL 5. PERKEMBANGAN EKSPOR INDONESIA MENURUT KOMODITI DAN NEGARA TUJUAN

| JENIS BARANG | BERAT BERSIH (KG) | | PERUB | NILAI FOB (US \$) | | PERUB |
|-------------------------------------|-------------------|-------------------|--------------|--------------------|--------------------|--------------|
| | JAN-SEP 2012 | JAN-SEP 2013 | % | JAN-SEP 2012 | JAN-SEP 2013 | % |
| (1) | (2) | (3) | (4) | (5) | (6) | (7) |
| CHINA | 4 225 071 | 3 818 046 | -9,63 | 10 196 010 | 10 862 651 | 6,54 |
| THAILAND | 761 789 | 1 315 906 | 72,74 | 3 407 843 | 4 742 137 | 39,15 |
| SINGAPORE | 3 600 938 | 4 251 710 | 18,07 | 16 686 611 | 14 837 232 | -11,08 |
| PHILIPPINES | 92 480 | 144 765 | 56,54 | 548 156 | 745 052 | 35,92 |
| MALAYSIA | 263 469 | 354 605 | 34,59 | 1 060 217 | 1 322 981 | 24,78 |
| CAMBODIA | 1 425 | 0 | -100,00 | 21 463 | 0 | -100,00 |
| VIET NAM | 242 616 | 333 819 | 37,59 | 1 366 919 | 1 276 582 | -6,61 |
| INDIA | 180 509 | 2 144 695 | 1 088,14 | 830 583 | 7 484 265 | 801,09 |
| PAKISTAN | 585 898 | 696 870 | 18,94 | 2 022 729 | 2 099 843 | 3,81 |
| BANGLADESH | 946 417 | 1 159 165 | 22,48 | 3 432 595 | 4 771 925 | 39,02 |
| SRI LANKA | 35 310 | 34 845 | -1,32 | 301 019 | 266 006 | -11,63 |
| IRAN (ISLAMIC REPUBLIC OF) | 0 | 45 760 | - | 0 | 168 981 | - |
| ISRAIL | 5 175 | 0 | -100,00 | 24 046 | 0 | -100,00 |
| JORDAN | 2 800 | 19 730 | 604,64 | 22 123 | 141 606 | 540,08 |
| SYRIA ARAB REPUBLIC | 15 200 | 0 | -100,00 | 33 658 | 0 | -100,00 |
| TURKEY | 1 914 747 | 1 662 405 | -13,18 | 10 400 521 | 9 620 134 | -7,50 |
| UNITED ARAB EMIRATES | 0 | 4 | - | 0 | 3 | - |
| EGYPT | 64 500 | 52 820 | -18,11 | 279 179 | 291 575 | 4,44 |
| MOROCCO | 0 | 8 925 | - | 0 | 45 653 | - |
| TANZANIA, UNITED REP. OF | 64 650 | 67 500 | 4,41 | 198 770 | 233 938 | 17,69 |
| MADAGASCAR | 0 | 150 | - | 0 | 2 282 | - |
| KENYA | 511 | 720 | 40,90 | 6 289 | 6 401 | 1,78 |
| TOGO | 0 | 2 330 | - | 0 | 29 878 | - |
| GUINEA | 0 | 54 518 | - | 0 | 95 238 | - |
| NIGERIA | 39 700 | 48 200 | 21,41 | 737 700 | 892 100 | 20,93 |
| SOUTH AFRICA | 652 340 | 49 975 | -92,34 | 904 774 | 380 299 | -57,97 |
| MAURITIUS | 8 278 | 97 | -98,83 | 53 492 | 420 | -99,21 |
| AUSTRALIA | 130 793 | 121 806 | -6,87 | 417 176 | 295 484 | -29,17 |
| NEW ZEALAND | 15 565 | 13 960 | -10,31 | 88 109 | 127 137 | 44,30 |
| FIJI | 720 | 100 | -86,11 | 16 416 | 1 500 | -90,86 |
| EAST TIMOR | 41 584 | 31 753 | -23,64 | 33 341 | 36 918 | 10,73 |
| UNITED STATES | 1 798 072 | 2 194 306 | 22,04 | 11 076 573 | 12 607 743 | 13,82 |
| CANADA | 20 250 | 13 080 | -35,41 | 30 231 | 40 236 | 33,10 |
| MEXICO | 584 815 | 610 955 | 4,47 | 3 892 772 | 4 498 439 | 15,56 |
| HONDURAS | 14 000 | 48 715 | 247,96 | 128 803 | 284 841 | 121,14 |
| PANAMA | 110 040 | 57 100 | -48,11 | 1 125 152 | 307 213 | -72,70 |
| CHILE | 595 | 700 | 17,65 | 5 317 | 6 165 | 15,95 |
| ARGENTINA | 67 750 | 38 655 | -42,94 | 354 552 | 219 030 | -38,22 |
| BRAZIL | 723 330 | 612 955 | -15,26 | 5 144 802 | 4 586 180 | -10,86 |
| COLOMBIA | 3 375 | 32 205 | 854,22 | 22 422 | 247 786 | 1 005,10 |
| BOLIVIA | 0 | 1 250 | - | 0 | 13 248 | - |
| ECUADOR | 0 | 32 741 | - | 0 | 83 734 | - |
| PERU | 30 475 | 15 280 | -49,86 | 164 763 | 101 699 | -38,28 |
| DOMINICAN REPUBLIC | 4 050 | 0 | -100,00 | 26 453 | 0 | -100,00 |
| EL SALVADOR | 20 200 | 23 150 | 14,60 | 183 505 | 246 263 | 34,20 |
| UNITED KINGDOM | 10 345 | 59 805 | 478,11 | 85 317 | 230 641 | 170,33 |
| NETHERLANDS | 124 116 | 2 582 | -97,92 | 224 531 | 10 548 | -95,30 |
| FRANCE | 0 | 9 600 | - | 0 | 51 510 | - |
| GERMANY, FED. REP. OF | 924 533 | 1 710 007 | 84,96 | 6 929 681 | 9 993 250 | 44,21 |
| AUSTRIA | 0 | 140 | - | 0 | 833 | - |
| BELGIUM | 372 265 | 776 533 | 108,60 | 2 831 105 | 6 792 354 | 139,92 |
| SWITZERLAND | 182 210 | 204 765 | 12,38 | 1 283 700 | 1 438 550 | 12,06 |
| NORWAY | 0 | 19 800 | - | 0 | 24 354 | - |
| SWEDEN | 0 | 467 000 | - | 0 | 494 490 | - |
| ITALY | 45 001 | 43 500 | -3,34 | 151 917 | 146 167 | -3,78 |
| SPAIN | 126 500 | 173 525 | 37,17 | 697 480 | 965 574 | 38,44 |
| PORTUGAL | 1 115 | 47 | -95,78 | 2 968 | 45 | -98,48 |
| AZERBAIJAN | 14 648 | 0 | -100,00 | 30 476 | 0 | -100,00 |
| CZECH REPUBLIC | 91 | 0 | -100,00 | 914 | 0 | -100,00 |
| -PREPARAT PEMBASMI KUMAN, DL | 54 930 542 | 62 460 783 | 13,71 | 171 937 887 | 239 933 157 | 39,55 |
| JAPAN | 3 788 877 | 3 294 581 | -13,05 | 8 787 615 | 5 893 262 | -32,94 |
| HONG KONG | 13 410 | 81 797 | 509,97 | 25 718 | 172 770 | 571,79 |
| KOREA, REPUBLIC OF | 306 386 | 826 766 | 169,84 | 1 093 660 | 3 304 966 | 202,19 |
| TAIWAN | 1 240 758 | 1 347 892 | 8,63 | 3 221 571 | 4 432 474 | 37,59 |
| CHINA | 1 840 960 | 3 365 075 | 82,79 | 25 028 625 | 55 744 660 | 122,72 |
| PAPUA NEW GUINEA | 49 100 | 61 269 | 24,78 | 60 636 | 86 343 | 42,40 |
| THAILAND | 6 715 505 | 10 930 156 | 62,76 | 39 542 816 | 63 086 495 | 59,54 |
| SINGAPORE | 2 660 218 | 1 952 127 | -26,62 | 7 033 487 | 5 731 903 | -18,51 |
| PHILIPPINES | 10 084 961 | 10 393 345 | 3,06 | 22 727 027 | 23 986 869 | 5,54 |
| MALAYSIA | 4 021 704 | 4 282 035 | 6,47 | 20 794 498 | 20 512 870 | -1,35 |
| MYANMAR | 260 232 | 243 011 | -6,62 | 349 668 | 283 134 | -19,03 |
| CAMBODIA | 0 | 479 | - | 0 | 60 276 | - |
| BRUNEI DARUSSALAM | 8 679 | 7 795 | -10,19 | 31 878 | 41 749 | 30,96 |
| VIET NAM | 1 087 105 | 1 110 489 | 2,15 | 9 444 653 | 11 306 211 | 19,71 |
| MALDIVES | 58 659 | 43 799 | -25,33 | 212 814 | 170 300 | -19,98 |
| INDIA | 19 438 | 50 676 | 160,71 | 1 414 700 | 1 224 421 | -13,45 |
| PAKISTAN | 7 192 750 | 6 326 100 | -12,05 | 5 503 048 | 5 768 247 | 4,82 |
| BANGLADESH | 1 789 250 | 705 512 | -60,57 | 3 204 794 | 2 044 623 | -36,20 |
| SRI LANKA | 949 153 | 1 574 413 | 65,88 | 2 477 005 | 5 402 754 | 118,12 |

TABEL 5. PERKEMBANGAN EKSPOR INDONESIA MENURUT KOMODITI DAN NEGARA TUJUAN

| JENIS BARANG | BERAT BERSIH (KG) | | PERUB | NILAI FOB (US \$) | | PERUB |
|----------------------------------|-------------------|--------------|----------|-------------------|--------------|----------|
| | JAN-SEP 2012 | JAN-SEP 2013 | % | JAN-SEP 2012 | JAN-SEP 2013 | % |
| | (1) | (2) | (3) | (4) | (5) | (6) |
| AFGHANISTAN | 0 | 52 427 | - | 0 | 175 669 | - |
| SAUDI ARABIA | 14 535 | 65 485 | 350,53 | 154 046 | 305 299 | 98,19 |
| ISRAIL | 0 | 28 056 | - | 0 | 114 000 | - |
| JORDAN | 5 676 | 12 879 | 126,90 | 71 843 | 147 161 | 104,84 |
| LEBANON | 91 780 | 165 888 | 80,75 | 121 649 | 186 390 | 53,22 |
| YEMEN | 6 467 | 26 630 | 311,78 | 25 549 | 101 009 | 295,35 |
| SYRIA ARAB REPUBLIC | 0 | 20 160 | - | 0 | 20 736 | - |
| TURKEY | 816 | 12 918 | 1 483,09 | 41 561 | 130 282 | 213,47 |
| UNITED ARAB EMIRATES | 2 244 | 126 892 | 5 554,72 | 11 038 | 161 100 | 1 359,50 |
| CYPRUS | 86 625 | 47 108 | -45,62 | 179 229 | 105 856 | -40,94 |
| LIBYAN ARAB JAMAHIRIYA | 36 743 | 7 | -99,98 | 127 993 | 36 | -99,97 |
| SUDAN | 34 975 | 34 222 | -2,15 | 183 969 | 159 974 | -13,04 |
| TANZANIA, UNITED REP. OF | 339 909 | 602 209 | 77,17 | 873 749 | 2 119 432 | 142,57 |
| MADAGASCAR | 106 718 | 106 976 | 0,24 | 94 448 | 111 467 | 18,02 |
| KENYA | 30 400 | 106 623 | 250,73 | 40 937 | 121 807 | 197,55 |
| MOZAMBIQUE | 20 160 | 40 320 | 100,00 | 20 880 | 40 320 | 93,10 |
| EQUATORIAL GUINEA | 0 | 1 710 | - | 0 | 6 669 | - |
| TOGO | 1 810 | 2 139 | 18,18 | 15 044 | 13 441 | -10,66 |
| GHANA | 38 016 | 64 564 | 69,83 | 52 378 | 170 662 | 225,83 |
| LIBERIA | 17 392 | 0 | -100,00 | 39 556 | 0 | -100,00 |
| NIGERIA | 40 254 | 9 520 | -76,35 | 149 706 | 37 354 | -75,05 |
| SIERRA LEONE | 190 | 0 | -100,00 | 314 | 0 | -100,00 |
| GABON | 0 | 13 830 | - | 0 | 74 016 | - |
| COTE D'IVOIRE | 42 606 | 0 | -100,00 | 55 952 | 0 | -100,00 |
| SENEGAL | 0 | 21 068 | - | 0 | 78 809 | - |
| BENIN | 7 819 | 17 200 | 119,98 | 29 927 | 64 194 | 114,50 |
| GAMBIA | 3 233 | 6 218 | 92,33 | 15 891 | 30 418 | 91,42 |
| SOUTH AFRICA | 390 812 | 531 096 | 35,90 | 570 562 | 661 224 | 15,89 |
| ZIMBABWE | 17 993 | 60 719 | 237,46 | 28 315 | 87 717 | 209,79 |
| MALAWI | 20 160 | 120 960 | 500,00 | 17 136 | 122 688 | 615,97 |
| COMOROS | 2 261 | 3 900 | 72,49 | 2 554 | 5 591 | 118,91 |
| MAURITIUS | 188 102 | 163 057 | -13,31 | 429 191 | 335 441 | -21,84 |
| AUSTRALIA | 351 517 | 1 904 039 | 441,66 | 2 393 659 | 8 796 750 | 267,50 |
| NEW ZEALAND | 15 179 | 6 422 | -57,69 | 270 340 | 180 312 | -33,30 |
| NEW CALEDONIA | 18 124 | 21 522 | 18,75 | 28 467 | 50 494 | 77,38 |
| SAINT VINCENT AND THE GRENADINES | 0 | 9 041 | - | 0 | 8 470 | - |
| VANUATU | 6 694 | 3 983 | -40,50 | 8 477 | 5 750 | -32,17 |
| WALLIS AND FUTUNA ISLANDS | 2 412 | 5 191 | 115,22 | 12 492 | 24 923 | 99,51 |
| COOK ISLANDS | 30 333 | 9 909 | -67,33 | 32 756 | 10 587 | -67,68 |
| FIJI | 10 658 | 48 175 | 352,01 | 10 730 | 64 390 | 500,09 |
| KIRIBATI | 200 | 490 | 145,00 | 733 | 660 | -9,96 |
| SAMOA | 156 858 | 160 528 | 2,34 | 209 777 | 226 098 | 7,78 |
| SOLOMON ISLANDS | 3 840 | 4 000 | 4,17 | 1 147 | 2 365 | 106,19 |
| TONGA | 18 340 | 13 904 | -24,19 | 22 462 | 15 893 | -29,24 |
| TUVALU | 0 | 360 | - | 0 | 1 874 | - |
| EAST TIMOR | 103 162 | 109 999 | 6,63 | 420 264 | 290 866 | -30,79 |
| UNITED STATES | 11 610 | 18 485 | 59,22 | 17 430 | 28 541 | 63,75 |
| CANADA | 0 | 12 250 | - | 0 | 14 010 | - |
| MEXICO | 4 305 836 | 4 504 098 | 4,60 | 5 658 028 | 6 082 123 | 7,50 |
| GUATEMALA | 258 519 | 358 802 | 38,79 | 257 688 | 357 365 | 38,68 |
| HONDURAS | 532 656 | 414 288 | -22,22 | 522 711 | 403 547 | -22,80 |
| NICARAGUA | 195 634 | 129 224 | -33,95 | 202 158 | 124 307 | -38,51 |
| PANAMA | 0 | 32 170 | - | 0 | 31 239 | - |
| SURINAME | 5 205 | 13 428 | 157,98 | 32 146 | 46 993 | 46,19 |
| VENEZUELA | 422 386 | 129 901 | -69,25 | 985 471 | 461 395 | -53,18 |
| ARGENTINA | 2 210 403 | 2 755 379 | 24,66 | 2 816 458 | 3 603 748 | 27,95 |
| BRAZIL | 363 938 | 744 550 | 104,58 | 394 976 | 714 152 | 80,81 |
| COLOMBIA | 43 877 | 34 892 | -20,48 | 342 557 | 215 150 | -37,19 |
| PERU | 3 960 | 11 643 | 194,02 | 21 402 | 44 919 | 109,88 |
| GUYANA | 9 041 | 9 041 | 0,00 | 13 453 | 13 453 | 0,00 |
| TRINIDAD AND TOBAGO | 90 495 | 54 246 | -40,06 | 99 607 | 83 996 | -15,67 |
| BAHAMAS | 18 082 | 18 360 | 1,54 | 26 223 | 17 955 | -31,53 |
| JAMAICA | 193 734 | 208 698 | 7,72 | 261 785 | 296 632 | 13,31 |
| BELIZE | 0 | 28 | - | 0 | 3 600 | - |
| DOMINICAN REPUBLIC | 149 572 | 21 000 | -85,96 | 207 809 | 38 500 | -81,47 |
| EL SALVADOR | 269 448 | 150 175 | -44,27 | 268 910 | 147 478 | -45,16 |
| COSTA RICA | 72 387 | 64 343 | -11,11 | 88 954 | 83 846 | -5,74 |
| HAITI | 178 388 | 68 899 | -61,38 | 153 179 | 108 232 | -29,34 |
| FRENCH POLYNESIA | 107 986 | 83 566 | -22,61 | 122 167 | 94 058 | -23,01 |
| GRENADA | 9 041 | 0 | -100,00 | 13 453 | 0 | -100,00 |
| MARTINIQUE | 7 185 | 7 185 | 0,00 | 10 391 | 10 918 | 5,07 |
| NETHERLANDS ANTILLES | 1 103 | 400 | -63,74 | 8 723 | 4 074 | -53,30 |
| NORFOLK ISLANDS | 0 | 50 | - | 0 | 616 | - |
| GUADELOUPE | 0 | 6 840 | - | 0 | 10 297 | - |
| UNITED KINGDOM | 4 032 | 0 | -100,00 | 4 064 | 0 | -100,00 |
| NETHERLANDS | 50 748 | 43 070 | -15,13 | 98 718 | 89 608 | -9,23 |
| FRANCE | 9 661 | 19 158 | 98,30 | 17 384 | 31 699 | 82,35 |
| GERMANY, FED. REP. OF | 27 914 | 20 602 | -26,19 | 36 466 | 37 895 | 3,92 |
| BELGIUM | 17 | 4 | -76,47 | 50 | 8 | -84,00 |
| SWITZERLAND | 12 | 0 | -100,00 | 34 | 0 | -100,00 |

TABEL 5. PERKEMBANGAN EKSPOR INDONESIA MENURUT KOMODITI DAN NEGARA TUJUAN

| JENIS BARANG | BERAT BERSIH (KG) | | PERUB | NILAI FOB (US \$) | | PERUB |
|-------------------------------------|--------------------|--------------------|--------------|----------------------|----------------------|--------------|
| | JAN-SEP 2012 | JAN-SEP 2013 | % | JAN-SEP 2012 | JAN-SEP 2013 | % |
| (1) | (2) | (3) | (4) | (5) | (6) | (7) |
| FINLAND | 42 750 | 0 | -100,00 | 49 590 | 0 | -100,00 |
| ITALY | 645 945 | 471 764 | -26,97 | 966 707 | 955 603 | -1,15 |
| GREECE | 125 331 | 242 635 | 93,60 | 262 201 | 481 513 | 83,64 |
| POLAND | 37 787 | 52 933 | 40,08 | 41 319 | 71 457 | 72,94 |
| UKRAINE | 0 | 25 509 | - | 0 | 134 443 | - |
| GEORGIA | 5 000 | 5 000 | 0,00 | 6 550 | 7 000 | 6,87 |
| RUSSIA FEDERATION | 168 701 | 368 506 | 118,44 | 210 191 | 460 266 | 118,98 |
| -DAMAR TIRUAN, BAHAN PLASTIK | 970 880 817 | 966 941 815 | -0,41 | 1 890 305 211 | 1 860 570 804 | -1,57 |
| JAPAN | 142 113 481 | 148 753 831 | 4,67 | 332 626 935 | 334 254 808 | 0,49 |
| HONG KONG | 16 210 854 | 13 342 430 | -17,69 | 23 105 965 | 20 014 324 | -13,38 |
| KOREA, DEM. PEOPLE'S REP. | 11 475 | 1 700 | -85,19 | 28 013 | 4 909 | -82,48 |
| KOREA, REPUBLIC OF | 22 781 818 | 23 909 107 | 4,95 | 49 173 567 | 48 396 970 | -1,58 |
| TAIWAN | 16 978 783 | 16 480 737 | -2,93 | 39 175 158 | 36 312 931 | -7,31 |
| CHINA | 226 461 682 | 235 938 269 | 4,18 | 235 931 449 | 232 446 476 | -1,48 |
| MONGOLIA | 6 636 | 0 | -100,00 | 25 333 | 0 | -100,00 |
| MACAU | 785 | 3 235 | 312,10 | 2 389 | 10 950 | 358,35 |
| PAPUA NEW GUINEA | 1 169 074 | 1 108 328 | -5,20 | 5 192 518 | 2 599 460 | -49,94 |
| THAILAND | 42 211 389 | 34 432 269 | -18,43 | 103 910 008 | 94 876 529 | -8,69 |
| SINGAPORE | 49 522 441 | 47 957 096 | -3,16 | 122 770 955 | 118 736 624 | -3,29 |
| PHILIPPINES | 41 850 393 | 42 460 369 | 1,46 | 95 806 385 | 97 963 890 | 2,25 |
| MALAYSIA | 98 731 008 | 94 799 059 | -3,98 | 172 282 866 | 173 491 028 | 0,70 |
| MYANMAR | 2 755 592 | 4 178 183 | 51,63 | 4 621 488 | 5 851 581 | 26,62 |
| CAMBODIA | 269 873 | 469 626 | 74,02 | 628 456 | 932 872 | 48,44 |
| BRUNEI DARUSSALAM | 337 594 | 552 686 | 63,71 | 904 873 | 1 406 300 | 55,41 |
| LAO PEOPLE'S DEM. REP. | 21 325 | 546 | -97,44 | 13 658 | 13 067 | -4,33 |
| NEPAL | 10 624 | 5 613 | -47,17 | 47 828 | 22 227 | -53,53 |
| BHUTAN | 491 | 0 | -100,00 | 2 859 | 0 | -100,00 |
| VIET NAM | 41 292 675 | 45 050 076 | 9,10 | 87 913 413 | 95 558 666 | 8,70 |
| MALDIVES | 83 714 | 290 700 | 247,25 | 272 704 | 1 468 083 | 438,34 |
| INDIA | 9 956 626 | 16 529 756 | 66,02 | 24 317 620 | 36 435 710 | 49,83 |
| PAKISTAN | 3 111 141 | 2 631 459 | -15,42 | 7 677 898 | 7 330 057 | -4,53 |
| BANGLADESH | 13 741 748 | 13 808 258 | 0,48 | 20 556 885 | 20 177 626 | -1,84 |
| SRI LANKA | 4 445 671 | 4 384 942 | -1,37 | 10 924 173 | 10 335 056 | -5,39 |
| AFGHANISTAN | 11 | 593 | 5 290,91 | 674 | 51 533 | 7 545,85 |
| IRAQ | 4 565 | 19 318 | 323,18 | 15 923 | 61 192 | 284,30 |
| IRAN (ISLAMIC REPUBLIC OF) | 283 374 | 65 839 | -76,77 | 1 024 647 | 756 572 | -26,16 |
| SAUDI ARABIA | 11 128 853 | 11 906 398 | 6,99 | 27 413 588 | 32 434 296 | 18,31 |
| ISRAEL | 553 819 | 619 262 | 11,82 | 1 268 779 | 1 236 384 | -2,55 |
| KUWAIT | 426 710 | 1 009 467 | 136,57 | 1 262 295 | 2 018 634 | 59,92 |
| JORDAN | 56 717 | 26 201 | -53,80 | 210 472 | 102 777 | -51,17 |
| LEBANON | 356 609 | 571 047 | 60,13 | 852 753 | 1 327 624 | 55,69 |
| YEMEN | 3 023 706 | 882 900 | -70,80 | 5 066 582 | 2 052 051 | -59,50 |
| OMAN | 263 121 | 285 586 | 8,54 | 577 877 | 660 018 | 14,21 |
| SYRIA ARAB REPUBLIC | 345 482 | 229 653 | -33,53 | 877 014 | 819 054 | -6,61 |
| TURKEY | 20 101 273 | 25 271 380 | 25,72 | 31 493 715 | 40 952 199 | 30,03 |
| UNITED ARAB EMIRATES | 6 972 908 | 7 354 398 | 5,47 | 19 145 634 | 19 683 297 | 2,81 |
| QATAR | 97 767 | 290 217 | 196,85 | 396 311 | 1 861 882 | 369,80 |
| BAHRAIN | 77 312 | 85 352 | 10,40 | 234 087 | 260 467 | 11,27 |
| CYPRUS | 30 781 | 102 | -99,67 | 91 201 | 304 | -99,67 |
| EGYPT | 4 071 946 | 5 070 833 | 24,53 | 8 633 839 | 10 908 273 | 26,34 |
| LIBYAN ARAB JAMAHIRIYA | 169 656 | 124 534 | -26,60 | 611 391 | 484 311 | -20,79 |
| MOROCCO | 476 591 | 299 725 | -37,11 | 1 848 882 | 1 140 275 | -38,33 |
| TUNISIA | 92 370 | 63 172 | -31,61 | 408 505 | 228 212 | -44,13 |
| ALGERIA | 506 583 | 416 398 | -17,80 | 1 508 701 | 896 236 | -40,60 |
| SUDAN | 97 870 | 151 949 | 55,26 | 618 282 | 416 567 | -32,63 |
| ETHIOPIA | 64 935 | 14 849 | -77,13 | 157 286 | 89 463 | -43,12 |
| TANZANIA, UNITED REP. OF | 715 015 | 373 120 | -47,82 | 1 545 992 | 1 079 624 | -30,17 |
| MADAGASCAR | 336 181 | 249 845 | -25,68 | 610 309 | 671 506 | 10,03 |
| SOMALIA | 117 520 | 207 627 | 76,67 | 245 694 | 384 170 | 56,36 |
| KENYA | 1 109 159 | 1 014 945 | -8,49 | 2 335 506 | 2 351 077 | 0,67 |
| REUNION | 166 605 | 160 163 | -3,87 | 320 847 | 339 011 | 5,66 |
| MOZAMBIQUE | 153 382 | 211 285 | 37,75 | 632 680 | 436 966 | -30,93 |
| BOTSWANA | 577 | 0 | -100,00 | 2 379 | 0 | -100,00 |
| TOGO | 398 718 | 263 520 | -33,91 | 736 235 | 509 257 | -30,83 |
| GHANA | 406 804 | 1 865 500 | 358,57 | 1 622 478 | 3 655 067 | 125,28 |
| LIBERIA | 10 670 | 22 635 | 112,14 | 8 364 | 73 344 | 776,90 |
| GUINEA | 8 982 | 15 792 | 75,82 | 40 371 | 36 535 | -9,50 |
| ANGOLA | 31 176 | 79 104 | 153,73 | 108 168 | 253 880 | 134,71 |
| CONGO | 69 972 | 75 321 | 7,64 | 139 870 | 160 702 | 14,89 |
| CAMEROON | 91 225 | 333 268 | 265,33 | 270 755 | 1 038 126 | 283,42 |
| NIGERIA | 8 719 085 | 8 728 892 | 0,11 | 21 667 543 | 18 037 146 | -16,76 |
| SIERRA LEONE | 268 555 | 10 169 | -96,21 | 427 593 | 18 422 | -95,69 |
| GABON | 436 920 | 390 318 | -10,67 | 851 558 | 789 037 | -7,34 |
| COTE D'IVOIRE | 192 479 | 484 260 | 151,59 | 1 002 563 | 2 714 891 | 170,80 |
| SENEGAL | 847 356 | 628 459 | -25,83 | 1 788 304 | 1 582 539 | -11,51 |
| MAURITANIA | 1 550 | 158 | -89,81 | 4 528 | 1 149 | -74,62 |
| MALI | 416 913 | 528 412 | 26,74 | 783 326 | 1 124 237 | 43,52 |
| BENIN | 60 865 | 66 236 | 8,82 | 176 255 | 224 393 | 27,31 |
| GAMBIA | 0 | 101 245 | - | 0 | 199 468 | - |

TABEL 5. PERKEMBANGAN EKSPOR INDONESIA MENURUT KOMODITI DAN NEGARA TUJUAN

| JENIS BARANG | BERAT BERSIH (KG) | | PERUB | NILAI FOB (US \$) | | PERUB |
|----------------------------------|-------------------|--------------|-----------|-------------------|--------------|----------|
| | JAN-SEP 2012 | JAN-SEP 2013 | % | JAN-SEP 2012 | JAN-SEP 2013 | % |
| (1) | (2) | (3) | (4) | (5) | (6) | (7) |
| U.S. VIRGIN ISLANDS | 73 | 69 | -5,48 | 93 | 84 | -9,68 |
| SEYCHELLES | 10 191 | 23 289 | 128,53 | 37 831 | 80 728 | 113,39 |
| UGANDA | 34 595 | 14 939 | -56,82 | 103 474 | 54 343 | -47,48 |
| NIGER | 3 145 | 20 | -99,36 | 565 | 3 | -99,47 |
| DJIBOUTI | 109 442 | 124 482 | 13,74 | 219 868 | 183 009 | -16,76 |
| SOUTH AFRICA | 2 318 546 | 2 918 595 | 25,88 | 6 334 689 | 7 247 127 | 14,40 |
| ZIMBABWE | 103 469 | 54 185 | -47,63 | 265 484 | 181 736 | -31,55 |
| ZAMBIA | 19 800 | 0 | -100,00 | 35 078 | 0 | -100,00 |
| MAURITIUS | 7 351 817 | 641 497 | -91,27 | 11 513 778 | 1 077 420 | -90,64 |
| VIRGIN ISLANDS (BRITISH) | 1 190 | 2 620 | 120,17 | 3 853 | 9 197 | 138,70 |
| AUSTRALIA | 41 932 024 | 28 169 468 | -32,82 | 82 654 978 | 67 888 549 | -17,87 |
| NEW ZEALAND | 4 550 315 | 4 232 519 | -6,98 | 8 639 502 | 8 757 431 | 1,36 |
| GUAM | 1 015 | 1 539 | 51,63 | 7 860 | 8 838 | 12,44 |
| PALAU | 1 641 | 2 373 | 44,61 | 7 372 | 9 144 | 24,04 |
| NAURU | 0 | 26 | - | 0 | 126 | - |
| NEW CALEDONIA | 335 492 | 39 713 | -88,16 | 2 034 187 | 133 828 | -93,42 |
| NORTHERN MARIANA ISLANDS | 6 100 | 9 442 | 54,79 | 4 583 | 21 012 | 358,48 |
| SAINT VINCENT AND THE GRENADINES | 35 | 125 | 257,14 | 74 | 1 989 | 2 587,84 |
| VANUATU | 22 770 | 50 461 | 121,61 | 22 524 | 78 803 | 249,86 |
| WALLIS AND FUTUNA ISLANDS | 324 | 300 | -7,41 | 3 490 | 204 | -94,15 |
| AMERICAN SAMOA | 0 | 522 | - | 0 | 1 603 | - |
| COOK ISLANDS | 1 077 | 2 878 | 167,22 | 4 061 | 24 677 | 507,66 |
| FIJI | 523 517 | 446 436 | -14,72 | 1 604 004 | 1 439 005 | -10,29 |
| KIRIBATI | 7 488 | 7 445 | -0,57 | 23 546 | 34 114 | 44,88 |
| SAMOA | 21 328 | 25 011 | 17,27 | 70 571 | 97 072 | 37,55 |
| SOLOMON ISLANDS | 77 677 | 40 314 | -48,10 | 49 849 | 121 129 | 142,99 |
| TONGA | 966 | 378 | -60,87 | 3 642 | 2 183 | -40,06 |
| EAST TIMOR | 3 393 128 | 3 495 654 | 3,02 | 5 067 939 | 4 039 964 | -20,28 |
| UNITED STATES | 44 892 771 | 38 540 493 | -14,15 | 119 003 268 | 101 294 483 | -14,88 |
| CANADA | 911 337 | 787 841 | -13,55 | 3 752 524 | 3 184 555 | -15,14 |
| MEXICO | 844 803 | 905 738 | 7,21 | 5 516 370 | 5 211 180 | -5,53 |
| GUATEMALA | 1 008 598 | 1 371 319 | 35,96 | 1 927 870 | 2 280 609 | 18,30 |
| HONDURAS | 5 358 011 | 28 130 | -99,47 | 8 792 358 | 73 178 | -99,17 |
| PANAMA | 95 459 | 20 273 | -78,76 | 499 027 | 73 227 | -85,33 |
| CUBA | 1 983 | 26 141 | 1 218,26 | 1 500 | 91 494 | 5 999,60 |
| CURACAO | 0 | 378 400 | - | 0 | 800 000 | - |
| SURINAME | 20 435 | 13 161 | -35,60 | 61 571 | 53 563 | -13,01 |
| CHILE | 595 164 | 4 590 275 | 671,26 | 1 702 057 | 7 763 616 | 356,13 |
| VENEZUELA | 28 491 | 13 302 | -53,31 | 356 170 | 141 894 | -60,16 |
| ARGENTINA | 1 638 288 | 2 967 871 | 81,16 | 3 006 491 | 5 621 212 | 86,97 |
| BRAZIL | 9 901 249 | 14 988 173 | 51,38 | 19 971 908 | 30 887 183 | 54,65 |
| COLOMBIA | 135 912 | 128 191 | -5,68 | 849 515 | 806 090 | -5,11 |
| BOLIVIA | 0 | 8 | - | 0 | 136 | - |
| URUGUAY | 960 113 | 512 548 | -46,62 | 1 616 142 | 993 557 | -38,52 |
| PARAGUAY | 1 604 046 | 732 551 | -54,33 | 2 400 679 | 1 324 781 | -44,82 |
| ECUADOR | 511 726 | 841 938 | 64,53 | 845 502 | 1 371 869 | 62,25 |
| PERU | 211 093 | 35 439 | -83,21 | 533 941 | 2 375 392 | -48,42 |
| GUYANA | 748 | 0 | -100,00 | 9 051 | 0 | -100,00 |
| TRINIDAD AND TOBAGO | 6 355 | 1 199 623 | 18 776,84 | 18 784 | 1 791 392 | 9 436,80 |
| BAHAMAS | 20 | 1 400 | 6 900,00 | 240 | 7 994 | 3 230,83 |
| JAMAICA | 17 425 | 2 883 | -83,45 | 62 745 | 22 939 | -63,44 |
| PUERTO RICO | 8 323 | 1 766 | -78,78 | 28 371 | 6 550 | -76,91 |
| DOMINICAN REPUBLIC | 21 911 | 150 316 | 586,03 | 107 048 | 271 727 | 153,84 |
| EL SALVADOR | 257 400 | 0 | -100,00 | 386 260 | 0 | -100,00 |
| COSTA RICA | 41 949 | 298 061 | 610,53 | 191 572 | 562 670 | 193,71 |
| HAITI | 4 505 | 4 828 | 7,17 | 15 840 | 16 989 | 7,25 |
| BARBADOS | 0 | 317 | - | 0 | 4 794 | - |
| ANTIGUA AND BARBUDA | 50 | 198 | 296,00 | 3 150 | 4 253 | 35,02 |
| ANGUILLA | 450 | 0 | -100,00 | 2 137 | 0 | -100,00 |
| ARUBA | 1 850 | 5 500 | 197,30 | 13 684 | 7 863 | -42,54 |
| BERMUDA | 645 | 980 | 51,94 | 13 523 | 15 778 | 16,68 |
| CAPE VERDE | 323 | 0 | -100,00 | 746 | 0 | -100,00 |
| CAYMAN ISLANDS | 100 | 315 | 215,00 | 40 | 119 | 197,50 |
| DOMINICA | 12 252 | 0 | -100,00 | 52 137 | 0 | -100,00 |
| FRENCH GUIANA | 703 | 0 | -100,00 | 384 | 0 | -100,00 |
| FRENCH POLYNESIA | 4 940 | 5 770 | 16,80 | 27 370 | 34 869 | 27,40 |
| GRENADA | 0 | 180 | - | 0 | 349 | - |
| MARTINIQUE | 22 447 | 15 364 | -31,55 | 38 962 | 35 893 | -7,88 |
| NETHERLANDS ANTILLES | 8 703 | 3 584 | -58,82 | 46 301 | 27 668 | -40,24 |
| SAINT LUCIA | 0 | 1 030 | - | 0 | 6 572 | - |
| TURKS AND CAICOS ISLANDS | 119 | 545 | 357,98 | 1 949 | 5 264 | 170,09 |
| GUADELOUPE | 5 369 | 7 233 | 34,72 | 11 524 | 88 760 | 670,22 |
| SAINT KITTS AND NEVIS | 30 | 385 | 1 183,33 | 329 | 3 903 | 1 086,32 |
| UNITED KINGDOM | 9 378 013 | 8 924 098 | -4,84 | 23 683 898 | 21 636 101 | -8,65 |
| NETHERLANDS | 5 580 212 | 4 812 601 | -13,76 | 13 239 354 | 12 090 981 | -8,67 |
| FRANCE | 2 429 987 | 1 908 440 | -21,46 | 10 214 362 | 9 467 744 | -7,31 |
| GERMANY, FED. REP. OF | 4 416 582 | 3 258 467 | -26,22 | 13 093 526 | 12 005 406 | -8,31 |
| AUSTRIA | 44 648 | 14 656 | -67,17 | 266 866 | 51 859 | -80,57 |
| BELGIUM | 3 813 179 | 2 191 543 | -42,53 | 13 426 498 | 7 220 964 | -46,22 |
| SWITZERLAND | 264 595 | 55 176 | -79,15 | 1 163 349 | 549 280 | -52,78 |

TABEL 5. PERKEMBANGAN EKSPOR INDONESIA MENURUT KOMODITI DAN NEGARA TUJUAN

| JENIS BARANG | BERAT BERSIH (KG) | | PERUB % | NILAI FOB (US \$) | | PERUB % |
|--|----------------------|----------------------|--------------|----------------------|----------------------|--------------|
| | JAN-SEP 2012 | JAN-SEP 2013 | | JAN-SEP 2012 | JAN-SEP 2013 | |
| (1) | (2) | (3) | (4) | (5) | (6) | (7) |
| LUXEMBOURG | 7 | 1 800 | 25 614,29 | 20 | 701 | 3 405,00 |
| DENMARK | 1 319 321 | 983 769 | -25,43 | 3 620 838 | 2 431 675 | -32,84 |
| NORWAY | 1 252 026 | 929 928 | -25,73 | 3 130 557 | 2 298 158 | -26,59 |
| SWEDEN | 404 251 | 225 652 | -44,18 | 1 515 964 | 831 291 | -45,16 |
| FINLAND | 116 978 | 249 349 | 113,16 | 434 009 | 840 046 | 93,55 |
| IRELAND | 911 767 | 2 669 127 | 192,74 | 1 485 583 | 3 484 841 | 134,58 |
| ITALY | 2 355 924 | 7 232 744 | 207,00 | 6 285 274 | 13 332 880 | 112,13 |
| SPAIN | 2 880 250 | 2 887 257 | 0,24 | 7 512 205 | 7 676 239 | 2,18 |
| PORTUGAL | 255 527 | 473 705 | 85,38 | 993 135 | 1 520 770 | 53,13 |
| GREECE | 180 473 | 107 127 | -40,64 | 707 852 | 417 731 | -40,99 |
| VATICAN CITY STATE | 0 | 11 180 | - | 0 | 27 056 | - |
| THE DEMOCRATIC REPUBLIC OF TH | 169 164 | 96 153 | -43,16 | 431 312 | 319 122 | -26,01 |
| HUNGARY | 82 996 | 110 749 | 33,44 | 330 122 | 418 134 | 26,66 |
| POLAND | 745 514 | 563 067 | -24,47 | 6 738 920 | 5 893 711 | -12,54 |
| ROMANIA | 221 883 | 324 489 | 46,24 | 496 912 | 743 293 | 49,58 |
| BULGARIA | 932 802 | 1 298 | -99,86 | 1 286 312 | 3 789 | -99,71 |
| ALBANIA | 0 | 15 000 | - | 0 | 18 825 | - |
| ARMENIA | 74 989 | 80 079 | 6,79 | 255 017 | 261 051 | 2,37 |
| AZERBAIJAN | 10 992 | 31 239 | 184,20 | 39 404 | 125 124 | 217,54 |
| BELARUS | 0 | 17 360 | - | 0 | 36 840 | - |
| KAZAKHSTAN | 40 590 | 39 588 | -2,47 | 201 968 | 199 589 | -1,18 |
| TURKMENISTAN | 2 800 | 0 | -100,00 | 10 685 | 0 | -100,00 |
| UKRAINE | 377 239 | 257 482 | -31,75 | 1 659 784 | 1 155 230 | -30,40 |
| UZBEKISTAN | 35 000 | 0 | -100,00 | 51 928 | 0 | -100,00 |
| LITHUANIA | 24 834 | 17 492 | -29,56 | 98 044 | 81 395 | -16,98 |
| LATVIA | 584 614 | 25 191 | -95,69 | 1 047 025 | 43 331 | -95,86 |
| ESTONIA | 138 599 | 94 642 | -31,72 | 246 991 | 198 500 | -19,63 |
| GEORGIA | 462 | 981 | 112,34 | 5 872 | 5 574 | -5,07 |
| CROATIA | 99 318 | 94 030 | -5,32 | 334 703 | 481 927 | 43,99 |
| BOSNIA AND HERZEGOVINA | 622 | 0 | -100,00 | 6 660 | 0 | -100,00 |
| MALTA | 23 963 | 10 403 | -56,59 | 75 718 | 38 454 | -49,21 |
| SLOVAKIA | 5 005 | 23 436 | 368,25 | 64 577 | 85 640 | 32,62 |
| SLOVENIA | 15 874 | 659 | -95,85 | 40 259 | 1 794 | -95,54 |
| CZECH REPUBLIC | 38 026 | 38 802 | 2,04 | 183 390 | 423 756 | 131,07 |
| REP. OF MACEDONIA | 29 | 0 | -100,00 | 30 | 0 | -100,00 |
| RUSSIA FEDERATION | 3 848 715 | 1 618 266 | -57,95 | 8 391 135 | 4 726 373 | -43,67 |
| SERBIA | 225 | 588 | 161,33 | 66 | 3 587 | 5 334,85 |
| MONTENEGRO | 0 | 110 | - | 0 | 2 047 | - |
| -BAHAN KERTAS | 2 337 490 798 | 2 687 852 657 | 14,99 | 1 145 166 474 | 1 326 512 135 | 15,84 |
| JAPAN | 103 646 718 | 89 887 007 | -13,28 | 53 624 156 | 45 048 681 | -15,99 |
| KOREA, REPUBLIC OF | 429 790 357 | 481 489 924 | 12,03 | 207 210 430 | 230 297 632 | 11,14 |
| TAIWAN | 55 192 829 | 49 364 808 | -10,56 | 27 731 381 | 25 975 855 | -6,33 |
| CHINA | 1 231 821 652 | 1 544 393 834 | 25,37 | 608 411 056 | 778 273 296 | 27,92 |
| THAILAND | 6 927 315 | 4 259 115 | -38,52 | 3 324 571 | 2 045 131 | -38,48 |
| SINGAPORE | 12 180 | 97 | -99,20 | 32 597 | 1 702 | -94,78 |
| PHILIPPINES | 3 321 242 | 6 260 617 | 88,50 | 1 671 857 | 2 839 363 | 69,83 |
| MALAYSIA | 4 576 125 | 7 138 781 | 56,00 | 2 520 534 | 4 300 999 | 70,64 |
| VIET NAM | 38 763 943 | 36 775 048 | -5,13 | 17 732 469 | 17 403 358 | -1,86 |
| INDIA | 237 800 708 | 214 840 289 | -9,66 | 114 363 980 | 100 123 927 | -12,45 |
| PAKISTAN | 18 845 714 | 16 213 010 | -13,97 | 8 906 571 | 7 772 938 | -12,73 |
| BANGLADESH | 91 691 039 | 116 476 147 | 27,03 | 43 864 366 | 55 360 574 | 26,21 |
| SRI LANKA | 100 000 | 0 | -100,00 | 42 769 | 0 | -100,00 |
| IRAN (ISLAMIC REPUBLIC OF) | 5 828 539 | 0 | -100,00 | 2 712 276 | 0 | -100,00 |
| SAUDI ARABIA | 10 866 054 | 22 034 263 | 102,78 | 5 189 700 | 10 945 282 | 110,90 |
| KUWAIT | 3 541 391 | 4 531 284 | 27,95 | 1 618 536 | 2 214 826 | 36,84 |
| JORDAN | 502 059 | 0 | -100,00 | 240 988 | 0 | -100,00 |
| LEBANON | 4 246 765 | 8 390 522 | 97,57 | 2 019 857 | 3 829 319 | 89,58 |
| UNITED ARAB EMIRATES | 20 421 999 | 31 413 533 | 53,82 | 9 760 024 | 15 439 240 | 58,19 |
| EGYPT | 15 990 840 | 16 834 960 | 5,28 | 7 802 817 | 7 575 280 | -2,92 |
| REUNION | 0 | 50 | - | 0 | 475 | - |
| NIGERIA | 0 | 544 934 | - | 0 | 240 580 | - |
| DJIBOUTI | 4 832 806 | 6 169 999 | 27,67 | 2 317 182 | 2 772 457 | 19,65 |
| SOUTH AFRICA | 247 124 | 1 200 100 | 385,63 | 116 148 | 539 979 | 364,91 |
| MAURITIUS | 9 | 0 | -100,00 | 441 | 0 | -100,00 |
| AUSTRALIA | 5 600 | 2 300 | -58,93 | 6 217 | 2 465 | -60,35 |
| EAST TIMOR | 55 | 0 | -100,00 | 25 | 0 | -100,00 |
| UNITED STATES | 997 | 0 | -100,00 | 746 | 0 | -100,00 |
| BRAZIL | 0 | 11 883 | - | 0 | 6 515 | - |
| UNITED KINGDOM | 2 | 0 | -100,00 | 1 | 0 | -100,00 |
| NETHERLANDS | 2 010 041 | 2 004 757 | -0,26 | 964 819 | 922 188 | -4,42 |
| FRANCE | 0 | 628 | - | 0 | 293 | - |
| GERMANY, FED. REP. OF | 5 917 | 748 | -87,36 | 36 995 | 545 | -98,53 |
| BELGIUM | 0 | 9 | - | 0 | 1 799 | - |
| ITALY | 44 493 353 | 27 613 920 | -37,94 | 21 917 706 | 12 577 230 | -42,62 |
| SPAIN | 2 007 425 | 90 | -100,00 | 1 025 259 | 206 | -99,98 |
| -ALAS KAKI (KULIT, KARET DAN KA | 145 002 641 | 156 631 281 | 8,02 | 2 562 454 138 | 2 836 397 020 | 10,69 |
| JAPAN | 7 655 532 | 10 206 551 | 33,32 | 125 658 424 | 164 672 392 | 31,05 |
| HONG KONG | 1 554 266 | 1 792 041 | 15,30 | 26 724 373 | 31 177 087 | 16,66 |

TABEL 5. PERKEMBANGAN EKSPOR INDONESIA MENURUT KOMODITI DAN NEGARA TUJUAN

| JENIS BARANG | BERAT BERSIH (KG) | | PERUB | NILAI FOB (US \$) | | PERUB |
|--------------------------------|-------------------|--------------|------------|-------------------|--------------|------------|
| | JAN-SEP 2012 | JAN-SEP 2013 | % | JAN-SEP 2012 | JAN-SEP 2013 | % |
| | (1) | (2) | (3) | (4) | (5) | (6) |
| KOREA, REPUBLIC OF | 3 033 170 | 4 796 194 | 58,12 | 57 427 598 | 90 823 672 | 58,15 |
| TAIWAN | 1 757 282 | 1 898 973 | 8,06 | 19 759 790 | 23 992 475 | 21,42 |
| CHINA | 4 739 958 | 4 811 995 | 1,52 | 92 414 517 | 95 673 361 | 3,53 |
| MONGOLIA | 973 | 645 | -33,71 | 26 584 | 20 751 | -21,94 |
| MACAU | 43 | 0 | -100,00 | 250 | 0 | -100,00 |
| PAPUA NEW GUINEA | 97 226 | 42 929 | -55,85 | 1 422 532 | 498 243 | -64,97 |
| THAILAND | 478 709 | 596 467 | 24,60 | 7 712 991 | 9 966 095 | 29,21 |
| SINGAPORE | 3 969 951 | 5 471 651 | 37,83 | 44 822 921 | 56 019 824 | 24,98 |
| PHILIPPINES | 665 572 | 457 382 | -31,28 | 8 771 807 | 6 893 702 | -21,41 |
| MALAYSIA | 902 413 | 864 294 | -4,22 | 12 015 672 | 13 294 822 | 10,65 |
| MYANMAR | 5 500 | 75 | -98,64 | 26 178 | 1 200 | -95,42 |
| CAMBODIA | 25 712 | 19 039 | -25,95 | 319 266 | 362 457 | 13,53 |
| BRUNEI DARUSSALAM | 29 010 | 21 177 | -27,00 | 218 975 | 205 455 | -6,17 |
| LAO PEOPLE'S DEM. REP. | 0 | 3 | - | 0 | 45 | - |
| NEPAL | 1 925 | 5 915 | 207,27 | 16 556 | 10 804 | -34,74 |
| BHUTAN | 70 | 0 | -100,00 | 5 500 | 0 | -100,00 |
| VIET NAM | 382 985 | 450 772 | 17,70 | 4 129 572 | 3 916 274 | -5,17 |
| MALDIVES | 102 280 | 63 653 | -37,77 | 207 610 | 196 111 | -5,54 |
| INDIA | 345 045 | 408 313 | 18,34 | 4 697 874 | 6 272 703 | 33,52 |
| PAKISTAN | 296 | 8 753 | 2 857,09 | 4 671 | 115 054 | 2 363,16 |
| BANGLADESH | 5 498 | 2 886 | -47,51 | 85 000 | 36 124 | -57,50 |
| SRI LANKA | 6 163 | 5 785 | -6,13 | 199 221 | 28 174 | -85,86 |
| IRAN (ISLAMIC REPUBLIC OF) | 715 | 300 165 | 41 881,12 | 6 500 | 704 148 | 10 733,05 |
| SAUDI ARABIA | 71 374 | 51 952 | -27,21 | 597 444 | 382 515 | -35,97 |
| ISRAEL | 272 054 | 376 055 | 38,23 | 4 741 104 | 6 441 582 | 35,87 |
| KUWAIT | 0 | 44 170 | - | 0 | 493 385 | - |
| JORDAN | 8 891 | 3 600 | -59,51 | 35 473 | 14 121 | -60,19 |
| LEBANON | 35 718 | 37 460 | 4,88 | 578 719 | 664 244 | 14,78 |
| YEMEN | 113 371 | 123 901 | 9,29 | 360 385 | 409 000 | 13,49 |
| OMAN | 10 | 5 240 | 52 300,00 | 9 | 12 689 | 140 888,89 |
| SYRIA ARAB REPUBLIC | 0 | 5 | - | 0 | 228 | - |
| TURKEY | 653 363 | 1 085 479 | 66,14 | 12 291 500 | 19 319 860 | 57,18 |
| UNITED ARAB EMIRATES | 958 004 | 1 372 628 | 43,28 | 16 820 845 | 23 059 834 | 37,09 |
| QATAR | 7 639 | 10 253 | 34,22 | 114 661 | 131 166 | 14,39 |
| CYPRUS | 124 | 2 000 | 1 512,90 | 7 468 | 63 628 | 752,01 |
| EGYPT | 83 793 | 65 870 | -21,39 | 1 397 458 | 1 088 798 | -22,09 |
| LIBYAN ARAB JAMAHIRIYA | 3 409 | 3 282 | -3,73 | 34 195 | 49 193 | 43,86 |
| MOROCCO | 45 152 | 24 411 | -45,94 | 621 132 | 283 758 | -54,32 |
| TUNISIA | 3 856 | 1 181 | -69,37 | 36 721 | 16 218 | -55,83 |
| ALGERIA | 11 831 | 52 284 | 341,92 | 213 746 | 721 483 | 237,54 |
| SUDAN | 125 | 0 | -100,00 | 250 | 0 | -100,00 |
| ETHIOPIA | 9 104 | 0 | -100,00 | 57 862 | 0 | -100,00 |
| TANZANIA, UNITED REP. OF | 9 421 | 4 770 | -49,37 | 122 702 | 4 677 | -96,19 |
| MADAGASCAR | 20 557 | 11 630 | -43,43 | 16 829 | 3 825 | -77,27 |
| SOMALIA | 6 650 | 16 690 | 150,98 | 44 600 | 79 027 | 77,19 |
| KENYA | 49 379 | 28 382 | -42,52 | 415 408 | 299 819 | -27,83 |
| REUNION | 2 213 | 468 | -78,85 | 22 430 | 10 412 | -53,58 |
| MOZAMBIQUE | 4 719 | 15 439 | 227,17 | 2 302 | 8 203 | 256,34 |
| BOTSWANA | 2 | 1 503 | 75 050,00 | 10 | 29 820 | 298 100,00 |
| TOGO | 747 | 151 | -79,79 | 7 128 | 275 | -96,14 |
| GHANA | 0 | 368 | - | 0 | 1 459 | - |
| LIBERIA | 0 | 10 | - | 0 | 25 | - |
| GUINEA | 1 831 | 4 971 | 171,49 | 3 639 | 28 853 | 692,88 |
| ANGOLA | 5 412 | 9 952 | 83,89 | 2 980 | 6 466 | 116,98 |
| CONGO | 570 | 754 | 32,28 | 1 020 | 109 | -89,31 |
| CAMEROON | 76 | 2 616 | 3 342,11 | 639 | 38 517 | 5 927,70 |
| NIGERIA | 25 208 | 156 | -99,38 | 6 525 | 241 | -96,31 |
| SIERRA LEONE | 623 | 0 | -100,00 | 2 970 | 0 | -100,00 |
| GABON | 1 | 2 569 | 256 800,00 | 2 | 15 688 | 784 300,00 |
| COTE D'IVOIRE | 0 | 17 | - | 0 | 168 | - |
| SENEGAL | 45 | 3 222 | 7 060,00 | 49 | 6 686 | 13 544,90 |
| MALI | 3 167 | 286 | -90,97 | 23 570 | 16 | -99,93 |
| GAMBIA | 0 | 150 | - | 0 | 395 | - |
| U.S. VIRGIN ISLANDS | 36 | 0 | -100,00 | 164 | 0 | -100,00 |
| SEYCHELLES | 2 270 | 531 | -76,61 | 7 730 | 2 031 | -73,73 |
| UGANDA | 26 | 27 | 3,85 | 171 | 75 | -56,14 |
| SWAZILAND | 2 792 | 1 268 | -54,58 | 44 174 | 12 317 | -72,12 |
| SOUTH AFRICA | 1 954 114 | 2 161 800 | 10,63 | 32 422 841 | 36 941 909 | 13,94 |
| ZIMBABWE | 0 | 475 | - | 0 | 388 | - |
| ZAMBIA | 8 520 | 20 221 | 137,34 | 120 563 | 225 922 | 87,39 |
| COMOROS | 1 457 | 387 | -73,44 | 12 373 | 1 389 | -88,77 |
| MAURITIUS | 9 106 | 15 872 | 74,30 | 41 950 | 70 281 | 67,54 |
| VIRGIN ISLANDS (BRITISH) | 0 | 105 | - | 0 | 102 | - |
| AUSTRALIA | 2 690 091 | 2 563 487 | -4,71 | 47 645 054 | 46 795 095 | -1,78 |
| NEW ZEALAND | 371 582 | 286 710 | -22,84 | 6 966 303 | 5 635 479 | -19,10 |
| GUAM | 262 | 652 | 148,85 | 3 262 | 9 331 | 186,05 |
| PALAU | 54 | 2 | -96,30 | 789 | 171 | -78,33 |
| NEW CALEDONIA | 3 839 | 2 701 | -29,64 | 68 203 | 52 108 | -23,60 |
| SAINT VINCENT AND THE GRENADIN | 0 | 25 | - | 0 | 147 | - |
| VANUATU | 4 414 | 674 | -84,73 | 13 132 | 16 179 | 23,20 |

TABEL 5. PERKEMBANGAN EKSPOR INDONESIA MENURUT KOMODITI DAN NEGARA TUJUAN

| JENIS BARANG | BERAT BERSIH (KG) | | PERUB | NILAI FOB (US \$) | | PERUB |
|------------------------|--------------------|--------------------|---------------|--------------------|--------------------|--------------|
| | JAN-SEP 2012 | JAN-SEP 2013 | % | JAN-SEP 2012 | JAN-SEP 2013 | % |
| | (1) | (2) | (3) | (4) | (5) | (6) |
| FIJI | 5 087 | 8 442 | 65,95 | 73 059 | 118 664 | 62,42 |
| KIRIBATI | 0 | 432 | - | 0 | 615 | - |
| TONGA | 0 | 5 356 | - | 0 | 2 094 | - |
| EAST TIMOR | 641 441 | 612 286 | -4,55 | 763 812 | 790 640 | 3,51 |
| UNITED STATES | 35 922 403 | 41 576 091 | 15,74 | 641 458 396 | 768 877 779 | 19,86 |
| CANADA | 1 647 383 | 1 954 021 | 18,61 | 30 800 795 | 38 213 007 | 24,07 |
| MEXICO | 4 095 951 | 4 068 974 | -0,66 | 69 198 066 | 70 101 845 | 1,31 |
| PANAMA | 2 666 054 | 2 309 235 | -13,38 | 49 361 430 | 41 901 657 | -15,11 |
| SURINAME | 3 884 | 241 | -93,80 | 77 795 | 5 390 | -93,07 |
| CHILE | 1 903 706 | 1 906 203 | 0,13 | 34 524 018 | 34 266 632 | -0,75 |
| VENEZUELA | 185 186 | 192 825 | 4,13 | 3 435 868 | 3 495 693 | 1,74 |
| ARGENTINA | 1 021 121 | 1 158 253 | 13,43 | 22 752 241 | 29 026 132 | 27,57 |
| BRAZIL | 3 058 027 | 3 740 090 | 22,30 | 71 072 644 | 79 250 458 | 11,51 |
| COLOMBIA | 18 355 | 13 504 | -26,43 | 147 782 | 179 641 | 21,56 |
| BOLIVIA | 1 184 | 4 148 | 250,34 | 10 768 | 68 860 | 539,49 |
| URUGUAY | 262 849 | 165 454 | -37,05 | 4 913 316 | 3 013 165 | -38,67 |
| PARAGUAY | 57 854 | 77 374 | 33,74 | 1 050 094 | 1 300 804 | 23,88 |
| ECUADOR | 51 820 | 29 655 | -42,77 | 958 301 | 675 301 | -29,53 |
| PERU | 635 713 | 868 231 | 36,58 | 10 226 002 | 15 262 850 | 49,26 |
| TRINIDAD AND TOBAGO | 320 | 517 | 61,56 | 9 005 | 6 314 | -29,88 |
| BAHAMAS | 150 | 1 632 | 988,00 | 325 | 4 177 | 1 185,23 |
| PUERTO RICO | 402 | 8 348 | 1 976,62 | 4 040 | 89 254 | 2 109,26 |
| DOMINICAN REPUBLIC | 2 166 | 627 | -71,05 | 7 176 | 3 127 | -56,42 |
| EL SALVADOR | 16 997 | 1 668 | -90,19 | 163 056 | 34 457 | -78,87 |
| COSTA RICA | 43 987 | 64 925 | 47,60 | 820 908 | 1 455 164 | 77,26 |
| BERMUDA | 353 | 275 | -22,10 | 3 468 | 1 232 | -64,48 |
| CAPE VERDE | 5 | 0 | -100,00 | 14 | 0 | -100,00 |
| FRENCH POLYNESIA | 5 292 | 7 790 | 47,20 | 76 150 | 111 265 | 46,11 |
| MARTINIQUE | 128 | 90 | -29,69 | 3 624 | 1 101 | -69,62 |
| NETHERLANDS ANTILLES | 497 | 1 326 | 166,80 | 5 008 | 52 979 | 957,89 |
| GUADELOUPE | 705 | 664 | -5,82 | 5 851 | 6 984 | 19,36 |
| SAINT KITTS AND NEVIS | 60 | 0 | -100,00 | 1 257 | 0 | -100,00 |
| UNITED KINGDOM | 10 882 871 | 10 028 709 | -7,85 | 171 140 033 | 162 576 110 | -5,00 |
| NETHERLANDS | 6 933 403 | 6 926 215 | -0,10 | 139 720 209 | 152 329 351 | 9,02 |
| FRANCE | 3 303 558 | 2 485 515 | -24,76 | 56 983 359 | 47 800 896 | -16,11 |
| GERMANY, FED. REP. OF | 9 652 200 | 9 899 982 | 2,57 | 182 900 136 | 190 891 393 | 4,37 |
| AUSTRIA | 331 337 | 361 504 | 9,10 | 6 767 319 | 6 965 776 | 2,93 |
| BELGIUM | 13 431 695 | 12 261 664 | -8,71 | 223 046 828 | 213 279 087 | -4,38 |
| SWITZERLAND | 179 371 | 173 574 | -3,23 | 3 248 754 | 3 433 698 | 5,69 |
| LUXEMBOURG | 39 515 | 51 | -99,87 | 1 432 494 | 4 726 | -99,67 |
| MONACO | 8 041 | 3 733 | -53,58 | 159 005 | 74 633 | -53,06 |
| DENMARK | 2 264 217 | 2 215 950 | -2,13 | 58 502 856 | 59 944 535 | 2,46 |
| NORWAY | 168 732 | 159 662 | -5,38 | 2 576 137 | 2 472 906 | -4,01 |
| SWEDEN | 346 393 | 430 020 | 24,14 | 7 645 574 | 7 444 621 | -2,63 |
| FINLAND | 433 319 | 524 271 | 20,99 | 10 289 212 | 13 513 013 | 31,33 |
| IRELAND | 174 355 | 73 516 | -57,84 | 2 952 889 | 1 661 589 | -43,73 |
| ITALY | 5 651 188 | 5 140 697 | -9,03 | 107 241 140 | 105 400 186 | -1,72 |
| SPAIN | 2 111 577 | 1 927 674 | -8,71 | 35 452 588 | 32 316 699 | -8,85 |
| PORTUGAL | 25 519 | 142 243 | 457,40 | 455 886 | 7 516 510 | 1 548,77 |
| GREECE | 463 904 | 723 575 | 55,98 | 8 602 841 | 11 810 344 | 37,28 |
| HUNGARY | 21 869 | 17 563 | -19,69 | 595 995 | 391 783 | -34,26 |
| POLAND | 312 360 | 231 848 | -25,78 | 5 641 383 | 4 489 321 | -20,42 |
| ROMANIA | 2 397 | 4 021 | 67,75 | 30 183 | 39 711 | 31,57 |
| BULGARIA | 12 445 | 21 479 | 72,59 | 126 752 | 287 689 | 126,97 |
| AZERBAIJAN | 111 | 0 | -100,00 | 2 138 | 0 | -100,00 |
| BELARUS | 0 | 497 | - | 0 | 2 336 | - |
| UKRAINE | 139 689 | 128 979 | -7,67 | 2 718 821 | 2 429 283 | -10,65 |
| LITHUANIA | 474 | 21 | -95,57 | 14 326 | 425 | -97,03 |
| LATVIA | 25 538 | 22 466 | -12,03 | 605 561 | 568 623 | -6,10 |
| ESTONIA | 2 411 | 1 509 | -37,41 | 31 323 | 45 759 | 46,09 |
| GEORGIA | 39 | 75 | 92,31 | 613 | 133 | -78,30 |
| CROATIA | 7 525 | 54 692 | 626,80 | 131 699 | 650 083 | 393,61 |
| BOSNIA AND HERZEGOVINA | 0 | 22 322 | - | 0 | 290 697 | - |
| MALTA | 0 | 5 308 | - | 0 | 53 046 | - |
| SLOVAKIA | 244 385 | 238 262 | -2,51 | 11 502 023 | 12 692 666 | 10,35 |
| SLOVENIA | 43 210 | 55 819 | 29,18 | 527 422 | 803 069 | 52,26 |
| CZECH REPUBLIC | 326 633 | 501 504 | 53,54 | 3 636 092 | 4 960 410 | 36,42 |
| RUSSIA FEDERATION | 1 994 254 | 2 396 142 | 20,15 | 43 216 992 | 52 179 013 | 20,74 |
| SERBIA | 1 730 | 25 780 | 1 390,17 | 28 420 | 415 164 | 1 360,82 |
| MONTENEGRO | 0 | 1 292 | - | 0 | 14 175 | - |
| -PRODUK KERAMIK | 267 243 536 | 219 788 540 | -17,76 | 261 495 166 | 254 264 749 | -2,77 |
| JAPAN | 4 099 001 | 3 138 369 | -23,44 | 27 363 336 | 26 364 808 | -3,65 |
| HONG KONG | 617 491 | 701 679 | 13,63 | 1 999 050 | 2 262 707 | 13,19 |
| KOREA, REPUBLIC OF | 28 058 969 | 20 370 865 | -27,40 | 15 718 475 | 18 783 125 | 19,50 |
| TAIWAN | 28 010 510 | 21 824 328 | -22,09 | 12 908 222 | 10 671 359 | -17,33 |
| CHINA | 318 316 | 317 376 | -0,30 | 1 946 869 | 2 854 548 | 46,62 |
| MACAU | 44 931 | 14 660 | -67,37 | 690 325 | 221 477 | -67,92 |
| PAPUA NEW GUINEA | 379 766 | 429 363 | 13,06 | 190 697 | 222 110 | 16,47 |
| THAILAND | 22 037 675 | 18 972 347 | -13,91 | 11 495 323 | 13 961 832 | 21,46 |

TABEL 5. PERKEMBANGAN EKSPOR INDONESIA MENURUT KOMODITI DAN NEGARA TUJUAN

| JENIS BARANG | BERAT BERSIH (KG) | | PERUB | NILAI FOB (US \$) | | PERUB |
|--------------------------------|-------------------|--------------|--------------|-------------------|--------------|--------------|
| | JAN-SEP 2012 | JAN-SEP 2013 | % | JAN-SEP 2012 | JAN-SEP 2013 | % |
| (1) | (2) | (3) | (4) | (5) | (6) | (7) |
| SINGAPORE | 5 193 686 | 4 178 175 | -19,55 | 5 484 140 | 4 391 255 | -19,93 |
| PHILIPPINES | 25 240 166 | 16 656 789 | -34,01 | 6 697 615 | 5 371 099 | -19,81 |
| MALAYSIA | 36 769 190 | 32 546 067 | -11,49 | 18 936 639 | 20 213 679 | 6,74 |
| MYANMAR | 923 544 | 1 722 130 | 86,47 | 328 154 | 827 197 | 152,08 |
| CAMBODIA | 1 325 992 | 1 437 873 | 8,44 | 477 816 | 510 239 | 6,79 |
| BRUNEI DARUSSALAM | 4 575 254 | 3 074 833 | -32,79 | 1 540 259 | 1 035 454 | -32,77 |
| LAO PEOPLE'S DEM. REP. | 174 380 | 62 666 | -64,06 | 94 834 | 23 612 | -75,10 |
| BHUTAN | 3 840 | 0 | -100,00 | 8 613 | 0 | -100,00 |
| VIET NAM | 1 424 960 | 956 589 | -32,87 | 1 044 813 | 902 450 | -13,63 |
| MALDIVES | 845 052 | 886 267 | 4,88 | 255 652 | 464 612 | 81,74 |
| INDIA | 1 940 217 | 2 228 891 | 14,88 | 2 734 139 | 2 902 674 | 6,16 |
| PAKISTAN | 2 930 316 | 2 738 196 | -6,56 | 963 107 | 1 113 358 | 15,60 |
| BANGLADESH | 521 554 | 446 044 | -14,48 | 522 726 | 292 387 | -44,06 |
| SRI LANKA | 20 218 135 | 9 123 752 | -54,87 | 4 230 713 | 2 191 708 | -48,20 |
| AFGHANISTAN | 152 779 | 0 | -100,00 | 48 462 | 0 | -100,00 |
| IRAQ | 0 | 282 736 | - | 0 | 87 601 | - |
| IRAN (ISLAMIC REPUBLIC OF) | 56 442 | 0 | -100,00 | 27 027 | 0 | -100,00 |
| SAUDI ARABIA | 2 179 120 | 1 299 488 | -40,37 | 1 602 735 | 1 141 565 | -28,77 |
| ISRAEL | 513 192 | 555 112 | 8,17 | 324 861 | 284 003 | -12,58 |
| KUWAIT | 573 848 | 178 916 | -68,82 | 177 777 | 202 267 | 13,78 |
| JORDAN | 5 739 | 80 392 | 1 300,80 | 11 422 | 144 565 | 1 165,67 |
| LEBANON | 78 399 | 64 000 | -18,37 | 157 528 | 150 267 | -4,61 |
| YEMEN | 5 294 082 | 4 730 262 | -10,65 | 1 666 126 | 1 441 509 | -13,48 |
| OMAN | 58 513 | 44 781 | -23,47 | 65 700 | 112 396 | 71,07 |
| SYRIA ARAB REPUBLIC | 0 | 530 | - | 0 | 307 | - |
| TURKEY | 1 453 662 | 1 522 221 | 4,72 | 1 459 061 | 1 571 729 | 7,72 |
| UNITED ARAB EMIRATES | 1 004 094 | 821 304 | -18,20 | 2 372 401 | 2 408 752 | 1,53 |
| QATAR | 1 038 230 | 1 280 542 | 23,34 | 2 494 335 | 3 592 324 | 44,02 |
| BAHRAIN | 501 147 | 567 223 | 13,18 | 208 091 | 209 804 | 0,82 |
| CYPRUS | 50 626 | 4 276 | -91,55 | 26 145 | 6 477 | -75,23 |
| EGYPT | 497 228 | 286 293 | -42,42 | 563 133 | 442 973 | -21,34 |
| LIBYAN ARAB JAMAHIRIYA | 10 330 | 50 759 | 391,37 | 9 890 | 112 509 | 1 037,60 |
| MOROCCO | 37 613 | 74 786 | 98,83 | 33 464 | 52 954 | 58,24 |
| TUNISIA | 13 192 | 11 374 | -13,78 | 21 512 | 5 582 | -74,05 |
| ALGERIA | 7 500 | 7 593 | 1,24 | 3 535 | 4 494 | 27,13 |
| SUDAN | 22 049 | 0 | -100,00 | 12 080 | 0 | -100,00 |
| NAMIBIA | 7 000 | 773 | -88,96 | 10 326 | 3 006 | -70,89 |
| ETHIOPIA | 49 382 | 14 | -99,97 | 12 720 | 29 | -99,77 |
| TANZANIA, UNITED REP. OF | 163 708 | 173 511 | 5,99 | 78 781 | 69 163 | -12,21 |
| MADAGASCAR | 474 548 | 603 608 | 27,20 | 153 634 | 174 088 | 13,31 |
| KENYA | 58 678 | 150 264 | 156,08 | 58 133 | 61 261 | 5,38 |
| REUNION | 1 077 667 | 1 240 584 | 15,12 | 342 948 | 388 298 | 13,22 |
| MOZAMBIQUE | 102 | 62 | -39,22 | 444 | 138 | -68,92 |
| BOTSWANA | 0 | 218 790 | - | 0 | 65 899 | - |
| TOGO | 1 345 | 6 455 | 379,93 | 864 | 3 313 | 283,45 |
| GHANA | 26 804 | 47 035 | 75,48 | 14 201 | 21 133 | 48,81 |
| LIBERIA | 806 | 0 | -100,00 | 13 215 | 0 | -100,00 |
| GUINEA | 9 000 | 4 784 | -46,84 | 4 500 | 2 951 | -34,42 |
| ANGOLA | 1 826 | 1 533 | -16,05 | 5 270 | 4 606 | -12,60 |
| CONGO | 2 238 | 0 | -100,00 | 1 130 | 0 | -100,00 |
| CAMEROON | 3 674 | 10 892 | 196,46 | 783 | 20 413 | 2 507,02 |
| NIGERIA | 361 919 | 745 659 | 106,03 | 176 195 | 279 765 | 58,78 |
| GABON | 12 045 | 19 109 | 58,65 | 4 277 | 5 756 | 34,58 |
| COTE D'IVOIRE | 1 486 | 0 | -100,00 | 1 428 | 0 | -100,00 |
| SENEGAL | 10 596 | 40 893 | 285,93 | 4 080 | 19 310 | 373,28 |
| BENIN | 0 | 4 275 | - | 0 | 884 | - |
| U.S. VIRGIN ISLANDS | 27 | 20 070 | 74 233,33 | 20 | 8 508 | 42 440,00 |
| SEYCHELLES | 107 543 | 275 095 | 155,80 | 95 385 | 96 358 | 1,02 |
| UGANDA | 0 | 825 | - | 0 | 194 | - |
| NIGER | 6 650 | 385 | -94,21 | 3 021 | 1 136 | -62,40 |
| DJIBOUTI | 117 448 | 143 640 | 22,30 | 32 672 | 41 051 | 25,65 |
| SOUTH AFRICA | 2 884 867 | 4 174 845 | 44,72 | 15 113 985 | 15 521 603 | 2,70 |
| ZIMBABWE | 20 | 572 647 | 2 863 135,00 | 11 | 132 413 | 1 203 654,55 |
| MAURITIUS | 6 230 125 | 5 914 011 | -5,07 | 1 564 413 | 1 596 508 | 2,05 |
| VIRGIN ISLANDS (BRITISH) | 650 | 6 100 | 838,46 | 890 | 1 839 | 106,63 |
| AUSTRALIA | 13 229 601 | 11 453 399 | -13,43 | 8 124 886 | 7 197 586 | -11,41 |
| NEW ZEALAND | 539 276 | 635 653 | 17,87 | 493 633 | 601 329 | 21,82 |
| MICRONESIA, FED. STATES OF | 4 197 | 0 | -100,00 | 3 775 | 0 | -100,00 |
| GUAM | 2 556 | 1 459 | -42,92 | 20 399 | 5 979 | -70,69 |
| PALAU | 848 | 2 484 | 192,92 | 1 443 | 7 035 | 387,53 |
| NEW CALEDONIA | 30 125 | 57 970 | 92,43 | 21 457 | 43 412 | 102,32 |
| NORTHERN MARIANA ISLANDS | 7 | 153 | 2 085,71 | 6 | 160 | 2 566,67 |
| SAINT VINCENT AND THE GRENADIN | 0 | 3 000 | - | 0 | 5 489 | - |
| VANUATU | 2 633 | 55 728 | 2 016,52 | 2 637 | 39 124 | 1 383,66 |
| WALLIS AND FUTUNA ISLANDS | 2 868 | 0 | -100,00 | 2 506 | 0 | -100,00 |
| AMERICAN SAMOA | 75 920 | 125 680 | 65,54 | 26 856 | 41 271 | 53,68 |
| COOK ISLANDS | 1 080 | 3 486 | 222,78 | 8 908 | 2 495 | -71,99 |
| FIJI | 23 163 | 28 151 | 21,53 | 30 240 | 25 149 | -16,84 |
| SAMOA | 50 433 | 150 276 | 197,97 | 13 537 | 47 533 | 251,13 |
| SOLOMON ISLANDS | 655 | 0 | -100,00 | 68 | 0 | -100,00 |

TABEL 5. PERKEMBANGAN EKSPOR INDONESIA MENURUT KOMODITI DAN NEGARA TUJUAN

| JENIS BARANG | BERAT BERSIH (KG) | | PERUB % | NILAI FOB (US \$) | | PERUB % |
|-------------------------------|-------------------|--------------|------------|-------------------|--------------|------------|
| | JAN-SEP 2012 | JAN-SEP 2013 | | JAN-SEP 2012 | JAN-SEP 2013 | |
| | (1) | (2) | (3) | (4) | (5) | (6) |
| TONGA | 0 | 12 082 | - | 0 | 2 048 | - |
| TOKELAU | 0 | 183 | - | 0 | 5 381 | - |
| EAST TIMOR | 4 650 733 | 3 895 481 | -16,24 | 1 789 051 | 1 451 468 | -18,87 |
| UNITED STATES | 17 536 427 | 15 681 431 | -10,58 | 58 932 556 | 44 701 613 | -24,15 |
| CANADA | 1 348 950 | 702 953 | -47,89 | 2 229 959 | 2 058 842 | -7,67 |
| MEXICO | 30 118 | 191 011 | 534,21 | 49 645 | 177 347 | 257,23 |
| GUATEMALA | 1 261 | 0 | -100,00 | 2 757 | 0 | -100,00 |
| PANAMA | 204 485 | 179 386 | -12,27 | 69 736 | 64 809 | -7,07 |
| SURINAME | 3 815 | 3 955 | 3,67 | 5 427 | 2 591 | -52,26 |
| CHILE | 200 722 | 218 234 | 8,72 | 379 377 | 450 999 | 18,88 |
| VENEZUELA | 23 183 | 10 704 | -53,83 | 47 441 | 29 192 | -38,47 |
| ARGENTINA | 512 356 | 476 056 | -7,08 | 1 264 723 | 930 954 | -26,39 |
| BRAZIL | 62 712 | 198 370 | 216,32 | 91 737 | 227 301 | 147,77 |
| COLOMBIA | 169 931 | 490 758 | 188,80 | 289 703 | 353 661 | 22,08 |
| URUGUAY | 36 516 | 31 240 | -14,45 | 20 802 | 21 381 | 2,78 |
| PARAGUAY | 9 | 800 | 8 788,89 | 60 | 370 | 516,67 |
| ECUADOR | 2 547 | 0 | -100,00 | 1 654 | 0 | -100,00 |
| PERU | 61 423 | 21 768 | -64,56 | 90 248 | 46 054 | -48,97 |
| GUYANA | 137 | 0 | -100,00 | 138 | 0 | -100,00 |
| TRINIDAD AND TOBAGO | 32 196 | 24 510 | -23,87 | 15 000 | 8 491 | -43,39 |
| BAHAMAS | 0 | 1 309 | - | 0 | 995 | - |
| JAMAICA | 106 079 | 9 200 | -91,33 | 55 819 | 15 701 | -71,87 |
| PUERTO RICO | 121 195 | 536 | -99,56 | 91 447 | 54 | -99,94 |
| DOMINICAN REPUBLIC | 8 146 | 8 360 | 2,63 | 23 392 | 11 411 | -51,22 |
| COSTA RICA | 113 965 | 2 193 | -98,08 | 48 560 | 3 296 | -93,21 |
| HAITI | 0 | 92 534 | - | 0 | 20 310 | - |
| BARBADOS | 2 244 | 8 180 | 264,53 | 8 552 | 24 379 | 185,07 |
| ANTIGUA AND BARBUDA | 1 171 | 800 | -31,68 | 2 337 | 1 579 | -32,43 |
| ANGUILLA | 100 | 0 | -100,00 | 49 | 0 | -100,00 |
| ARUBA | 2 960 | 224 | -92,43 | 494 | 110 | -77,73 |
| BERMUDA | 312 | 312 | 0,00 | 152 | 535 | 251,97 |
| CAPE VERDE | 46 | 0 | -100,00 | 57 | 0 | -100,00 |
| CAYMAN ISLANDS | 65 | 55 | -15,38 | 7 | 8 | 14,29 |
| FRENCH GUIANA | 150 | 513 | 242,00 | 452 | 898 | 98,67 |
| FRENCH POLYNESIA | 116 667 | 32 954 | -71,75 | 38 939 | 14 923 | -61,68 |
| MARTINIQUE | 13 374 | 11 585 | -13,38 | 5 888 | 9 202 | 56,28 |
| NETHERLANDS ANTILLES | 2 564 | 1 018 | -60,30 | 2 447 | 8 207 | 235,39 |
| SAINT LUCIA | 110 | 0 | -100,00 | 115 | 0 | -100,00 |
| TURKS AND CAICOS ISLANDS | 50 | 2 352 | 4 604,00 | 1 031 | 25 743 | 2 396,90 |
| GUADELOUPE | 8 873 | 47 698 | 437,56 | 11 720 | 19 251 | 64,26 |
| SAINT KITTS AND NEVIS | 0 | 1 100 | - | 0 | 498 | - |
| UNITED KINGDOM | 5 168 480 | 5 933 222 | 14,80 | 12 282 572 | 11 717 455 | -4,60 |
| NETHERLANDS | 1 335 058 | 1 151 625 | -13,74 | 1 924 879 | 1 690 154 | -12,19 |
| FRANCE | 1 412 414 | 1 518 264 | 7,49 | 2 086 607 | 2 737 039 | 31,17 |
| GERMANY, FED. REP. OF | 1 227 346 | 752 983 | -38,65 | 3 910 836 | 2 477 577 | -36,65 |
| AUSTRIA | 10 105 | 8 956 | -11,37 | 24 824 | 20 752 | -16,40 |
| BELGIUM | 2 317 849 | 2 737 158 | 18,09 | 13 428 647 | 21 567 545 | 60,61 |
| SWITZERLAND | 10 080 | 67 684 | 571,47 | 27 798 | 212 996 | 666,23 |
| LUXEMBOURG | 269 | 0 | -100,00 | 2 658 | 0 | -100,00 |
| MONACO | 1 | 1 | 0,00 | 3 | 45 | 1 400,00 |
| DENMARK | 17 510 | 20 310 | 15,99 | 29 704 | 37 575 | 26,50 |
| NORWAY | 524 151 | 418 272 | -20,20 | 478 161 | 192 828 | -59,67 |
| SWEDEN | 570 490 | 514 673 | -9,78 | 517 102 | 412 134 | -20,30 |
| FINLAND | 593 727 | 738 073 | 24,31 | 2 979 204 | 3 823 847 | 28,35 |
| IRELAND | 225 439 | 306 547 | 35,98 | 565 404 | 657 535 | 16,29 |
| ITALY | 912 153 | 372 027 | -59,21 | 1 215 459 | 809 813 | -33,37 |
| SPAIN | 1 583 496 | 612 840 | -61,30 | 1 183 633 | 556 950 | -52,95 |
| PORTUGAL | 2 282 | 3 738 | 63,80 | 7 813 | 3 165 | -59,49 |
| GREECE | 121 118 | 49 557 | -59,08 | 161 049 | 115 927 | -28,02 |
| THE DEMOCRATIC REPUBLIC OF TH | 0 | 825 | - | 0 | 1 050 | - |
| HUNGARY | 11 682 | 6 031 | -48,37 | 23 214 | 6 824 | -70,60 |
| POLAND | 334 288 | 651 659 | 94,94 | 165 776 | 441 210 | 166,15 |
| ROMANIA | 11 151 | 51 727 | 363,88 | 43 628 | 80 405 | 84,30 |
| BULGARIA | 3 349 | 2 645 | -21,02 | 754 | 1 096 | 45,36 |
| ALBANIA | 2 100 | 25 063 | 1 093,48 | 158 | 6 200 | 3 824,05 |
| AZERBAIJAN | 1 310 | 7 422 | 466,56 | 25 197 | 89 516 | 255,26 |
| KAZAKHSTAN | 0 | 11 | - | 0 | 64 | - |
| MOLDOVA, REPUBLIC OF | 0 | 4 032 | - | 0 | 65 723 | - |
| UKRAINE | 1 085 | 1 749 | 61,20 | 819 | 13 681 | 1 570,45 |
| LITHUANIA | 30 298 | 5 848 | -80,70 | 130 032 | 63 069 | -51,50 |
| LATVIA | 38 | 54 003 | 142 013,16 | 69 | 120 048 | 173 882,61 |
| ESTONIA | 77 315 | 27 049 | -65,01 | 561 625 | 399 639 | -28,84 |
| GEORGIA | 600 | 1 405 | 134,17 | 1 017 | 970 | -4,62 |
| CROATIA | 4 312 | 34 832 | 707,79 | 3 172 | 19 890 | 527,05 |
| BOSNIA AND HERZEGOVINA | 0 | 47 334 | - | 0 | 17 360 | - |
| MALTA | 5 136 | 756 | -85,28 | 11 958 | 1 861 | -84,44 |
| SLOVAKIA | 102 552 | 0 | -100,00 | 67 858 | 0 | -100,00 |
| SLOVENIA | 3 062 | 4 444 | 45,13 | 3 764 | 5 666 | 50,53 |
| CZECH REPUBLIC | 217 255 | 348 059 | 60,21 | 82 824 | 466 544 | 463,30 |
| REP. OF MACEDONIA | 0 | 25 098 | - | 0 | 9 298 | - |

TABEL 5. PERKEMBANGAN EKSPOR INDONESIA MENURUT KOMODITI DAN NEGARA TUJUAN

| JENIS BARANG | BERAT BERSIH (KG) | | PERUB | NILAI FOB (US \$) | | PERUB |
|-------------------------------------|-------------------|----------------|---------------|----------------------|----------------------|---------------|
| | JAN-SEP 2012 | JAN-SEP 2013 | % | JAN-SEP 2012 | JAN-SEP 2013 | % |
| | (1) | (2) | (3) | (4) | (5) | (6) |
| RUSSIA FEDERATION | 254 997 | 338 663 | 32,81 | 613 080 | 636 071 | 3,75 |
| SERBIA | 1 200 | 965 | -19,58 | 1 917 | 5 672 | 195,88 |
| -EMAS BATANGAN | 28 434 | 23 665 | -16,77 | 1 516 109 177 | 1 099 870 524 | -27,45 |
| JAPAN | 22 | 28 | 27,27 | 1 174 853 | 1 348 153 | 14,75 |
| HONG KONG | 1 047 | 6 333 | 504,87 | 56 745 768 | 277 402 894 | 388,85 |
| TAIWAN | 201 | 851 | 323,38 | 9 978 627 | 39 327 142 | 294,11 |
| SINGAPORE | 3 500 | 6 950 | 98,57 | 182 595 745 | 339 618 441 | 85,99 |
| SOUTH AFRICA | 12 889 | 6 241 | -51,58 | 697 551 851 | 276 879 526 | -60,31 |
| AUSTRALIA | 10 775 | 3 262 | -69,73 | 568 062 333 | 165 294 368 | -70,90 |
| -PESAWAT UDARA DAN BAGIANNY, | 804 714 | 855 081 | 6,26 | 139 026 073 | 127 335 053 | -8,41 |
| JAPAN | 1 467 | 3 753 | 155,83 | 499 626 | 130 258 | -73,93 |
| HONG KONG | 9 359 | 90 031 | 861,97 | 277 425 | 2 633 456 | 849,25 |
| KOREA, REPUBLIC OF | 24 328 | 4 985 | -79,51 | 21 408 563 | 5 057 823 | -76,37 |
| TAIWAN | 8 916 | 7 141 | -19,91 | 1 538 805 | 539 166 | -64,96 |
| CHINA | 14 516 | 7 942 | -45,29 | 1 469 875 | 662 746 | -54,91 |
| PAPUA NEW GUINEA | 10 000 | 0 | -100,00 | 350 000 | 0 | -100,00 |
| THAILAND | 14 549 | 20 002 | 37,48 | 1 640 627 | 877 134 | -46,54 |
| SINGAPORE | 166 673 | 237 416 | 42,44 | 23 188 588 | 14 279 798 | -38,42 |
| PHILIPPINES | 22 116 | 358 | -98,38 | 613 281 | 127 052 | -79,28 |
| MALAYSIA | 108 172 | 46 848 | -56,69 | 20 620 217 | 5 278 625 | -74,40 |
| BRUNEI DARUSSALAM | 221 | 15 862 | 7 077,38 | 79 778 | 18 666 594 | 23 298,17 |
| LAO PEOPLE'S DEM. REP. | 300 | 0 | -100,00 | 8 800 | 0 | -100,00 |
| NEPAL | 95 | 50 | -47,37 | 10 000 | 26 229 | 162,29 |
| VIET NAM | 243 | 606 | 149,38 | 20 943 | 12 126 | -42,10 |
| INDIA | 9 061 | 15 227 | 68,05 | 704 078 | 681 088 | -3,27 |
| PAKISTAN | 160 | 85 | -46,88 | 467 430 | 246 123 | -47,35 |
| BANGLADESH | 395 | 855 | 116,46 | 18 400 | 70 000 | 280,43 |
| SRI LANKA | 612 | 24 730 | 3 940,85 | 8 000 | 554 417 | 6 830,21 |
| IRAN (ISLAMIC REPUBLIC OF) | 0 | 8 | - | 0 | 91 233 | - |
| SAUDI ARABIA | 4 166 | 2 340 | -43,83 | 1 241 876 | 535 486 | -56,88 |
| ISRAEL | 8 | 0 | -100,00 | 100 | 0 | -100,00 |
| KUWAIT | 52 | 5 | -90,38 | 530 | 47 510 | 8 864,15 |
| YEMEN | 673 | 233 | -65,38 | 22 000 | 2 680 | -87,82 |
| TURKEY | 3 | 1 410 | 46 900,00 | 15 991 | 95 727 | 498,63 |
| UNITED ARAB EMIRATES | 917 | 1 762 | 92,15 | 960 469 | 1 719 252 | 79,00 |
| QATAR | 216 | 26 | -87,96 | 7 561 | 3 054 | -59,61 |
| BAHRAIN | 709 | 7 | -99,01 | 27 317 | 1 500 | -94,51 |
| EGYPT | 11 | 0 | -100,00 | 845 | 0 | -100,00 |
| ALGERIA | 1 | 0 | -100,00 | 594 | 0 | -100,00 |
| KENYA | 127 | 18 | -85,83 | 28 100 | 3 000 | -89,32 |
| GUINEA | 29 | 0 | -100,00 | 15 983 | 0 | -100,00 |
| NIGERIA | 1 | 15 | 1 400,00 | 162 | 2 000 | 1 134,57 |
| SENEGAL | 23 | 34 | 47,83 | 24 878 | 56 800 | 128,31 |
| SEYCHELLES | 229 | 0 | -100,00 | 325 | 0 | -100,00 |
| COMOROS | 0 | 3 | - | 0 | 2 012 | - |
| MAURITIUS | 0 | 140 | - | 0 | 308 | - |
| AUSTRALIA | 5 996 | 5 955 | -0,68 | 634 911 | 1 774 630 | 179,51 |
| NEW ZEALAND | 390 | 630 | 61,54 | 875 | 259 540 | 29 561,71 |
| EAST TIMOR | 1 045 | 7 676 | 634,55 | 1 225 | 5 344 | 336,24 |
| UNITED STATES | 87 272 | 113 775 | 30,37 | 12 263 043 | 17 707 373 | 44,40 |
| CANADA | 7 870 | 6 403 | -18,64 | 1 936 564 | 345 391 | -82,16 |
| MEXICO | 123 | 0 | -100,00 | 23 066 | 0 | -100,00 |
| CHILE | 235 | 3 | -98,72 | 167 | 1 | -99,40 |
| VENEZUELA | 2 | 0 | -100,00 | 783 | 0 | -100,00 |
| BRAZIL | 24 | 401 | 1 570,83 | 21 633 | 1 001 323 | 4 528,68 |
| COLOMBIA | 506 | 0 | -100,00 | 8 235 | 0 | -100,00 |
| BOLIVIA | 27 | 0 | -100,00 | 14 386 | 0 | -100,00 |
| COSTA RICA | 153 | 0 | -100,00 | 494 | 0 | -100,00 |
| UNITED KINGDOM | 158 160 | 137 979 | -12,76 | 24 924 421 | 29 918 920 | 20,04 |
| NETHERLANDS | 37 504 | 6 983 | -81,38 | 4 826 075 | 685 401 | -85,80 |
| FRANCE | 24 489 | 36 348 | 48,43 | 3 591 344 | 8 727 818 | 143,02 |
| GERMANY, FED. REP. OF | 12 074 | 6 214 | -48,53 | 649 587 | 856 303 | 31,82 |
| AUSTRIA | 12 | 338 | 2 716,67 | 12 115 | 6 099 | -49,66 |
| BELGIUM | 1 654 | 1 435 | -13,24 | 283 340 | 427 236 | 50,79 |
| SWITZERLAND | 21 540 | 27 342 | 26,94 | 675 056 | 741 861 | 9,90 |
| LUXEMBOURG | 50 | 0 | -100,00 | 7 908 | 0 | -100,00 |
| DENMARK | 2 367 | 70 | -97,04 | 92 506 | 11 700 | -87,35 |
| NORWAY | 6 | 137 | 2 183,33 | 250 | 113 876 | 45 450,40 |
| SWEDEN | 7 | 2 341 | 33 342,86 | 2 862 | 24 168 | 744,44 |
| FINLAND | 74 | 7 | -90,54 | 79 334 | 1 199 | -98,49 |
| IRELAND | 7 152 | 1 179 | -83,52 | 1 194 878 | 180 940 | -84,86 |
| ITALY | 67 | 955 | 1 325,37 | 7 379 | 164 603 | 2 130,70 |
| SPAIN | 16 042 | 6 539 | -59,24 | 11 718 926 | 6 036 573 | -48,49 |
| PORTUGAL | 0 | 27 | - | 0 | 2 709 | - |
| ICELAND | 82 | 2 | -97,56 | 600 | 150 | -75,00 |
| GREECE | 126 | 0 | -100,00 | 7 550 | 0 | -100,00 |
| HUNGARY | 0 | 470 | - | 0 | 59 400 | - |
| ROMANIA | 90 | 1 100 | 1 122,22 | 2 000 | 669 841 | 33 392,05 |

TABEL 5. PERKEMBANGAN EKSPOR INDONESIA MENURUT KOMODITI DAN NEGARA TUJUAN

| JENIS BARANG | BERAT BERSIH (KG) | | PERUB | NILAI FOB (US \$) | | PERUB |
|------------------------------------|--------------------|--------------------|--------------|--------------------|--------------------|---------------|
| | JAN-SEP 2012 | JAN-SEP 2013 | % | JAN-SEP 2012 | JAN-SEP 2013 | % |
| | (1) | (2) | (3) | (4) | (5) | (6) |
| UKRAINE | 20 526 | 8 432 | -58,92 | 460 000 | 4 200 300 | 813,11 |
| ESTONIA | 0 | 9 | - | 0 | 450 | - |
| SLOVENIA | 0 | 16 | - | 0 | 300 | - |
| CZECH REPUBLIC | 22 | 0 | -100,00 | 100 | 0 | -100,00 |
| RUSSIA FEDERATION | 679 | 423 | -37,70 | 313 293 | 1 008 407 | 221,87 |
| -KAPAL LAUT DAN SEJENISNYA | 106 146 666 | 138 763 139 | 30,73 | 332 913 187 | 879 644 107 | 164,23 |
| JAPAN | 510 000 | 4 387 | -99,14 | 109 484 | 12 881 | -88,23 |
| HONG KONG | 1 594 870 | 1 010 | -99,94 | 20 675 129 | 36 459 | -99,82 |
| KOREA, REPUBLIC OF | 445 | 39 | -91,24 | 24 000 | 14 894 | -37,94 |
| CHINA | 1 008 | 26 918 | 2 570,44 | 993 747 | 56 284 | -94,34 |
| PAPUA NEW GUINEA | 500 | 0 | -100,00 | 1 656 | 0 | -100,00 |
| THAILAND | 126 046 | 418 173 | 231,76 | 481 796 | 12 648 156 | 2 525,21 |
| SINGAPORE | 82 553 649 | 103 442 327 | 25,30 | 222 116 476 | 727 084 323 | 227,34 |
| PHILIPPINES | 38 978 | 183 514 | 370,81 | 44 082 | 328 160 | 644,43 |
| MALAYSIA | 6 531 389 | 11 307 455 | 73,12 | 40 107 721 | 58 950 992 | 46,98 |
| MYANMAR | 0 | 3 188 454 | - | 0 | 9 112 126 | - |
| BRUNEI DARUSSALAM | 0 | 902 242 | - | 0 | 16 005 050 | - |
| VIET NAM | 321 162 | 504 468 | 57,08 | 992 884 | 5 356 316 | 439,47 |
| INDIA | 1 238 280 | 4 644 929 | 275,11 | 3 473 133 | 2 609 919 | -24,85 |
| BANGLADESH | 8 811 000 | 13 572 | -99,85 | 3 011 539 | 3 378 246 | 12,18 |
| SRI LANKA | 0 | 56 000 | - | 0 | 38 758 | - |
| ISRAEL | 322 608 | 0 | -100,00 | 7 728 405 | 0 | -100,00 |
| LEBANON | 315 | 0 | -100,00 | 182 700 | 0 | -100,00 |
| UNITED ARAB EMIRATES | 2 101 423 | 104 326 | -95,04 | 5 386 309 | 741 009 | -86,24 |
| QATAR | 5 080 | 0 | -100,00 | 84 619 | 0 | -100,00 |
| GHANA | 2 592 | 17 940 | 592,13 | 17 678 | 115 528 | 553,51 |
| CAMEROON | 5 037 | 0 | -100,00 | 2 738 | 0 | -100,00 |
| AUSTRALIA | 121 484 | 4 654 040 | 3 730,99 | 1 211 564 | 39 214 881 | 3 136,72 |
| NEW ZEALAND | 200 | 114 | -43,00 | 6 677 | 1 600 | -76,04 |
| EAST TIMOR | 2 796 | 13 930 | 398,21 | 5 201 | 49 814 | 857,78 |
| UNITED STATES | 3 671 | 9 204 965 | 250 648,16 | 105 164 | 3 120 089 | 2 866,88 |
| CANADA | 789 | 252 | -68,06 | 35 789 | 3 500 | -90,22 |
| MEXICO | 0 | 66 100 | - | 0 | 625 000 | - |
| SURINAME | 3 248 | 0 | -100,00 | 900 | 0 | -100,00 |
| ARGENTINA | 34 000 | 0 | -100,00 | 1 674 107 | 0 | -100,00 |
| BRAZIL | 1 501 000 | 0 | -100,00 | 3 239 466 | 0 | -100,00 |
| UNITED KINGDOM | 153 | 3 196 | 1 988,89 | 4 141 | 9 870 | 138,35 |
| NETHERLANDS | 299 585 | 1 034 | -99,65 | 20 941 927 | 20 094 | -99,90 |
| FRANCE | 9 450 | 1 224 | -87,05 | 135 356 | 35 414 | -73,84 |
| GERMANY, FED. REP. OF | 2 500 | 115 | -95,40 | 43 068 | 3 218 | -92,53 |
| BELGIUM | 3 403 | 2 035 | -40,20 | 74 231 | 51 124 | -31,13 |
| ITALY | 0 | 320 | - | 0 | 402 | - |
| SPAIN | 0 | 60 | - | 0 | 20 000 | - |
| GREECE | 5 | 0 | -100,00 | 1 500 | 0 | -100,00 |
| -PERLENGKAPAN OLAAHRAGA DAN | 29 255 707 | 34 041 992 | 16,36 | 336 619 059 | 418 643 858 | 24,37 |
| JAPAN | 697 636 | 761 088 | 9,10 | 22 629 113 | 21 686 816 | -4,16 |
| HONG KONG | 936 942 | 970 040 | 3,53 | 10 038 346 | 10 716 803 | 6,76 |
| KOREA, REPUBLIC OF | 319 904 | 328 825 | 2,79 | 2 831 303 | 2 792 169 | -1,38 |
| TAIWAN | 25 668 | 29 947 | 16,67 | 169 860 | 250 221 | 47,31 |
| CHINA | 278 860 | 366 171 | 31,31 | 3 501 945 | 10 112 966 | 188,78 |
| PAPUA NEW GUINEA | 6 317 | 12 608 | 99,59 | 56 519 | 21 008 | -62,83 |
| THAILAND | 27 397 | 88 656 | 223,60 | 290 633 | 721 423 | 148,22 |
| SINGAPORE | 424 264 | 418 070 | -1,46 | 8 256 800 | 23 466 596 | 184,21 |
| PHILIPPINES | 22 378 | 53 128 | 137,41 | 193 473 | 386 342 | 99,69 |
| MALAYSIA | 299 528 | 331 666 | 10,73 | 1 976 921 | 2 472 215 | 25,05 |
| BRUNEI DARUSSALAM | 4 187 | 5 343 | 27,61 | 21 365 | 19 145 | -10,39 |
| VIET NAM | 7 044 | 10 671 | 51,49 | 152 343 | 177 203 | 16,32 |
| MALDIVES | 1 358 | 3 814 | 180,85 | 8 667 | 21 653 | 149,83 |
| INDIA | 92 009 | 89 777 | -2,43 | 998 067 | 1 031 473 | 3,35 |
| PAKISTAN | 131 798 | 129 851 | -1,48 | 325 101 | 927 528 | 185,30 |
| BANGLADESH | 1 169 | 2 088 | 78,61 | 12 664 | 23 100 | 82,41 |
| SRI LANKA | 94 118 | 131 301 | 39,51 | 67 660 | 84 546 | 24,96 |
| IRAQ | 53 | 0 | -100,00 | 140 | 0 | -100,00 |
| IRAN (ISLAMIC REPUBLIC OF) | 9 900 | 3 195 | -67,73 | 42 489 | 2 829 | -93,34 |
| SAUDI ARABIA | 231 086 | 255 971 | 10,77 | 1 007 355 | 1 067 261 | 5,95 |
| ISRAEL | 30 726 | 38 532 | 25,41 | 261 310 | 341 414 | 30,65 |
| KUWAIT | 7 950 | 13 238 | 66,52 | 48 416 | 75 597 | 56,14 |
| JORDAN | 4 299 | 6 623 | 54,06 | 21 437 | 91 864 | 328,53 |
| LEBANON | 22 023 | 14 408 | -34,58 | 238 793 | 53 757 | -77,49 |
| YEMEN | 0 | 12 243 | - | 0 | 70 796 | - |
| OMAN | 90 | 1 | -98,89 | 1 499 | 10 | -99,33 |
| SYRIA ARAB REPUBLIC | 2 | 2 | 0,00 | 85 | 67 | -21,18 |
| TURKEY | 84 813 | 27 754 | -67,28 | 446 514 | 265 317 | -40,58 |
| UNITED ARAB EMIRATES | 229 449 | 179 096 | -21,95 | 1 988 528 | 1 728 160 | -13,09 |
| BAHRAIN | 162 | 0 | -100,00 | 2 402 | 0 | -100,00 |
| CYPRUS | 1 192 | 375 | -68,54 | 16 106 | 5 059 | -68,59 |
| EGYPT | 5 551 | 15 736 | 183,48 | 52 035 | 218 187 | 319,31 |
| LIBYAN ARAB JAMAHIRIYA | 1 864 | 3 317 | 77,95 | 36 968 | 22 635 | -38,77 |

TABEL 5. PERKEMBANGAN EKSPOR INDONESIA MENURUT KOMODITI DAN NEGARA TUJUAN

| JENIS BARANG | BERAT BERSIH (KG) | | PERUB | NILAI FOB (US \$) | | PERUB |
|--------------------------|-------------------|--------------|----------|-------------------|--------------|----------|
| | JAN-SEP 2012 | JAN-SEP 2013 | % | JAN-SEP 2012 | JAN-SEP 2013 | % |
| | (1) | (2) | (3) | (4) | (5) | (6) |
| MOROCCO | 5 026 | 8 287 | 64,88 | 87 782 | 117 299 | 33,63 |
| TUNISIA | 613 | 0 | -100,00 | 5 894 | 0 | -100,00 |
| ALGERIA | 4 290 | 0 | -100,00 | 39 234 | 0 | -100,00 |
| SUDAN | 10 590 | 0 | -100,00 | 100 093 | 0 | -100,00 |
| TANZANIA, UNITED REP. OF | 57 | 2 915 | 5 014,04 | 122 | 965 | 690,98 |
| MADAGASCAR | 5 | 0 | -100,00 | 90 | 0 | -100,00 |
| KENYA | 20 | 1 109 | 5 445,00 | 330 | 8 100 | 2 354,55 |
| REUNION | 24 | 0 | -100,00 | 74 | 0 | -100,00 |
| TOGO | 770 | 2 720 | 253,25 | 539 | 1 748 | 224,30 |
| GHANA | 0 | 15 471 | - | 0 | 195 426 | - |
| GUINEA | 1 | 0 | -100,00 | 4 | 0 | -100,00 |
| ANGOLA | 0 | 63 | - | 0 | 917 | - |
| CAMEROON | 631 | 305 | -51,66 | 342 | 1 391 | 306,73 |
| NIGERIA | 8 004 | 12 254 | 53,10 | 78 670 | 143 641 | 82,59 |
| COTE D'IVOIRE | 0 | 20 | - | 0 | 32 | - |
| MALI | 0 | 29 | - | 0 | 1 800 | - |
| GAMBIA | 0 | 70 | - | 0 | 987 | - |
| SOUTH AFRICA | 108 447 | 124 687 | 14,98 | 1 256 721 | 1 097 290 | -12,69 |
| MAURITIUS | 2 512 | 665 | -73,53 | 46 420 | 21 069 | -54,61 |
| AUSTRALIA | 1 176 215 | 1 021 386 | -13,16 | 11 500 388 | 12 093 004 | 5,15 |
| NEW ZEALAND | 101 216 | 280 730 | 177,36 | 597 634 | 1 371 979 | 129,57 |
| GUAM | 250 | 2 | -99,20 | 1 804 | 65 | -96,40 |
| NEW CALEDONIA | 140 | 0 | -100,00 | 3 844 | 0 | -100,00 |
| FIJI | 1 855 | 1 588 | -14,39 | 18 635 | 16 564 | -11,11 |
| KIRIBATI | 0 | 20 | - | 0 | 773 | - |
| TONGA | 1 463 | 0 | -100,00 | 6 137 | 0 | -100,00 |
| EAST TIMOR | 149 573 | 72 800 | -51,33 | 256 155 | 144 856 | -43,45 |
| UNITED STATES | 10 705 410 | 12 344 756 | 15,31 | 121 836 579 | 148 580 328 | 21,95 |
| CANADA | 587 334 | 738 120 | 25,67 | 5 877 969 | 8 378 284 | 42,54 |
| MEXICO | 788 288 | 1 080 578 | 37,08 | 9 305 908 | 12 435 356 | 33,63 |
| GUATEMALA | 0 | 2 787 | - | 0 | 36 746 | - |
| PANAMA | 34 996 | 99 817 | 185,22 | 550 644 | 972 538 | 76,62 |
| SURINAME | 2 438 | 95 | -96,10 | 1 825 | 1 843 | 0,99 |
| CHILE | 165 066 | 178 948 | 8,41 | 2 048 015 | 2 089 455 | 2,02 |
| VENEZUELA | 33 426 | 123 221 | 268,64 | 363 982 | 1 354 372 | 272,10 |
| ARGENTINA | 46 553 | 63 309 | 35,99 | 497 272 | 561 131 | 12,84 |
| BRAZIL | 962 918 | 1 145 105 | 18,92 | 10 593 796 | 11 759 690 | 11,01 |
| COLOMBIA | 20 139 | 36 240 | 79,95 | 326 368 | 514 750 | 57,72 |
| BOLIVIA | 0 | 103 | - | 0 | 2 775 | - |
| URUGUAY | 1 214 | 3 624 | 198,52 | 12 149 | 37 823 | 211,33 |
| PARAGUAY | 0 | 4 488 | - | 0 | 38 772 | - |
| ECUADOR | 11 919 | 22 874 | 91,91 | 121 248 | 235 878 | 94,54 |
| PERU | 111 586 | 138 942 | 24,52 | 1 238 321 | 1 615 520 | 30,46 |
| GUYANA | 306 | 0 | -100,00 | 2 722 | 0 | -100,00 |
| PUERTO RICO | 844 | 66 | -92,18 | 11 094 | 1 217 | -89,03 |
| EL SALVADOR | 13 276 | 7 023 | -47,10 | 150 537 | 90 461 | -39,91 |
| COSTA RICA | 0 | 165 | - | 0 | 2 127 | - |
| FRENCH POLYNESIA | 1 848 | 895 | -51,57 | 37 317 | 21 544 | -42,27 |
| NETHERLANDS ANTILLES | 5 | 0 | -100,00 | 165 | 0 | -100,00 |
| GUADELOUPE | 0 | 45 | - | 0 | 1 736 | - |
| SAINT KITTS AND NEVIS | 0 | 60 | - | 0 | 1 389 | - |
| UNITED KINGDOM | 2 988 528 | 3 524 321 | 17,93 | 27 962 136 | 33 356 091 | 19,29 |
| NETHERLANDS | 1 287 543 | 1 612 239 | 25,22 | 14 683 549 | 18 484 469 | 25,89 |
| FRANCE | 1 603 829 | 1 685 584 | 5,10 | 18 957 086 | 20 374 534 | 7,48 |
| GERMANY, FED. REP. OF | 1 150 725 | 1 216 717 | 5,73 | 14 641 053 | 17 096 628 | 16,77 |
| AUSTRIA | 65 902 | 69 391 | 5,29 | 969 091 | 788 029 | -18,68 |
| BELGIUM | 340 454 | 594 067 | 74,49 | 2 250 926 | 4 226 897 | 87,78 |
| SWITZERLAND | 39 261 | 50 608 | 28,90 | 397 300 | 1 148 975 | 189,20 |
| MONACO | 0 | 68 | - | 0 | 6 133 | - |
| DENMARK | 155 657 | 158 247 | 1,66 | 2 093 958 | 2 070 717 | -1,11 |
| NORWAY | 12 576 | 9 542 | -24,13 | 96 447 | 172 317 | 78,66 |
| SWEDEN | 239 882 | 191 812 | -20,04 | 2 069 971 | 1 875 674 | -9,39 |
| FINLAND | 21 674 | 9 661 | -55,43 | 202 699 | 168 840 | -16,70 |
| IRELAND | 20 038 | 39 144 | 95,35 | 199 591 | 445 845 | 123,38 |
| ITALY | 698 087 | 697 856 | -0,03 | 9 462 588 | 8 713 433 | -7,92 |
| SPAIN | 250 639 | 209 968 | -16,23 | 3 306 522 | 2 616 503 | -20,87 |
| PORTUGAL | 6 314 | 11 476 | 81,75 | 59 763 | 169 947 | 184,37 |
| ICELAND | 1 107 | 1 181 | 6,68 | 14 961 | 15 971 | 6,75 |
| GREECE | 293 528 | 295 376 | 0,63 | 3 474 754 | 3 199 938 | -7,91 |
| HUNGARY | 7 798 | 48 575 | 522,92 | 90 510 | 483 481 | 434,17 |
| POLAND | 72 188 | 67 347 | -6,71 | 1 023 782 | 892 902 | -12,78 |
| ROMANIA | 5 662 | 1 564 | -72,38 | 74 101 | 18 199 | -75,44 |
| BULGARIA | 2 223 | 4 304 | 93,61 | 42 456 | 55 865 | 31,58 |
| AZERBAIJAN | 0 | 5 958 | - | 0 | 72 795 | - |
| BELARUS | 0 | 6 733 | - | 0 | 77 119 | - |
| KAZAKHSTAN | 0 | 1 607 | - | 0 | 21 802 | - |
| UKRAINE | 63 881 | 42 350 | -33,70 | 781 806 | 495 810 | -36,58 |
| LITHUANIA | 46 896 | 81 327 | 73,42 | 688 933 | 1 074 488 | 55,96 |
| LATVIA | 225 863 | 248 588 | 10,06 | 2 932 984 | 2 596 037 | -11,49 |
| ESTONIA | 36 939 | 70 251 | 90,18 | 457 115 | 836 359 | 82,96 |

TABEL 5. PERKEMBANGAN EKSPOR INDONESIA MENURUT KOMODITI DAN NEGARA TUJUAN

| JENIS BARANG | BERAT BERSIH (KG) | | PERUB | NILAI FOB (US \$) | | PERUB |
|----------------------------|-------------------|-------------------|--------------|-------------------|-------------------|--------------|
| | JAN-SEP 2012 | JAN-SEP 2013 | % | JAN-SEP 2012 | JAN-SEP 2013 | % |
| | (1) | (2) | (3) | (4) | (5) | (6) |
| GEORGIA | 1 542 | 0 | -100,00 | 27 191 | 0 | -100,00 |
| CROATIA | 17 974 | 10 187 | -43,32 | 85 191 | 42 322 | -50,32 |
| BOSNIA AND HERZEGOVINA | 0 | 7 | - | 0 | 135 | - |
| MALTA | 4 | 337 | 8 325,00 | 82 | 3 747 | 4 469,51 |
| SLOVAKIA | 6 073 | 4 271 | -29,67 | 58 653 | 65 668 | 11,96 |
| SLOVENIA | 3 959 | 28 798 | 627,41 | 57 725 | 187 090 | 224,11 |
| CZECH REPUBLIC | 292 183 | 463 962 | 58,79 | 3 801 161 | 5 708 099 | 50,17 |
| RUSSIA FEDERATION | 237 773 | 738 650 | 210,65 | 2 983 294 | 8 275 148 | 177,38 |
| SERBIA | 0 | 1 | - | 0 | 50 | - |
| -PENA DAN PENSIL | 9 799 781 | 11 049 329 | 12,75 | 87 508 599 | 83 389 811 | -4,71 |
| JAPAN | 137 036 | 111 503 | -18,63 | 1 974 481 | 1 309 169 | -33,70 |
| HONG KONG | 39 366 | 63 092 | 60,27 | 577 321 | 701 343 | 21,48 |
| KOREA, REPUBLIC OF | 71 558 | 55 070 | -23,04 | 797 611 | 620 553 | -22,20 |
| TAIWAN | 32 356 | 52 747 | 63,02 | 427 197 | 613 278 | 43,56 |
| CHINA | 107 830 | 160 933 | 49,25 | 1 272 858 | 2 013 791 | 58,21 |
| PAPUA NEW GUINEA | 3 171 | 222 | -93,00 | 4 444 | 1 785 | -59,83 |
| THAILAND | 216 805 | 141 138 | -34,90 | 2 636 419 | 1 794 031 | -31,95 |
| SINGAPORE | 112 220 | 351 524 | 213,25 | 1 457 696 | 3 772 047 | 158,77 |
| PHILIPPINES | 341 748 | 216 143 | -36,75 | 3 113 301 | 2 362 528 | -24,12 |
| MALAYSIA | 536 824 | 375 919 | -29,97 | 6 095 499 | 4 447 374 | -27,04 |
| MYANMAR | 0 | 5 | - | 0 | 1 400 | - |
| CAMBODIA | 95 | 15 | -84,21 | 262 | 9 | -96,56 |
| BRUNEI DARUSSALAM | 0 | 581 | - | 0 | 1 121 | - |
| VIET NAM | 69 767 | 94 510 | 35,47 | 539 100 | 614 108 | 13,91 |
| MALDIVES | 2 100 | 12 455 | 493,10 | 20 254 | 136 425 | 573,57 |
| INDIA | 11 147 | 18 590 | 66,77 | 180 370 | 311 856 | 72,90 |
| PAKISTAN | 22 112 | 30 834 | 39,44 | 205 419 | 270 448 | 31,66 |
| BANGLADESH | 88 621 | 77 567 | -12,47 | 917 986 | 836 310 | -8,90 |
| SRI LANKA | 3 | 0 | -100,00 | 14 | 0 | -100,00 |
| IRAQ | 13 | 0 | -100,00 | 289 | 0 | -100,00 |
| IRAN (ISLAMIC REPUBLIC OF) | 321 019 | 109 501 | -65,89 | 3 321 177 | 1 226 205 | -63,08 |
| SAUDI ARABIA | 1 158 317 | 407 525 | -64,82 | 12 246 884 | 5 021 056 | -59,00 |
| ISRAEL | 1 308 | 1 876 | 43,43 | 14 642 | 36 027 | 146,05 |
| KUWAIT | 43 160 | 70 899 | 64,27 | 1 036 537 | 774 935 | -25,24 |
| JORDAN | 360 | 2 636 | 632,22 | 6 487 | 52 928 | 715,91 |
| LEBANON | 61 922 | 65 605 | 5,95 | 573 612 | 604 347 | 5,36 |
| OMAN | 14 790 | 40 488 | 173,75 | 169 363 | 474 392 | 180,10 |
| SYRIA ARAB REPUBLIC | 17 430 | 65 | -99,63 | 176 906 | 1 445 | -99,18 |
| TURKEY | 260 071 | 342 864 | 31,83 | 1 843 563 | 2 076 078 | 12,61 |
| UNITED ARAB EMIRATES | 115 734 | 174 187 | 50,51 | 1 353 765 | 2 124 282 | 56,92 |
| QATAR | 53 478 | 35 899 | -32,87 | 628 667 | 395 349 | -37,11 |
| BAHRAIN | 34 720 | 26 371 | -24,05 | 421 678 | 308 185 | -26,91 |
| EGYPT | 146 077 | 91 556 | -37,32 | 1 338 321 | 805 323 | -39,83 |
| MOROCCO | 27 033 | 22 651 | -16,21 | 284 369 | 237 259 | -16,57 |
| KENYA | 0 | 46 219 | - | 0 | 280 537 | - |
| TOGO | 57 720 | 0 | -100,00 | 38 343 | 0 | -100,00 |
| ANGOLA | 66 | 51 | -22,73 | 600 | 567 | -5,50 |
| CAMEROON | 264 | 0 | -100,00 | 1 641 | 0 | -100,00 |
| GABON | 19 837 | 0 | -100,00 | 173 050 | 0 | -100,00 |
| COTE D'IVOIRE | 231 699 | 0 | -100,00 | 142 188 | 0 | -100,00 |
| SOUTH AFRICA | 82 421 | 76 391 | -7,32 | 380 968 | 467 026 | 22,59 |
| AUSTRALIA | 257 726 | 482 207 | 87,10 | 1 903 980 | 3 521 194 | 84,94 |
| NEW ZEALAND | 46 684 | 51 680 | 10,70 | 451 841 | 451 913 | 0,02 |
| GUAM | 0 | 46 | - | 0 | 20 | - |
| FIJI | 1 169 | 1 587 | 35,76 | 15 012 | 7 141 | -52,43 |
| EAST TIMOR | 109 497 | 128 627 | 17,47 | 298 171 | 154 396 | -48,22 |
| UNITED STATES | 2 734 016 | 4 581 491 | 67,57 | 20 031 491 | 22 625 234 | 12,95 |
| CANADA | 167 475 | 377 964 | 125,68 | 1 130 105 | 1 547 867 | 36,97 |
| MEXICO | 490 540 | 708 094 | 44,35 | 4 937 700 | 6 746 473 | 36,63 |
| GUATEMALA | 0 | 8 500 | - | 0 | 80 414 | - |
| CHILE | 8 690 | 8 420 | -3,11 | 60 497 | 71 610 | 18,37 |
| VENEZUELA | 135 609 | 59 927 | -55,81 | 1 075 621 | 503 628 | -53,18 |
| ARGENTINA | 1 978 | 9 232 | 366,73 | 27 526 | 167 082 | 507,00 |
| BRAZIL | 32 670 | 32 670 | 0,00 | 205 286 | 205 506 | 0,11 |
| COLOMBIA | 418 710 | 322 855 | -22,89 | 4 250 139 | 3 126 467 | -26,44 |
| ECUADOR | 27 802 | 36 079 | 29,77 | 230 153 | 304 042 | 32,10 |
| PERU | 0 | 214 | - | 0 | 1 628 | - |
| PUERTO RICO | 0 | 6 936 | - | 0 | 74 244 | - |
| EL SALVADOR | 6 813 | 11 604 | 70,32 | 67 841 | 105 868 | 56,05 |
| COSTA RICA | 12 973 | 13 554 | 4,48 | 106 484 | 134 783 | 26,58 |
| GUADELOUPE | 0 | 50 | - | 0 | 62 | - |
| UNITED KINGDOM | 98 789 | 79 497 | -19,53 | 775 664 | 609 661 | -21,40 |
| NETHERLANDS | 225 900 | 322 417 | 42,73 | 1 671 982 | 2 778 752 | 66,20 |
| FRANCE | 34 685 | 35 877 | 3,44 | 319 113 | 309 443 | -3,03 |
| GERMANY, FED. REP. OF | 274 542 | 299 503 | 9,09 | 2 355 058 | 2 740 564 | 16,37 |
| BELGIUM | 9 027 | 5 574 | -38,25 | 85 350 | 51 197 | -40,02 |
| SWITZERLAND | 0 | 30 | - | 0 | 94 | - |
| DENMARK | 5 983 | 0 | -100,00 | 65 696 | 0 | -100,00 |
| NORWAY | 4 949 | 2 805 | -43,32 | 68 187 | 29 993 | -56,01 |

TABEL 5. PERKEMBANGAN EKSPOR INDONESIA MENURUT KOMODITI DAN NEGARA TUJUAN

| JENIS BARANG | BERAT BERSIH (KG) | | PERUB | NILAI FOB (US \$) | | PERUB |
|---------------------------------------|-------------------|------------------|-----------------|-------------------|-------------------|------------------|
| | JAN-SEP 2012 | JAN-SEP 2013 | % | JAN-SEP 2012 | JAN-SEP 2013 | % |
| (1) | (2) | (3) | (4) | (5) | (6) | (7) |
| SWEDEN | 85 397 | 64 887 | -24,02 | 913 936 | 711 847 | -22,11 |
| FINLAND | 1 159 | 76 | -93,44 | 7 379 | 1 819 | -75,35 |
| IRELAND | 20 865 | 17 949 | -13,98 | 336 834 | 272 511 | -19,10 |
| ITALY | 37 040 | 37 346 | 0,83 | 487 838 | 517 717 | 6,12 |
| SPAIN | 22 016 | 24 728 | 12,32 | 227 678 | 258 078 | 13,35 |
| PORTUGAL | 9 127 | 1 653 | -81,89 | 69 384 | 14 398 | -79,25 |
| THE DEMOCRATIC REPUBLIC OF TH | 0 | 60 | - | 0 | 756 | - |
| HUNGARY | 3 808 | 3 781 | -0,71 | 99 958 | 106 933 | 6,98 |
| GEORGIA | 0 | 70 | - | 0 | 1 249 | - |
| MALTA | 293 | 543 | 85,32 | 5 136 | 10 034 | 95,37 |
| CZECH REPUBLIC | 73 651 | 33 029 | -55,15 | 854 277 | 451 621 | -47,13 |
| RUSSIA FEDERATION | 0 | 135 | - | 0 | 55 | - |
| -BATU SEMI PERMATA | 40 | 593 | 1 382,50 | 4 159 | 434 755 | 10 353,35 |
| JAPAN | 0 | 123 | - | 0 | 315 073 | - |
| HONG KONG | 0 | 430 | - | 0 | 104 114 | - |
| SINGAPORE | 0 | 33 | - | 0 | 5 940 | - |
| MALAYSIA | 0 | 5 | - | 0 | 9 573 | - |
| UNITED STATES | 2 | 2 | 0,00 | 3 909 | 55 | -98,59 |
| CANADA | 3 | 0 | -100,00 | 222 | 0 | -100,00 |
| SPAIN | 35 | 0 | -100,00 | 28 | 0 | -100,00 |
| -KOPER, TAS, DOMPET PLASTIK/TE | 9 654 130 | 9 369 440 | -2,95 | 91 886 033 | 90 012 231 | -2,04 |
| JAPAN | 828 636 | 786 696 | -5,06 | 8 494 381 | 8 037 278 | -5,38 |
| HONG KONG | 135 743 | 146 199 | 7,70 | 2 316 364 | 3 239 167 | 39,84 |
| KOREA, REPUBLIC OF | 148 520 | 225 551 | 51,87 | 983 936 | 1 884 228 | 91,50 |
| TAIWAN | 33 656 | 47 711 | 41,76 | 182 255 | 333 248 | 82,85 |
| CHINA | 289 022 | 251 591 | -12,95 | 4 295 382 | 2 729 020 | -36,47 |
| PAPUA NEW GUINEA | 1 160 | 1 | -99,91 | 8 523 | 8 | -99,91 |
| THAILAND | 75 522 | 60 565 | -19,80 | 706 072 | 557 497 | -21,04 |
| SINGAPORE | 147 554 | 202 498 | 37,24 | 3 030 736 | 3 441 854 | 13,56 |
| PHILIPPINES | 127 888 | 170 279 | 33,15 | 1 446 746 | 1 916 006 | 32,44 |
| MALAYSIA | 112 818 | 160 822 | 42,55 | 1 202 486 | 1 893 277 | 57,45 |
| CAMBODIA | 43 | 65 | 51,16 | 50 | 2 623 | 5 146,00 |
| BRUNEI DARUSSALAM | 3 975 | 2 996 | -24,63 | 12 423 | 18 226 | 46,71 |
| VIET NAM | 33 319 | 19 959 | -40,10 | 486 448 | 286 367 | -41,13 |
| MALDIVES | 586 | 137 | -76,62 | 16 106 | 821 | -94,90 |
| INDIA | 64 312 | 69 522 | 8,10 | 446 128 | 517 979 | 16,11 |
| PAKISTAN | 6 900 | 276 | -96,00 | 49 915 | 4 642 | -90,70 |
| BANGLADESH | 5 994 | 30 616 | 410,78 | 14 933 | 95 001 | 536,18 |
| SRI LANKA | 27 788 | 17 744 | -36,15 | 28 619 | 32 832 | 14,72 |
| SAUDI ARABIA | 69 784 | 54 123 | -22,44 | 438 372 | 344 845 | -21,34 |
| ISRAIL | 3 272 | 11 390 | 248,11 | 66 356 | 168 270 | 153,59 |
| JORDAN | 447 | 127 | -71,59 | 2 150 | 5 973 | 177,81 |
| LEBANON | 143 | 0 | -100,00 | 582 | 0 | -100,00 |
| OMAN | 1 | 0 | -100,00 | 3 | 0 | -100,00 |
| TURKEY | 13 570 | 10 541 | -22,32 | 225 755 | 228 778 | 1,34 |
| UNITED ARAB EMIRATES | 369 824 | 328 416 | -11,20 | 2 539 027 | 3 099 888 | 22,09 |
| QATAR | 1 231 | 660 | -46,39 | 13 246 | 6 138 | -53,66 |
| BAHRAIN | 475 | 0 | -100,00 | 1 052 | 0 | -100,00 |
| EGYPT | 3 293 | 5 643 | 71,36 | 33 428 | 58 969 | 76,41 |
| MOROCCO | 15 418 | 14 153 | -8,20 | 222 705 | 182 066 | -18,25 |
| ALGERIA | 0 | 1 376 | - | 0 | 5 350 | - |
| MADAGASCAR | 416 | 34 | -91,83 | 1 554 | 140 | -90,99 |
| KENYA | 1 | 670 | 66 900,00 | 9 | 15 549 | 172 666,67 |
| REUNION | 1 142 | 745 | -34,76 | 8 755 | 3 070 | -64,93 |
| TOGO | 1 102 | 0 | -100,00 | 70 | 0 | -100,00 |
| LIBERIA | 0 | 10 | - | 0 | 25 | - |
| NIGERIA | 300 | 0 | -100,00 | 310 | 0 | -100,00 |
| COTE D'IVOIRE | 0 | 856 | - | 0 | 200 | - |
| SEYCHELLES | 613 | 50 | -91,84 | 3 161 | 2 009 | -36,44 |
| UGANDA | 360 | 0 | -100,00 | 137 | 0 | -100,00 |
| SOUTH AFRICA | 249 446 | 275 438 | 10,42 | 1 137 139 | 1 445 375 | 27,11 |
| MAURITIUS | 527 | 783 | 48,58 | 1 627 | 2 976 | 82,91 |
| VIRGIN ISLANDS (BRITISH) | 55 | 107 | 94,55 | 1 796 | 2 115 | 17,76 |
| AUSTRALIA | 184 793 | 213 575 | 15,58 | 2 044 195 | 2 438 689 | 19,30 |
| NEW ZEALAND | 27 246 | 22 437 | -17,65 | 167 985 | 101 469 | -39,60 |
| GUAM | 864 | 1 112 | 28,70 | 10 132 | 13 728 | 35,49 |
| PALAU | 20 | 0 | -100,00 | 80 | 0 | -100,00 |
| NEW CALEDONIA | 1 071 | 1 154 | 7,75 | 10 648 | 8 353 | -21,55 |
| VANUATU | 274 | 104 | -62,04 | 573 | 409 | -28,62 |
| WALLIS AND FUTUNA ISLANDS | 350 | 0 | -100,00 | 2 208 | 0 | -100,00 |
| COOK ISLANDS | 5 | 0 | -100,00 | 450 | 0 | -100,00 |
| FIJI | 224 | 416 | 85,71 | 4 365 | 7 197 | 64,88 |
| TONGA | 0 | 100 | - | 0 | 1 365 | - |
| EAST TIMOR | 24 255 | 17 910 | -26,16 | 20 301 | 12 638 | -37,75 |
| UNITED STATES | 2 532 610 | 2 371 059 | -6,38 | 24 109 606 | 22 652 378 | -6,04 |
| CANADA | 148 098 | 206 457 | 39,41 | 1 718 538 | 2 320 775 | 35,04 |
| MEXICO | 174 866 | 223 102 | 27,58 | 1 221 289 | 1 590 274 | 30,21 |
| GUATEMALA | 0 | 4 | - | 0 | 200 | - |

TABEL 5. PERKEMBANGAN EKSPOR INDONESIA MENURUT KOMODITI DAN NEGARA TUJUAN

| JENIS BARANG | BERAT BERSIH (KG) | | PERUB | NILAI FOB (US \$) | | PERUB |
|---------------------------------|-------------------|----------------|-------------|--------------------|--------------------|-------------|
| | JAN-SEP 2012 | JAN-SEP 2013 | % | JAN-SEP 2012 | JAN-SEP 2013 | % |
| | (1) | (2) | (3) | (4) | (5) | (6) |
| NICARAGUA | 28 | 0 | -100,00 | 250 | 0 | -100,00 |
| PANAMA | 100 579 | 81 793 | -18,68 | 733 455 | 747 467 | 1,91 |
| CUBA | 0 | 55 | - | 0 | 1 606 | - |
| SURINAME | 1 397 | 106 | -92,41 | 17 231 | 1 038 | -93,98 |
| CHILE | 78 938 | 75 266 | -4,65 | 823 830 | 551 295 | -33,08 |
| VENEZUELA | 80 | 3 474 | 4 242,50 | 360 | 55 558 | 15 332,78 |
| ARGENTINA | 70 757 | 39 357 | -44,38 | 355 969 | 292 441 | -17,85 |
| BRAZIL | 157 968 | 198 144 | 25,43 | 745 778 | 1 044 838 | 40,10 |
| COLOMBIA | 546 | 389 | -28,75 | 5 499 | 2 373 | -56,85 |
| URUGUAY | 31 323 | 15 502 | -50,51 | 174 463 | 96 631 | -44,61 |
| PARAGUAY | 824 | 605 | -26,58 | 17 224 | 11 364 | -34,02 |
| ECUADOR | 9 266 | 0 | -100,00 | 29 235 | 0 | -100,00 |
| PERU | 11 040 | 26 700 | 141,85 | 68 643 | 197 458 | 187,66 |
| JAMAICA | 1 | 0 | -100,00 | 1 | 0 | -100,00 |
| PUERTO RICO | 165 | 341 | 106,67 | 1 692 | 2 764 | 63,36 |
| DOMINICAN REPUBLIC | 214 | 218 | 1,87 | 2 273 | 389 | -82,89 |
| COSTA RICA | 458 | 199 | -56,55 | 2 595 | 393 | -84,86 |
| BARBADOS | 41 | 8 | -80,49 | 1 310 | 342 | -73,89 |
| BERMUDA | 361 | 591 | 63,71 | 3 538 | 4 035 | 14,05 |
| FRENCH POLYNESIA | 198 | 92 | -53,54 | 535 | 2 028 | 279,07 |
| MARTINIQUE | 281 | 10 | -96,44 | 1 096 | 64 | -94,16 |
| NETHERLANDS ANTILLES | 701 | 331 | -52,78 | 9 783 | 7 239 | -26,00 |
| GUADELOUPE | 80 | 556 | 595,00 | 141 | 3 954 | 2 704,26 |
| UNITED KINGDOM | 296 238 | 276 614 | -6,62 | 1 700 214 | 2 110 630 | 24,14 |
| NETHERLANDS | 92 862 | 120 096 | 29,33 | 1 966 588 | 3 386 526 | 72,20 |
| FRANCE | 131 849 | 36 667 | -72,19 | 940 050 | 652 616 | -30,58 |
| GERMANY, FED. REP. OF | 296 310 | 307 587 | 3,81 | 2 872 033 | 3 035 209 | 5,68 |
| AUSTRIA | 411 | 138 | -66,42 | 5 837 | 1 034 | -82,29 |
| BELGIUM | 1 737 659 | 1 372 445 | -21,02 | 9 207 132 | 4 941 219 | -46,33 |
| SWITZERLAND | 7 445 | 11 136 | 49,58 | 68 755 | 81 052 | 17,89 |
| MONACO | 1 955 | 1 525 | -21,99 | 40 066 | 28 425 | -29,05 |
| DENMARK | 5 811 | 941 | -83,81 | 43 722 | 3 831 | -91,24 |
| NORWAY | 1 898 | 92 084 | 4 751,63 | 15 452 | 224 118 | 1 350,41 |
| SWEDEN | 17 909 | 2 638 | -85,27 | 137 536 | 102 011 | -25,83 |
| FINLAND | 3 040 | 919 | -69,77 | 66 166 | 8 476 | -87,19 |
| IRELAND | 1 299 | 573 | -55,89 | 6 930 | 8 268 | 19,31 |
| ITALY | 584 126 | 597 757 | 2,33 | 13 263 622 | 11 681 577 | -11,93 |
| SPAIN | 87 653 | 46 518 | -46,93 | 483 501 | 366 197 | -24,26 |
| PORTUGAL | 538 | 1 557 | 189,41 | 2 822 | 12 524 | 343,80 |
| GREECE | 11 323 | 12 253 | 8,21 | 72 211 | 137 211 | 90,01 |
| HUNGARY | 10 | 1 694 | 16 840,00 | 13 | 7 287 | 55 953,85 |
| POLAND | 5 407 | 2 569 | -52,49 | 16 475 | 10 326 | -37,32 |
| ROMANIA | 278 | 190 | -31,65 | 1 162 | 775 | -33,30 |
| BULGARIA | 685 | 11 | -98,39 | 4 173 | 103 | -97,53 |
| AZERBAIJAN | 23 | 0 | -100,00 | 64 | 0 | -100,00 |
| BELARUS | 5 | 0 | -100,00 | 14 | 0 | -100,00 |
| KAZAKHSTAN | 1 | 0 | -100,00 | 1 919 | 0 | -100,00 |
| UKRAINE | 1 279 | 1 697 | 32,68 | 16 022 | 23 454 | 46,39 |
| LITHUANIA | 2 097 | 0 | -100,00 | 9 042 | 0 | -100,00 |
| LATVIA | 802 | 0 | -100,00 | 3 635 | 0 | -100,00 |
| ESTONIA | 0 | 14 | - | 0 | 112 | - |
| CROATIA | 302 | 196 | -35,10 | 1 429 | 1 386 | -3,01 |
| MALTA | 5 455 | 0 | -100,00 | 15 152 | 0 | -100,00 |
| SLOVAKIA | 3 752 | 5 031 | 34,09 | 11 768 | 17 854 | 51,72 |
| SLOVENIA | 3 504 | 496 | -85,84 | 7 233 | 2 775 | -61,63 |
| CZECH REPUBLIC | 13 | 35 | 169,23 | 393 | 317 | -19,34 |
| RUSSIA FEDERATION | 17 413 | 76 542 | 339,57 | 180 894 | 434 356 | 140,12 |
| -BARANG DARI LOGAM MULIA | 92 736 | 101 866 | 9,85 | 123 581 345 | 129 160 005 | 4,51 |
| JAPAN | 1 628 | 1 809 | 11,12 | 1 441 081 | 2 031 074 | 40,94 |
| HONG KONG | 4 231 | 4 426 | 4,61 | 30 515 151 | 20 874 093 | -31,59 |
| KOREA, REPUBLIC OF | 682 | 436 | -36,07 | 1 058 168 | 410 334 | -61,22 |
| TAIWAN | 150 | 0 | -100,00 | 290 | 0 | -100,00 |
| CHINA | 814 | 3 373 | 314,37 | 234 029 | 3 273 356 | 1 298,70 |
| THAILAND | 5 251 | 4 494 | -14,42 | 7 511 636 | 5 605 180 | -25,38 |
| SINGAPORE | 29 530 | 22 647 | -23,31 | 14 955 819 | 11 637 103 | -22,19 |
| PHILIPPINES | 496 | 0 | -100,00 | 70 | 0 | -100,00 |
| MALAYSIA | 472 | 357 | -24,36 | 2 503 913 | 1 615 470 | -35,48 |
| BRUNEI DARUSSALAM | 0 | 2 | - | 0 | 2 006 | - |
| INDIA | 135 | 2 | -98,52 | 148 658 | 99 166 | -33,29 |
| IRAN (ISLAMIC REPUBLIC OF) | 30 | 0 | -100,00 | 250 | 0 | -100,00 |
| SAUDI ARABIA | 0 | 250 | - | 0 | 723 | - |
| TURKEY | 464 | 435 | -6,25 | 725 104 | 309 584 | -57,30 |
| UNITED ARAB EMIRATES | 288 | 314 | 9,03 | 10 168 236 | 12 742 807 | 25,32 |
| BAHRAIN | 1 | 2 | 100,00 | 8 269 | 5 303 | -35,87 |
| CYPRUS | 262 | 98 | -62,60 | 13 167 | 125 654 | 854,31 |
| TOGO | 5 | 0 | -100,00 | 16 | 0 | -100,00 |
| CONGO | 15 | 0 | -100,00 | 22 | 0 | -100,00 |
| U.S. VIRGIN ISLANDS | 5 | 0 | -100,00 | 25 | 0 | -100,00 |
| SEYCHELLES | 0 | 5 | - | 0 | 40 | - |

TABEL 5. PERKEMBANGAN EKSPOR INDONESIA MENURUT KOMODITI DAN NEGARA TUJUAN

| JENIS BARANG | BERAT BERSIH (KG) | | PERUB | NILAI FOB (US \$) | | PERUB |
|--------------------------------|-------------------|-------------------|---------------|--------------------|--------------------|---------------|
| | JAN-SEP 2012 | JAN-SEP 2013 | % | JAN-SEP 2012 | JAN-SEP 2013 | % |
| | (1) | (2) | (3) | (4) | (5) | (6) |
| SOUTH AFRICA | 242 | 1 756 | 625,62 | 5 305 079 | 4 869 780 | -8,21 |
| ZIMBABWE | 0 | 120 | - | 0 | 116 | - |
| AUSTRALIA | 1 558 | 3 207 | 105,84 | 827 422 | 679 286 | -17,90 |
| NEW ZEALAND | 43 | 787 | 1 730,23 | 49 132 | 38 330 | -21,99 |
| NEW CALEDONIA | 0 | 75 | - | 0 | 108 | - |
| COOK ISLANDS | 0 | 5 | - | 0 | 31 | - |
| EAST TIMOR | 7 | 3 579 | 51 028,57 | 10 | 1 576 | 15 660,00 |
| UNITED STATES | 18 783 | 32 312 | 72,03 | 30 532 465 | 49 728 268 | 62,87 |
| CANADA | 80 | 3 171 | 3 863,75 | 121 184 | 339 350 | 180,03 |
| MEXICO | 1 | 834 | 83 300,00 | 41 962 | 47 030 | 12,08 |
| CHILE | 44 | 0 | -100,00 | 14 886 | 0 | -100,00 |
| BRAZIL | 315 | 32 | -89,84 | 785 | 22 995 | 2 829,30 |
| COLOMBIA | 90 | 0 | -100,00 | 1 961 | 0 | -100,00 |
| BAHAMAS | 2 | 0 | -100,00 | 489 | 0 | -100,00 |
| PUERTO RICO | 4 | 1 | -75,00 | 6 902 | 2 947 | -57,30 |
| DOMINICAN REPUBLIC | 519 | 15 | -97,11 | 4 755 | 17 264 | 263,07 |
| COSTA RICA | 0 | 100 | - | 0 | 58 | - |
| HAITI | 1 | 0 | -100,00 | 5 | 0 | -100,00 |
| BARBADOS | 0 | 100 | - | 0 | 434 | - |
| BERMUDA | 32 | 0 | -100,00 | 679 | 0 | -100,00 |
| CAYMAN ISLANDS | 12 | 0 | -100,00 | 85 | 0 | -100,00 |
| FRENCH POLYNESIA | 755 | 0 | -100,00 | 654 | 0 | -100,00 |
| NETHERLANDS ANTILLES | 10 | 15 | 50,00 | 2 767 | 3 496 | 26,35 |
| TURKS AND CAICOS ISLANDS | 2 | 0 | -100,00 | 15 | 0 | -100,00 |
| GUADELOUPE | 200 | 700 | 250,00 | 589 | 2 014 | 241,94 |
| UNITED KINGDOM | 1 419 | 1 702 | 19,94 | 542 264 | 651 047 | 20,06 |
| NETHERLANDS | 10 618 | 3 085 | -70,95 | 4 100 501 | 4 272 073 | 4,18 |
| FRANCE | 3 623 | 2 577 | -28,87 | 49 041 | 41 735 | -14,90 |
| GERMANY, FED. REP. OF | 6 101 | 7 088 | 16,18 | 1 924 431 | 1 555 533 | -19,17 |
| AUSTRIA | 0 | 1 | - | 0 | 23 983 | - |
| BELGIUM | 496 | 216 | -56,45 | 124 504 | 164 281 | 31,95 |
| SWITZERLAND | 148 | 99 | -33,11 | 3 026 614 | 151 871 | -94,98 |
| DENMARK | 295 | 145 | -50,85 | 623 578 | 238 082 | -61,82 |
| NORWAY | 82 | 115 | 40,24 | 80 387 | 9 624 | -88,03 |
| FINLAND | 67 | 0 | -100,00 | 1 177 | 0 | -100,00 |
| IRELAND | 87 | 0 | -100,00 | 71 | 0 | -100,00 |
| ITALY | 2 041 | 878 | -56,98 | 6 901 023 | 7 404 760 | 7,30 |
| SPAIN | 455 | 273 | -40,00 | 2 778 | 27 486 | 889,42 |
| PORTUGAL | 100 | 200 | 100,00 | 167 | 165 | -1,20 |
| ICELAND | 2 | 0 | -100,00 | 4 226 | 0 | -100,00 |
| GREECE | 0 | 1 | - | 0 | 5 900 | - |
| POLAND | 43 | 27 | -37,21 | 4 853 | 128 489 | 2 547,62 |
| -PETI KEMAS | 2 892 544 | 4 507 111 | 55,82 | 8 098 770 | 12 732 918 | 57,22 |
| JAPAN | 492 726 | 500 | -99,90 | 2 128 708 | 9 141 | -99,57 |
| CHINA | 26 784 | 24 000 | -10,39 | 96 386 | 110 000 | 14,12 |
| PAPUA NEW GUINEA | 76 958 | 73 725 | -4,20 | 460 653 | 416 019 | -9,69 |
| THAILAND | 13 113 | 1 037 205 | 7 809,75 | 11 500 | 943 608 | 8 105,29 |
| SINGAPORE | 2 006 450 | 2 494 997 | 24,35 | 4 337 276 | 5 076 082 | 17,03 |
| PHILIPPINES | 2 300 | 22 654 | 884,96 | 2 438 | 78 016 | 3 100,00 |
| MALAYSIA | 59 727 | 170 174 | 184,92 | 511 245 | 2 252 865 | 340,66 |
| MYANMAR | 0 | 30 000 | - | 0 | 1 028 537 | - |
| BRUNEI DARUSSALAM | 1 500 | 2 915 | 94,33 | 4 909 | 1 963 | -60,01 |
| VIET NAM | 83 876 | 0 | -100,00 | 27 970 | 0 | -100,00 |
| INDIA | 5 500 | 141 910 | 2 480,18 | 7 875 | 1 058 424 | 13 340,30 |
| SRI LANKA | 0 | 290 | - | 0 | 46 004 | - |
| IRAQ | 19 000 | 0 | -100,00 | 3 438 | 0 | -100,00 |
| TURKEY | 0 | 149 500 | - | 0 | 143 675 | - |
| UNITED ARAB EMIRATES | 0 | 14 915 | - | 0 | 1 688 | - |
| CAMEROON | 0 | 134 200 | - | 0 | 334 543 | - |
| UGANDA | 0 | 6 895 | - | 0 | 88 880 | - |
| SOUTH AFRICA | 0 | 43 204 | - | 0 | 129 494 | - |
| AUSTRALIA | 7 510 | 114 470 | 1 424,23 | 25 000 | 756 777 | 2 927,11 |
| NEW ZEALAND | 2 700 | 22 843 | 746,04 | 4 833 | 190 265 | 3 836,79 |
| EAST TIMOR | 250 | 0 | -100,00 | 106 | 0 | -100,00 |
| UNITED STATES | 0 | 11 815 | - | 0 | 26 257 | - |
| CANADA | 1 950 | 0 | -100,00 | 25 168 | 0 | -100,00 |
| BRAZIL | 0 | 1 049 | - | 0 | 4 012 | - |
| FRANCE | 0 | 7 893 | - | 0 | 10 250 | - |
| GERMANY, FED. REP. OF | 7 600 | 1 857 | -75,57 | 47 784 | 26 168 | -45,24 |
| BELGIUM | 0 | 100 | - | 0 | 250 | - |
| FINLAND | 9 800 | 0 | -100,00 | 50 646 | 0 | -100,00 |
| SPAIN | 8 400 | 0 | -100,00 | 32 835 | 0 | -100,00 |
| ALBANIA | 66 400 | 0 | -100,00 | 320 000 | 0 | -100,00 |
| -KOMPUTER DAN BAGIANNYA | 20 048 880 | 14 511 751 | -27,62 | 553 272 547 | 395 637 813 | -28,49 |
| JAPAN | 764 738 | 563 301 | -26,34 | 23 906 142 | 18 828 568 | -21,24 |
| HONG KONG | 1 540 085 | 333 092 | -78,37 | 54 862 621 | 8 601 248 | -84,32 |
| KOREA, DEM. PEOPLE'S REP. | 0 | 1 058 | - | 0 | 13 461 | - |
| KOREA, REPUBLIC OF | 30 925 | 30 574 | -1,14 | 799 248 | 582 599 | -27,11 |

TABEL 5. PERKEMBANGAN EKSPOR INDONESIA MENURUT KOMODITI DAN NEGARA TUJUAN

| JENIS BARANG | BERAT BERSIH (KG) | | PERUB | NILAI FOB (US \$) | | PERUB |
|----------------------------|-------------------|--------------|-----------|-------------------|--------------|------------|
| | JAN-SEP 2012 | JAN-SEP 2013 | % | JAN-SEP 2012 | JAN-SEP 2013 | % |
| (1) | (2) | (3) | (4) | (5) | (6) | (7) |
| TAIWAN | 29 780 | 118 206 | 296,93 | 993 095 | 2 323 654 | 133,98 |
| CHINA | 1 931 744 | 1 220 613 | -36,81 | 32 157 082 | 21 378 103 | -33,52 |
| PAPUA NEW GUINEA | 135 | 25 608 | 18 868,89 | 13 279 | 45 810 | 244,98 |
| THAILAND | 443 709 | 493 589 | 11,24 | 15 319 523 | 13 168 037 | -14,04 |
| SINGAPORE | 7 796 208 | 5 883 670 | -24,53 | 246 604 048 | 178 942 639 | -27,44 |
| PHILIPPINES | 111 459 | 332 400 | 198,23 | 3 929 100 | 8 354 060 | 112,62 |
| MALAYSIA | 106 655 | 169 650 | 59,06 | 5 313 689 | 6 110 347 | 14,99 |
| CAMBODIA | 10 | 0 | -100,00 | 569 | 0 | -100,00 |
| BRUNEI DARUSSALAM | 56 | 444 | 692,86 | 55 063 | 16 756 | -69,57 |
| VIET NAM | 87 702 | 152 118 | 73,45 | 2 241 420 | 5 596 249 | 149,67 |
| MALDIVES | 257 | 60 | -76,65 | 4 480 | 706 | -84,24 |
| INDIA | 383 645 | 868 446 | 126,37 | 9 149 577 | 17 009 410 | 85,90 |
| PAKISTAN | 1 284 | 152 | -88,16 | 796 256 | 7 550 | -99,05 |
| BANGLADESH | 16 557 | 62 987 | 280,43 | 550 664 | 1 919 360 | 248,55 |
| SRI LANKA | 2 181 | 44 540 | 1 942,18 | 142 935 | 1 494 842 | 945,82 |
| IRAN (ISLAMIC REPUBLIC OF) | 0 | 48 | - | 0 | 10 000 | - |
| SAUDI ARABIA | 32 664 | 0 | -100,00 | 1 014 573 | 0 | -100,00 |
| ISRAEL | 40 173 | 276 | -99,31 | 1 401 834 | 12 886 | -99,08 |
| JORDAN | 0 | 2 157 | - | 0 | 13 334 | - |
| LEBANON | 25 471 | 10 170 | -60,07 | 694 044 | 375 442 | -45,91 |
| OMAN | 0 | 449 | - | 0 | 6 076 | - |
| TURKEY | 12 741 | 28 146 | 120,91 | 392 488 | 405 834 | 3,40 |
| UNITED ARAB EMIRATES | 1 148 828 | 663 117 | -42,28 | 25 584 998 | 18 108 305 | -29,22 |
| QATAR | 0 | 4 643 | - | 0 | 156 861 | - |
| BAHRAIN | 25 845 | 0 | -100,00 | 705 839 | 0 | -100,00 |
| EGYPT | 68 473 | 23 345 | -65,91 | 1 942 567 | 818 601 | -57,86 |
| LIBYAN ARAB JAMAHIRIYA | 27 216 | 31 326 | 15,10 | 693 422 | 1 002 699 | 44,60 |
| MOROCCO | 99 | 17 | -82,83 | 10 190 | 243 | -97,62 |
| TUNISIA | 0 | 4 | - | 0 | 800 | - |
| ALGERIA | 8 576 | 10 269 | 19,74 | 265 912 | 334 713 | 25,87 |
| SUDAN | 6 055 | 0 | -100,00 | 172 254 | 0 | -100,00 |
| ETHIOPIA | 2 611 | 0 | -100,00 | 75 668 | 0 | -100,00 |
| TANZANIA, UNITED REP. OF | 3 120 | 0 | -100,00 | 67 176 | 0 | -100,00 |
| KENYA | 5 397 | 0 | -100,00 | 103 749 | 0 | -100,00 |
| MOZAMBIQUE | 142 | 0 | -100,00 | 1 164 | 0 | -100,00 |
| TOGO | 0 | 20 | - | 0 | 206 | - |
| GHANA | 0 | 2 584 | - | 0 | 85 041 | - |
| ANGOLA | 0 | 2 070 | - | 0 | 71 743 | - |
| NIGERIA | 331 657 | 437 747 | 31,99 | 7 632 159 | 15 822 004 | 107,31 |
| COTE D'IVOIRE | 10 | 0 | -100,00 | 27 | 0 | -100,00 |
| SEYCHELLES | 0 | 259 | - | 0 | 2 404 | - |
| UGANDA | 0 | 7 | - | 0 | 105 | - |
| SOUTH AFRICA | 102 482 | 99 309 | -3,10 | 3 505 290 | 3 572 750 | 1,92 |
| MAURITIUS | 900 | 1 134 | 26,00 | 120 596 | 42 220 | -64,99 |
| AUSTRALIA | 325 546 | 142 922 | -56,10 | 10 488 665 | 4 569 310 | -56,44 |
| NEW ZEALAND | 28 827 | 18 924 | -34,35 | 952 108 | 448 257 | -52,92 |
| PALAU | 0 | 1 | - | 0 | 100 | - |
| VANUATU | 0 | 35 | - | 0 | 300 | - |
| KIRIBATI | 0 | 284 | - | 0 | 1 769 | - |
| EAST TIMOR | 97 074 | 102 694 | 5,79 | 393 657 | 1 183 253 | 200,58 |
| UNITED STATES | 2 149 501 | 1 412 885 | -34,27 | 50 073 652 | 31 540 694 | -37,01 |
| CANADA | 1 | 679 | 67 800,00 | 588 | 155 805 | 26 397,45 |
| MEXICO | 70 130 | 48 337 | -31,08 | 1 071 371 | 1 315 368 | 22,77 |
| CHILE | 25 387 | 16 126 | -36,48 | 942 542 | 337 626 | -64,18 |
| ARGENTINA | 30 003 | 0 | -100,00 | 845 586 | 0 | -100,00 |
| BRAZIL | 148 904 | 73 | -99,95 | 1 488 791 | 1 076 | -99,93 |
| COLOMBIA | 32 151 | 13 900 | -56,77 | 475 087 | 184 486 | -61,17 |
| ECUADOR | 33 662 | 0 | -100,00 | 1 014 155 | 0 | -100,00 |
| PERU | 77 924 | 26 610 | -65,85 | 1 451 131 | 585 905 | -59,62 |
| UNITED KINGDOM | 229 364 | 183 619 | -19,94 | 8 930 413 | 6 387 089 | -28,48 |
| NETHERLANDS | 616 156 | 228 065 | -62,99 | 12 580 736 | 5 212 750 | -58,57 |
| FRANCE | 569 | 405 | -28,82 | 9 314 | 45 100 | 384,22 |
| GERMANY, FED. REP. OF | 956 337 | 564 363 | -40,99 | 14 861 747 | 9 788 652 | -34,14 |
| AUSTRIA | 4 | 1 459 | 36 375,00 | 90 | 127 760 | 141 855,56 |
| BELGIUM | 17 556 | 466 | -97,35 | 403 138 | 23 749 | -94,11 |
| SWITZERLAND | 120 | 412 | 243,33 | 3 105 | 33 454 | 977,42 |
| DENMARK | 2 654 | 725 | -72,68 | 258 270 | 39 323 | -84,77 |
| NORWAY | 10 | 0 | -100,00 | 30 | 0 | -100,00 |
| SWEDEN | 0 | 77 | - | 0 | 27 484 | - |
| FINLAND | 34 458 | 93 210 | 170,50 | 701 634 | 1 879 053 | 167,81 |
| IRELAND | 4 120 | 7 262 | 76,26 | 2 485 612 | 3 938 012 | 58,43 |
| ITALY | 60 | 11 | -81,67 | 1 133 | 5 | -99,56 |
| SPAIN | 0 | 41 | - | 0 | 2 204 | - |
| PORTUGAL | 0 | 113 | - | 0 | 9 919 | - |
| GREECE | 14 256 | 0 | -100,00 | 344 324 | 0 | -100,00 |
| HUNGARY | 15 156 | 68 | -99,55 | 478 704 | 3 714 | -99,22 |
| POLAND | 17 305 | 30 326 | 75,24 | 649 724 | 2 555 745 | 293,36 |
| ROMANIA | 9 828 | 26 | -99,74 | 241 768 | 3 045 | -98,74 |
| MOLDOVA, REPUBLIC OF | 0 | 5 | - | 0 | 40 | - |
| UKRAINE | 20 838 | 0 | -100,00 | 642 185 | 0 | -100,00 |

TABEL 5. PERKEMBANGAN EKSPOR INDONESIA MENURUT KOMODITI DAN NEGARA TUJUAN

| JENIS BARANG | BERAT BERSIH (KG) | | PERUB | NILAI FOB (US \$) | | PERUB |
|-------------------------------------|-------------------|-------------------|---------------|--------------------|-------------------|---------------|
| | JAN-SEP 2012 | JAN-SEP 2013 | % | JAN-SEP 2012 | JAN-SEP 2013 | % |
| (1) | (2) | (3) | (4) | (5) | (6) | (7) |
| SLOVAKIA | 1 076 | 0 | -100,00 | 93 563 | 0 | -100,00 |
| CZECH REPUBLIC | 313 | 0 | -100,00 | 166 983 | 0 | -100,00 |
| RUSSIA FEDERATION | 0 | 23 | - | 0 | 1 100 | - |
| -KENDARAAN BERMOTOR RODA 2 I | 15 081 524 | 10 202 208 | -32,35 | 153 373 395 | 96 132 437 | -37,32 |
| JAPAN | 72 550 | 62 941 | -13,24 | 833 253 | 732 099 | -12,14 |
| HONG KONG | 720 | 0 | -100,00 | 4 698 | 0 | -100,00 |
| KOREA, REPUBLIC OF | 126 | 0 | -100,00 | 900 | 0 | -100,00 |
| TAIWAN | 94 | 326 686 | 347 438,30 | 1 215 | 2 318 226 | 190 700,49 |
| CHINA | 21 314 | 1 893 | -91,12 | 361 890 | 23 803 | -93,42 |
| PAPUA NEW GUINEA | 6 189 | 3 925 | -36,58 | 124 527 | 29 925 | -75,97 |
| THAILAND | 1 272 511 | 1 822 448 | 43,22 | 11 683 498 | 14 696 799 | 25,79 |
| SINGAPORE | 133 264 | 107 455 | -19,37 | 1 522 475 | 1 226 490 | -19,44 |
| PHILIPPINES | 7 494 483 | 2 701 735 | -63,95 | 79 284 590 | 30 748 292 | -61,22 |
| MALAYSIA | 2 082 319 | 630 157 | -69,74 | 24 774 454 | 8 308 796 | -66,46 |
| MYANMAR | 43 050 | 85 788 | 99,28 | 369 721 | 621 074 | 67,98 |
| CAMBODIA | 173 024 | 467 387 | 170,13 | 1 725 682 | 5 299 560 | 207,10 |
| LAO PEOPLE'S DEM. REP. | 34 352 | 0 | -100,00 | 223 960 | 0 | -100,00 |
| VIET NAM | 15 577 | 542 170 | 3 380,58 | 192 768 | 5 752 243 | 2 884,02 |
| MALDIVES | 62 929 | 34 491 | -45,19 | 586 748 | 381 446 | -34,99 |
| INDIA | 3 930 | 23 100 | 487,79 | 39 833 | 358 000 | 798,75 |
| PAKISTAN | 69 147 | 63 173 | -8,64 | 630 790 | 554 115 | -12,16 |
| AFGHANISTAN | 9 180 | 41 700 | 354,25 | 67 760 | 247 500 | 265,26 |
| IRAN (ISLAMIC REPUBLIC OF) | 181 160 | 251 333 | 38,74 | 1 651 400 | 1 931 760 | 16,98 |
| SAUDI ARABIA | 316 | 175 740 | 55 513,92 | 5 467 | 1 177 | -78,47 |
| LEBANON | 0 | 9 460 | - | 0 | 66 538 | - |
| YEMEN | 0 | 75 535 | - | 0 | 521 809 | - |
| OMAN | 0 | 46 945 | - | 0 | 344 883 | - |
| UNITED ARAB EMIRATES | 3 317 | 74 394 | 2 142,81 | 50 631 | 477 843 | 843,78 |
| QATAR | 0 | 12 665 | - | 0 | 96 731 | - |
| BAHRAIN | 0 | 60 | - | 0 | 850 | - |
| MOROCCO | 95 | 0 | -100,00 | 1 833 | 0 | -100,00 |
| TANZANIA, UNITED REP. OF | 5 620 | 3 365 | -40,12 | 25 277 | 12 880 | -49,04 |
| KENYA | 0 | 106 119 | - | 0 | 251 049 | - |
| MOZAMBIQUE | 1 487 | 0 | -100,00 | 3 000 | 0 | -100,00 |
| TOGO | 847 384 | 441 493 | -47,90 | 3 711 025 | 4 524 916 | 21,93 |
| GHANA | 0 | 34 653 | - | 0 | 241 752 | - |
| GUINEA | 47 718 | 86 335 | 80,93 | 319 693 | 604 780 | 89,18 |
| ANGOLA | 92 290 | 69 223 | -24,99 | 622 044 | 466 232 | -25,05 |
| CONGO | 750 | 18 052 | 2 306,93 | 4 770 | 124 142 | 2 502,56 |
| CAMEROON | 1 950 | 0 | -100,00 | 1 060 | 0 | -100,00 |
| COTE D'IVOIRE | 105 370 | 174 020 | 65,15 | 715 932 | 1 233 260 | 72,26 |
| SENEGAL | 0 | 6 739 | - | 0 | 15 924 | - |
| MALI | 17 402 | 343 | -98,03 | 115 500 | 773 | -99,33 |
| BENIN | 0 | 13 221 | - | 0 | 96 900 | - |
| BURKINA FASO | 112 762 | 167 093 | 48,18 | 813 080 | 1 209 120 | 48,71 |
| GAMBIA | 0 | 140 | - | 0 | 710 | - |
| SEYCHELLES | 2 880 | 2 352 | -18,33 | 27 048 | 28 464 | 5,24 |
| UGANDA | 0 | 18 563 | - | 0 | 114 784 | - |
| NIGER | 0 | 34 804 | - | 0 | 234 080 | - |
| DJIBOUTI | 2 640 | 0 | -100,00 | 21 000 | 0 | -100,00 |
| SOUTH AFRICA | 45 360 | 696 | -98,47 | 360 168 | 3 430 | -99,05 |
| MAURITIUS | 0 | 620 | - | 0 | 10 197 | - |
| AUSTRALIA | 23 517 | 47 492 | 101,95 | 80 126 | 341 251 | 325,89 |
| NEW ZEALAND | 250 | 200 | -20,00 | 2 300 | 1 672 | -27,30 |
| NEW CALEDONIA | 430 | 255 | -40,70 | 1 833 | 1 552 | -15,33 |
| VANUATU | 223 | 0 | -100,00 | 3 503 | 0 | -100,00 |
| COOK ISLANDS | 11 280 | 9 912 | -12,13 | 96 000 | 95 594 | -0,42 |
| FIJI | 0 | 156 | - | 0 | 3 132 | - |
| KIRIBATI | 800 | 0 | -100,00 | 2 110 | 0 | -100,00 |
| EAST TIMOR | 538 809 | 751 233 | 39,42 | 6 132 758 | 6 396 753 | 4,30 |
| UNITED STATES | 21 568 | 3 152 | -85,39 | 153 919 | 24 999 | -83,76 |
| CANADA | 3 321 | 100 | -96,99 | 30 238 | 611 | -97,98 |
| MEXICO | 0 | 3 000 | - | 0 | 2 400 | - |
| GUATEMALA | 17 560 | 0 | -100,00 | 141 370 | 0 | -100,00 |
| NICARAGUA | 17 280 | 17 447 | 0,97 | 151 634 | 143 025 | -5,68 |
| SURINAME | 0 | 190 | - | 0 | 2 363 | - |
| CHILE | 500 | 60 065 | 11 913,00 | 1 000 | 401 258 | 40 025,80 |
| BRAZIL | 1 464 | 0 | -100,00 | 16 801 | 0 | -100,00 |
| COLOMBIA | 1 394 407 | 215 499 | -84,55 | 15 051 275 | 2 132 879 | -85,83 |
| BOLIVIA | 29 952 | 4 992 | -83,33 | 315 648 | 52 272 | -83,44 |
| PERU | 0 | 137 480 | - | 0 | 927 619 | - |
| TRINIDAD AND TOBAGO | 0 | 4 020 | - | 0 | 33 081 | - |
| BAHAMAS | 0 | 2 350 | - | 0 | 16 281 | - |
| JAMAICA | 0 | 2 230 | - | 0 | 15 365 | - |
| PUERTO RICO | 0 | 3 690 | - | 0 | 26 138 | - |
| COSTA RICA | 2 880 | 0 | -100,00 | 27 048 | 0 | -100,00 |
| BARBADOS | 0 | 5 030 | - | 0 | 38 314 | - |
| BERMUDA | 10 885 | 5 756 | -47,12 | 101 846 | 65 422 | -35,76 |
| UNITED KINGDOM | 6 654 | 1 339 | -79,88 | 5 018 | 14 305 | 185,07 |

TABEL 5. PERKEMBANGAN EKSPOR INDONESIA MENURUT KOMODITI DAN NEGARA TUJUAN

| JENIS BARANG | BERAT BERSIH (KG) | | PERUB | NILAI FOB (US \$) | | PERUB |
|-------------------------------------|--------------------|--------------------|--------------|----------------------|----------------------|--------------|
| | JAN-SEP 2012 | JAN-SEP 2013 | % | JAN-SEP 2012 | JAN-SEP 2013 | % |
| (1) | (2) | (3) | (4) | (5) | (6) | (7) |
| NETHERLANDS | 5 409 | 4 189 | -22,56 | 37 015 | 9 988 | -73,02 |
| FRANCE | 9 962 | 9 312 | -6,52 | 35 199 | 15 043 | -57,26 |
| GERMANY, FED. REP. OF | 3 960 | 4 236 | 6,97 | 14 243 | 15 748 | 10,57 |
| AUSTRIA | 325 | 1 050 | 223,08 | 2 500 | 2 857 | 14,28 |
| BELGIUM | 6 106 | 31 950 | 423,26 | 30 045 | 65 529 | 118,10 |
| SWITZERLAND | 3 293 | 232 | -92,95 | 14 801 | 1 385 | -90,64 |
| GIBRALTAR | 0 | 21 510 | - | 0 | 154 990 | - |
| DENMARK | 365 | 300 | -17,81 | 933 | 2 083 | 123,26 |
| NORWAY | 0 | 200 | - | 0 | 2 632 | - |
| FINLAND | 450 | 200 | -55,56 | 1 500 | 375 | -75,00 |
| IRELAND | 840 | 0 | -100,00 | 444 | 0 | -100,00 |
| ITALY | 2 100 | 1 034 | -50,76 | 15 362 | 6 282 | -59,11 |
| SPAIN | 531 | 150 | -71,75 | 5 366 | 4 328 | -19,34 |
| PORTUGAL | 1 000 | 25 | -97,50 | 4 250 | 1 563 | -63,22 |
| GREECE | 418 | 112 470 | 26 806,70 | 5 575 | 1 198 080 | 21 390,22 |
| HUNGARY | 1 600 | 0 | -100,00 | 13 595 | 0 | -100,00 |
| LITHUANIA | 125 | 0 | -100,00 | 450 | 0 | -100,00 |
| SLOVENIA | 0 | 600 | - | 0 | 1 896 | - |
| CZECH REPUBLIC | 0 | 150 | - | 0 | 20 | - |
| -KENDARAAN BERMOTOR RODA 4 I | 195 336 567 | 177 084 255 | -9,34 | 1 847 676 630 | 1 686 363 776 | -8,73 |
| JAPAN | 12 255 702 | 11 345 058 | -7,43 | 148 520 143 | 129 132 282 | -13,05 |
| HONG KONG | 59 978 | 202 | -99,66 | 824 972 | 2 200 | -99,73 |
| KOREA, REPUBLIC OF | 22 560 | 0 | -100,00 | 89 820 | 0 | -100,00 |
| TAIWAN | 1 384 931 | 905 355 | -34,63 | 10 460 095 | 6 775 060 | -35,23 |
| CHINA | 0 | 32 543 | - | 0 | 415 740 | - |
| MONGOLIA | 0 | 1 800 | - | 0 | 8 410 | - |
| PAPUA NEW GUINEA | 175 455 | 227 158 | 29,47 | 1 070 412 | 1 916 870 | 79,08 |
| THAILAND | 34 587 196 | 27 784 127 | -19,67 | 344 685 122 | 278 614 845 | -19,17 |
| SINGAPORE | 4 536 337 | 2 079 979 | -54,15 | 15 538 960 | 7 562 413 | -51,33 |
| PHILIPPINES | 24 232 405 | 22 100 920 | -8,80 | 245 443 174 | 233 782 177 | -4,75 |
| MALAYSIA | 15 830 210 | 8 763 763 | -44,64 | 152 307 220 | 79 199 256 | -48,00 |
| MYANMAR | 0 | 45 000 | - | 0 | 443 625 | - |
| CAMBODIA | 1 340 | 22 583 | 1 585,30 | 11 571 | 82 533 | 613,27 |
| BRUNEI DARUSSALAM | 1 318 565 | 1 254 230 | -4,88 | 12 205 211 | 10 952 129 | -10,27 |
| LAO PEOPLE'S DEM. REP. | 75 900 | 132 350 | 74,37 | 735 871 | 1 279 699 | 73,90 |
| NEPAL | 40 660 | 21 400 | -47,37 | 318 312 | 167 580 | -47,35 |
| VIET NAM | 752 962 | 1 092 565 | 45,10 | 5 296 893 | 7 943 585 | 49,97 |
| INDIA | 6 610 | 8 198 | 24,02 | 116 350 | 78 949 | -32,15 |
| PAKISTAN | 282 280 | 179 328 | -36,47 | 2 556 204 | 1 602 960 | -37,29 |
| BANGLADESH | 300 145 | 141 255 | -52,94 | 2 737 275 | 456 528 | -83,32 |
| SRI LANKA | 112 625 | 203 820 | 80,97 | 1 000 178 | 2 090 261 | 108,99 |
| AFGHANISTAN | 0 | 6 480 | - | 0 | 64 984 | - |
| IRAQ | 0 | 47 370 | - | 0 | 471 699 | - |
| SAUDI ARABIA | 45 385 155 | 49 053 060 | 8,08 | 431 150 598 | 466 987 118 | 8,31 |
| KUWAIT | 2 458 340 | 3 450 715 | 40,37 | 24 928 716 | 36 264 826 | 45,47 |
| JORDAN | 112 230 | 46 780 | -58,32 | 1 136 314 | 490 133 | -56,87 |
| LEBANON | 1 139 255 | 1 037 290 | -8,95 | 10 479 371 | 9 857 991 | -5,93 |
| YEMEN | 695 475 | 1 464 015 | 110,51 | 6 209 255 | 14 197 096 | 128,64 |
| OMAN | 4 733 865 | 5 421 545 | 14,53 | 49 467 879 | 55 805 905 | 12,81 |
| SYRIA ARAB REPUBLIC | 272 175 | 0 | -100,00 | 2 690 771 | 0 | -100,00 |
| UNITED ARAB EMIRATES | 13 081 778 | 15 717 654 | 20,15 | 98 250 912 | 128 141 023 | 30,42 |
| QATAR | 1 283 810 | 1 792 930 | 39,66 | 12 597 473 | 18 299 704 | 45,26 |
| BAHRAIN | 576 100 | 876 715 | 52,18 | 5 837 418 | 9 227 020 | 58,07 |
| EGYPT | 1 411 165 | 1 545 045 | 9,49 | 14 976 763 | 15 950 312 | 6,50 |
| TUNISIA | 1 055 | 262 720 | 24 802,37 | 7 645 | 2 018 886 | 26 307,93 |
| ALGERIA | 1 568 220 | 1 569 070 | 0,05 | 13 312 831 | 13 627 248 | 2,36 |
| SUDAN | 2 110 | 2 110 | 0,00 | 15 110 | 16 174 | 7,04 |
| ETHIOPIA | 20 520 | 297 450 | 1 349,56 | 175 660 | 2 590 919 | 1 374,96 |
| MADAGASCAR | 3 165 | 10 550 | 233,33 | 22 935 | 77 244 | 236,80 |
| KENYA | 417 690 | 14 670 | -96,49 | 1 644 930 | 149 104 | -90,94 |
| MOZAMBIQUE | 10 740 | 24 710 | 130,07 | 87 536 | 209 688 | 139,54 |
| GHANA | 428 025 | 25 315 | -94,09 | 4 372 424 | 196 442 | -95,51 |
| ANGOLA | 414 270 | 444 940 | 7,40 | 3 509 899 | 3 752 153 | 6,90 |
| NIGERIA | 544 790 | 124 815 | -77,09 | 5 458 647 | 1 121 145 | -79,46 |
| GABON | 63 000 | 27 300 | -56,67 | 575 112 | 218 666 | -61,98 |
| COTE D'IVOIRE | 110 575 | 0 | -100,00 | 404 340 | 0 | -100,00 |
| SEYCHELLES | 31 210 | 21 930 | -29,73 | 255 126 | 185 105 | -27,45 |
| UGANDA | 0 | 4 105 | - | 0 | 148 401 | - |
| DJIBOUTI | 26 625 | 9 695 | -63,59 | 222 655 | 95 673 | -57,03 |
| SOUTH AFRICA | 5 803 865 | 5 170 655 | -10,91 | 52 300 907 | 45 980 631 | -12,08 |
| ZIMBABWE | 10 780 | 0 | -100,00 | 95 198 | 0 | -100,00 |
| ZAMBIA | 1 070 | 0 | -100,00 | 8 289 | 0 | -100,00 |
| MAURITIUS | 6 540 | 52 320 | 700,00 | 63 132 | 503 990 | 698,31 |
| AUSTRALIA | 8 176 815 | 1 004 691 | -87,71 | 78 395 384 | 7 046 179 | -91,01 |
| NEW ZEALAND | 110 450 | 73 200 | -33,73 | 869 085 | 554 518 | -36,20 |
| SAINT VINCENT AND THE GRENADIN | 10 440 | 0 | -100,00 | 76 596 | 0 | -100,00 |
| VANUATU | 17 260 | 8 105 | -53,04 | 120 658 | 59 053 | -51,06 |
| FIJI | 90 996 | 174 745 | 92,04 | 1 375 615 | 1 843 895 | 34,04 |
| KIRIBATI | 0 | 2 410 | - | 0 | 8 720 | - |

TABEL 5. PERKEMBANGAN EKSPOR INDONESIA MENURUT KOMODITI DAN NEGARA TUJUAN

| JENIS BARANG | BERAT BERSIH (KG) | | PERUB | NILAI FOB (US \$) | | PERUB |
|----------------------------|-------------------|-------------------|--------------|--------------------|--------------------|---------------|
| | JAN-SEP 2012 | JAN-SEP 2013 | % | JAN-SEP 2012 | JAN-SEP 2013 | % |
| (1) | (2) | (3) | (4) | (5) | (6) | (7) |
| SOLOMON ISLANDS | 10 300 | 24 950 | 142,23 | 41 341 | 61 110 | 47,82 |
| EAST TIMOR | 1 184 174 | 2 256 067 | 90,52 | 6 701 056 | 11 036 989 | 64,71 |
| UNITED STATES | 49 919 | 4 535 | -90,92 | 370 500 | 37 954 | -89,76 |
| CANADA | 2 450 | 0 | -100,00 | 8 500 | 0 | -100,00 |
| MEXICO | 4 365 425 | 3 474 770 | -20,40 | 39 018 134 | 32 975 669 | -15,49 |
| GUATEMALA | 72 510 | 66 650 | -8,08 | 490 834 | 519 608 | 5,86 |
| HONDURAS | 53 965 | 17 955 | -66,73 | 365 675 | 135 669 | -62,90 |
| NICARAGUA | 223 155 | 38 980 | -82,53 | 1 670 227 | 285 793 | -82,89 |
| PANAMA | 172 030 | 171 725 | -0,18 | 1 282 342 | 1 438 525 | 12,18 |
| SURINAME | 0 | 2 500 | - | 0 | 10 350 | - |
| CHILE | 911 050 | 664 180 | -27,10 | 6 249 802 | 4 725 434 | -24,39 |
| VENEZUELA | 356 447 | 72 824 | -79,57 | 2 941 546 | 575 829 | -80,42 |
| BRAZIL | 2 570 | 0 | -100,00 | 87 171 | 0 | -100,00 |
| COLOMBIA | 53 435 | 50 920 | -4,71 | 371 236 | 365 332 | -1,59 |
| BOLIVIA | 26 600 | 47 570 | 78,83 | 204 538 | 398 440 | 94,80 |
| ECUADOR | 0 | 212 070 | - | 0 | 2 133 770 | - |
| PERU | 1 533 360 | 1 598 955 | 4,28 | 13 117 569 | 13 373 953 | 1,95 |
| GUYANA | 0 | 1 875 | - | 0 | 20 783 | - |
| TRINIDAD AND TOBAGO | 22 780 | 24 230 | 6,37 | 192 014 | 244 880 | 27,53 |
| BAHAMAS | 25 440 | 11 750 | -53,81 | 192 620 | 89 490 | -53,54 |
| JAMAICA | 51 335 | 87 590 | 70,62 | 418 065 | 794 426 | 90,02 |
| PUERTO RICO | 51 205 | 43 200 | -15,63 | 402 095 | 341 047 | -15,18 |
| DOMINICAN REPUBLIC | 0 | 3 970 | - | 0 | 43 430 | - |
| EL SALVADOR | 47 325 | 31 115 | -34,25 | 337 161 | 232 690 | -30,99 |
| COSTA RICA | 293 730 | 99 160 | -66,24 | 2 198 659 | 802 693 | -63,49 |
| HAITI | 18 385 | 45 070 | 145,15 | 145 624 | 355 342 | 144,01 |
| BARBADOS | 16 870 | 38 875 | 130,44 | 128 400 | 312 467 | 143,35 |
| ANTIGUA AND BARBUDA | 16 865 | 2 350 | -86,07 | 139 904 | 16 960 | -87,88 |
| ARUBA | 15 275 | 6 640 | -56,53 | 109 317 | 58 367 | -46,61 |
| BERMUDA | 50 450 | 44 270 | -12,25 | 423 056 | 391 293 | -7,51 |
| DOMINICA | 12 080 | 0 | -100,00 | 88 490 | 0 | -100,00 |
| FRENCH POLYNESIA | 36 350 | 34 535 | -4,99 | 285 627 | 283 700 | -0,67 |
| GRENADA | 17 420 | 0 | -100,00 | 149 224 | 0 | -100,00 |
| NETHERLANDS ANTILLES | 56 255 | 0 | -100,00 | 443 525 | 0 | -100,00 |
| SAINT LUCIA | 10 390 | 2 680 | -74,21 | 84 488 | 23 682 | -71,97 |
| SAINT KITTS AND NEVIS | 12 065 | 13 515 | 12,02 | 92 185 | 113 287 | 22,89 |
| UNITED KINGDOM | 7 700 | 5 000 | -35,06 | 95 474 | 34 319 | -64,05 |
| NETHERLANDS | 0 | 4 820 | - | 0 | 44 921 | - |
| FRANCE | 0 | 32 160 | - | 0 | 461 330 | - |
| GERMANY, FED. REP. OF | 5 100 | 4 500 | -11,76 | 27 716 | 22 000 | -20,62 |
| BELGIUM | 512 111 | 462 480 | -9,69 | 3 412 970 | 3 624 627 | 6,20 |
| SWITZERLAND | 246 | 0 | -100,00 | 7 778 | 0 | -100,00 |
| GIBRALTAR | 43 225 | 26 480 | -38,74 | 345 800 | 216 870 | -37,28 |
| IRELAND | 0 | 301 700 | - | 0 | 1 115 000 | - |
| ITALY | 1 155 | 3 000 | 159,74 | 23 000 | 8 000 | -65,22 |
| RUSSIA FEDERATION | 0 | 921 900 | - | 0 | 9 969 000 | - |
| -SUKU CADANG MESIN | 81 594 951 | 90 339 013 | 10,72 | 646 013 383 | 522 342 509 | -19,14 |
| JAPAN | 25 567 787 | 19 675 605 | -23,05 | 89 053 435 | 65 293 164 | -26,68 |
| HONG KONG | 111 596 | 295 493 | 164,79 | 6 861 214 | 4 812 232 | -29,86 |
| KOREA, REPUBLIC OF | 10 907 800 | 7 753 390 | -28,92 | 15 289 507 | 10 766 467 | -29,58 |
| TAIWAN | 7 137 | 70 514 | 888,01 | 454 542 | 246 887 | -45,68 |
| CHINA | 243 087 | 180 563 | -25,72 | 4 127 043 | 4 584 326 | 11,08 |
| MONGOLIA | 2 475 | 59 500 | 2 304,04 | 178 028 | 500 000 | 180,85 |
| PAPUA NEW GUINEA | 512 869 | 636 833 | 24,17 | 4 188 258 | 4 665 252 | 11,39 |
| THAILAND | 11 142 319 | 8 753 442 | -21,44 | 41 281 195 | 27 981 067 | -32,22 |
| SINGAPORE | 10 968 043 | 14 304 377 | 30,42 | 260 513 464 | 224 118 136 | -13,97 |
| PHILIPPINES | 1 427 487 | 971 874 | -31,92 | 25 751 510 | 13 701 934 | -46,79 |
| MALAYSIA | 1 490 459 | 1 501 856 | 0,76 | 15 877 389 | 20 067 863 | 26,39 |
| MYANMAR | 16 964 | 630 360 | 3 615,87 | 163 357 | 531 863 | 225,58 |
| CAMBODIA | 4 521 | 24 | -99,47 | 32 076 | 2 351 | -92,67 |
| BRUNEI DARUSSALAM | 10 142 | 102 617 | 911,80 | 564 457 | 1 436 889 | 154,56 |
| LAO PEOPLE'S DEM. REP. | 31 156 | 26 778 | -14,05 | 321 242 | 247 219 | -23,04 |
| VIET NAM | 146 213 | 698 963 | 378,04 | 1 433 731 | 15 339 138 | 969,88 |
| MALDIVES | 12 | 51 | 325,00 | 194 | 273 | 40,72 |
| INDIA | 863 179 | 403 710 | -53,23 | 3 448 395 | 2 656 199 | -22,97 |
| PAKISTAN | 12 621 | 10 627 | -15,80 | 535 754 | 47 550 | -91,12 |
| BANGLADESH | 0 | 9 011 | - | 0 | 48 660 | - |
| SRI LANKA | 8 831 | 432 | -95,11 | 56 893 | 10 800 | -81,02 |
| IRAQ | 82 600 | 195 | -99,76 | 604 663 | 16 848 | -97,21 |
| IRAN (ISLAMIC REPUBLIC OF) | 240 909 | 0 | -100,00 | 1 598 994 | 0 | -100,00 |
| SAUDI ARABIA | 78 440 | 110 542 | 40,93 | 262 894 | 106 459 | -59,50 |
| KUWAIT | 133 165 | 657 | -99,51 | 1 793 602 | 48 705 | -97,28 |
| JORDAN | 1 660 | 0 | -100,00 | 71 416 | 0 | -100,00 |
| LEBANON | 7 747 | 28 790 | 271,63 | 459 459 | 27 551 | -94,00 |
| OMAN | 1 686 | 1 997 | 18,45 | 44 696 | 17 070 | -61,81 |
| TURKEY | 0 | 14 | - | 0 | 619 | - |
| UNITED ARAB EMIRATES | 2 568 103 | 671 575 | -73,85 | 40 752 127 | 3 195 666 | -92,16 |
| QATAR | 1 383 | 240 932 | 17 320,97 | 43 436 | 2 983 681 | 6 769,14 |
| BAHRAIN | 0 | 84 | - | 0 | 2 709 | - |

TABEL 5. PERKEMBANGAN EKSPOR INDONESIA MENURUT KOMODITI DAN NEGARA TUJUAN

| JENIS BARANG | BERAT BERSIH (KG) | | PERUB | NILAI FOB (US \$) | | PERUB |
|-------------------------------|--------------------|--------------------|-------------|----------------------|----------------------|--------------|
| | JAN-SEP 2012 | JAN-SEP 2013 | % | JAN-SEP 2012 | JAN-SEP 2013 | % |
| (1) | (2) | (3) | (4) | (5) | (6) | (7) |
| EGYPT | 1 247 | 4 391 | 252,13 | 527 232 | 168 240 | -68,09 |
| LIBYAN ARAB JAMAHIRIYA | 261 | 790 | 202,68 | 11 063 | 7 769 | -29,77 |
| TUNISIA | 363 | 0 | -100,00 | 4 671 | 0 | -100,00 |
| ALGERIA | 555 | 177 | -68,11 | 6 000 | 1 075 | -82,08 |
| SUDAN | 1 518 | 0 | -100,00 | 2 927 | 0 | -100,00 |
| ETHIOPIA | 17 | 254 | 1 394,12 | 2 678 | 12 623 | 371,36 |
| TANZANIA, UNITED REP. OF | 35 | 38 870 | 110 957,14 | 10 780 | 377 091 | 3 398,06 |
| MOZAMBIQUE | 211 | 1 639 | 676,78 | 5 038 | 24 218 | 380,71 |
| BOTSWANA | 6 | 0 | -100,00 | 1 176 | 0 | -100,00 |
| EQUATORIAL GUINEA | 838 | 0 | -100,00 | 38 721 | 0 | -100,00 |
| GHANA | 619 | 43 600 | 6 943,62 | 47 668 | 262 643 | 450,98 |
| ANGOLA | 188 962 | 49 015 | -74,06 | 1 392 668 | 314 815 | -77,39 |
| CONGO | 80 | 350 | 337,50 | 6 484 | 23 288 | 259,16 |
| CAMEROON | 2 325 | 380 | -83,66 | 50 317 | 2 400 | -95,23 |
| NIGERIA | 0 | 40 773 | - | 0 | 405 579 | - |
| GABON | 1 807 | 26 696 | 1 377,37 | 21 985 | 128 330 | 483,72 |
| SENEGAL | 0 | 140 739 | - | 0 | 973 057 | - |
| UGANDA | 40 671 | 11 113 | -72,68 | 747 832 | 715 467 | -4,33 |
| SOUTH AFRICA | 403 890 | 106 434 | -73,65 | 2 663 600 | 511 075 | -80,81 |
| AUSTRALIA | 3 218 594 | 945 635 | -70,62 | 22 468 892 | 7 023 800 | -68,74 |
| NEW ZEALAND | 45 412 | 90 358 | 98,97 | 334 048 | 548 134 | 64,09 |
| FIJI | 112 | 42 | -62,50 | 7 720 | 7 397 | -4,18 |
| SOLOMON ISLANDS | 619 | 0 | -100,00 | 29 313 | 0 | -100,00 |
| EAST TIMOR | 40 678 | 22 034 218 | 54 067,41 | 121 758 | 298 317 | 145,01 |
| UNITED STATES | 3 525 886 | 3 323 635 | -5,74 | 44 497 097 | 47 464 361 | 6,67 |
| CANADA | 896 260 | 217 272 | -75,76 | 2 511 194 | 724 121 | -71,16 |
| MEXICO | 173 234 | 165 872 | -4,25 | 6 462 153 | 8 956 427 | 38,60 |
| PANAMA | 164 | 12 | -92,68 | 4 687 | 599 | -87,22 |
| CHILE | 178 113 | 211 302 | 18,63 | 671 847 | 1 160 093 | 72,67 |
| VENEZUELA | 41 900 | 0 | -100,00 | 366 276 | 0 | -100,00 |
| ARGENTINA | 3 292 | 255 590 | 7 663,97 | 25 700 | 1 637 268 | 6 270,69 |
| BRAZIL | 2 866 826 | 2 258 966 | -21,20 | 10 381 566 | 10 783 994 | 3,88 |
| COLOMBIA | 19 427 | 221 | -98,86 | 94 816 | 7 004 | -92,61 |
| BOLIVIA | 210 | 24 | -88,57 | 8 434 | 1 953 | -76,84 |
| ECUADOR | 1 400 | 63 502 | 4 435,86 | 24 035 | 273 856 | 1 039,41 |
| PERU | 47 978 | 52 819 | 10,09 | 598 687 | 268 927 | -55,08 |
| TRINIDAD AND TOBAGO | 90 | 0 | -100,00 | 3 093 | 0 | -100,00 |
| DOMINICAN REPUBLIC | 17 523 | 0 | -100,00 | 66 421 | 0 | -100,00 |
| UNITED KINGDOM | 560 476 | 697 346 | 24,42 | 12 773 541 | 14 675 082 | 14,89 |
| NETHERLANDS | 246 621 | 55 410 | -77,53 | 8 736 292 | 557 450 | -93,62 |
| FRANCE | 48 401 | 24 419 | -49,55 | 311 868 | 1 329 614 | 326,34 |
| GERMANY, FED. REP. OF | 519 128 | 774 246 | 49,14 | 4 010 746 | 10 642 539 | 165,35 |
| AUSTRIA | 0 | 35 | - | 0 | 1 910 | - |
| BELGIUM | 797 029 | 636 799 | -20,10 | 3 570 170 | 2 933 576 | -17,83 |
| SWITZERLAND | 20 | 132 | 560,00 | 39 | 3 264 | 8 269,23 |
| DENMARK | 635 | 1 132 | 78,27 | 73 642 | 49 133 | -33,28 |
| NORWAY | 2 063 | 3 843 | 86,28 | 41 644 | 288 666 | 593,18 |
| SWEDEN | 35 425 | 40 049 | 13,05 | 399 126 | 286 000 | -28,34 |
| FINLAND | 9 007 | 1 718 | -80,93 | 193 677 | 8 555 | -95,58 |
| IRELAND | 7 001 | 21 475 | 206,74 | 175 687 | 769 436 | 337,96 |
| ITALY | 1 597 | 217 762 | 13 535,69 | 88 240 | 1 995 445 | 2 161,38 |
| SPAIN | 1 024 | 85 | -91,70 | 69 610 | 5 960 | -91,44 |
| POLAND | 7 | 0 | -100,00 | 3 | 0 | -100,00 |
| ROMANIA | 1 363 | 515 | -62,22 | 18 329 | 4 629 | -74,74 |
| ALBANIA | 429 500 | 0 | -100,00 | 2 702 000 | 0 | -100,00 |
| AZERBAIJAN | 90 | 4 290 | 4 666,67 | 19 372 | 30 700 | 58,48 |
| KAZAKHSTAN | 903 | 475 | -47,40 | 11 988 | 3 749 | -68,73 |
| TAJKISTAN | 292 | 0 | -100,00 | 28 872 | 0 | -100,00 |
| TURKMENISTAN | 17 786 | 0 | -100,00 | 73 788 | 0 | -100,00 |
| UKRAINE | 25 | 0 | -100,00 | 30 | 0 | -100,00 |
| CZECH REPUBLIC | 785 | 1 362 | 73,50 | 13 195 | 19 678 | 49,13 |
| REP. OF MACEDONIA | 0 | 5 | - | 0 | 517 | - |
| RUSSIA FEDERATION | 604 259 | 632 420 | 4,66 | 2 719 976 | 2 195 107 | -19,30 |
| -SUKU CADANG KENDARAAN | 173 881 893 | 178 343 359 | 2,57 | 1 450 905 212 | 1 412 768 616 | -2,63 |
| JAPAN | 38 602 853 | 35 149 900 | -8,94 | 244 397 390 | 217 081 122 | -11,18 |
| HONG KONG | 29 279 | 45 868 | 56,66 | 296 414 | 454 689 | 53,40 |
| KOREA, DEM. PEOPLE'S REP. | 0 | 29 | - | 0 | 63 | - |
| KOREA, REPUBLIC OF | 440 909 | 351 847 | -20,20 | 3 050 869 | 2 813 887 | -7,77 |
| TAIWAN | 2 829 327 | 2 819 078 | -0,36 | 26 262 017 | 27 436 561 | 4,47 |
| CHINA | 4 378 303 | 2 166 778 | -50,51 | 62 165 526 | 36 536 463 | -41,23 |
| MONGOLIA | 266 | 134 203 | 50 352,26 | 2 021 | 900 946 | 44 479,22 |
| PAPUA NEW GUINEA | 20 446 | 6 013 | -70,59 | 181 010 | 61 624 | -65,96 |
| THAILAND | 30 691 251 | 33 806 806 | 10,15 | 305 779 602 | 275 768 067 | -9,81 |
| SINGAPORE | 21 350 528 | 15 942 994 | -25,33 | 180 745 782 | 141 232 674 | -21,86 |
| PHILIPPINES | 13 192 010 | 16 641 949 | 26,15 | 94 313 375 | 120 245 211 | 27,50 |
| MALAYSIA | 19 429 018 | 22 751 692 | 17,10 | 147 429 730 | 168 929 805 | 14,58 |
| MYANMAR | 22 105 | 15 569 | -29,57 | 57 985 | 89 947 | 55,12 |
| CAMBODIA | 242 464 | 45 932 | -81,06 | 957 056 | 135 425 | -85,85 |
| BRUNEI DARUSSALAM | 22 283 | 61 462 | 175,82 | 79 435 | 533 163 | 571,19 |

TABEL 5. PERKEMBANGAN EKSPOR INDONESIA MENURUT KOMODITI DAN NEGARA TUJUAN

| JENIS BARANG | BERAT BERSIH (KG) | | PERUB % | NILAI FOB (US \$) | | PERUB % |
|--------------------------------|-------------------|--------------|------------|-------------------|--------------|------------|
| | JAN-SEP 2012 | JAN-SEP 2013 | | JAN-SEP 2012 | JAN-SEP 2013 | |
| (1) | (2) | (3) | (4) | (5) | (6) | (7) |
| LAO PEOPLE'S DEM. REP. | 476 | 4 340 | 811,76 | 6 302 | 42 022 | 566,80 |
| NEPAL | 0 | 26 750 | - | 0 | 209 475 | - |
| VIET NAM | 4 936 010 | 5 890 859 | 19,34 | 52 202 259 | 58 583 353 | 12,22 |
| MALDIVES | 925 | 5 744 | 520,97 | 10 370 | 62 206 | 499,86 |
| INDIA | 4 723 495 | 3 517 215 | -25,54 | 39 727 190 | 27 840 027 | -29,92 |
| PAKISTAN | 1 254 880 | 1 355 054 | 7,98 | 8 722 508 | 12 145 819 | 39,25 |
| BANGLADESH | 317 693 | 296 814 | -6,57 | 621 303 | 758 430 | 22,07 |
| SRI LANKA | 154 491 | 131 455 | -14,91 | 423 218 | 495 025 | 16,97 |
| AFGHANISTAN | 304 | 10 | -96,71 | 3 338 | 500 | -85,02 |
| IRAQ | 162 | 0 | -100,00 | 4 100 | 0 | -100,00 |
| IRAN (ISLAMIC REPUBLIC OF) | 145 560 | 33 469 | -77,01 | 673 582 | 93 702 | -86,09 |
| SAUDI ARABIA | 295 460 | 538 249 | 82,17 | 2 115 605 | 3 599 333 | 70,13 |
| ISRAEL | 45 057 | 29 329 | -34,91 | 296 153 | 226 106 | -23,65 |
| KUWAIT | 100 588 | 142 019 | 41,19 | 377 110 | 521 402 | 38,26 |
| JORDAN | 24 063 | 26 954 | 12,01 | 73 237 | 118 996 | 62,48 |
| LEBANON | 6 498 | 110 556 | 1 601,39 | 117 776 | 1 120 134 | 851,07 |
| YEMEN | 73 922 | 127 340 | 72,26 | 531 525 | 737 008 | 38,66 |
| OMAN | 150 008 | 180 387 | 20,25 | 349 280 | 592 551 | 69,65 |
| TURKEY | 824 117 | 871 319 | 5,73 | 10 936 628 | 10 011 774 | -8,46 |
| UNITED ARAB EMIRATES | 689 060 | 993 180 | 44,14 | 1 627 701 | 2 615 985 | 60,72 |
| QATAR | 11 166 | 24 559 | 119,94 | 119 183 | 251 937 | 111,39 |
| BAHRAIN | 1 805 | 15 969 | 784,71 | 20 017 | 168 643 | 742,50 |
| CYPRUS | 16 310 | 21 823 | 33,80 | 74 753 | 86 192 | 15,30 |
| EGYPT | 592 616 | 659 677 | 11,32 | 3 274 263 | 3 435 759 | 4,93 |
| LIBYAN ARAB JAMAHIRIYA | 3 724 | 0 | -100,00 | 47 642 | 0 | -100,00 |
| MOROCCO | 17 093 | 19 871 | 16,25 | 49 545 | 54 890 | 10,79 |
| TUNISIA | 105 832 | 411 280 | 288,62 | 280 636 | 2 601 428 | 826,98 |
| ALGERIA | 0 | 33 680 | - | 0 | 264 633 | - |
| SUDAN | 9 008 | 2 110 | -76,58 | 138 799 | 16 174 | -88,35 |
| ETHIOPIA | 0 | 192 775 | - | 0 | 1 677 553 | - |
| TANZANIA, UNITED REP. OF | 42 276 | 500 | -98,82 | 186 790 | 1 031 | -99,45 |
| MADAGASCAR | 51 | 0 | -100,00 | 95 | 0 | -100,00 |
| KENYA | 752 | 0 | -100,00 | 2 056 | 0 | -100,00 |
| TOGO | 23 321 | 3 357 | -85,61 | 67 875 | 5 879 | -91,34 |
| GHANA | 531 | 12 702 | 2 292,09 | 8 193 | 5 410 | -33,97 |
| LIBERIA | 4 864 | 0 | -100,00 | 12 002 | 0 | -100,00 |
| GUINEA | 1 264 | 1 130 | -10,60 | 33 962 | 20 697 | -39,06 |
| ANGOLA | 0 | 63 330 | - | 0 | 448 947 | - |
| CONGO | 964 | 280 | -70,95 | 2 615 | 466 | -82,18 |
| CAMEROON | 162 | 130 | -19,75 | 1 022 | 128 | -87,48 |
| NIGERIA | 304 | 22 585 | 7 329,28 | 876 | 216 718 | 24 639,50 |
| GABON | 12 | 1 355 | 11 191,67 | 1 032 | 4 548 | 340,70 |
| SENEGAL | 134 | 6 243 | 4 558,96 | 289 | 2 656 | 819,03 |
| MAURITANIA | 528 | 0 | -100,00 | 5 211 | 0 | -100,00 |
| MALI | 0 | 48 | - | 0 | 4 443 | - |
| BENIN | 0 | 133 | - | 0 | 1 728 | - |
| BURKINA FASO | 40 690 | 37 253 | -8,45 | 308 735 | 328 353 | 6,35 |
| SEYCHELLES | 2 053 | 6 880 | 235,12 | 26 072 | 54 128 | 107,61 |
| UGANDA | 0 | 2 435 | - | 0 | 140 287 | - |
| SOUTH AFRICA | 1 109 270 | 1 702 020 | 53,44 | 13 830 532 | 18 304 618 | 32,35 |
| ZAMBIA | 308 | 0 | -100,00 | 9 757 | 0 | -100,00 |
| MAURITIUS | 400 | 3 403 | 750,75 | 650 | 11 336 | 1 644,00 |
| VIRGIN ISLANDS (BRITISH) | 88 | 215 | 144,32 | 855 | 1 635 | 91,23 |
| AUSTRALIA | 884 858 | 1 334 302 | 50,79 | 10 986 114 | 12 337 186 | 12,30 |
| NEW ZEALAND | 14 994 | 25 658 | 71,12 | 186 629 | 273 999 | 46,81 |
| PALAU | 0 | 50 | - | 0 | 1 283 | - |
| SAINT VINCENT AND THE GRENADIN | 193 | 2 561 | 1 226,94 | 2 885 | 19 047 | 560,21 |
| VANUATU | 970 | 2 154 | 122,06 | 15 215 | 22 745 | 49,49 |
| COOK ISLANDS | 0 | 2 328 | - | 0 | 20 520 | - |
| FIJI | 919 | 14 378 | 1 464,53 | 9 810 | 131 360 | 1 239,04 |
| EAST TIMOR | 592 841 | 816 992 | 37,81 | 1 192 585 | 1 510 913 | 26,69 |
| UNITED STATES | 4 260 357 | 5 324 165 | 24,97 | 39 399 810 | 44 386 282 | 12,66 |
| CANADA | 276 784 | 244 860 | -11,53 | 2 801 365 | 2 405 411 | -14,13 |
| MEXICO | 763 117 | 1 069 084 | 40,09 | 15 698 507 | 20 059 274 | 27,78 |
| GUATEMALA | 3 591 | 9 716 | 170,57 | 48 900 | 83 794 | 71,36 |
| HONDURAS | 55 054 | 43 837 | -20,37 | 191 535 | 190 800 | -0,38 |
| NICARAGUA | 5 051 | 3 481 | -31,08 | 60 481 | 42 776 | -29,27 |
| PANAMA | 6 498 | 21 652 | 233,21 | 66 501 | 173 317 | 160,62 |
| SURINAME | 0 | 2 | - | 0 | 231 | - |
| CHILE | 42 143 | 69 816 | 65,66 | 278 217 | 329 018 | 18,26 |
| VENEZUELA | 1 028 | 650 | -36,77 | 22 130 | 11 399 | -48,49 |
| ARGENTINA | 1 405 142 | 1 435 795 | 2,18 | 13 901 660 | 13 428 469 | -3,40 |
| BRAZIL | 5 976 658 | 7 337 057 | 22,76 | 87 906 897 | 101 399 401 | 15,35 |
| COLOMBIA | 190 844 | 616 420 | 223,00 | 1 357 963 | 5 418 330 | 299,00 |
| BOLIVIA | 8 482 | 3 782 | -55,41 | 153 289 | 42 667 | -72,17 |
| URUGUAY | 0 | 129 | - | 0 | 1 883 | - |
| ECUADOR | 9 081 | 9 802 | 7,94 | 49 106 | 57 842 | 17,79 |
| PERU | 54 684 | 318 949 | 483,26 | 288 619 | 2 300 413 | 697,04 |
| TRINIDAD AND TOBAGO | 1 750 | 2 832 | 61,83 | 23 465 | 27 590 | 17,58 |
| BAHAMAS | 268 | 436 | 62,69 | 3 658 | 3 940 | 7,71 |

TABEL 5. PERKEMBANGAN EKSPOR INDONESIA MENURUT KOMODITI DAN NEGARA TUJUAN

| JENIS BARANG | BERAT BERSIH (KG) | | PERUB | NILAI FOB (US \$) | | PERUB |
|-------------------------------|----------------------|----------------------|---------------|----------------------|----------------------|---------------|
| | JAN-SEP 2012 | JAN-SEP 2013 | % | JAN-SEP 2012 | JAN-SEP 2013 | % |
| (1) | (2) | (3) | (4) | (5) | (6) | (7) |
| JAMAICA | 555 | 472 | -14,95 | 9 254 | 7 447 | -19,53 |
| PUERTO RICO | 0 | 4 525 | - | 0 | 25 122 | - |
| DOMINICAN REPUBLIC | 13 160 | 31 816 | 141,76 | 76 088 | 208 612 | 174,17 |
| EL SALVADOR | 0 | 5 875 | - | 0 | 38 666 | - |
| COSTA RICA | 7 620 | 5 187 | -31,93 | 77 386 | 50 514 | -34,72 |
| HAITI | 209 | 6 634 | 3 074,16 | 3 014 | 125 708 | 4 070,80 |
| BARBADOS | 4 680 | 4 914 | 5,00 | 48 672 | 52 999 | 8,89 |
| ANTIGUA AND BARBUDA | 615 | 724 | 17,72 | 6 982 | 7 529 | 7,83 |
| ARUBA | 1 234 | 318 | -74,23 | 10 040 | 1 920 | -80,88 |
| BERMUDA | 1 010 | 13 076 | 1 194,65 | 12 595 | 129 066 | 924,74 |
| CAYMAN ISLANDS | 1 159 | 0 | -100,00 | 8 139 | 0 | -100,00 |
| DOMINICA | 653 | 631 | -3,37 | 8 116 | 6 358 | -21,66 |
| FRENCH POLYNESIA | 180 | 8 600 | 4 677,78 | 1 947 | 69 628 | 3 476,17 |
| GRENADA | 43 | 350 | 713,95 | 1 427 | 4 941 | 246,25 |
| NETHERLANDS ANTILLES | 319 | 300 | -5,96 | 4 455 | 5 377 | 20,70 |
| SAINT LUCIA | 216 | 155 | -28,24 | 2 841 | 2 774 | -2,36 |
| GUADELOUPE | 0 | 284 | - | 0 | 2 403 | - |
| SAINT KITTS AND NEVIS | 356 | 177 | -50,28 | 3 570 | 2 472 | -30,76 |
| UNITED KINGDOM | 1 263 349 | 912 095 | -27,80 | 16 148 695 | 11 610 819 | -28,10 |
| NETHERLANDS | 2 360 358 | 2 991 376 | 26,73 | 12 095 365 | 15 282 064 | 26,35 |
| FRANCE | 220 891 | 82 062 | -62,85 | 1 346 658 | 628 799 | -53,31 |
| GERMANY, FED. REP. OF | 3 195 834 | 3 856 523 | 20,67 | 15 623 038 | 18 004 133 | 15,24 |
| AUSTRIA | 2 834 | 467 | -83,52 | 32 569 | 14 352 | -55,93 |
| BELGIUM | 743 451 | 380 794 | -48,78 | 4 320 342 | 2 537 282 | -41,27 |
| SWITZERLAND | 560 | 2 | -99,64 | 14 291 | 31 | -99,78 |
| GIBRALTAR | 125 | 0 | -100,00 | 1 122 | 0 | -100,00 |
| DENMARK | 30 549 | 19 779 | -35,25 | 184 014 | 201 442 | 9,47 |
| NORWAY | 115 002 | 108 638 | -5,53 | 719 056 | 669 119 | -6,94 |
| SWEDEN | 1 268 875 | 945 556 | -25,48 | 7 542 544 | 5 481 445 | -27,33 |
| FINLAND | 643 358 | 261 215 | -59,40 | 3 608 299 | 1 340 858 | -62,84 |
| IRELAND | 0 | 110 | - | 0 | 2 100 | - |
| ITALY | 864 491 | 959 364 | 10,97 | 4 467 254 | 4 915 642 | 10,04 |
| SPAIN | 123 048 | 37 780 | -69,30 | 845 890 | 291 472 | -65,54 |
| PORTUGAL | 36 531 | 31 352 | -14,18 | 193 049 | 176 086 | -8,79 |
| GREECE | 125 690 | 97 904 | -22,11 | 668 671 | 592 753 | -11,35 |
| THE DEMOCRATIC REPUBLIC OF TH | 155 | 73 559 | 47 357,42 | 1 808 | 142 138 | 7 761,62 |
| HUNGARY | 211 723 | 153 718 | -27,40 | 859 450 | 613 126 | -28,66 |
| POLAND | 261 479 | 167 006 | -36,13 | 846 717 | 621 273 | -26,63 |
| ROMANIA | 15 137 | 0 | -100,00 | 39 688 | 0 | -100,00 |
| BULGARIA | 113 968 | 76 631 | -32,76 | 340 137 | 236 335 | -30,52 |
| ALBANIA | 0 | 1 991 | - | 0 | 17 339 | - |
| BELARUS | 35 | 0 | -100,00 | 4 307 | 0 | -100,00 |
| KAZAKHSTAN | 163 | 0 | -100,00 | 1 109 | 0 | -100,00 |
| UKRAINE | 3 564 | 32 341 | 807,44 | 41 191 | 282 667 | 586,23 |
| LITHUANIA | 25 032 | 141 180 | 464,00 | 149 476 | 587 344 | 292,94 |
| LATVIA | 41 131 | 46 916 | 14,06 | 153 519 | 180 266 | 17,42 |
| ESTONIA | 0 | 4 | - | 0 | 39 | - |
| GEORGIA | 4 931 | 342 | -93,06 | 30 536 | 2 857 | -90,64 |
| MALTA | 1 305 | 1 367 | 4,75 | 17 483 | 20 649 | 18,11 |
| SLOVAKIA | 10 316 | 16 467 | 59,63 | 43 102 | 58 381 | 35,45 |
| CZECH REPUBLIC | 1 566 | 7 055 | 350,51 | 41 333 | 31 311 | -24,25 |
| RUSSIA FEDERATION | 629 789 | 677 933 | 7,64 | 2 563 778 | 2 701 356 | 5,37 |
| -UBI KAYU OLAHAN | 1 703 757 | 5 300 602 | 211,11 | 1 520 123 | 3 257 187 | 114,27 |
| JAPAN | 202 410 | 0 | -100,00 | 70 699 | 0 | -100,00 |
| HONG KONG | 312 | 250 | -19,87 | 535 | 661 | 23,55 |
| KOREA, REPUBLIC OF | 79 415 | 166 495 | 109,65 | 156 611 | 240 985 | 53,87 |
| TAIWAN | 4 744 | 350 | -92,62 | 29 340 | 1 313 | -95,52 |
| CHINA | 767 306 | 4 181 598 | 444,97 | 301 748 | 1 694 711 | 461,63 |
| SINGAPORE | 21 002 | 5 100 | -75,72 | 26 640 | 17 783 | -33,25 |
| MALAYSIA | 273 910 | 108 211 | -60,49 | 125 853 | 232 849 | 85,02 |
| BRUNEI DARUSSALAM | 33 104 | 30 660 | -7,38 | 114 704 | 106 237 | -7,38 |
| VIET NAM | 0 | 553 | - | 0 | 2 775 | - |
| PAKISTAN | 0 | 39 300 | - | 0 | 8 922 | - |
| SAUDI ARABIA | 7 603 | 540 | -92,90 | 24 365 | 1 154 | -95,26 |
| OMAN | 0 | 30 | - | 0 | 56 | - |
| UNITED ARAB EMIRATES | 6 100 | 8 280 | 35,74 | 16 920 | 4 910 | -70,98 |
| MAURITIUS | 1 964 | 0 | -100,00 | 9 304 | 0 | -100,00 |
| AUSTRALIA | 58 383 | 56 469 | -3,28 | 113 720 | 112 062 | -1,46 |
| NEW ZEALAND | 8 961 | 127 044 | 1 317,74 | 30 166 | 61 911 | 105,23 |
| UNITED STATES | 57 316 | 418 501 | 630,16 | 160 283 | 439 734 | 174,35 |
| CANADA | 91 | 0 | -100,00 | 45 | 0 | -100,00 |
| UNITED KINGDOM | 116 267 | 115 330 | -0,81 | 230 775 | 238 836 | 3,49 |
| NETHERLANDS | 45 144 | 41 391 | -8,31 | 80 042 | 91 038 | 13,74 |
| BELGIUM | 19 725 | 0 | -100,00 | 28 373 | 0 | -100,00 |
| HUNGARY | 0 | 500 | - | 0 | 1 250 | - |
| -INDUSTRI LAINNYA | 2 806 084 456 | 3 094 855 655 | 10,29 | 7 611 602 281 | 7 437 030 110 | -2,29 |
| JAPAN | 105 893 308 | 98 755 805 | -6,74 | 1 431 684 916 | 1 082 191 216 | -24,41 |
| HONG KONG | 15 039 082 | 11 426 714 | -24,02 | 81 226 189 | 39 177 392 | -51,77 |

TABEL 5. PERKEMBANGAN EKSPOR INDONESIA MENURUT KOMODITI DAN NEGARA TUJUAN

| JENIS BARANG | BERAT BERSIH (KG) | | PERUB | NILAI FOB (US \$) | | PERUB |
|----------------------------|-------------------|--------------|-----------|-------------------|---------------|-----------|
| | JAN-SEP 2012 | JAN-SEP 2013 | % | JAN-SEP 2012 | JAN-SEP 2013 | % |
| | (1) | (2) | (3) | (4) | (5) | (6) |
| KOREA, DEM. PEOPLE'S REP. | 20 | 3 518 | 17 490,00 | 130 | 63 475 | 48 726,92 |
| KOREA, REPUBLIC OF | 83 644 340 | 86 222 862 | 3,08 | 144 589 267 | 158 527 456 | 9,64 |
| TAIWAN | 62 414 158 | 54 539 036 | -12,62 | 95 300 459 | 87 088 749 | -8,62 |
| CHINA | 386 377 900 | 497 275 786 | 28,70 | 294 284 313 | 340 604 836 | 15,74 |
| MONGOLIA | 246 580 | 345 387 | 40,07 | 774 590 | 1 020 937 | 31,80 |
| MACAU | 13 758 | 4 819 | -64,97 | 120 655 | 16 812 | -86,07 |
| PAPUA NEW GUINEA | 7 518 969 | 7 922 573 | 5,37 | 15 277 062 | 13 870 315 | -9,21 |
| THAILAND | 122 127 723 | 106 504 586 | -12,79 | 503 944 638 | 626 834 567 | 24,39 |
| SINGAPORE | 114 091 668 | 332 940 490 | 191,82 | 753 364 564 | 1 078 630 757 | 43,18 |
| PHILIPPINES | 86 560 496 | 74 475 670 | -13,96 | 171 275 987 | 212 290 919 | 23,95 |
| MALAYSIA | 176 523 076 | 482 393 718 | 173,28 | 337 817 513 | 540 381 030 | 59,96 |
| MYANMAR | 3 041 404 | 7 384 505 | 142,80 | 6 059 163 | 17 979 853 | 196,74 |
| CAMBODIA | 660 604 | 1 789 564 | 170,90 | 2 218 280 | 3 240 159 | 46,07 |
| BRUNEI DARUSSALAM | 3 566 229 | 7 339 918 | 105,82 | 2 602 417 | 4 213 106 | 61,89 |
| LAO PEOPLE'S DEM. REP. | 6 661 | 1 872 | -71,90 | 126 376 | 39 142 | -69,03 |
| NEPAL | 439 625 | 296 294 | -32,60 | 826 876 | 365 658 | -55,78 |
| BHUTAN | 1 712 | 0 | -100,00 | 30 194 | 0 | -100,00 |
| VIET NAM | 30 360 797 | 34 364 199 | 13,19 | 114 136 391 | 145 221 575 | 27,24 |
| MALDIVES | 2 508 447 | 2 214 565 | -11,72 | 2 665 185 | 2 318 763 | -13,00 |
| INDIA | 33 697 246 | 33 854 890 | 0,47 | 111 189 753 | 108 744 334 | -2,20 |
| PAKISTAN | 44 830 232 | 20 924 192 | -53,33 | 30 624 335 | 16 327 374 | -46,68 |
| BANGLADESH | 15 757 120 | 26 325 540 | 67,07 | 18 733 307 | 19 981 001 | 6,66 |
| SRI LANKA | 6 516 311 | 5 558 519 | -14,70 | 13 049 091 | 13 034 403 | -0,11 |
| AFGHANISTAN | 52 737 | 28 924 | -45,15 | 900 435 | 952 639 | 5,80 |
| IRAQ | 1 867 968 | 6 350 097 | 239,95 | 7 155 471 | 9 499 031 | 32,75 |
| IRAN (ISLAMIC REPUBLIC OF) | 5 347 592 | 1 363 199 | -74,51 | 22 321 426 | 3 736 927 | -83,26 |
| SAUDI ARABIA | 14 717 248 | 16 527 852 | 12,30 | 37 260 219 | 46 679 309 | 25,28 |
| ISRAEL | 1 570 190 | 2 286 399 | 45,61 | 5 338 991 | 6 880 153 | 28,87 |
| KUWAIT | 2 407 372 | 6 357 024 | 164,06 | 3 426 126 | 4 665 259 | 36,17 |
| JORDAN | 548 336 | 1 432 215 | 161,19 | 1 628 289 | 3 485 796 | 114,08 |
| LEBANON | 1 375 355 | 2 499 800 | 81,76 | 9 153 047 | 4 547 610 | -50,32 |
| YEMEN | 974 387 | 919 099 | -5,67 | 2 663 943 | 3 139 781 | 17,86 |
| OMAN | 336 598 | 639 140 | 89,88 | 1 413 965 | 3 225 338 | 128,11 |
| SYRIA ARAB REPUBLIC | 137 464 | 64 964 | -52,74 | 484 317 | 249 655 | -48,45 |
| TURKEY | 15 660 867 | 19 258 762 | 22,97 | 25 335 659 | 39 024 641 | 54,03 |
| UNITED ARAB EMIRATES | 14 950 148 | 47 126 675 | 215,23 | 54 152 340 | 48 552 215 | -10,34 |
| QATAR | 939 106 | 1 428 701 | 52,13 | 3 000 019 | 5 317 109 | 77,24 |
| BAHRAIN | 932 121 | 1 501 554 | 61,09 | 1 274 701 | 2 518 598 | 97,58 |
| CYPRUS | 322 260 | 370 414 | 14,94 | 729 690 | 1 104 636 | 51,38 |
| EGYPT | 5 609 449 | 7 918 246 | 41,16 | 19 735 190 | 27 778 818 | 40,76 |
| LIBYAN ARAB JAMAHIRIYA | 1 937 478 | 718 481 | -62,92 | 7 141 828 | 1 966 300 | -72,47 |
| MOROCCO | 2 294 143 | 1 083 078 | -52,79 | 8 174 974 | 4 333 951 | -46,99 |
| TUNISIA | 1 430 618 | 2 283 788 | 59,64 | 4 742 120 | 7 237 351 | 52,62 |
| ALGERIA | 5 451 781 | 5 534 426 | 1,52 | 20 552 540 | 22 814 059 | 11,00 |
| SUDAN | 308 513 | 270 556 | -12,30 | 1 936 570 | 1 484 773 | -23,33 |
| ERITREA | 97 380 | 175 500 | 80,22 | 131 990 | 256 800 | 94,56 |
| NAMIBIA | 159 564 | 71 505 | -55,19 | 91 221 | 61 836 | -32,21 |
| ETHIOPIA | 491 515 | 17 183 | -96,50 | 2 104 761 | 451 278 | -78,56 |
| TANZANIA, UNITED REP. OF | 2 056 124 | 706 361 | -65,65 | 6 877 664 | 2 842 281 | -58,67 |
| MADAGASCAR | 818 938 | 1 110 008 | 35,54 | 726 800 | 801 781 | 10,32 |
| SOMALIA | 0 | 14 183 | - | 0 | 120 375 | - |
| KENYA | 2 192 764 | 1 590 977 | -27,44 | 8 991 327 | 6 086 484 | -32,31 |
| REUNION | 369 746 | 275 739 | -25,42 | 552 187 | 494 169 | -10,51 |
| MOZAMBIQUE | 1 342 191 | 950 751 | -29,16 | 1 668 421 | 1 263 658 | -24,26 |
| BOTSWANA | 10 | 214 | 2 040,00 | 160 | 28 | -82,50 |
| EQUATORIAL GUINEA | 34 213 | 21 541 | -37,04 | 68 810 | 65 982 | -4,11 |
| TOGO | 335 564 | 490 255 | 46,10 | 619 016 | 1 059 135 | 71,10 |
| GHANA | 5 374 791 | 6 850 036 | 27,45 | 10 943 479 | 17 350 045 | 58,54 |
| LIBERIA | 206 598 | 109 488 | -47,00 | 1 080 535 | 312 959 | -71,04 |
| GUINEA | 1 547 547 | 895 832 | -42,11 | 3 879 753 | 925 729 | -76,14 |
| ANGOLA | 1 595 507 | 2 101 113 | 31,69 | 3 242 264 | 3 404 133 | 4,99 |
| CONGO | 50 800 | 41 944 | -17,43 | 170 312 | 55 746 | -67,27 |
| CAMEROON | 265 538 | 89 870 | -66,16 | 1 529 371 | 389 939 | -74,50 |
| NIGERIA | 13 151 765 | 17 468 458 | 32,82 | 27 797 848 | 38 655 952 | 39,06 |
| SIERRA LEONE | 60 571 | 99 130 | 63,66 | 189 502 | 288 163 | 52,06 |
| GABON | 37 819 | 172 793 | 356,89 | 99 893 | 857 333 | 758,25 |
| COTE D'IVOIRE | 985 250 | 618 139 | -37,26 | 3 108 918 | 2 929 623 | -5,77 |
| SENEGAL | 464 094 | 655 256 | 41,19 | 1 785 643 | 2 450 024 | 37,21 |
| MAURITANIA | 422 566 | 228 991 | -45,81 | 1 433 759 | 859 254 | -40,07 |
| MALI | 67 949 | 39 026 | -42,57 | 133 528 | 130 194 | -2,50 |
| BENIN | 698 860 | 1 099 994 | 57,40 | 1 021 474 | 1 840 318 | 80,16 |
| BURKINA FASO | 222 107 | 356 223 | 60,38 | 809 766 | 1 458 380 | 80,10 |
| GAMBIA | 22 841 | 43 045 | 88,45 | 94 916 | 99 916 | 5,27 |
| U.S. VIRGIN ISLANDS | 9 288 | 32 392 | 248,75 | 34 013 | 14 735 | -56,68 |
| SEYCHELLES | 1 186 235 | 350 398 | -70,46 | 1 506 641 | 591 241 | -60,76 |
| UGANDA | 70 853 | 210 986 | 197,78 | 271 673 | 2 219 489 | 716,97 |
| NIGER | 53 395 | 45 840 | -14,15 | 80 578 | 444 214 | 451,28 |
| DJIBOUTI | 217 527 | 327 033 | 50,34 | 179 257 | 1 231 715 | 587,12 |
| SAO TOME AND PRINCIPE | 16 623 | 27 665 | 66,43 | 12 133 | 45 588 | 275,74 |
| SWAZILAND | 135 445 | 107 411 | -20,70 | 717 126 | 591 729 | -17,49 |

TABEL 5. PERKEMBANGAN EKSPOR INDONESIA MENURUT KOMODITI DAN NEGARA TUJUAN

| JENIS BARANG | BERAT BERSIH (KG) | | PERUB | NILAI FOB (US \$) | | PERUB |
|--------------------------------|-------------------|--------------|-----------|-------------------|--------------|----------|
| | JAN-SEP 2012 | JAN-SEP 2013 | % | JAN-SEP 2012 | JAN-SEP 2013 | % |
| | (1) | (2) | (3) | (4) | (5) | (6) |
| SOUTH AFRICA | 10 546 327 | 12 844 556 | 21,79 | 48 733 307 | 52 351 639 | 7,42 |
| ZIMBABWE | 20 053 | 688 | -96,57 | 42 343 | 281 | -99,34 |
| ZAMBIA | 17 777 | 1 411 | -92,06 | 98 641 | 12 410 | -87,42 |
| MALAWI | 23 444 | 38 018 | 62,17 | 68 856 | 53 396 | -22,45 |
| COMOROS | 48 343 | 83 688 | 73,11 | 136 985 | 92 018 | -32,83 |
| BURUNDI | 163 810 | 0 | -100,00 | 749 833 | 0 | -100,00 |
| MAURITIUS | 327 239 | 466 304 | 42,50 | 933 045 | 952 678 | 2,10 |
| RWANDA | 0 | 2 985 | - | 0 | 30 000 | - |
| VIRGIN ISLANDS (BRITISH) | 20 851 | 52 534 | 151,95 | 20 930 | 121 459 | 480,31 |
| AUSTRALIA | 165 390 113 | 134 663 655 | -18,58 | 280 106 044 | 344 012 200 | 22,81 |
| NEW ZEALAND | 5 680 075 | 4 267 019 | -24,88 | 12 422 721 | 9 100 729 | -26,74 |
| MICRONESIA, FED. STATES OF | 2 097 | 350 | -83,31 | 70 450 | 17 654 | -74,94 |
| GUAM | 25 603 | 122 944 | 380,19 | 33 593 | 112 804 | 235,80 |
| PALAU | 2 176 | 17 061 | 684,05 | 4 540 | 26 060 | 474,01 |
| NAURU | 12 672 | 0 | -100,00 | 4 235 | 0 | -100,00 |
| NEW CALEDONIA | 799 922 | 352 164 | -55,98 | 633 192 | 395 205 | -37,59 |
| NORTHERN MARIANA ISLANDS | 3 188 | 1 972 | -38,14 | 7 403 | 4 681 | -36,77 |
| SAINT VINCENT AND THE GRENADIN | 2 963 | 7 535 | 154,30 | 3 949 | 12 697 | 221,52 |
| VANUATU | 198 726 | 127 731 | -35,73 | 195 025 | 274 694 | 40,85 |
| WALLIS AND FUTUNA ISLANDS | 4 715 | 4 040 | -14,32 | 9 266 | 9 087 | -1,93 |
| AMERICAN SAMOA | 27 266 | 6 660 | -75,57 | 23 038 | 10 012 | -56,54 |
| COOK ISLANDS | 5 288 | 10 853 | 105,24 | 61 061 | 20 221 | -66,88 |
| FIJI | 79 707 | 211 497 | 165,34 | 384 758 | 520 344 | 35,24 |
| KIRIBATI | 19 543 | 34 374 | 75,89 | 13 613 | 44 327 | 225,62 |
| MARSHALL ISLANDS | 3 779 | 2 448 | -35,22 | 20 480 | 15 093 | -26,30 |
| SAMOA | 60 840 | 30 973 | -49,09 | 72 316 | 72 051 | -0,37 |
| SOLOMON ISLANDS | 460 178 | 372 670 | -19,02 | 2 046 789 | 1 495 315 | -26,94 |
| TONGA | 110 898 | 88 135 | -20,53 | 178 146 | 138 286 | -22,37 |
| TUVALU | 1 495 | 2 004 | 34,05 | 8 069 | 4 663 | -42,21 |
| TOKELAU | 0 | 714 | - | 0 | 642 | - |
| EAST TIMOR | 22 315 609 | 32 104 074 | 43,86 | 26 487 348 | 27 424 807 | 3,54 |
| UNITED STATES | 68 505 835 | 228 663 265 | 233,79 | 792 940 276 | 865 416 348 | 9,14 |
| CANADA | 2 631 465 | 2 516 568 | -4,37 | 19 261 982 | 21 974 924 | 14,08 |
| MEXICO | 1 117 965 | 1 878 748 | 68,05 | 12 525 150 | 16 479 422 | 31,57 |
| GUATEMALA | 348 219 | 231 584 | -33,49 | 2 414 813 | 1 298 473 | -46,23 |
| HONDURAS | 116 260 | 178 819 | 53,81 | 392 974 | 717 293 | 82,53 |
| NICARAGUA | 10 500 | 36 360 | 246,29 | 50 446 | 156 551 | 210,33 |
| PANAMA | 495 350 | 925 999 | 86,94 | 2 384 644 | 4 548 138 | 90,73 |
| CUBA | 0 | 1 680 | - | 0 | 2 577 | - |
| CURACAO | 0 | 250 | - | 0 | 200 | - |
| SURINAME | 421 036 | 152 267 | -63,84 | 1 573 795 | 375 721 | -76,13 |
| CHILE | 6 102 235 | 4 832 328 | -20,81 | 21 962 554 | 21 670 037 | -1,33 |
| VENEZUELA | 4 597 919 | 3 114 756 | -32,26 | 8 531 285 | 3 513 509 | -58,82 |
| ARGENTINA | 3 901 254 | 13 039 962 | 234,25 | 25 759 892 | 31 751 199 | 23,26 |
| BRAZIL | 5 009 372 | 5 977 259 | 19,32 | 36 802 955 | 47 208 817 | 28,27 |
| COLOMBIA | 939 178 | 1 114 587 | 18,68 | 5 550 451 | 7 377 850 | 32,92 |
| BOLIVIA | 199 432 | 2 061 | -98,97 | 3 281 416 | 50 718 | -98,45 |
| URUGUAY | 241 868 | 187 324 | -22,55 | 1 151 685 | 583 767 | -49,31 |
| PARAGUAY | 104 138 | 229 622 | 120,50 | 536 212 | 695 019 | 29,62 |
| ECUADOR | 1 098 983 | 1 183 614 | 7,70 | 4 617 368 | 6 704 300 | 45,20 |
| PERU | 14 876 349 | 6 099 246 | -59,00 | 30 186 290 | 21 832 493 | -27,67 |
| GUYANA | 22 668 | 34 835 | 53,67 | 131 796 | 284 090 | 115,55 |
| TRINIDAD AND TOBAGO | 212 246 | 196 699 | -7,32 | 707 455 | 635 584 | -10,16 |
| BAHAMAS | 9 578 | 3 665 | -61,74 | 24 899 | 15 597 | -37,36 |
| JAMAICA | 27 240 | 12 811 | -52,97 | 70 879 | 33 269 | -53,06 |
| PUERTO RICO | 52 330 | 11 551 112 | 21 973,59 | 188 991 | 8 810 116 | 4 561,66 |
| BELIZE | 8 248 | 0 | -100,00 | 18 458 | 0 | -100,00 |
| DOMINICAN REPUBLIC | 309 289 | 498 961 | 61,33 | 855 992 | 951 777 | 11,19 |
| EL SALVADOR | 63 901 | 112 837 | 76,58 | 327 276 | 582 912 | 78,11 |
| COSTA RICA | 373 758 | 423 546 | 13,32 | 1 134 850 | 1 126 418 | -0,74 |
| HAITI | 125 779 | 118 110 | -6,10 | 231 340 | 724 408 | 213,14 |
| BARBADOS | 21 494 | 21 853 | 1,67 | 17 787 | 168 854 | 849,31 |
| ANTIGUA AND BARBUDA | 1 467 | 7 394 | 404,02 | 4 136 | 52 480 | 1 168,86 |
| ANGUILLA | 200 | 650 | 225,00 | 943 | 2 200 | 133,30 |
| ARUBA | 11 102 | 25 837 | 132,72 | 8 838 | 168 001 | 1 800,89 |
| BERMUDA | 253 | 12 234 | 4 735,57 | 2 179 | 37 264 | 1 610,14 |
| CAPE VERDE | 43 720 | 86 583 | 98,04 | 140 569 | 177 623 | 26,36 |
| CAYMAN ISLANDS | 505 | 450 | -10,89 | 95 | 524 | 451,58 |
| FRENCH GUIANA | 1 204 | 8 330 | 591,86 | 1 695 | 17 283 | 919,65 |
| FRENCH POLYNESIA | 265 162 | 237 834 | -10,31 | 257 398 | 303 142 | 17,77 |
| GRENADA | 19 219 | 17 224 | -10,38 | 35 880 | 12 570 | -64,97 |
| MARTINIQUE | 21 282 | 9 350 | -56,07 | 54 172 | 32 131 | -40,69 |
| NETHERLANDS ANTILLES | 247 709 | 144 344 | -41,73 | 862 078 | 113 541 | -86,83 |
| SAINT LUCIA | 2 930 | 560 | -80,89 | 36 887 | 15 678 | -57,50 |
| TURKS AND CAICOS ISLANDS | 12 | 972 | 8 000,00 | 600 | 9 182 | 1 430,33 |
| GUADELOUPE | 166 053 | 270 240 | 62,74 | 310 320 | 676 934 | 118,14 |
| SAINT KITTS AND NEVIS | 4 587 | 26 866 | 485,70 | 31 335 | 92 432 | 194,98 |
| UNITED KINGDOM | 9 899 182 | 9 168 315 | -7,38 | 117 280 024 | 72 226 966 | -38,41 |
| NETHERLANDS | 342 747 168 | 172 419 418 | -49,69 | 391 526 594 | 206 368 944 | -47,29 |
| FRANCE | 11 974 116 | 9 412 410 | -21,39 | 64 710 847 | 53 395 604 | -17,49 |

TABEL 5. PERKEMBANGAN EKSPOR INDONESIA MENURUT KOMODITI DAN NEGARA TUJUAN

| JENIS BARANG | BERAT BERSIH (KG) | | PERUB | NILAI FOB (US \$) | | PERUB |
|-------------------------------|-----------------------|-----------------------|--------------|----------------------|----------------------|---------------|
| | JAN-SEP 2012 | JAN-SEP 2013 | % | JAN-SEP 2012 | JAN-SEP 2013 | % |
| (1) | (2) | (3) | (4) | (5) | (6) | (7) |
| GERMANY, FED. REP. OF | 41 376 984 | 31 798 509 | -23,15 | 420 936 528 | 308 472 395 | -26,72 |
| AUSTRIA | 326 260 | 562 522 | 72,42 | 2 783 803 | 8 897 174 | 219,61 |
| BELGIUM | 14 607 912 | 8 105 025 | -44,52 | 48 988 821 | 36 790 869 | -24,90 |
| SWITZERLAND | 338 891 | 364 213 | 7,47 | 2 877 851 | 4 915 130 | 70,79 |
| LUXEMBOURG | 616 | 373 | -39,45 | 128 076 | 292 616 | 128,47 |
| MONACO | 1 115 | 0 | -100,00 | 28 962 | 0 | -100,00 |
| DENMARK | 3 193 844 | 2 480 529 | -22,33 | 11 504 211 | 4 875 501 | -57,62 |
| NORWAY | 20 259 732 | 17 237 583 | -14,92 | 7 437 896 | 11 504 107 | 54,67 |
| SWEDEN | 3 576 214 | 646 476 | -81,92 | 11 688 618 | 5 444 261 | -53,42 |
| FINLAND | 2 555 426 | 1 372 461 | -46,29 | 32 737 158 | 16 868 239 | -48,47 |
| IRELAND | 280 945 | 15 023 | -94,65 | 352 321 | 168 744 | -52,11 |
| ITALY | 315 129 098 | 114 458 036 | -63,68 | 339 408 221 | 126 568 173 | -62,71 |
| SPAIN | 277 553 444 | 162 264 213 | -41,54 | 281 379 040 | 140 196 074 | -50,18 |
| PORTUGAL | 1 584 579 | 1 928 657 | 21,71 | 6 392 862 | 4 560 233 | -28,67 |
| ICELAND | 3 217 | 0 | -100,00 | 22 410 | 0 | -100,00 |
| GREECE | 5 985 356 | 4 866 010 | -18,70 | 6 260 964 | 5 188 797 | -17,12 |
| ANDORRA | 3 397 | 817 | -75,95 | 12 937 | 6 722 | -48,04 |
| THE DEMOCRATIC REPUBLIC OF TH | 112 319 | 455 658 | 305,68 | 109 679 | 1 523 029 | 1 288,62 |
| HUNGARY | 227 191 | 202 324 | -10,95 | 2 589 329 | 2 308 178 | -10,86 |
| POLAND | 2 665 443 | 6 737 205 | 152,76 | 8 164 101 | 13 489 789 | 65,23 |
| ROMANIA | 7 123 000 | 201 545 | -97,17 | 7 543 501 | 1 683 794 | -77,68 |
| BULGARIA | 90 363 | 58 630 | -35,12 | 521 312 | 349 051 | -33,04 |
| ALBANIA | 80 833 | 11 017 211 | 13 529,60 | 362 512 | 9 091 489 | 2 407,91 |
| ARMENIA | 244 | 1 044 | 327,87 | 35 630 | 16 767 | -52,94 |
| AZERBAIJAN | 17 923 | 165 472 | 823,24 | 56 461 | 533 944 | 845,69 |
| BELARUS | 17 408 | 21 173 | 21,63 | 214 211 | 334 637 | 56,22 |
| KAZAKHSTAN | 188 121 | 89 151 | -52,61 | 1 266 149 | 582 721 | -53,98 |
| KYRGYZSTAN | 18 755 | 43 037 | 129,47 | 65 558 | 172 590 | 163,26 |
| MOLDOVA, REPUBLIC OF | 7 907 | 110 | -98,61 | 43 008 | 6 840 | -84,10 |
| TAJKIKISTAN | 248 148 | 225 440 | -9,15 | 897 876 | 870 126 | -3,09 |
| TURKMENISTAN | 8 100 | 197 | -97,57 | 109 740 | 1 480 | -98,65 |
| UKRAINE | 2 308 083 | 1 205 592 | -47,77 | 8 945 268 | 4 911 205 | -45,10 |
| UZBEKISTAN | 841 140 | 1 054 805 | 25,40 | 2 929 712 | 3 972 413 | 35,59 |
| LITHUANIA | 61 328 | 195 320 | 218,48 | 381 337 | 562 285 | 47,45 |
| LATVIA | 207 470 | 955 992 | 360,79 | 991 042 | 2 245 060 | 126,54 |
| ESTONIA | 246 909 | 398 738 | 61,49 | 175 457 | 343 806 | 95,95 |
| GEORGIA | 63 854 | 33 207 | -48,00 | 97 498 | 84 728 | -13,10 |
| CROATIA | 75 320 | 76 225 | 1,20 | 332 546 | 288 893 | -13,13 |
| BOSNIA AND HERZEGOVINA | 11 569 | 13 095 | 13,19 | 70 162 | 50 893 | -27,46 |
| MALTA | 28 267 | 2 793 | -90,12 | 141 477 | 27 628 | -80,47 |
| SLOVAKIA | 22 117 | 12 289 | -44,44 | 269 998 | 266 105 | -1,44 |
| SLOVENIA | 469 078 | 120 666 | -74,28 | 5 303 522 | 463 153 | -91,27 |
| CZECH REPUBLIC | 211 959 | 228 485 | 7,80 | 1 541 588 | 1 238 672 | -19,65 |
| REP. OF MACEDONIA | 237 | 2 843 | 1 099,58 | 11 950 | 39 383 | 229,56 |
| RUSSIA FEDERATION | 4 455 771 | 7 894 168 | 77,17 | 20 621 157 | 28 070 380 | 36,12 |
| SERBIA | 1 550 | 3 865 | 149,35 | 1 311 | 7 483 | 470,79 |
| MONTENEGRO | 1 387 | 6 436 | 364,02 | 1 783 | 18 216 | 921,65 |
| BIJI TEMBAGA | 839 573 477 | 880 936 957 | 4,93 | 1 971 342 527 | 1 750 176 426 | -11,22 |
| JAPAN | 317 914 841 | 289 197 711 | -9,03 | 760 908 394 | 556 099 156 | -26,92 |
| HONG KONG | 74 928 | 0 | -100,00 | 23 036 | 0 | -100,00 |
| KOREA, REPUBLIC OF | 142 256 676 | 140 239 973 | -1,42 | 283 010 350 | 251 040 454 | -11,30 |
| TAIWAN | 71 484 | 0 | -100,00 | 4 356 | 0 | -100,00 |
| CHINA | 72 821 949 | 110 700 466 | 52,02 | 166 133 974 | 222 832 397 | 34,13 |
| THAILAND | 2 406 243 | 64 290 | -97,33 | 562 344 | 57 300 | -89,81 |
| PHILIPPINES | 35 300 238 | 80 735 451 | 128,71 | 70 953 558 | 184 103 756 | 159,47 |
| VIET NAM | 43 060 | 0 | -100,00 | 8 612 | 0 | -100,00 |
| INDIA | 137 304 779 | 144 202 418 | 5,02 | 356 814 375 | 316 777 640 | -11,22 |
| GERMANY, FED. REP. OF | 32 976 956 | 17 582 606 | -46,68 | 60 468 761 | 24 945 264 | -58,75 |
| BELGIUM | 235 535 | 46 675 | -80,18 | 87 778 | 67 411 | -23,20 |
| SPAIN | 98 166 788 | 98 167 367 | 0,00 | 272 366 989 | 194 253 048 | -28,68 |
| BIJI NIKEL | 29 436 285 192 | 41 465 189 183 | 40,86 | 930 467 875 | 1 143 264 340 | 22,87 |
| JAPAN | 1 078 906 185 | 1 442 290 263 | 33,68 | 73 455 159 | 85 949 456 | 17,01 |
| HONG KONG | 110 641 000 | 324 154 473 | 192,98 | 3 473 360 | 7 326 508 | 110,93 |
| KOREA, REPUBLIC OF | 0 | 55 000 000 | - | 0 | 1 210 000 | - |
| CHINA | 25 829 319 701 | 37 077 157 362 | 43,55 | 761 403 690 | 965 882 299 | 26,86 |
| TURKEY | 0 | 38 448 585 | - | 0 | 1 972 914 | - |
| AUSTRALIA | 1 085 215 000 | 1 153 485 000 | 6,29 | 21 998 236 | 15 522 131 | -29,44 |
| GREECE | 482 783 606 | 300 149 300 | -37,83 | 21 726 425 | 18 590 035 | -14,44 |
| UKRAINE | 849 419 700 | 1 074 504 200 | 26,50 | 48 411 005 | 46 810 997 | -3,31 |
| BAUKSIT | 22 413 798 768 | 41 859 026 565 | 86,76 | 443 907 446 | 983 690 622 | 121,60 |
| JAPAN | 173 133 971 | 140 665 725 | -18,75 | 4 692 149 | 4 536 694 | -3,31 |
| HONG KONG | 0 | 69 248 394 | - | 0 | 2 265 450 | - |
| KOREA, REPUBLIC OF | 0 | 169 789 | - | 0 | 27 454 | - |
| TAIWAN | 55 727 723 | 0 | -100,00 | 1 148 228 | 0 | -100,00 |
| CHINA | 22 070 377 740 | 41 491 122 118 | 87,99 | 436 138 155 | 973 332 019 | 123,17 |
| THAILAND | 113 960 000 | 14 250 820 | -87,49 | 1 538 460 | 315 430 | -79,50 |
| VIET NAM | 311 130 | 113 000 | -63,68 | 80 033 | 20 400 | -74,51 |

TABEL 5. PERKEMBANGAN EKSPOR INDONESIA MENURUT KOMODITI DAN NEGARA TUJUAN

| JENIS BARANG | BERAT BERSIH (KG) | | PERUB % | NILAI FOB (US \$) | | PERUB % |
|----------------------------|------------------------|------------------------|---------------|-----------------------|-----------------------|---------------|
| | JAN-SEP 2012 | JAN-SEP 2013 | | JAN-SEP 2012 | JAN-SEP 2013 | |
| | (1) | (2) | (3) | (4) | (5) | (6) |
| INDIA | 0 | 143 134 000 | - | 0 | 2 878 425 | - |
| EAST TIMOR | 0 | 200 | - | 0 | 62 | - |
| UNITED KINGDOM | 0 | 31 590 | - | 0 | 78 760 | - |
| GERMANY, FED. REP. OF | 185 904 | 59 790 | -67,84 | 223 439 | 64 952 | -70,93 |
| BELGIUM | 96 460 | 83 840 | -13,08 | 66 847 | 76 576 | 14,55 |
| FINLAND | 5 840 | 0 | -100,00 | 20 135 | 0 | -100,00 |
| ITALY | 0 | 147 299 | - | 0 | 94 400 | - |
| BIJI TIMAH/TIN | 533 368 | 176 016 | -67,00 | 29 533 | 888 | -96,99 |
| SINGAPORE | 0 | 16 | - | 0 | 8 | - |
| MALAYSIA | 240 000 | 0 | -100,00 | 28 153 | 0 | -100,00 |
| NETHERLANDS | 293 368 | 176 000 | -40,01 | 1 380 | 880 | -36,23 |
| BATU BARA | 272 574 689 182 | 313 717 810 533 | 15,09 | 19 570 429 467 | 18 402 081 650 | -5,97 |
| JAPAN | 26 033 647 627 | 28 465 906 020 | 9,34 | 2 719 860 995 | 2 491 933 047 | -8,38 |
| HONG KONG | 9 949 194 090 | 10 261 244 000 | 3,14 | 735 656 438 | 661 772 005 | -10,04 |
| KOREA, REPUBLIC OF | 27 629 433 719 | 27 757 346 383 | 0,46 | 1 945 552 647 | 1 598 438 667 | -17,84 |
| TAIWAN | 21 780 924 391 | 20 071 207 013 | -7,85 | 1 883 127 252 | 1 449 490 702 | -23,03 |
| CHINA | 78 233 945 141 | 91 891 268 735 | 17,46 | 5 239 033 247 | 4 942 865 692 | -5,65 |
| THAILAND | 11 081 076 697 | 10 798 833 259 | -2,55 | 755 042 228 | 634 916 886 | -15,91 |
| SINGAPORE | 151 770 000 | 323 460 670 | 113,13 | 14 836 939 | 15 990 060 | 7,77 |
| PHILIPPINES | 8 620 007 880 | 10 995 602 516 | 27,56 | 745 238 796 | 783 660 708 | 5,16 |
| MALAYSIA | 12 412 394 403 | 13 567 677 825 | 9,31 | 1 049 756 570 | 915 226 181 | -12,82 |
| MYANMAR | 0 | 8 469 507 | - | 0 | 347 249 | - |
| CAMBODIA | 161 360 962 | 219 637 525 | 36,12 | 12 299 770 | 14 649 778 | 19,11 |
| VIET NAM | 903 559 701 | 1 388 072 636 | 53,62 | 83 123 840 | 101 653 627 | 22,29 |
| INDIA | 65 246 969 288 | 90 081 009 792 | 38,06 | 3 552 517 183 | 4 253 037 707 | 19,72 |
| PAKISTAN | 1 340 192 000 | 770 268 310 | -42,53 | 119 795 380 | 60 456 323 | -49,53 |
| BANGLADESH | 0 | 29 914 000 | - | 0 | 2 004 238 | - |
| SRI LANKA | 679 477 282 | 271 152 572 | -60,09 | 60 043 985 | 21 712 859 | -63,84 |
| IRAN (ISLAMIC REPUBLIC OF) | 0 | 42 301 000 | - | 0 | 4 441 605 | - |
| SAUDI ARABIA | 0 | 16 001 282 | - | 0 | 1 040 083 | - |
| JORDAN | 4 452 760 | 0 | -100,00 | 801 497 | 0 | -100,00 |
| OMAN | 0 | 16 850 | - | 0 | 44 466 | - |
| TURKEY | 0 | 147 100 000 | - | 0 | 17 357 800 | - |
| UNITED ARAB EMIRATES | 0 | 55 845 000 | - | 0 | 1 563 660 | - |
| SIERRA LEONE | 0 | 21 010 258 | - | 0 | 1 680 820 | - |
| SWAZILAND | 0 | 39 344 000 | - | 0 | 3 226 208 | - |
| SOUTH AFRICA | 20 157 | 0 | -100,00 | 642 | 0 | -100,00 |
| AUSTRALIA | 15 545 | 0 | -100,00 | 335 | 0 | -100,00 |
| NEW ZEALAND | 62 737 000 | 411 335 000 | 555,65 | 5 216 251 | 31 099 929 | 496,21 |
| UNITED STATES | 159 869 000 | 713 074 370 | 346,04 | 10 614 782 | 46 005 376 | 333,41 |
| CANADA | 0 | 18 360 010 | - | 0 | 1 129 367 | - |
| CHILE | 150 000 000 | 0 | -100,00 | 12 466 530 | 0 | -100,00 |
| NETHERLANDS | 154 274 000 | 172 187 000 | 11,61 | 12 843 310 | 14 334 567 | 11,61 |
| GERMANY, FED. REP. OF | 41 818 500 | 0 | -100,00 | 8 363 035 | 0 | -100,00 |
| ITALY | 2 673 404 000 | 1 903 325 000 | -28,81 | 256 659 236 | 156 541 225 | -39,01 |
| SPAIN | 4 726 954 000 | 2 946 701 000 | -37,66 | 309 820 757 | 153 744 619 | -50,38 |
| UKRAINE | 81 430 000 | 0 | -100,00 | 13 435 950 | 0 | -100,00 |
| SLOVAKIA | 17 503 039 | 0 | -100,00 | 1 662 788 | 0 | -100,00 |
| SLOVENIA | 164 999 000 | 330 139 000 | 100,09 | 13 054 721 | 21 716 196 | 66,35 |
| REP. OF MACEDONIA | 113 259 000 | 0 | -100,00 | 9 604 363 | 0 | -100,00 |
| GRANIT | 2 330 190 682 | 144 606 800 | -93,79 | 18 125 045 | 1 163 083 | -93,58 |
| SINGAPORE | 2 330 189 682 | 144 606 800 | -93,79 | 18 124 981 | 1 163 083 | -93,58 |
| EAST TIMOR | 1 000 | 0 | -100,00 | 64 | 0 | -100,00 |
| PASIR ALAM | 184 766 | 86 | -99,95 | 240 885 | 17 417 | -92,77 |
| JAPAN | 0 | 86 | - | 0 | 17 417 | - |
| SINGAPORE | 184 720 | 0 | -100,00 | 240 839 | 0 | -100,00 |
| AUSTRALIA | 46 | 0 | -100,00 | 46 | 0 | -100,00 |
| HASIL TAMBANG LAIN | 13 896 566 229 | 24 350 739 428 | 75,23 | 326 558 632 | 444 073 577 | 35,99 |
| JAPAN | 47 442 362 | 2 740 893 | -94,22 | 2 971 388 | 687 170 | -76,87 |
| HONG KONG | 344 300 | 18 205 932 | 5 187,81 | 22 702 | 953 937 | 4 102,00 |
| KOREA, REPUBLIC OF | 7 671 037 | 96 726 542 | 1 160,93 | 1 094 009 | 7 923 825 | 624,29 |
| TAIWAN | 19 556 443 | 30 174 525 | 54,29 | 3 024 093 | 2 546 239 | -15,80 |
| CHINA | 9 826 858 446 | 16 122 615 400 | 64,07 | 282 576 717 | 359 548 642 | 27,24 |
| PAPUA NEW GUINEA | 0 | 62 | - | 0 | 28 | - |
| THAILAND | 3 095 636 | 1 479 845 | -52,20 | 371 276 | 137 816 | -62,88 |
| SINGAPORE | 3 825 660 806 | 7 958 091 013 | 108,02 | 30 534 204 | 67 696 810 | 121,71 |
| PHILIPPINES | 1 469 800 | 367 080 | -75,03 | 231 584 | 38 002 | -83,59 |
| MALAYSIA | 15 278 979 | 9 833 740 | -35,64 | 961 068 | 773 422 | -19,52 |
| MYANMAR | 0 | 69 600 | - | 0 | 6 418 | - |
| CAMBODIA | 763 270 | 830 968 | 8,87 | 66 009 | 74 573 | 12,97 |
| BRUNEI DARUSSALAM | 25 200 | 0 | -100,00 | 1 890 | 0 | -100,00 |
| VIET NAM | 9 451 150 | 2 422 995 | -74,36 | 324 163 | 219 229 | -32,37 |
| INDIA | 25 809 957 | 52 415 590 | 103,08 | 1 224 746 | 1 418 831 | 15,85 |
| PAKISTAN | 0 | 39 000 | - | 0 | 16 044 | - |
| BANGLADESH | 20 093 300 | 8 813 853 | -56,14 | 556 021 | 386 377 | -30,51 |

TABEL 5. PERKEMBANGAN EKSPOR INDONESIA MENURUT KOMODITI DAN NEGARA TUJUAN

| JENIS BARANG | BERAT BERSIH (KG) | | PERUB | NILAI FOB (US \$) | | PERUB |
|--------------------------------|-------------------|------------------|--------------|-------------------|------------------|---------------|
| | JAN-SEP 2012 | JAN-SEP 2013 | % | JAN-SEP 2012 | JAN-SEP 2013 | % |
| (1) | (2) | (3) | (4) | (5) | (6) | (7) |
| IRAN (ISLAMIC REPUBLIC OF) | 298 000 | 0 | -100,00 | 91 100 | 0 | -100,00 |
| SAUDI ARABIA | 120 000 | 0 | -100,00 | 22 800 | 0 | -100,00 |
| UNITED ARAB EMIRATES | 79 702 600 | 14 000 | -99,98 | 1 329 279 | 1 400 | -99,89 |
| SIERRA LEONE | 0 | 11 000 000 | - | 0 | 82 500 | - |
| SOUTH AFRICA | 0 | 10 400 | - | 0 | 1 177 | - |
| AUSTRALIA | 4 936 445 | 33 865 017 | 586,02 | 612 734 | 812 350 | 32,58 |
| BRITISH INDIAN OCEAN TERRITORY | 7 231 000 | 0 | -100,00 | 182 277 | 0 | -100,00 |
| EAST TIMOR | 582 057 | 1 002 969 | 72,31 | 332 503 | 748 659 | 125,16 |
| UNITED STATES | 126 500 | 20 000 | -84,19 | 6 603 | 100 | -98,49 |
| CANADA | 71 | 0 | -100,00 | 13 | 0 | -100,00 |
| UNITED KINGDOM | 36 000 | 0 | -100,00 | 4 392 | 0 | -100,00 |
| NETHERLANDS | 1 019 | 0 | -100,00 | 1 150 | 0 | -100,00 |
| FRANCE | 1 | 0 | -100,00 | 1 | 0 | -100,00 |
| GERMANY, FED. REP. OF | 1 300 | 0 | -100,00 | 1 080 | 0 | -100,00 |
| BELGIUM | 6 550 | 0 | -100,00 | 10 230 | 0 | -100,00 |
| ITALY | 4 000 | 0 | -100,00 | 4 600 | 0 | -100,00 |
| SPAIN | 0 | 4 | - | 0 | 28 | - |
| BARANG-BARANG SENI | 1 062 888 | 1 722 101 | 62,02 | 15 228 604 | 9 955 459 | -34,63 |
| JAPAN | 24 071 | 37 023 | 53,81 | 175 582 | 397 577 | 126,43 |
| HONG KONG | 10 230 | 13 182 | 28,86 | 255 595 | 254 782 | -0,32 |
| KOREA, REPUBLIC OF | 708 | 67 876 | 9 487,01 | 12 629 | 56 602 | 348,19 |
| TAIWAN | 43 004 | 366 345 | 751,89 | 28 504 | 149 133 | 423,20 |
| CHINA | 3 080 | 140 850 | 4 473,05 | 22 441 | 49 940 | 122,54 |
| PAPUA NEW GUINEA | 0 | 12 | - | 0 | 515 | - |
| THAILAND | 4 968 | 6 376 | 28,34 | 20 444 | 16 325 | -20,15 |
| SINGAPORE | 64 889 | 57 057 | -12,07 | 6 455 206 | 4 866 168 | -24,62 |
| PHILIPPINES | 590 | 4 669 | 691,36 | 679 | 14 253 | 1 999,12 |
| MALAYSIA | 12 507 | 50 770 | 305,93 | 49 830 | 563 210 | 1 030,26 |
| CAMBODIA | 72 | 0 | -100,00 | 196 | 0 | -100,00 |
| BRUNEI DARUSSALAM | 450 | 2 256 | 401,33 | 2 888 | 7 794 | 169,88 |
| LAO PEOPLE'S DEM. REP. | 80 | 0 | -100,00 | 500 | 0 | -100,00 |
| VIET NAM | 127 | 2 | -98,43 | 243 714 | 940 | -99,61 |
| MALDIVES | 81 | 680 | 739,51 | 504 | 4 542 | 801,19 |
| INDIA | 13 316 | 4 109 | -69,14 | 110 714 | 12 607 | -88,61 |
| SRI LANKA | 0 | 21 | - | 0 | 134 | - |
| IRAN (ISLAMIC REPUBLIC OF) | 43 535 | 66 387 | 52,49 | 137 121 | 111 755 | -18,50 |
| SAUDI ARABIA | 200 | 360 | 80,00 | 1 472 | 648 | -55,98 |
| ISRAEL | 775 | 505 | -34,84 | 1 757 | 2 913 | 65,79 |
| KUWAIT | 1 800 | 417 | -76,83 | 6 987 | 2 912 | -58,32 |
| JORDAN | 40 | 0 | -100,00 | 138 | 0 | -100,00 |
| LEBANON | 590 | 442 | -25,08 | 3 973 | 3 227 | -18,78 |
| OMAN | 0 | 255 | - | 0 | 758 | - |
| TURKEY | 36 141 | 48 815 | 35,07 | 114 488 | 119 079 | 4,01 |
| UNITED ARAB EMIRATES | 16 373 | 22 694 | 38,61 | 62 450 | 81 011 | 29,72 |
| QATAR | 0 | 381 | - | 0 | 356 | - |
| BAHRAIN | 3 388 | 0 | -100,00 | 36 595 | 0 | -100,00 |
| CYPRUS | 5 886 | 1 071 | -81,80 | 3 463 | 14 413 | 316,20 |
| EGYPT | 120 | 0 | -100,00 | 1 316 | 0 | -100,00 |
| LIBYAN ARAB JAMAHIRIYA | 0 | 563 | - | 0 | 5 320 | - |
| MOROCCO | 280 | 25 | -91,07 | 1 743 | 138 | -92,08 |
| TUNISIA | 0 | 1 383 | - | 0 | 1 898 | - |
| NAMIBIA | 744 | 0 | -100,00 | 843 | 0 | -100,00 |
| TANZANIA, UNITED REP. OF | 13 | 300 | 2 207,69 | 13 | 5 028 | 38 576,92 |
| KENYA | 0 | 35 | - | 0 | 66 | - |
| REUNION | 2 709 | 2 287 | -15,58 | 10 914 | 9 250 | -15,25 |
| MOZAMBIQUE | 55 | 0 | -100,00 | 398 | 0 | -100,00 |
| BOTSWANA | 0 | 214 | - | 0 | 74 | - |
| ANGOLA | 64 | 70 | 9,38 | 595 | 810 | 36,13 |
| CONGO | 254 | 0 | -100,00 | 993 | 0 | -100,00 |
| CAMEROON | 0 | 70 | - | 0 | 52 | - |
| NIGERIA | 0 | 2 | - | 0 | 1 200 | - |
| GABON | 8 | 733 | 9 062,50 | 18 | 1 911 | 10 516,67 |
| COTE D'IVOIRE | 43 | 0 | -100,00 | 367 | 0 | -100,00 |
| SENEGAL | 522 | 8 | -98,47 | 1 096 | 5 | -99,54 |
| U.S. VIRGIN ISLANDS | 30 | 0 | -100,00 | 880 | 0 | -100,00 |
| SEYCHELLES | 349 | 46 688 | 13 277,65 | 1 062 | 47 135 | 4 338,32 |
| DJIBOUTI | 40 | 0 | -100,00 | 138 | 0 | -100,00 |
| SOUTH AFRICA | 3 845 | 4 472 | 16,31 | 18 556 | 21 645 | 16,65 |
| ZIMBABWE | 40 | 23 | -42,50 | 370 | 21 | -94,32 |
| MAURITIUS | 4 688 | 5 071 | 8,17 | 67 082 | 23 810 | -64,51 |
| VIRGIN ISLANDS (BRITISH) | 135 | 585 | 333,33 | 446 | 1 838 | 312,11 |
| AUSTRALIA | 227 719 | 105 165 | -53,82 | 646 319 | 429 923 | -33,48 |
| NEW ZEALAND | 8 861 | 14 116 | 59,30 | 29 134 | 32 456 | 11,40 |
| GUAM | 380 | 997 | 162,37 | 1 209 | 7 757 | 541,60 |
| PALAU | 248 | 100 | -59,68 | 456 | 455 | -0,22 |
| NEW CALEDONIA | 2 075 | 3 478 | 67,61 | 8 469 | 7 712 | -8,94 |
| NORTHERN MARIANA ISLANDS | 0 | 170 | - | 0 | 422 | - |
| SAINT VINCENT AND THE GRENADIN | 0 | 20 | - | 0 | 127 | - |
| VANUATU | 418 | 246 | -41,15 | 3 482 | 1 968 | -43,48 |

TABEL 5. PERKEMBANGAN EKSPOR INDONESIA MENURUT KOMODITI DAN NEGARA TUJUAN

| JENIS BARANG | BERAT BERSIH (KG) | | PERUB | NILAI FOB (US \$) | | PERUB |
|---------------------------|------------------------|------------------------|--------------|------------------------|------------------------|---------------|
| | JAN-SEP 2012 | JAN-SEP 2013 | % | JAN-SEP 2012 | JAN-SEP 2013 | % |
| (1) | (2) | (3) | (4) | (5) | (6) | (7) |
| WALLIS AND FUTUNA ISLANDS | 50 | 0 | -100,00 | 388 | 0 | -100,00 |
| COOK ISLANDS | 200 | 257 | 28,50 | 1 368 | 2 240 | 63,74 |
| FIJI | 232 | 7 | -96,98 | 4 387 | 346 | -92,11 |
| SOLOMON ISLANDS | 15 | 0 | -100,00 | 178 | 0 | -100,00 |
| EAST TIMOR | 3 335 | 17 139 | 413,91 | 6 329 | 11 125 | 75,78 |
| UNITED STATES | 154 123 | 195 419 | 26,79 | 938 652 | 941 429 | 0,30 |
| CANADA | 6 747 | 8 327 | 23,42 | 35 312 | 39 011 | 10,48 |
| MEXICO | 5 592 | 40 | -99,28 | 18 177 | 210 | -98,84 |
| GUATEMALA | 0 | 35 | - | 0 | 100 | - |
| PANAMA | 250 | 0 | -100,00 | 3 623 | 0 | -100,00 |
| CHILE | 3 297 | 2 440 | -25,99 | 6 972 | 16 539 | 137,22 |
| VENEZUELA | 1 189 | 735 | -38,18 | 12 581 | 3 653 | -70,96 |
| ARGENTINA | 170 | 0 | -100,00 | 822 | 0 | -100,00 |
| BRAZIL | 5 649 | 4 564 | -19,21 | 11 621 | 8 073 | -30,53 |
| COLOMBIA | 2 777 | 470 | -83,08 | 9 486 | 3 613 | -61,91 |
| BOLIVIA | 20 | 0 | -100,00 | 25 | 0 | -100,00 |
| URUGUAY | 259 | 1 873 | 623,17 | 1 014 | 9 107 | 798,13 |
| ECUADOR | 1 170 | 0 | -100,00 | 856 | 0 | -100,00 |
| PERU | 0 | 654 | - | 0 | 580 | - |
| GUYANA | 160 | 0 | -100,00 | 210 | 0 | -100,00 |
| BAHAMAS | 0 | 100 | - | 0 | 1 920 | - |
| JAMAICA | 60 | 0 | -100,00 | 147 | 0 | -100,00 |
| PUERTO RICO | 15 | 177 | 1 080,00 | 175 | 1 100 | 528,57 |
| DOMINICAN REPUBLIC | 0 | 100 | - | 0 | 100 | - |
| COSTA RICA | 55 | 1 357 | 2 367,27 | 338 | 405 | 19,82 |
| HAITI | 0 | 2 | - | 0 | 10 | - |
| BARBADOS | 0 | 253 | - | 0 | 2 011 | - |
| ANTIGUA AND BARBUDA | 0 | 255 | - | 0 | 183 | - |
| ANGUILLA | 100 | 0 | -100,00 | 258 | 0 | -100,00 |
| CAPE VERDE | 73 | 0 | -100,00 | 391 | 0 | -100,00 |
| CAYMAN ISLANDS | 0 | 85 | - | 0 | 205 | - |
| FRENCH GUIANA | 564 | 0 | -100,00 | 1 718 | 0 | -100,00 |
| FRENCH POLYNESIA | 1 976 | 470 | -76,21 | 6 555 | 3 787 | -42,23 |
| MARTINIQUE | 1 303 | 128 | -90,18 | 1 878 | 1 023 | -45,53 |
| NETHERLANDS ANTILLES | 155 | 145 | -6,45 | 294 | 1 897 | 545,24 |
| SAINT LUCIA | 0 | 320 | - | 0 | 1 451 | - |
| GUADELOUPE | 1 992 | 540 | -72,89 | 7 842 | 2 114 | -73,04 |
| UNITED KINGDOM | 10 024 | 6 848 | -31,68 | 4 027 335 | 54 098 | -98,66 |
| NETHERLANDS | 114 192 | 114 733 | 0,47 | 344 104 | 379 499 | 10,29 |
| FRANCE | 62 673 | 89 162 | 42,27 | 285 532 | 127 839 | -55,23 |
| GERMANY, FED. REP. OF | 62 290 | 40 428 | -35,10 | 163 190 | 130 034 | -20,32 |
| AUSTRIA | 2 468 | 1 577 | -36,10 | 26 213 | 4 546 | -82,66 |
| BELGIUM | 21 907 | 43 598 | 99,01 | 388 391 | 283 628 | -26,97 |
| SWITZERLAND | 4 413 | 8 735 | 97,94 | 10 255 | 100 400 | 879,03 |
| LUXEMBOURG | 5 | 0 | -100,00 | 167 | 0 | -100,00 |
| DENMARK | 5 895 | 887 | -84,95 | 5 855 | 9 881 | 68,76 |
| NORWAY | 6 105 | 227 | -96,28 | 4 747 | 455 | -90,41 |
| SWEDEN | 15 | 1 151 | 7 573,33 | 29 | 3 354 | 11 465,52 |
| FINLAND | 476 | 1 501 | 215,34 | 777 | 2 546 | 227,67 |
| ITALY | 17 607 | 17 649 | 0,24 | 238 669 | 169 144 | -29,13 |
| SPAIN | 15 925 | 60 749 | 281,47 | 91 190 | 201 319 | 120,77 |
| PORTUGAL | 534 | 2 959 | 454,12 | 1 930 | 24 119 | 1 149,69 |
| GREECE | 269 | 1 328 | 393,68 | 1 130 | 8 192 | 624,96 |
| HUNGARY | 917 | 638 | -30,43 | 971 | 2 460 | 153,35 |
| POLAND | 0 | 3 705 | - | 0 | 3 362 | - |
| ROMANIA | 0 | 28 | - | 0 | 176 | - |
| BULGARIA | 0 | 4 321 | - | 0 | 45 663 | - |
| UKRAINE | 0 | 302 | - | 0 | 1 781 | - |
| LITHUANIA | 75 | 1 873 | 2 397,33 | 27 | 8 009 | 29 562,96 |
| CROATIA | 110 | 460 | 318,18 | 142 | 1 479 | 941,55 |
| MALTA | 1 200 | 60 | -95,00 | 2 513 | 789 | -68,60 |
| SLOVAKIA | 650 | 0 | -100,00 | 494 | 0 | -100,00 |
| SLOVENIA | 1 327 | 659 | -50,34 | 1 230 | 828 | -32,68 |
| CZECH REPUBLIC | 515 | 597 | 15,92 | 2 779 | 455 | -83,63 |
| RUSSIA FEDERATION | 1 225 | 2 408 | 96,57 | 15 146 | 5 172 | -65,85 |
| SERBIA | 0 | 250 | - | 0 | 1 384 | - |
| MONTENEGRO | 2 | 0 | -100,00 | 422 | 0 | -100,00 |
| LAINNYA | 3 485 | 3 874 | 11,16 | 32 031 | 156 515 | 388,64 |
| HONG KONG | 2 570 | 1 918 | -25,37 | 5 331 | 5 910 | 10,86 |
| TURKEY | 615 | 1 856 | 201,79 | 24 600 | 148 405 | 503,27 |
| UNITED STATES | 200 | 0 | -100,00 | 300 | 0 | -100,00 |
| BRAZIL | 0 | 100 | - | 0 | 2 200 | - |
| GERMANY, FED. REP. OF | 100 | 0 | -100,00 | 1 800 | 0 | -100,00 |
| TOTAL EKSPOR | 428 403 512 661 | 508 748 527 679 | 18,75 | 142 989 415 655 | 133 947 108 478 | -6,32 |

DATA

MENCERDASKAN BANGSA



BADAN PUSAT STATISTIK

Jl. dr. Sutomo No. 6-8 Jakarta 10710

Telp : (021) 3841195, 3842508, 3810291-4, Fax : (021) 3857046

Homepage : <http://www.bps.go.id> E-mail : bpsdq@bps.go.id

ISSN 0216-5775



9 770216 577009