



Katalog BPS: 8202006

**BULETIN**  
**STATISTIK PERDAGANGAN LUAR NEGERI**  
*FOREIGN TRADE STATISTICAL BULLETIN*

# **IMPOR / IMPORTS**

**November**  
*November* **2013**



**BADAN PUSAT STATISTIK**



**BULETIN**

**STATISTIK PERDAGANGAN LUAR NEGERI**  
*FOREIGN TRADE STATISTICAL BULLETIN*

**IMPOR / IMPORTS**

**November**  
*November* **2013**



**Buletin**  
**STATISTIK PERDAGANGAN LUAR NEGERI**  
**FOREIGN TRADE STATISTICAL BULLETIN**  
**IMPOR/IMPORTS**

**November 2013**

**No. Publikasi / Publication Number : 06120.1402**

**No. ISSN / ISSN : 0126-3668**

**Katalog BPS / BPS Catalogue : 8202006**

**Ukuran Buku / Book Size : 21 Cm x 28 Cm**

**Jumlah Halaman / Number of pages : xix+186 halaman/pages**

**Naskah / Manuscript :**

**Subdirektorat Statistik Impor**

*Subdirectorate of Import Statistics*

**Gambar Kulit / Cover Design :**

**Subdirektorat Publikasi dan Kompilasi Statistik**

*Subdirectorate of Statistical Publication and Compilation*

**Diterbitkan oleh / Published by :**

**Badan Pusat Statistik, Jakarta-Indonesia**

*BPS - Statistics Indonesia*

**Dicetak oleh / Printed by :**

**Boleh dikutip dengan menyebut sumbernya**

*May be cited with reference to the source*

## KATA PENGANTAR

Publikasi Statistik Impor November 2013 merupakan kelanjutan dari publikasi sebelumnya yang diterbitkan secara bulanan oleh Badan Pusat Statistik Republik Indonesia (BPS-RI). Data yang disajikan dalam publikasi ini, mencakup :

- A. Impor menurut Golongan Barang HS, Golongan Barang SITC, Komoditi (HS), Negara Asal, Pelabuhan Impor, Negara Asal dan Lima Golongan Barang Utama SITC 3 digit, Komoditi tertentu dan Negara Asal Utama
- B. Impor Kawasan Berikat menurut Golongan Barang HS 2 digit, Golongan Barang SITC, Negara Asal, Provinsi dan Pelabuhan Impor

Ucapan terima kasih dan penghargaan yang setinggi-tingginya disampaikan kepada Direktorat Jenderal Bea dan Cukai, Kementerian Keuangan dan Bank Indonesia yang telah secara teratur dan berkesinambungan mengirimkan dokumen PIB, serta PT. Pertamina yang telah memberikan data impor minyak dan gas secara rutin. Selanjutnya, kepada semua pihak yang juga telah membantu BPS-RI sehingga memungkinkan diterbitkannya publikasi ini diucapkan terima kasih.

Akhirnya, kami mengharapkan semoga publikasi ini bermanfaat bagi pengguna data.

Jakarta, Februari 2014  
Badan Pusat Statistik  
Kepala



**Dr. SURYAMIN, M.Sc**  
**NIP. 195608051979031001**

## FOREWORD

The monthly publication of import statistics, is a sequential issue from the preceding publication which developed by The BPS-Statistics of the Republic of Indonesia. This Publication covered:

- A. Import by HS Commodity Groups, SITC Commodity Groups, Commodity (HS), Country of Origin, Port of Importation, Country of Origin and Five Major SITC Commodity Group, Certain Commodities import by Main Country of Origin
- B. Bonded Zone import by Commodity 2 Digits HS, by SITC Commodity Group, Country of Origin, by Province and port of Importation

Deeply gratitude and the highest appreciation are due to the Directorate General of Custom, Ministry of Finance and Bank of Indonesia of their contribution of regularly in sending documents, and also to PT. Pertamina for the best cooperation in supporting data of oil and gas so that BPS published this edition successfully.

Finally, it is hoped that this publication would be useful for users.

Jakarta, February 2014  
BPS-Statistics Indonesia  
Distribution and Service Statistics



**Dr. SURYAMIN, M.Sc**  
Director General

# PENJELASAN

## 1. DAERAH PENCATATAN

Daerah pencatatan statistik dalam publikasi ini meliputi seluruh wilayah Republik Indonesia.

## 2. SUMBER DOKUMEN

Statistik dikumpulkan berdasarkan dokumen impor (Pemberitahuan Impor Barang (PIB - BC 2.0) dan Pemberitahuan Pengangkutan Barang Impor (PPBI – BC 2.3) yang diisi oleh importir. Dokumen PIB - BC 2.0 dan PPBI - BC 2.3 diterima dari Bea dan Cukai dan berlaku sejak April 1997 berdasarkan Surat Keputusan Menteri Keuangan nomor 101/KMK.05/1997 tanggal 10 Maret 1997.

## 3. SISTEM PERDAGANGAN

Sistem pencatatan Statistik Perdagangan Luar Negeri mempergunakan Sistem Perdagangan Umum (*the General Trade System*) atau dengan Sistem Perdagangan Khusus (*the Special Trade System*). Dalam Sistem Perdagangan Umum, Kawasan Berikat dianggap sebagai "dalam negeri", sedangkan dalam Sistem Perdagangan Khusus, dianggap sebagai "luar negeri". Sejak Januari 2008, sistem pencatatan Statistik Impor menggunakan Sistem Perdagangan Umum.

## 4. RUANG LINGKUP

Pencatatan Statistik Impor meliputi seluruh barang-barang yang masuk ke wilayah Indonesia.

## 5. KASUS KHUSUS

- 5.1. Sebagian impor kapal laut dan pesawat beserta suku cadangnya termasuk dalam Statistik Impor.
- 5.2. Barang-barang luar negeri yang diolah atau diperbaiki di dalam negeri tetap dicatat sebagai barang impor, meskipun setelah barang tersebut selesai diproses akan kembali ke luar negeri (*re-ekspor*).
- 5.3. Barang-barang di bawah ini tidak termasuk di dalam Statistik Impor:
  - a. Pakaian dan barang-barang perhiasan penumpang.
  - b. Barang-barang penumpang untuk dipakai sendiri, kecuali lemari es, pesawat TV dan sebagainya.
  - c. Barang-barang yang diimpor untuk keperluan perwakilan (kedutaan) suatu negara.
  - d. Barang-barang untuk ekspedisi dan ekshibisi/pameran.
  - e. Sebagian barang-barang yang langsung diimpor oleh angkatan bersenjata.
  - f. Pembungkus/peti kemas.
  - g. Uang dan surat-surat berharga.
  - h. Barang-barang sebagai contoh.

## **6. SISTEM PENGOLAHAN**

Data dalam publikasi ini mencakup dokumen PIB selama November 2013 yang diterima oleh Badan Pusat Statistik sampai akhir Desember 2013. Sistem pengolahan menggunakan *Carry Over*. Dengan metode ini dokumen-dokumen dari Bea dan Cukai ditunggu selama satu bulan setelah bulan berjalan. Dokumen-dokumen yang datang terlambat akan dimasukkan dalam bulan pengolahan berikutnya.

## **7. KLASIFIKASI JENIS BARANG**

Penggolongan barang yang digunakan di dalam statistik impor adalah klasifikasi Barang Impor yang berdasarkan pada Buku Tarif Kepabeanan Indonesia 2012 (BTKI 2012) yang mengacu pada amandemen keempat dari World Customs Organization (WCO) sebagai lembaga Internasional yang menyusun klasifikasi Harmonized System (HS). Disamping menggunakan HS sebagai klasifikasi jenis barang, juga digunakan Standard International Trade Classification (SITC) Revisi 4.

## **8. PERIODE REFERENSI**

Periode penentuan impor adalah tanggal penyelesaian dokumen oleh pejabat-pejabat Bea dan Cukai yang terdapat dalam dokumen impor.

## **9. NILAI BARANG**

Nilai barang dinyatakan dalam nilai CIF (US\$) dan nilai Kurs November 2013 yang digunakan adalah US\$ 1 = Rp.11.628,-

## **10. SATUAN BARANG**

Berat barang impor adalah berat bersih dan dinyatakan dalam Kg.

## **11. NEGARA ASAL**

Negara asal adalah negara dimana barang-barang tersebut dihasilkan dan dokumennya telah diperiksa serta dinyatakan sesuai dengan peraturan yang berlaku oleh pejabat Bea dan Cukai.



## EXPLANATORY NOTES

### 1. AREA RECORDINGS

The statistical recording area in this publication covers the entire territory of the Republic of Indonesia.

### 2. SOURCE OF DOCUMENTS

Statistics are compiled based on Import Declaration Form (Pemberitahuan Impor Barang (PIB-BC 2.0) or Pemberitahuan Pengangkutan Barang Impor (PPBI-BC 2.3)) of Import documents that are filled by importers. The PIB documents received from Customs and Excise, prevailing on April 1, 1997, based on Minister of Finance Decree No. 101/KMK.05/1997, March 10, 1997.

### 3. TRADE SYSTEM

The systems of recording Foreign Trade Statistics apply the General Trade System or the Special Trade System. In the General Trade System, the Bonded Zone is regarded as "*Domestic*", while in the Special Trade System; the Bonded Zone is regarded as "*Abroad*". Since January 2008, the systems of recording import Statistics have applied the General Trade System.

### 4. COVERAGE

The recording Import Statistics covers all goods entering the Indonesian territory.

### 5. PARTICULAR CASES

5.1 Part of importation of sea vessels and airplanes and their spare parts are included in the Import Statistics.

5.2 Overseas goods which are processed or modified in Indonesian Country are recorded as importation, although after the goods finish process will return to abroad (re-exports).

5.3 The goods here under are not included in the Import Statistics:

- a. Clothes and jewelry of passengers.
- b. Luggage of passengers of own use, except refrigerators, television sets, etc.
- c. Goods imported for the use of foreign countries representations (embassies).
- d. Goods for expeditions and exhibition shows.
- e. A part of the goods directly imported by armed forces.
- f. Packing's containers to be refilled.
- g. Bank notes and securities.
- h. Sample goods.

## **6. PROCESSING SYSTEM**

The data in this publication covers documents of November 2013 were received by the BPS to the end of December, 2013. The documents are processed using a carry over system. The deadline for the acceptance of documents of a certain month is one month after the reference period, which means the end of the following month. The documents accepted after the deadline is considered as the document of the following month.

## **7. COMMODITY CLASSIFICATION**

The classification of goods in this publication applies the 2012 Indonesia's Custom Tariff Classification, based on fourth amendment from World Customs Organization (WCO) as an International Organization who arranged the Classification of Harmonized System (HS). Besides applying the HS, the Standard International Trade Classification (SITC) Revised 4 is also applied in the classification of goods.

## **8. REFERENCE PERIOD**

The period of import determination is the date of settlement/completion by the Customs and Excise Officials as stated in the Import documents.

## **9. COMMODITY VALUATION**

The values recorded, are the CIF value (US\$). The exchange rate use for November, 2013, US\$1 = Rp.11.628,-

## **10. UNIT OF COMMODITY**

The net weight imported of goods are present to Kg.

## **11. COUNTRY OF ORIGIN**

Country of origin is the country in which the goods have been produced, after being verified by Customs and Excise Officials, pursuant to the prevailing regulations

## DAFTAR ISI/CONTENTS

|   | Halaman/Page |
|---|--------------|
| KATA PENGANTAR/ <i>FOREWORD</i> .....   | iii-iv       |
| PENJELASAN/ <i>EXPLANATORY NOTES</i> .....  | v-viii       |
| DAFTAR ISI/ <i>CONTENTS</i> .....   | ix           |
| RINGKASAN/ <i>SUMMARY</i> .....   | xi-xix       |
| Tabel/ <i>Table</i> I-1. Import Menurut Golongan Barang HS/ <i>Import by HS Commodity Groups</i>  |              |
| Menurut 21 Golongan Barang HS/ <i>By 21 HS Commodity Groups</i> .....   | 1            |
| Menurut Golongan Barang 2 Dijit HS/ <i>By Commodity Groups 2 Digit Code HS</i> .....  | 2            |
| Menurut 40 Golongan Barang HS Terbesar/ <i>By 40 Biggest Commodities 10 Digit HS Code</i> .....   | 3            |
| Tabel/ <i>Table</i> I-2. Impor Menurut Golongan Barang SITC/ <i>Import by SITC Commodity Groups</i> .....   | 4-8          |
| Tabel/ <i>Table</i> I-3. Impor Menurut Komoditi (HS)/ <i>Import by Commodity (HS)</i> .....   | 9-132        |
| Tabel/ <i>Table</i> I-4. Impor Menurut Negara Asal/ <i>Import by Country of Origin</i> .....  | 133-136      |
| Tabel/ <i>Table</i> I-5. Impor Menurut Pelabuhan Impor/ <i>Import by Port of Importation</i> .....  | 137-140      |
| Tabel/ <i>Table</i> I-6 Impor Menurut Negara Asal dan Lima Golongan Barang (SITC) Utama/ <i>Import by Country of Origin and Five Major SITC Commodity Group</i> ..... | 141-171      |
| Tabel/ <i>Table</i> I-7 Impor Komoditi Tertentu Menurut Negara Asal Utama/ <i>Certain Commodities Import by Main Country of Origin</i> .....                          | 172-175      |
| Tabel/ <i>Table</i> K1 Import Kawasan Berikat Menurut Golongan Barang 2 Dijit HS/ <i>Bonded Zone Import by Commodity 2 Digits HS</i> .....                            | 176-177      |
| Tabel/ <i>Table</i> K2 Impor Kawasan Berikat Menurut Golongan Barang SITC/ <i>Bonded Zone Import by SITC Commodity Group</i> .....                                    | 178-182      |
| Tabel/ <i>Table</i> K3 Impor Kawasan Berikat Menurut Negara Asal/ <i>Bonded Zone Import by Country of Origin</i> .....  | 183-185      |
| Tabel/ <i>Table</i> K4 Impor Kawasan Berikat Menurut Provinsi dan Pelabuhan Impor/ <i>Bonded Zone Import by Province and Port of Importation</i> .....                | 186          |



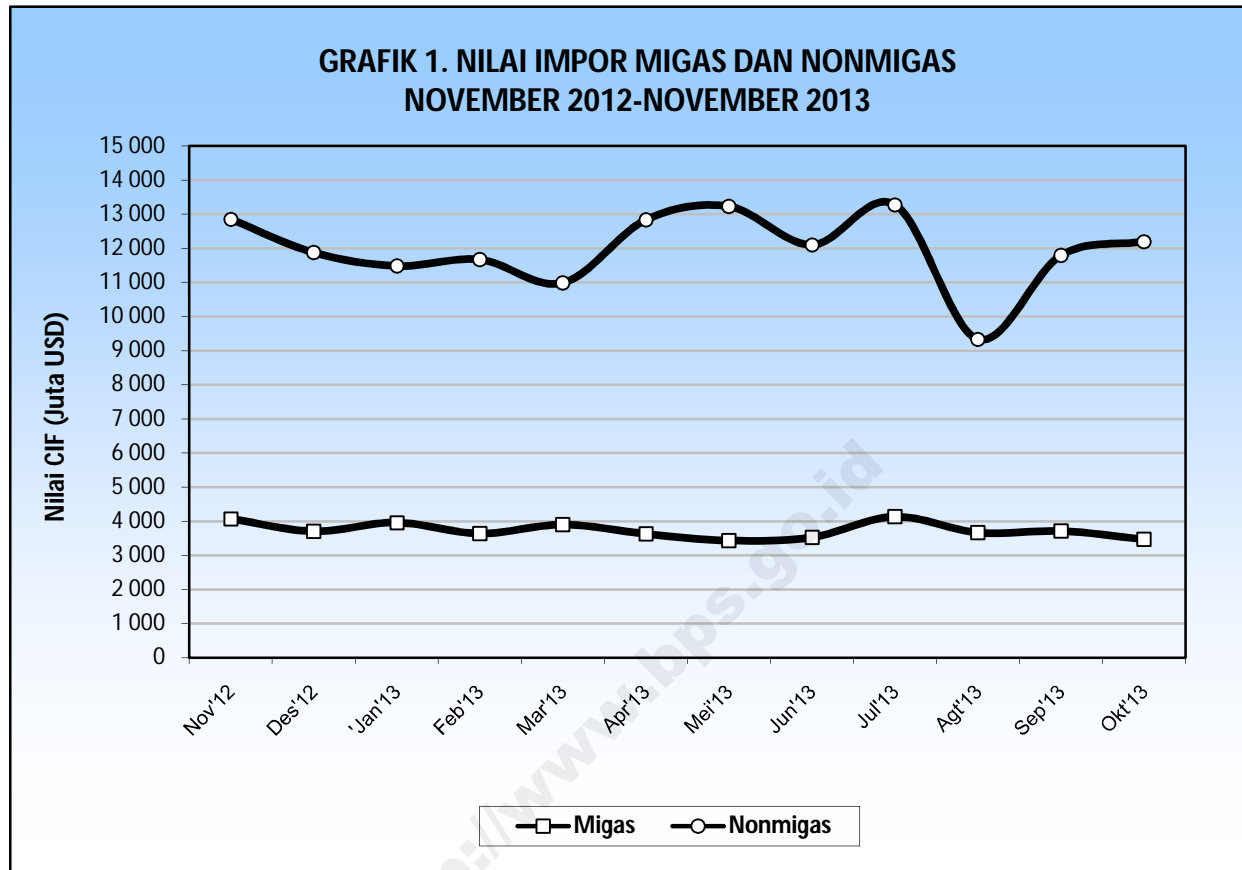
## RINGKASAN

Pada November 2013 nilai impor mencapai USD15.149,3 juta yang terdiri dari impor melalui Kawasan Berikat sebesar USD1.774,6 juta (11,71 persen) dan di Luar Kawasan Berikat sebesar USD13.374,7 juta (88,29 persen). Nilai impor migas Indonesia mencapai USD3.938,9 juta atau 26,00 persen dari total impor Indonesia. Sedangkan nilai impor nonmigas Indonesia mencapai USD11.210,4 juta dan memberikan peranan sebesar 74,00 persen terhadap total impor Indonesia.

**TABEL 1. IMPOR MIGAS DAN NONMIGAS  
NOVEMBER 2012 – NOVEMBER 2013**

| Tahun/Bulan                             | Migas     |                 | Nonmigas  |                 | Total     |                 |         |
|---|-----------|-----------------|-----------|-----------------|-----------|-----------------|---------|
|   | Indonesia | Kawasan Berikat | Indonesia | Kawasan Berikat | Indonesia | Kawasan Berikat |         |
| <b>Nilai CIF (Juta USD)</b>             |           |                 |           |                 |           |                 |         |
| <b>2012</b>                             | November  | 4 078,6         | 38,5      | 12 856,4        | 1 867,2   | 16 935,0        | 1 905,7 |
|   | Desember  | 3 705,5         | 38,8      | 11 876,5        | 1 585,1   | 15 582,0        | 1 623,9 |
| <b>2013</b>                             | Januari   | 3 966,0         | 121,6     | 11 484,2        | 1 797,1   | 15 450,2        | 1 918,7 |
|   | Februari  | 3 642,3         | 8,5       | 11 671,0        | 1 782,2   | 15 313,3        | 1 790,7 |
|   | Maret     | 3 902,9         | 50,1      | 10 984,2        | 1 577,5   | 14 887,1        | 1 627,6 |
|   | April     | 3 629,4         | 6,0       | 12 834,1        | 2 046,2   | 16 463,5        | 2 052,2 |
|   | Mei       | 3 435,5         | 47,4      | 13 225,0        | 1 982,9   | 16 660,5        | 2 030,3 |
|   | Juni      | 3 531,0         | 44,0      | 12 105,0        | 1 937,6   | 15 636,0        | 1 981,6 |
|   | Juli      | 4 137,3         | 36,9      | 13 279,7        | 1 847,8   | 17 417,0        | 1 884,7 |
|   | Agustus   | 3 672,0         | 38,8      | 9 340,1         | 1 440,8   | 13 012,1        | 1 479,6 |
|   | September | 3 715,6         | 10,7      | 11 794,2        | 1 710,1   | 15 509,8        | 1 720,8 |
|   | Oktober   | 3 473,9         | 5,8       | 12 200,1        | 1 882,4   | 15 674,0        | 1 888,2 |
|   | November  | 3 938,9         | 55,2      | 11 210,4        | 1 719,4   | 15 149,3        | 1 774,6 |
| <b>Peranan Terhadap Total Impor (%)</b> |           |                 |           |                 |           |                 |         |
| <b>2012</b>                             | November  | 24,08           | 2,02      | 75,92           | 97,98     | 100,00          | 100,00  |
|   | Desember  | 23,78           | 2,39      | 76,22           | 97,61     | 100,00          | 100,00  |
| <b>2013</b>                             | Januari   | 25,67           | 6,34      | 74,33           | 93,66     | 100,00          | 100,00  |
|   | Februari  | 23,79           | 0,47      | 76,21           | 99,53     | 100,00          | 100,00  |
|   | Maret     | 26,22           | 3,08      | 73,78           | 96,92     | 100,00          | 100,00  |
|   | April     | 22,05           | 0,29      | 77,95           | 99,71     | 100,00          | 100,00  |
|   | Mei       | 20,62           | 2,33      | 79,38           | 97,67     | 100,00          | 100,00  |
|   | Juni      | 22,58           | 2,22      | 77,42           | 97,78     | 100,00          | 100,00  |
|   | Juli      | 23,75           | 1,96      | 76,25           | 98,04     | 100,00          | 100,00  |
|   | Agustus   | 28,22           | 2,62      | 71,78           | 97,38     | 100,00          | 100,00  |
|   | September | 23,96           | 0,62      | 76,04           | 99,38     | 100,00          | 100,00  |
|   | Oktober   | 22,16           | 0,31      | 77,84           | 99,69     | 100,00          | 100,00  |
|   | November  | 26,00           | 3,11      | 74,00           | 99,89     | 100,00          | 100,00  |

Dari total nilai impor migas Indonesia, impor melalui Kawasan Berikat hanya sebesar USD55,2 juta atau 1,40 persen, sedangkan sisanya sebanyak USD3.938,9 juta (98,60 persen) di Luar Kawasan Berikat. Sementara itu, nilai impor nonmigas di Luar Kawasan Berikat mencapai USD9.491,0 juta atau 84,66 persen dan yang melalui Kawasan Berikat sebesar USD1.719,4 juta (15,34 persen).



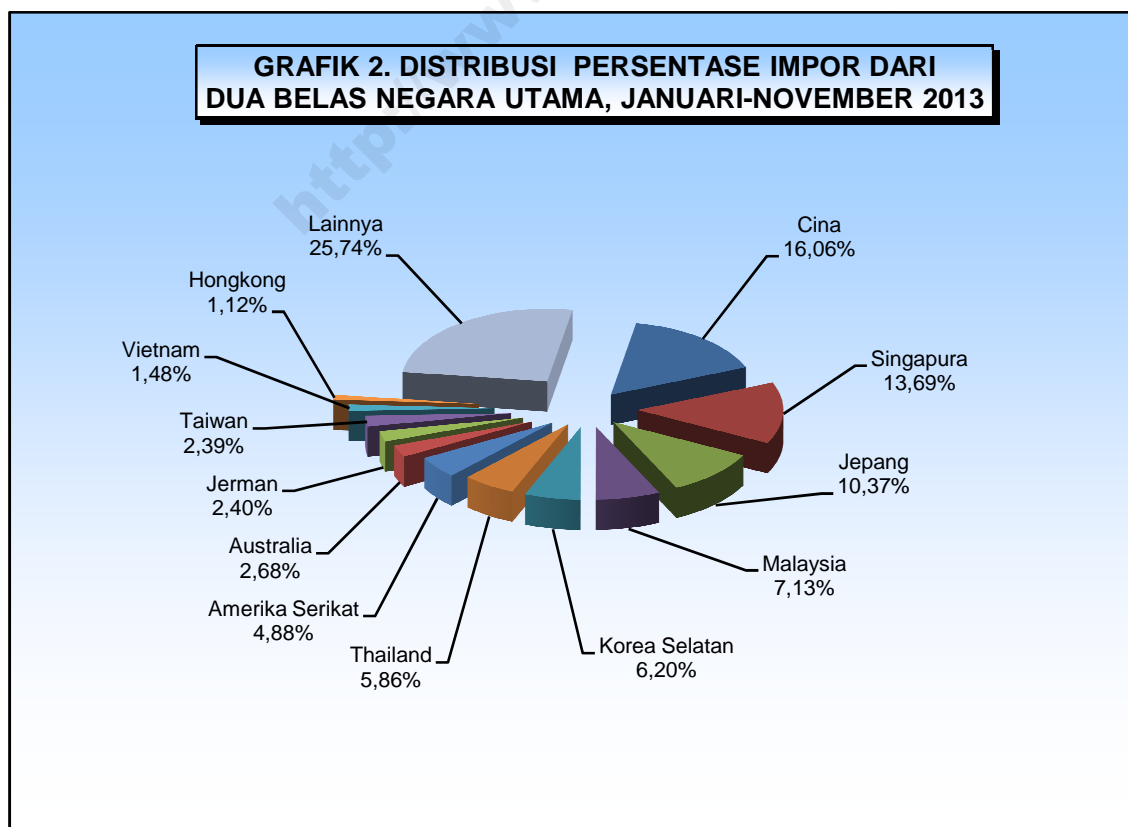
Dilihat dari peranannya, selama tiga belas bulan terakhir impor migas memberikan kontribusi rata-rata 24,07 persen per bulan dan impor nonmigas sebesar 75,93 persen per bulan. Sementara itu, pada November 2013 peranan impor migas mencapai 26,00 persen yang berarti angka tersebut berada di atas rata-rata. Sebaliknya peranan impor nonmigas berada di bawah rata-rata, yaitu 74,00 persen.

Dengan diterapkannya Sistem Perdagangan Umum (*General Trade System*) dalam pencatatan statistik impor, secara keseluruhan nilai impor barang yang tercatat mengalami kenaikan yang nyata (signifikan).

**TABEL 2. PERKEMBANGAN IMPOR MIGAS DAN NONMIGAS  
JANUARI-NOVEMBER 2009-2013**

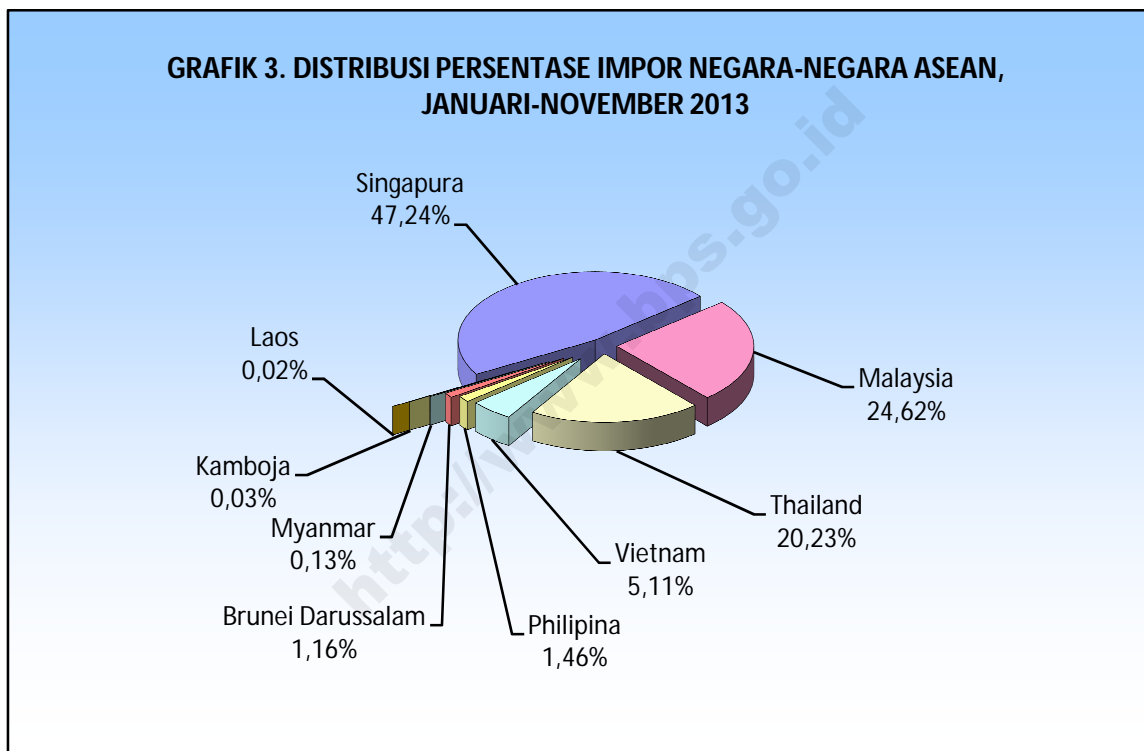
| Bulan/<br>Tahun | Nilai (Juta USD) |           |           | Peranan (%) |          |        |
|-----------------|------------------|-----------|-----------|-------------|----------|--------|
|                 | Migas            | Nonmigas  | Total     | Migas       | Nonmigas | Total  |
| <b>Jan-Nov:</b> |                  |           |           |             |          |        |
| 2009            | 16 885,2         | 69 644,1  | 86 529,3  | 19,51       | 80,49    | 100,00 |
| 2010            | 24 769,6         | 97 747,0  | 122 516,6 | 20,22       | 79,78    | 100,00 |
| 2011            | 37 054,2         | 123 905,8 | 160 960,0 | 23,02       | 76,98    | 100,00 |
| 2012            | 38 858,8         | 137 250,2 | 176 109,0 | 22,07       | 77,93    | 100,00 |
| 2013            | 41 044,8         | 130 128,0 | 171 172,8 | 23,98       | 76,02    | 100,00 |

Impor Indonesia Januari-November 2013 sebesar USD171.172,8 juta atau turun 2,80 persen dibanding periode yang sama tahun sebelumnya. Penurunan tersebut dipicu oleh turunnya impor nonmigas sebesar 5,19 persen menjadi USD130.128,0 juta. Sebaliknya impor migas Januari-November 2013 meningkat 5,63 persen menjadi USD41.044,8 juta. Dilihat dari nilainya, selama Januari-November periode 2009-2013 di dominasi oleh impor nonmigas dengan rata-rata peranan sebesar 78,24 persen per tahun. Dengan demikian dapat disimpulkan bahwa perekonomian Indonesia selama ini masih bertumpu pada impor sektor nonmigas.



Dari keseluruhan nilai impor pada Januari-November 2013, 74,26 persen berasal dari dua belas negara utama. Cina menempati posisi pertama, yaitu 16,06 persen dari total impor Indonesia, diikuti oleh Singapura (13,69 persen), Jepang (10,37 persen), Malaysia (7,13 persen), Korea Selatan (6,20 persen), Thailand (5,86 persen), Amerika Serikat (4,88 persen), Australia (2,68 persen), Jerman (2,40 persen), Taiwan (2,39 persen), Vietnam (1,48 persen), dan Hongkong (1,12 persen).

Impor terbesar pada Januari-November 2013 berasal dari kelompok sembilan negara APEC Lainnya yakni mencapai 39,40 persen atau sebesar USD67.439,5 juta. Kelompok negara ASEAN berada di urutan berikutnya dengan peranan sebesar 28,98 persen (USD49.601,4 juta), kemudian diikuti kelompok negara Uni Eropa 7,39 persen (USD12.656,3 juta), kelompok negara NAFTA sebesar 6,28 persen (USD10.744,6 juta), sedangkan kelompok negara lainnya menyumbang 17,95 persen (USD30.731,0 juta).



Jika dilihat impor Indonesia dari kelompok ASEAN, selama Januari-November 2013 peranan impor yang paling tinggi adalah dari *Singapura* dengan peranan sebesar 47,24 persen dari total impor ASEAN. *Malaysia* menempati urutan kedua sebesar 24,62 persen, diikuti oleh *Thailand* (20,23 persen), *Vietnam* (5,11 persen), *Philipina* (1,46 persen) dan *Brunei Darussalam* (1,16 persen), sementara peranan impor dari *Myanmar*, *Laos*, dan *Kamboja* masih di bawah satu persen.

Dari kelompok negara Uni Eropa, selama Januari-November 2013 peranan impor yang paling tinggi adalah dari *Jerman* dengan peranan sebesar 32,46 persen dari total impor Uni Eropa. *Italia* menempati urutan kedua dengan peranan 12,25 persen, diikuti oleh *Perancis* (11,50 persen), *Inggris* (7,98 persen), dan *Belanda* (7,62 persen).



**TABEL 3. NILAI DAN PERANAN IMPOR  
DARI KELOMPOK NEGARA ASEAN, NAFTA, DAN UNI EROPA  
JANUARI-NOVEMBER 2012 DAN 2013**

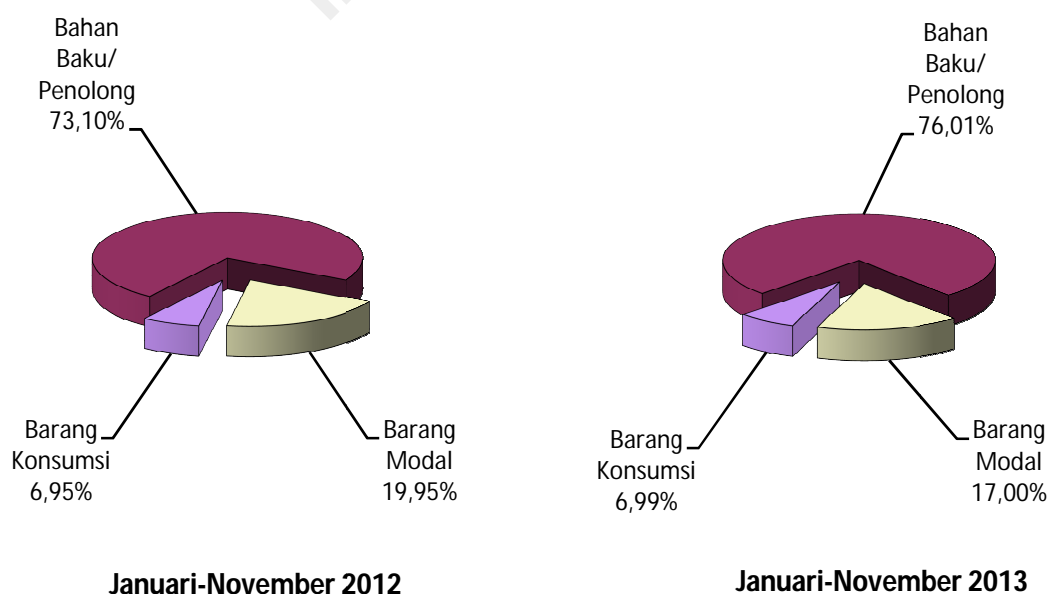
| KELOMPOK NEGARA            | Januari-November 2012 |                | Januari-November 2013 |                | Perubahan<br>Jan-Nov 2013<br>thd<br>Jan-Nov 2012<br>(%) |
|----------------------------|-----------------------|----------------|-----------------------|----------------|---|
|                            | Nilai<br>(Juta USD)   | Peranan<br>(%) | Nilai<br>(Juta USD)   | Peranan<br>(%) |   |
| <b>APEC</b>                |                       |                |                       |                |   |
| <b>ASEAN</b>               | <b>49 448,1</b>       | <b>28,08</b>   | <b>49 601,4</b>       | <b>28,98</b>   | <b>0,30</b>   |
| Thailand                   | 10 663,7              | 6,06           | 10 036,7              | 5,86           | -5,90   |
| Singapura                  | 23 949,9              | 13,60          | 23 431,7              | 13,69          | -2,20   |
| Philippina                 | 740,9                 | 0,42           | 724,5                 | 0,42           | -2,20   |
| Malaysia                   | 11 393,2              | 6,47           | 12 211,7              | 7,13           | 7,20  |
| Myanmar                    | 59,3                  | 0,03           | 65,5                  | 0,04           | 10,50   |
| Kamboja                    | 9,5                   | 0,01           | 15,7                  | 0,01           | 65,30   |
| Brunei Darussalam          | 354,2                 | 0,20           | 575,5                 | 0,34           | 62,50   |
| Laos                       | 3,3                   | 0,00           | 7,5                   | 0,01           | 127,30  |
| Vietnam                    | 2 274,1               | 1,29           | 2 532,6               | 1,48           | 11,40   |
| <b>NAFTA</b>               | <b>12 928,1</b>       | <b>7,34</b>    | <b>10 744,6</b>       | <b>6,28</b>    | <b>-16,90</b>   |
| Amerika Serikat            | 10 772,6              | 6,12           | 8 355,1               | 4,88           | -22,40  |
| Kanada                     | 1 647,3               | 0,93           | 1 887,4               | 1,10           | 14,60   |
| Meksiko                    | 508,2                 | 0,29           | 502,1                 | 0,30           | -1,20   |
| <b>NEGARA APEC LAINNYA</b> | <b>70 387,8</b>       | <b>39,97</b>   | <b>67 439,5</b>       | <b>39,40</b>   | <b>-4,20</b>  |
| Jepang                     | 21 154,1              | 12,01          | 17 741,9              | 10,37          | -16,10  |
| Hongkong                   | 1 773,4               | 1,01           | 1 911,0               | 1,12           | 7,80  |
| Korea Selatan              | 10 596,1              | 6,02           | 10 605,4              | 6,20           | 0,10  |
| Taiwan                     | 4 294,3               | 2,44           | 4 098,6               | 2,39           | -4,60   |
| Cina                       | 26 841,2              | 15,24          | 27 498,8              | 16,06          | 2,40  |
| Papua Nugini               | 48,7                  | 0,03           | 76,7                  | 0,04           | 57,50   |
| Australia                  | 4 841,5               | 2,75           | 4 584,1               | 2,68           | -5,30   |
| Selandia Baru              | 641,6                 | 0,36           | 715,0                 | 0,42           | 11,40   |
| Chili                      | 196,9                 | 0,11           | 208,0                 | 0,12           | 5,60  |
| <b>UNI EROPA</b>           | <b>12 772,3</b>       | <b>7,25</b>    | <b>12 656,3</b>       | <b>7,39</b>    | <b>-0,90</b>  |
| Jerman                     | 3 808,7               | 2,16           | 4 108,1               | 2,40           | 7,90  |
| Italia                     | 1 382,8               | 0,79           | 1 549,9               | 0,91           | 12,10   |
| Perancis                   | 1 633,0               | 0,93           | 1 455,6               | 0,85           | -10,90  |
| Inggris                    | 1 277,1               | 0,73           | 1 009,7               | 0,59           | -20,90  |
| Belanda                    | 814,2                 | 0,46           | 963,8                 | 0,56           | 18,40   |
| Swedia                     | 1 198,0               | 0,68           | 788,6                 | 0,46           | -34,20  |
| Belgia                     | 584,0                 | 0,33           | 598,0                 | 0,35           | 2,40  |
| Spanyol                    | 421,9                 | 0,24           | 513,0                 | 0,30           | 21,60   |
| Finlandia                  | 361,3                 | 0,20           | 383,1                 | 0,22           | 6,00  |
| Austria                    | 305,0                 | 0,17           | 342,6                 | 0,20           | 12,30   |
| Denmark                    | 156,5                 | 0,09           | 184,8                 | 0,11           | 18,10   |
| Republik Cheska            | 98,1                  | 0,06           | 161,1                 | 0,09           | 64,20   |
| Polandia                   | 109,0                 | 0,06           | 138,9                 | 0,08           | 27,40   |
| Hungaria                   | 104,4                 | 0,06           | 103,9                 | 0,06           | -0,50   |
| Irlandia                   | 145,0                 | 0,08           | 99,4                  | 0,06           | -31,40  |
| Uni Eropa Lainnya          | 373,3                 | 0,21           | 255,8                 | 0,15           | -31,50  |
| <b>LAINNYA</b>             | <b>30 572,7</b>       | <b>17,36</b>   | <b>30 731,0</b>       | <b>17,95</b>   | <b>0,50</b>   |
| <b>TOTAL IMPOR</b>         | <b>176 109,0</b>      | <b>100,00</b>  | <b>171 172,8</b>      | <b>100,00</b>  | <b>-2,80</b>  |

**TABEL 4. IMPOR MENURUT GOLONGAN PENGGUNAAN BARANG  
JANUARI-NOVEMBER 2009-2013**

| Bulan/<br>Tahun  | Nilai (Juta USD)   |                            |                 |           | Peranan (%)        |                            |                 |        |
|------------------|--------------------|----------------------------|-----------------|-----------|--------------------|----------------------------|-----------------|--------|
|                  | Barang<br>Konsumsi | Bahan<br>Baku/<br>Penolong | Barang<br>Modal | Total     | Barang<br>Konsumsi | Bahan<br>Baku/<br>Penolong | Barang<br>Modal | Total  |
| <b>Jan-Nov :</b> |                    |                            |                 |           |                    |                            |                 |        |
| 2009             | 6 098,9            | 62 382,7                   | 18 047,7        | 86 529,3  | 7,05               | 72,09                      | 20,86           | 100,00 |
| 2010             | 8 997,3            | 89 098,1                   | 24 421,2        | 122 516,6 | 7,35               | 72,72                      | 19,93           | 100,00 |
| 2011             | 12 285,2           | 119 339,2                  | 29 335,6        | 160 960,0 | 7,63               | 74,14                      | 18,23           | 100,00 |
| 2012             | 12 234,6           | 128 745,5                  | 35 128,9        | 176 109,0 | 6,95               | 73,10                      | 19,95           | 100,00 |
| 2013             | 11 959,9           | 130 111,4                  | 29 101,5        | 171 172,8 | 6,99               | 76,01                      | 17,00           | 100,00 |

Rata-rata nilai impor Januari-November periode 2009-2013 adalah sebesar USD143.457,5 juta dengan rata-rata nilai impor barang konsumsi dan peranannya USD10.315,2 juta (7,19 persen), impor bahan baku/penolong sebesar USD105.935,4 juta (73,61 persen) dan impor barang modal sebesar USD27.207,0 juta (19,19 persen). Jika dibandingkan Januari-November 2012, maka nilai impor golongan barang konsumsi dan barang modal mengalami penurunan masing-masing sebesar 2,25 persen (US\$274,7 juta) dan 17,16 persen (US\$6.027,4 juta). Sebaliknya impor kelompok bahan baku/penolong meningkat sebesar 1,06 persen atau US\$1.365,9 juta.

**GRAFIK 4. PERSENTASE NILAI IMPOR INDONESIA  
MENURUT GOLONGAN PENGGUNAAN BARANG  
JANUARI-NOVEMBER 2012 DAN 2013**



Dilihat dari peranannya selama Januari-November periode 2009-2013, rata-rata peranan tertinggi diberikan oleh impor *bahan baku/penolong* yaitu 73,61 persen, diikuti oleh rata-rata impor *barang modal* sebesar 19,20 persen dan rata-rata impor *barang konsumsi* sebesar 7,19 persen. Sementara itu, peran *barang konsumsi* yang tertinggi dicapai di tahun 2011 yaitu sebesar 7,63 persen. Golongan *bahan baku/penolong* memberikan peranan tertinggi di tahun 2013 sebesar 76,01 persen, sedangkan golongan *barang modal* peran tertingginya dicapai pada tahun 2009 sebesar 20,86 persen.

Jika dibandingkan dengan periode yang sama tahun sebelumnya, peranan nilai impor *barang konsumsi* dan *bahan baku/penolong* terhadap keseluruhan nilai impor pada Januari-November 2013 mengalami peningkatan masing-masing dari 6,95 persen menjadi 6,99 persen dan dari 73,10 persen menjadi 76,01 persen. Sebaliknya impor *barang modal* turun dari 19,95 persen menjadi 17,00 persen.

Menurut golongan barang SITC (*Standard International Trade Classification*) 1 dijit, kelompok barang utama impor selama Januari-November 2013 adalah kelompok *mesin dan alat angkutan* dengan nilai sebesar USD53.395,0 juta dan memberikan peran sebesar 31,19 persen dari total impor Indonesia. Dilihat dari nilainya, terlihat bahwa nilai impor kelompok ini turun 2,71 persen dibandingkan periode yang sama tahun sebelumnya. Demikian pula jika dilihat dari peranan impor kelompok barang ini mengalami penurunan dari 34,28 persen menjadi 31,19 persen.


**TABEL 5. IMPOR MENURUT SITC-1 DIJIT  
JANUARI-NOVEMBER 2012 DAN 2013**

| SITC                               | Januari-November 2012 |                | Januari-November 2013 |                | Perubahan<br>Jan-Nov 2013<br>thd<br>Jan-Nov 2012<br>(%) |
|------------------------------------|-----------------------|----------------|-----------------------|----------------|---|
|                                    | Nilai<br>(Juta USD)   | Peranan<br>(%) | Nilai<br>(Juta USD)   | Peranan<br>(%) |   |
| 0 Bahan Makanan dan Binatang Hidup | 12 170,2              | 6,91           | 12 640,2              | 7,38           | 16,57   |
| 1 Minuman dan Tembakau             | 771,5                 | 0,44           | 750,9                 | 0,44           | 6,25  |
| 2 Bahan Baku dan Hasil Tambang     | 8 301,0               | 4,71           | 8 533,2               | 4,99           | 13,62   |
| 3 Minyak dan Bahan Bakar Mineral   | 39 014,0              | 22,15          | 41 247,3              | 24,10          | 18,11   |
| 4 Minyak Nabati dan Hewani         | 170,4                 | 0,10           | 223,3                 | 0,13           | 43,60   |
| 5 Bahan Kimia dan produknya        | 21 900,8              | 12,44          | 21 731,2              | 12,70          | 9,00  |
| 6 Barang-barang Buatan Pabrik      | 27 498,8              | 15,61          | 26 247,9              | 15,33          | 5,55  |
| 7 Mesin dan Alat Angkutan          | 60 363,0              | 34,28          | 53 395,0              | 31,19          | -2,71   |
| 8& Lainnya                         | 5 919,3               | 3,36           | 6 403,8               | 3,74           | 19,67   |
| <b>TOTAL IMPOR</b>                 | <b>176 109,0</b>      | <b>100,00</b>  | <b>171 172,8</b>      | <b>100,00</b>  | <b>7,54</b>   |

Impor kelompok barang SITC 1 dijit yang terbesar berikutnya adalah *minyak dan bahan bakar mineral* dengan nilai USD41.247,3 juta dengan peran sebesar 24,10 persen, diikuti oleh *barang-barang buatan pabrik* sebesar USD26.247,9 juta (15,33 persen). Selanjutnya yaitu *bahan kimia dan produknya* sebesar USD21.731,2 juta (12,70 persen), *bahan makanan dan binatang hidup* sebesar USD12.640,2 juta (7,38 persen), *bahan baku dan hasil tambang* sebesar USD8.533,2 juta (4,99 persen), *kelompok*

barang lainnya sebesar USD6.403,8 juta (3,74 persen), minuman dan tembakau sebesar USD750,9 juta (0,44 persen), dan minyak nabati dan hewani sebesar USD223,3 juta (0,13 persen).

Selama Januari-November 2013, pelabuhan di DKI Jakarta membongkar barang impor terbesar dibanding dengan pelabuhan di provinsi lain, yaitu sebesar USD83.071,4 juta atau 48,53 persen dari total impor Indonesia. Provinsi dengan impor terbesar kedua adalah Jawa Timur yang mencapai USD22.809,1 juta (13,33 persen), diikuti Jawa Tengah USD14.442,5 juta (8,44 persen), Kepulauan Riau USD11.233,7 juta (6,56 persen), Banten USD14.442,5 juta (8,44 persen), Kalimantan Timur USD8.790,0 juta (5,14 persen), Sumatera Utara sebesar USD4.715,2 juta (2,75 persen), dan Lampung US\$3.072,6 juta (1,79 persen). Kemudian nilai impor yang masuk melalui provinsi Kalimantan Selatan dan Riau masing-masing sebesar US\$2.796,4 juta (1,63 persen) dan USD1.777,8 juta (1,04 persen). Sementara nilai impor ke provinsi lainnya masih berada di bawah USD1,5 miliar.



Dari sepuluh provinsi utama, empat provinsi diantaranya mengalami peningkatan nilai impor dibanding periode yang sama tahun sebelumnya. Keempat provinsi tersebut, yaitu Jawa Tengah yang naik sebesar US\$1.585,3 juta (12,33 persen), Kalimantan Timur sebesar US\$1.485,1 juta (20,28 persen), Jawa Timur sebesar US\$419,8 juta (1,88 persen), dan Banten sebesar US\$396,9 juta (3,66 persen). Sementara itu, enam provinsi lainnya mengalami penurunan nilai impor.

Dari enam provinsi utama yang mengalami penurunan nilai impor, provinsi DKI Jakarta mengalami penurunan cukup tinggi, yaitu sebesar US\$6.262,4 juta atau 7,01 persen. Provinsi berikutnya, yaitu Kepulauan Riau sebesar US\$865,4 juta (7,15 persen), Kalimantan Selatan sebesar US\$385,9 juta (12,13 persen), Riau sebesar US\$328,6 juta (15,60 persen), Sumatera Utara sebesar US\$18,4 juta (0,39 persen), dan Lampung sebesar US\$14,8 juta (0,62 persen).

**TABEL 6. NILAI DAN PERANAN IMPOR MENURUT PROVINSI<sup>\*)</sup>  
JANUARI-NOVEMBER 2012 DAN 2013**

| Provinsi            | Januari-November 2012 |                | Januari-November 2013 |                | Perubahan<br>Jan-Nov 2013<br>thd<br>Jan-Nov 2012<br>(%) |
|---------------------|-----------------------|----------------|-----------------------|----------------|---|
|                     | Nilai<br>(Juta USD)   | Peranan<br>(%) | Nilai<br>(Juta USD)   | Peranan<br>(%) |   |
| Aceh                | 83,8                  | 0,05           | 9,9                   | 0,01           | -88,19  |
| Sumatera Utara      | 4 733,6               | 2,69           | 4 715,2               | 2,75           | -0,39   |
| Sumatera Barat      | 1 145,1               | 0,65           | 941,4                 | 0,55           | -17,79  |
| Riau                | 2 106,4               | 1,20           | 1 777,8               | 1,04           | -15,60  |
| Jambi               | 103,9                 | 0,06           | 224,3                 | 0,13           | 115,88  |
| Sumatera Selatan    | 477,0                 | 0,27           | 525,8                 | 0,31           | 10,23   |
| Bengkulu            | 39,8                  | 0,02           | 25,0                  | 0,01           | -37,19  |
| Lampung             | 3 091,7               | 1,76           | 3 072,6               | 1,79           | -0,62   |
| Bangka Belitung     | 79,0                  | 0,05           | 46,5                  | 0,03           | -41,14  |
| Kepulauan Riau      | 12 099,1              | 6,87           | 11 233,7              | 6,56           | -7,15   |
| DKI Jakarta         | 89 333,8              | 50,73          | 83 071,4              | 48,53          | -7,01   |
| Jawa Barat          | 2 163,2               | 1,23           | 1 720,9               | 1,01           | -20,45  |
| Jawa Tengah         | 12 857,2              | 7,30           | 14 442,5              | 8,44           | 12,33   |
| DI Yogyakarta       | 1,2                   | 0,00           | 1,8                   | 0,00           | 50,00   |
| Jawa Timur          | 22 389,3              | 12,71          | 22 809,1              | 13,33          | 1,88  |
| Banten              | 10 856,4              | 6,16           | 11 253,3              | 6,57           | 3,66  |
| Bali                | 148,0                 | 0,08           | 280,9                 | 0,16           | 89,80   |
| Nusa Tenggara Barat | 272,5                 | 0,15           | 183,7                 | 0,11           | -32,59  |
| Nusa Tenggara Timur | 73,7                  | 0,04           | 36,4                  | 0,02           | -50,61  |
| Kalimantan Barat    | 481,0                 | 0,27           | 463,9                 | 0,27           | -3,56   |
| Kalimantan Tengah   | 126,9                 | 0,07           | 79,4                  | 0,05           | -37,43  |
| Kalimantan Selatan  | 3 182,3               | 1,81           | 2 796,4               | 1,63           | -12,13  |
| Kalimantan Timur    | 7 307,9               | 4,15           | 8 790,0               | 5,14           | 20,28   |
| Sulawesi Utara      | 118,9                 | 0,07           | 102,2                 | 0,06           | -14,05  |
| Sulawesi Tengah     | 3,5                   | 0,00           | 62,1                  | 0,04           | 1674,29   |
| Sulawesi Selatan    | 1 157,4               | 0,66           | 1 306,4               | 0,76           | 12,87   |
| Sulawesi Tenggara   | 285,6                 | 0,16           | 372,2                 | 0,22           | 30,32   |
| Gorontalo           | 43,7                  | 0,02           | 37,5                  | 0,02           | -14,19  |
| Sulawesi Barat      | 0,0                   | 0,00           | 4,5                   | 0,00           | ---   |
| Maluku              | 385,1                 | 0,22           | 324,3                 | 0,19           | -15,79  |
| Maluku Utara        | 9,4                   | 0,01           | 4,7                   | 0,00           | -50,00  |
| Papua Barat         | 14,0                  | 0,01           | 26,2                  | 0,02           | 87,14   |
| Papua               | 938,6                 | 0,53           | 430,8                 | 0,25           | -54,10  |
| <b>TOTAL IMPOR</b>  | <b>176 109,0</b>      | <b>100,00</b>  | <b>171 172,8</b>      | <b>100,00</b>  | <b>-2,80</b>  |

Keterangan : \*) = melalui pelabuhan bongkar yang terdapat di provinsi



**I-1. IMPOR MENURUT GOLONGAN BARANG HS / IMPORT BY HS COMMODITY GROUPS**  
**A. MENURUT 21 GOLONGAN BARANG (HS) / BY 21 HS COMMODITY GROUP**  
**\*\*\* NOVEMBER/NOVEMBER 2013 \*\*\***

| H S                 | Uraian golongan barang<br>Group description | Berat bersih / Net weight (Kg) |                                | Nilai / Value C.I.F (U S \$) |                                |
|---------------------|---|--------------------------------|--------------------------------|------------------------------|--------------------------------|
|                     |   | Bulan ini<br>Current month     | Kumulatif<br>Cum. Jan. to date | Bulan ini<br>Current month   | Kumulatif<br>Cum. Jan. to date |
| I                   | Live animals; animal product                | 62 480 949                     | 645 292 138                    | 206 968 599                  | 1 961 239 257                  |
| II                  | Vegetable products                          | 1 448 931 743                  | 13 216 147 230                 | 619 301 418                  | 6 341 905 131                  |
| III                 | Fats, oils, waxes of animal/vegetable       | 24 988 255                     | 154 110 547                    | 29 541 138                   | 226 046 232                    |
| IV                  | Foodstuffs, beverages, spirits and tobacco  | 649 043 112                    | 8 688 530 030                  | 536 933 005                  | 6 723 382 152                  |
| V                   | Mineral products                            | 5 672 215 040                  | 57 464 159 112                 | 4 099 723 169                | 42 716 426 039                 |
| VI                  | Prod. of chemical or allied industries      | 1 163 018 824                  | 13 831 905 085                 | 1 317 244 442                | 15 796 653 004                 |
| VII                 | Plastics, rubber and articles there of      | 337 289 397                    | 3 965 342 448                  | 776 742 307                  | 9 109 130 595                  |
| VIII                | Raw hides, skins, leather and articles      | 8 170 175                      | 80 598 051                     | 60 742 219                   | 601 206 757                    |
| IX                  | Wood and its articles, plaiting materials   | 73 351 806                     | 1 001 482 566                  | 31 009 365                   | 371 420 488                    |
| X                   | Pulp, paper and articles there of           | 278 962 635                    | 4 338 421 321                  | 232 135 487                  | 2 970 917 442                  |
| XI                  | Textiles & textile articles                 | 159 234 326                    | 1 812 476 429                  | 713 212 223                  | 7 784 474 324                  |
| XII                 | Footwear, umbrellas, artificial flowers     | 6 414 679                      | 70 053 451                     | 41 936 279                   | 453 362 460                    |
| XIII                | Cement, plaster, glass, ceramic products    | 188 285 142                    | 1 611 760 385                  | 89 283 791                   | 932 649 914                    |
| XIV                 | Pearls & precious/semiprecious stones       | 434 359                        | 4 228 172                      | 8 750 338                    | 89 292 720                     |
| XV                  | Base metals and articles there of           | 1 089 726 090                  | 16 175 392 106                 | 1 334 949 628                | 17 854 126 089                 |
| XVI                 | Machinery, electric, electronic equipments  | 314 084 075                    | 3 552 604 009                  | 3 889 145 462                | 41 820 016 274                 |
| XVII                | Vehicles, aircraft, and vessels             | 115 928 833                    | 1 569 028 671                  | 698 866 098                  | 10 332 239 927                 |
| XVIII               | Optical, photographic, musical instruments  | 18 515 662                     | 106 635 127                    | 234 314 989                  | 2 347 907 613                  |
| XIX                 | Arms and amunition; parts & accesories      | 285 371                        | 931 568                        | 21 052 088                   | 130 390 273                    |
| XX                  | Miscellaneous manufactures articles.        | 32 026 876                     | 353 842 253                    | 119 202 610                  | 1 295 242 535                  |
| XXI                 | Works of art, antiques special provisions   | 9 802 694                      | 127 041 368                    | 88 270 758                   | 1 314 775 673                  |
| <b>TOTAL IMPORT</b> |   | <b>11 653 190 043</b>          | <b>128 769 982 067</b>         | <b>15 149 325 413</b>        | <b>171 172 804 899</b>         |

**I-1. IMPOR MENURUT GOLONGAN BARANG (HS) / IMPORT BY HS COMMODITY GROUPS**  
**B. MENURUT GOLONGAN BARANG 2 DIJIT HS / BY COMMODITY 2 DIGITS HS**  
**\*\*\* NOVEMBER/NOVEMBER 2013 \*\*\***

| H S | Uraian golongan barang<br>Group description                      | Berat bersih / Net weight (Kg) |                                | Nilai / Value C.I.F (U S \$) |                                |
|-----|--|--------------------------------|--------------------------------|------------------------------|--------------------------------|
|     |  | Bulan ini<br>Current month     | Kumulatif<br>Cum. Jan. to date | Bulan ini<br>Current month   | Kumulatif<br>Cum. Jan. to date |
| 01  | Live animals   | 9 027 904                      | 104 465 611                    | 23 141 977                   | 271 863 479                    |
| 02  | Meat and edible meat offal                                       | 9 746 943                      | 43 781 571                     | 37 578 445                   | 197 838 546                    |
| 03  | Fish and crustaceans   | 11 002 159                     | 138 809 349                    | 17 600 097                   | 199 461 544                    |
| 04  | Dairy products, bird's eggs, natural honey                       | 31 887 889                     | 346 446 806                    | 125 650 759                  | 1 208 496 193                  |
| 05  | Products of animal origin  | 816 054                        | 11 788 801                     | 2 997 321                    | 83 579 495                     |
| 06  | Live trees and other plants                                      | 242 185                        | 2 018 801                      | 186 522                      | 2 581 662                      |
| 07  | Edible vegetables and certain roots and tubers                   | 34 815 759                     | 732 843 465                    | 29 833 065                   | 581 516 343                    |
| 08  | Edible fruits and nuts   | 42 161 784                     | 467 171 955                    | 56 849 183                   | 609 307 576                    |
| 09  | Coffee, tea, mate, and spices                                    | 6 815 180                      | 84 856 051                     | 8 026 946                    | 120 527 905                    |
| 10  | Cereals  | 1 070 490 647                  | 9 484 095 955                  | 332 480 764                  | 3 331 104 391                  |
| 11  | Products of the milling industry; malt, starches                 | 44 130 154                     | 534 077 198                    | 20 176 517                   | 275 582 029                    |
| 12  | Oil seeds and oleaginous fruits; grains, seed, and fruits        | 249 322 606                    | 1 901 010 947                  | 164 091 127                  | 1 339 789 469                  |
| 13  | Lac; gums; resins and other vegetable saps and extracts          | 905 511                        | 8 283 720                      | 7 583 872                    | 80 830 205                     |
| 14  | Vegetable plaiting materials; vegetable products                 | 47 917                         | 1 789 138                      | 73 422                       | 665 551                        |
| 15  | Animal or vegetable oils/fats and their cleavage products        | 24 988 255                     | 154 110 547                    | 29 541 138                   | 226 046 232                    |
| 16  | Preparations of meat/fish/crustaceans/mollucs or other aquatic   | 1 222 511                      | 9 862 695                      | 3 956 963                    | 29 941 956                     |
| 17  | Sugar and sugar confectionery                                    | 297 202 764                    | 3 401 989 600                  | 153 889 452                  | 1 833 483 110                  |
| 18  | Cocoa and cocoa preparations                                     | 6 335 090                      | 59 564 091                     | 19 453 738                   | 191 772 348                    |
| 19  | Preparations of cereals, flour, starch or milk; pastrycooks'     | 8 189 958                      | 91 754 734                     | 29 635 670                   | 310 085 778                    |
| 20  | Preparations of vegetables, fruits, nuts or other part of plants | 8 877 556                      | 89 374 692                     | 11 466 785                   | 125 628 060                    |
| 21  | Miscellaneous edible preparations                                | 16 026 867                     | 189 642 038                    | 59 156 796                   | 700 445 309                    |
| 22  | Beverages, spirit, and vinegar                                   | 10 673 110                     | 116 793 949                    | 10 024 588                   | 93 100 768                     |
| 23  | Residues and waste from the food industries                      | 289 465 387                    | 4 604 910 165                  | 184 177 377                  | 2 778 608 828                  |
| 24  | Tobacco and manufactured tobacco substitutes                     | 11 049 869                     | 124 638 066                    | 65 171 636                   | 660 315 995                    |
| 25  | Salts; sulphur; earths and stone; plastering materials, lime and | 933 894 025                    | 10 499 346 124                 | 82 160 327                   | 990 058 800                    |
| 26  | Ores, slag, and ash  | 442 476 059                    | 1 799 410 579                  | 53 170 429                   | 446 526 120                    |
| 27  | Mineral fuels, mineral oils and products of their distillation   | 4 295 844 956                  | 45 165 402 409                 | 3 964 392 413                | 41 279 841 119                 |
| 28  | Inorganic chemicals  | 320 445 054                    | 3 685 429 611                  | 133 776 638                  | 1 763 472 144                  |
| 29  | Organic chemicals  | 354 040 651                    | 3 936 102 921                  | 550 497 028                  | 6 444 828 012                  |
| 30  | Pharmaceutical products  | 2 177 737                      | 26 458 718                     | 53 721 131                   | 603 561 094                    |
| 31  | Fertilizers  | 342 872 685                    | 4 550 361 385                  | 101 302 090                  | 1 621 376 472                  |
| 32  | Tanning or dyeing extracts                                       | 35 461 846                     | 390 673 778                    | 109 047 277                  | 1 264 928 681                  |
| 33  | Essential oils and resinoids; perfumery, cosmetic or toilet      | 9 853 324                      | 103 650 510                    | 106 683 675                  | 1 022 300 991                  |
| 34  | Soap, organic surfasce-active agents, washing, and lubricating   | 18 789 781                     | 194 877 663                    | 46 939 485                   | 509 548 442                    |
| 35  | Albuminoidal substances; modified starches; glues; enzymes       | 20 040 525                     | 192 301 105                    | 43 540 156                   | 433 396 521                    |
| 36  | Explosives; pyrotechnic products; matches; certain combustible   | 2 759 388                      | 28 265 160                     | 9 889 517                    | 114 846 320                    |
| 37  | Photographic and cinematographic goods                           | 1 443 084                      | 12 047 170                     | 9 182 049                    | 73 373 136                     |
| 38  | Miscellaneous chemical products                                  | 55 134 749                     | 711 737 064                    | 152 665 396                  | 1 945 021 191                  |
| 39  | Plastics and articles thereof                                    | 288 837 137                    | 3 406 233 980                  | 610 944 401                  | 7 070 103 737                  |
| 40  | Rubber and articles thereof                                      | 48 452 260                     | 559 108 468                    | 165 797 906                  | 2 039 026 858                  |

**I-1. IMPOR MENURUT GOLONGAN BARANG (HS) / IMPORT BY HS COMMODITY GROUPS**  
**B. MENURUT GOLONGAN BARANG 2 DIJIT HS / BY COMMODITY 2 DIGITS HS**  
**\*\*\* NOVEMBER/NOVEMBER 2013 \*\*\***

| HS                  | Uraian golongan barang<br>Group description                         | Berat bersih / Net weight (Kg) |                                | Nilai / Value C.I.F ( US \$ ) |                                |
|---------------------|---|--------------------------------|--------------------------------|-------------------------------|--------------------------------|
|                     |   | Bulan ini<br>Current month     | Kumulatif<br>Cum. Jan. to date | Bulan ini<br>Current month    | Kumulatif<br>Cum. Jan. to date |
| 41                  | Raw hides, skins, and leather                                       | 5 168 445                      | 49 332 557                     | 43 098 380                    | 391 647 824                    |
| 42                  | Articles of leather; saddlery and harness; travel goods and similar | 2 999 339                      | 31 089 603                     | 17 477 218                    | 204 030 117                    |
| 43                  | Furskins and artificial fur; manufactures thereof                   | 2 391                          | 175 891                        | 166 621                       | 5 528 816                      |
| 44                  | Wood and articles of wood; wood charcoal                            | 73 223 159                     | 1 000 256 937                  | 30 395 058                    | 366 595 273                    |
| 45                  | Cork and articles of cork   | 66 627                         | 700 903                        | 501 297                       | 4 071 541                      |
| 46                  | Manufactured of straw or other plaiting materials; basketware       | 62 020                         | 524 726                        | 113 010                       | 753 674                        |
| 47                  | Pulp of wood or of other fibrous cellulosic material; recovered     | 218 611 053                    | 3 636 244 469                  | 112 213 909                   | 1 626 695 986                  |
| 48                  | Paper and paperboard; articles of paper pulp or of                  | 59 724 260                     | 694 940 706                    | 113 351 703                   | 1 272 246 329                  |
| 49                  | Printed books, newspapers, pictures, and other products of          | 627 322                        | 7 236 146                      | 6 569 875                     | 71 975 127                     |
| 50                  | Silk  | 20 924                         | 276 564                        | 163 121                       | 1 920 013                      |
| 51                  | Wool, fine or coarse animal hair; horse hair yarn, woven fabrics    | 382 809                        | 4 882 261                      | 9 538 830                     | 105 145 779                    |
| 52                  | Cotton  | 63 904 121                     | 752 667 224                    | 216 342 553                   | 2 350 842 737                  |
| 53                  | Other vegetable textile fibres; paper yarns and woven fabrics of    | 2 167 663                      | 23 991 522                     | 2 728 368                     | 28 599 170                     |
| 54                  | Man-made filaments  | 20 401 715                     | 210 004 409                    | 101 797 622                   | 1 117 964 866                  |
| 55                  | Man-made staple fibres  | 30 309 680                     | 372 246 827                    | 107 379 351                   | 1 256 556 954                  |
| 56                  | Wadding, felt, and non-wovens                                       | 8 141 362                      | 84 822 647                     | 32 125 757                    | 341 318 561                    |
| 57                  | Carpets and other textile floor coverings                           | 1 192 924                      | 14 928 817                     | 3 065 264                     | 35 181 379                     |
| 58                  | Special woven fabrics; tufted textile fabrics; lace; tapestries;    | 1 882 432                      | 20 072 536                     | 25 943 838                    | 260 302 476                    |
| 59                  | Impregnated, coated, covered or laminated textile fabrics           | 10 602 279                     | 105 937 645                    | 53 198 822                    | 567 328 404                    |
| 60                  | Knitted or crocheted fabrics  | 14 003 651                     | 141 938 676                    | 117 007 937                   | 1 215 898 396                  |
| 61                  | Articles of apparel and clothing accessories, knitted or crocheted  | 2 229 271                      | 32 524 362                     | 15 915 708                    | 192 602 712                    |
| 62                  | Articles of apparel and clothing accessories, not knitted or        | 1 986 688                      | 25 839 101                     | 22 807 022                    | 247 794 894                    |
| 63                  | Other made up textile articles; sets; worn clothing and worn        | 2 008 807                      | 22 343 838                     | 5 198 030                     | 63 017 983                     |
| 64                  | Footwear, gaiters and the like; parts of such articles              | 4 245 257                      | 54 883 799                     | 36 710 374                    | 404 214 556                    |
| 65                  | Headgear and parts thereof  | 114 349                        | 1 596 993                      | 1 047 466                     | 11 122 593                     |
| 66                  | Umbrellas, walking sticks, seat-sticks, whips, riding crops and     | 1 803 925                      | 10 438 059                     | 2 457 858                     | 14 572 523                     |
| 67                  | Prepared feathers and articles; artificial flowers; articles of     | 251 148                        | 3 134 600                      | 1 720 581                     | 23 452 788                     |
| 68                  | Articles of stone, plaster, cement, asbestos, mica or similar       | 64 786 755                     | 526 762 159                    | 29 434 336                    | 280 337 894                    |
| 69                  | Ceramic products  | 95 033 921                     | 697 105 691                    | 30 494 929                    | 288 118 246                    |
| 70                  | Glass and glassware   | 28 464 466                     | 387 892 535                    | 29 354 526                    | 364 193 774                    |
| 71                  | Natural and cultured pearls, precious/semi precious stones, and     | 434 359                        | 4 228 172                      | 8 750 338                     | 89 292 720                     |
| 72                  | Iron and steel  | 829 723 059                    | 12 980 841 215                 | 603 523 397                   | 8 860 154 695                  |
| 73                  | Articles of iron and steel  | 144 620 222                    | 1 884 158 030                  | 330 902 481                   | 4 375 236 505                  |
| 74                  | Cooper and articles thereof   | 15 859 925                     | 177 776 445                    | 107 113 171                   | 1 211 572 080                  |
| 75                  | Nickel and articles thereof   | 376 078                        | 3 240 709                      | 9 025 143                     | 62 429 746                     |
| 76                  | Aluminium and articles thereof                                      | 53 713 470                     | 612 319 369                    | 139 161 365                   | 1 650 074 247                  |
| 78                  | Lead and articles thereof   | 6 382 513                      | 92 010 424                     | 15 092 220                    | 221 893 186                    |
| 79                  | Zinc and articles thereof   | 11 885 082                     | 135 754 943                    | 24 861 093                    | 285 398 275                    |
| 80                  | Tin and articles thereof  | 219 443                        | 2 298 098                      | 1 955 958                     | 21 827 543                     |
| 81                  | Other base metal; cermets; and articles thereof                     | 370 781                        | 4 190 700                      | 9 420 155                     | 64 008 084                     |
| 82                  | Tools, implements, cutlery, spoon and forks, of base metal and      | 6 309 763                      | 73 931 201                     | 40 447 980                    | 471 336 326                    |
| 83                  | Miscellaneous articles of base metal                                | 20 265 754                     | 208 870 972                    | 53 446 665                    | 630 195 402                    |
| 84                  | Nuclear reactors, boilers, machinery and mechanical appliances;     | 234 699 121                    | 2 624 084 756                  | 2 450 233 553                 | 24 943 868 496                 |
| 85                  | Electrical machinery and equipments; sound                          | 79 384 954                     | 928 519 253                    | 1 438 911 909                 | 16 876 147 778                 |
| 86                  | Railway and tramway locomotive, mechanical traffic, and all         | 2 275 314                      | 30 768 703                     | 19 808 659                    | 505 492 897                    |
| 87                  | Vehicles other than railway/tramway, and parts and accessories      | 73 891 175                     | 917 735 454                    | 533 213 092                   | 7 310 081 112                  |
| 88                  | Aircraft and its components   | 193 829                        | 2 311 770                      | 69 898 196                    | 1 451 299 681                  |
| 89                  | Ships, boat, and floating structures                                | 39 568 515                     | 618 212 744                    | 75 946 151                    | 1 065 366 237                  |
| 90                  | Optical, photographic, cinematographic, measuring, checking,        | 16 344 798                     | 85 297 005                     | 213 044 084                   | 2 135 674 958                  |
| 91                  | Clocks and watches and parts thereof                                | 487 503                        | 5 374 907                      | 6 562 611                     | 50 470 538                     |
| 92                  | Musical instruments; parts and accessories of such articles         | 1 683 361                      | 15 963 215                     | 14 708 294                    | 161 762 117                    |
| 93                  | Arms and ammunition; parts and accessories thereof                  | 285 371                        | 931 568                        | 21 052 088                    | 130 390 273                    |
| 94                  | Furnitures, bedding, mattress supports, cushions and stuffed        | 19 020 782                     | 196 637 176                    | 60 510 136                    | 597 000 112                    |
| 95                  | Toys, games and sports requisites; parts and accessories thereof    | 3 128 828                      | 54 982 990                     | 14 357 665                    | 211 091 106                    |
| 96                  | Miscellaneous manufactured articles                                 | 9 877 266                      | 102 222 087                    | 44 334 809                    | 487 151 317                    |
| 97                  | Works of arts, collectors' piece and antiques                       | 146 321                        | 805 145                        | 154 401                       | 1 888 658                      |
| 98                  | Vehicles in ckd and their components                                | 9 656 373                      | 126 236 223                    | 88 116 357                    | 1 312 887 015                  |
| <b>TOTAL IMPORT</b> |   | <b>11 653 190 043</b>          | <b>128 769 982 067</b>         | <b>15 149 325 413</b>         | <b>171 172 804 899</b>         |



**I-1. IMPOR MENURUT GOLONGAN BARANG (HS) / IMPORT BY HS COMMODITY GROUPS**  
**C. MENURUT 40 GOLONGAN BARANG (HS) TERBESAR / BY BIG 40 COMMODITIES (HS)**  
**\*\*\* NOVEMBER/NOVEMBER 2013 \*\*\***

| HS         | Uraian golongan barang<br>Group description                        | Berat bersih / Net weight (Kg) |                                | Nilai / Value C.I.F ( U S \$ ) |                                |
|------------|--|--------------------------------|--------------------------------|--------------------------------|--------------------------------|
|            |  | Bulan ini<br>Current month     | Kumulatif<br>Cum. Jan. to date | Bulan ini<br>Current month     | Kumulatif<br>Cum. Jan. to date |
| 2710121600 | Other Motor Spirit, Unleaded                                       | 1 235 524 495                  | 13 138 092 786                 | 1 277 361 433                  | 13 310 542 255                 |
| 2709001000 | Crude Petroleum Oil  | 1 312 641 150                  | 14 745 014 527                 | 1 131 017 332                  | 12 509 646 282                 |
| 2710197100 | Automotive Diesel Fuel   | 807 825 539                    | 6 740 530 189                  | 720 039 087                    | 5 995 428 132                  |
| 8517120000 | Telephones For Cellular Networks Or For Other Wireless Networl     | 1 455 224                      | 15 339 172                     | 264 207 048                    | 2 614 074 058                  |
| 2710197200 | Other Diesel Fuel  | 202 747 776                    | 2 400 651 128                  | 183 122 523                    | 2 203 303 834                  |
| 2304009000 | Oil-cake&other Solid Residues, From Extraction Of Soyabean Oil     | 166 416 220                    | 3 161 444 588                  | 90 892 846                     | 1 744 909 217                  |
| 1001991910 | Wheat Grains Without Husk,oth Than Seed, For Human Consump         | 482 714 695                    | 4 749 951 742                  | 161 536 633                    | 1 733 854 014                  |
| 1701140000 | Oth Cane Sugar, Raw, Not Added Flavour/ Colour                     | 248 804 000                    | 2 806 377 712                  | 127 744 825                    | 1 468 262 697                  |
| 2711130000 | Liquid Butanes   | 122 615 328                    | 1 643 485 038                  | 114 090 793                    | 1 453 798 833                  |
| 2710127000 | Naphtha, Reformate And Oth Preparations Of A Kind Used For Bl      | 111 968 090                    | 1 392 748 252                  | 105 845 326                    | 1 311 384 149                  |
| 5201000000 | Cotton, Not Carded/combed.   | 52 527 307                     | 624 021 342                    | 109 372 546                    | 1 248 100 671                  |
| 2711120000 | Liquid Propane   | 97 052 868                     | 1 387 555 245                  | 90 369 620                     | 1 225 713 750                  |
| 7207121000 | Slabs Of Iron/non Alloy, Cont.< 0,25% Of Carbon, Other Than Squ    | 56 508 621                     | 2 088 048 261                  | 29 224 313                     | 1 065 383 363                  |
| 8542390000 | Other Electronic Integrated Circuits                               | 268 757                        | 6 850 021                      | 75 152 851                     | 1 015 443 121                  |
| 2902430000 | P-xylene   | 63 636 982                     | 667 555 672                    | 93 252 812                     | 1 009 425 407                  |
| 1201900000 | Soya Beans, Oth Than Seed, Whether Or Not Broken                   | 231 588 153                    | 1 622 541 188                  | 142 510 009                    | 1 004 432 430                  |
| 3104200000 | Potassium Chloride   | 135 468 182                    | 2 130 392 113                  | 45 908 567                     | 917 884 262                    |
| 8471302000 | Laptops Incl Notebooks And Subnotebooks                            | 1 042 458                      | 11 139 456                     | 84 068 291                     | 916 324 239                    |
| 8517709900 | Other Aerials Or Antennae  | 193 256                        | 5 889 056                      | 25 363 370                     | 889 418 778                    |
| 1005909000 | Oth Maize (corn), Oth Than Seeds                                   | 459 926 787                    | 2 797 545 860                  | 122 061 815                    | 813 467 319                    |
| 3902109020 | Polypropylene In Granule Form                                      | 34 803 889                     | 541 600 018                    | 53 783 902                     | 809 577 205                    |
| 8803300000 | Other Parts Of Aeroplanes/helicopters Heading 8801 Or 8802         | 27 562                         | 954 123                        | 14 016 607                     | 805 598 725                    |
| 7204490000 | Other Ferrous Waste And Scrap :                                    | 158 547 240                    | 1 996 440 617                  | 59 204 287                     | 804 846 582                    |
| 2901210000 | Ethylene   | 35 525 166                     | 559 453 216                    | 51 843 899                     | 751 315 152                    |
| 2710198200 | Aviation Turbine Fuel (jet Fuel) Having A Flash Point Of Less Than | 68 569 002                     | 708 190 916                    | 75 116 049                     | 749 254 636                    |
| 7403110000 | Refined Copper For Cathodes And Sections Of Cathodes               | 8 439 964                      | 82 020 391                     | 61 346 540                     | 618 199 739                    |
| 8703221990 | Oth Motor Car,no Sedan,1000-1500 Cc,not Ckd,intern Combust F       | 2 820 456                      | 59 980 700                     | 25 251 113                     | 572 315 486                    |
| 8708997000 | Other Chasis Frames Or Parts                                       | 4 171 215                      | 53 520 934                     | 46 921 788                     | 562 673 598                    |
| 9801202000 | Vhcls Of Head 8704 With 5 Ton < Gross Weight <= 24 Ton, Incmp      | 2 657 053                      | 50 546 263                     | 24 981 320                     | 560 863 996                    |
| 2713200000 | Petroleum Bitumen  | 102 498 100                    | 848 839 878                    | 65 696 652                     | 553 968 686                    |
| 8517625300 | Oth Transmission Apparatus For Radio- Telephony/radio-telegrap     | 211 851                        | 1 364 789                      | 60 057 943                     | 481 431 623                    |
| 8429520000 | Mach With A 360,revolving Super Struct, Mech Shovels,excavato      | 8 346 399                      | 102 733 633                    | 43 097 281                     | 479 959 712                    |
| 0402104100 | Milk&cream Of Fat_1,5%,in Solid Form, No Added Sugar/sweet, (      | 11 000 500                     | 120 265 346                    | 48 679 933                     | 472 121 184                    |
| 4702000000 | Chemical Wood Pulp, Dissolving Grades.                             | 34 371 734                     | 485 082 123                    | 33 271 019                     | 459 587 257                    |
| 8431499000 | Oth Parts Suitable Use Of Machinery Of Heading 84.30               | 5 680 595                      | 72 311 982                     | 34 618 361                     | 458 516 535                    |
| 1001991990 | Other Wheat, Oth Than Seed, For Human Consumption                  | 72 590 030                     | 1 192 570 292                  | 23 345 864                     | 444 771 552                    |
| 4703210000 | Chemical Wood Pulp, Soda, Oth Than Dis Solving Grades,bleache      | 51 453 505                     | 620 566 452                    | 37 512 443                     | 443 569 696                    |
| 8443910000 | Part & Accessori Of Print Machinery Used For Print By Componer     | 869 670                        | 10 109 929                     | 42 123 974                     | 443 438 582                    |
| 7601100000 | Unwrought Aluminium, Not Alloyed                                   | 13 030 307                     | 201 757 262                    | 26 837 053                     | 437 757 893                    |
| 2905310000 | Ethylene Glycol (ethanediol)                                       | 28 311 887                     | 371 927 931                    | 33 043 976                     | 432 320 334                    |

**I-2 IMPOR MENURUT GOLONGAN BARANG SITC / IMPORT BY SITC COMMODITY GROUPS**  
**\*\*\* NOVEMBER/NOVEMBER 2013 \*\*\***

| SITC                                | Uraian golongan barang<br>Group description          | Berat bersih / Net weight (Kg) |                                | Nilai / Value C.I.F. (US \$) |                                |
|-------------------------------------|--|--------------------------------|--------------------------------|------------------------------|--------------------------------|
|                                     |  | Bulan ini<br>Current month     | Kumulatif<br>Cum. Jan. to date | Bulan ini<br>Current month   | Kumulatif<br>Cum. Jan. to date |
| <b>A. By Commodity 1 digit SITC</b> |  |                                |                                |                              |                                |
| 0                                   | Bahan makanan dan binatang hidup                     | 1 879 466 688                  | 20 097 788 908                 | 1 110 622 412                | 12 640 216 735                 |
| 1                                   | Minuman dan tembakau                                 | 21 651 683                     | 240 310 633                    | 74 934 184                   | 750 867 153                    |
| 2                                   | Bahan mentah   | 1 823 019 901                  | 18 834 782 882                 | 732 641 917                  | 8 533 232 861                  |
| 3                                   | Bahan bakar, bahan penyemir, dsb                     | 4 292 603 114                  | 45 115 580 098                 | 3 962 429 835                | 41 247 288 420                 |
| 4                                   | Minyak/lemak nabati dan hewan                        | 25 617 428                     | 191 605 399                    | 28 483 447                   | 223 284 480                    |
| 5                                   | Bahan kimia  | 1 426 968 385                  | 16 707 297 664                 | 1 830 558 851                | 21 731 214 279                 |
| 6                                   | Hasil industri menurut bahan                         | 1 648 895 586                  | 21 390 912 253                 | 2 125 797 162                | 26 247 866 888                 |
| 7                                   | Mesin dan alat pengangkutan                          | 440 269 341                    | 5 258 643 068                  | 4 683 955 549                | 53 395 028 228                 |
| 8                                   | Hasil industri lainnya                               | 94 506 543                     | 932 087 961                    | 596 220 126                  | 6 371 885 976                  |
| 9                                   | Barang dan transaksi khusus lainnya                  | 191 374                        | 973 201                        | 3 681 930                    | 31 919 879                     |
| <b>TOTAL IMPORT</b>                 |  | <b>11 653 190 043</b>          | <b>128 769 982 067</b>         | <b>15 149 325 413</b>        | <b>171 172 804 899</b>         |
| <b>B. By Commodity 2 digit SITC</b> |  |                                |                                |                              |                                |
| 00                                  | Live animal for food                                 | 9 027 904                      | 104 465 611                    | 23 141 977                   | 271 863 479                    |
| 01                                  | Meat and meat preparations                           | 10 366 173                     | 48 305 051                     | 39 936 770                   | 213 932 471                    |
| 02                                  | Dairy product and eggs                               | 32 555 652                     | 348 524 717                    | 127 214 045                  | 1 212 418 671                  |
| 03                                  | Fish, crustaceans, molluscs and their preparations   | 11 605 440                     | 144 141 704                    | 19 198 735                   | 213 300 975                    |
| 04                                  | Cereals and cereal preparations                      | 1 107 084 352                  | 9 738 512 085                  | 353 480 555                  | 3 514 157 013                  |
| 05                                  | Fruits and vegetables                                | 86 283 343                     | 1 295 369 524                  | 98 746 602                   | 1 324 166 130                  |
| 06                                  | Sugar, sugar preparations, and honey                 | 297 302 690                    | 3 404 176 755                  | 154 234 802                  | 1 842 272 393                  |
| 07                                  | Coffee, tea, cocoa, and spices                       | 14 820 884                     | 160 715 073                    | 39 493 992                   | 413 028 192                    |
| 08                                  | Feeding stuff for animals                            | 289 813 814                    | 4 609 461 675                  | 184 313 957                  | 2 780 489 616                  |
| 09                                  | Miscellaneous food preparations                      | 20 606 436                     | 244 116 713                    | 70 860 977                   | 854 587 795                    |
| 11                                  | Beverages  | 10 601 814                     | 115 672 567                    | 9 762 548                    | 90 551 158                     |
| 12                                  | Tobacco and tobacco manufactured                     | 11 049 869                     | 124 638 066                    | 65 171 636                   | 660 315 995                    |
| 21                                  | Hides, skins and furskins                            | 444 222                        | 3 431 024                      | 1 746 869                    | 10 145 253                     |
| 22                                  | Oil seeds, nuts, and kernels                         | 248 356 925                    | 1 890 960 876                  | 162 071 416                  | 1 317 204 770                  |
| 23                                  | Crude rubber   | 29 052 334                     | 317 056 704                    | 62 948 227                   | 743 436 605                    |
| 24                                  | Wood, lumber, and cork                               | 22 640 017                     | 320 595 550                    | 9 609 825                    | 116 764 913                    |
| 25                                  | Pulp and waste paper                                 | 218 611 053                    | 3 636 244 469                  | 112 213 909                  | 1 626 695 986                  |
| 26                                  | Textile fibres and their waste                       | 77 194 697                     | 927 483 720                    | 180 216 890                  | 2 071 135 562                  |
| 27                                  | Crude fertilizers and crude minerals                 | 611 679 481                    | 7 183 194 125                  | 64 823 530                   | 809 839 457                    |
| 28                                  | Metalliferous ores and metal scraps                  | 612 917 915                    | 4 532 315 013                  | 126 849 046                  | 1 655 311 329                  |
| 29                                  | Crude animals and vegetable materials, nes           | 2 123 257                      | 23 501 401                     | 12 162 205                   | 182 698 986                    |
| 32                                  | Coal, coke, and briquettes                           | 60 650 916                     | 457 967 534                    | 13 491 350                   | 94 992 799                     |
| 33                                  | Petroleum and petroleum products                     | 4 009 784 692                  | 41 592 410 362                 | 3 741 517 233                | 38 436 220 685                 |
| 34                                  | Gas; natural and manufactured                        | 222 167 116                    | 3 064 705 994                  | 207 401 020                  | 2 715 815 870                  |
| 35                                  | Electric current                                     | 390                            | 496 208                        | 20 232                       | 259 066                        |
| 41                                  | Animal oils and fats                                 | 705 218                        | 7 302 471                      | 1 580 858                    | 19 103 219                     |
| 42                                  | Fixed vegetable oils/fats                            | 19 960 418                     | 103 672 066                    | 19 548 565                   | 116 636 068                    |
| 43                                  | Animal vegetable oils/fats                           | 4 951 792                      | 80 630 862                     | 7 354 024                    | 87 545 193                     |
| 51                                  | Organic chemicals                                    | 354 609 227                    | 3 941 571 648                  | 536 848 566                  | 6 209 311 656                  |
| 52                                  | Inorganic chemicals                                  | 317 996 062                    | 3 239 667 124                  | 132 143 910                  | 1 602 391 568                  |
| 53                                  | Dyeing, tanning, and colouring materials             | 36 188 449                     | 398 436 523                    | 110 039 275                  | 1 274 452 041                  |
| 54                                  | Medical and pharmaceutical products                  | 3 325 126                      | 43 066 754                     | 71 334 321                   | 881 189 833                    |
| 55                                  | Essential oils and perfumery materials               | 22 019 847                     | 232 613 122                    | 134 658 098                  | 1 335 353 683                  |
| 56                                  | Manufactured fertilizers                             | 338 539 966                    | 4 499 697 990                  | 99 286 983                   | 1 594 889 545                  |
| 57                                  | Plastics in primary forms                            | 236 205 261                    | 2 794 377 863                  | 436 855 517                  | 5 109 596 684                  |
| 58                                  | Plastics in non-primary forms                        | 30 992 381                     | 382 550 305                    | 90 028 146                   | 1 030 529 983                  |
| 59                                  | Chemical materials and its products, nes             | 87 092 066                     | 1 175 316 335                  | 219 364 035                  | 2 693 499 286                  |
| 61                                  | Leather, leather med, nes                            | 4 789 796                      | 46 444 885                     | 41 828 281                   | 390 040 211                    |
| 62                                  | Rubber manufactured, nes                             | 19 119 139                     | 238 950 327                    | 100 900 806                  | 1 275 065 613                  |
| 63                                  | Wood and cork manufactured                           | 50 649 769                     | 680 362 290                    | 21 286 530                   | 253 901 901                    |
| 64                                  | Paper, paperboard, and manufactured thereof          | 57 739 369                     | 678 452 946                    | 97 124 509                   | 1 114 790 095                  |
| 65                                  | Textile yarns, fabrics, and their products           | 80 609 541                     | 852 108 518                    | 499 893 741                  | 5 320 716 375                  |
| 66                                  | Non metallic minerals manufactured                   | 517 759 998                    | 5 050 310 892                  | 110 408 766                  | 1 193 674 751                  |
| 67                                  | Iron and steel                                       | 753 642 049                    | 11 971 482 496                 | 693 075 008                  | 10 187 199 126                 |
| 68                                  | Non ferrous metals                                   | 78 898 599                     | 917 967 198                    | 273 554 992                  | 3 125 320 577                  |
| 69                                  | Manufactured of metal, nes                           | 85 687 326                     | 954 832 701                    | 287 724 529                  | 3 387 158 239                  |
| 71                                  | Power generating machine and equipments              | 51 702 345                     | 545 090 361                    | 479 174 481                  | 4 441 114 913                  |
| 72                                  | Machinery specialized for particular industry        | 70 073 381                     | 836 680 587                    | 683 771 090                  | 7 234 106 653                  |
| 73                                  | Metalworking machinery                               | 14 977 106                     | 167 716 258                    | 148 738 621                  | 1 685 861 099                  |
| 74                                  | General industrial machinery and equipments          | 105 285 157                    | 1 143 902 041                  | 994 753 744                  | 9 778 873 206                  |
| 75                                  | Office machinery and automatic data processing       | 7 550 602                      | 100 786 269                    | 326 896 690                  | 3 656 173 644                  |
| 76                                  | Telecommunication and reproducers apparatus          | 10 640 408                     | 123 358 457                    | 526 744 022                  | 6 252 855 395                  |
| 77                                  | Electrical machinery and apparatus                   | 55 636 824                     | 658 754 717                    | 749 672 160                  | 8 874 025 413                  |
| 78                                  | Road vehicles  | 82 918 995                     | 1 036 483 466                  | 611 788 858                  | 8 473 765 948                  |
| 79                                  | Other transportation equipments                      | 41 484 523                     | 645 870 912                    | 162 415 883                  | 2 998 251 957                  |
| 81                                  | Sanitary, plumbing, and fittings                     | 7 827 671                      | 88 494 308                     | 24 992 837                   | 273 242 926                    |
| 82                                  | Furniture  | 13 866 014                     | 129 284 802                    | 37 161 417                   | 358 083 233                    |
| 83                                  | Traveling goods                                      | 2 785 872                      | 29 200 014                     | 15 919 077                   | 187 025 884                    |
| 84                                  | Clothing   | 8 976 479                      | 104 753 994                    | 59 573 250                   | 647 672 337                    |
| 85                                  | Footwear   | 4 245 257                      | 54 883 799                     | 36 710 374                   | 404 214 556                    |
| 87                                  | Professional, scientific, and contractor instruments | 15 361 716                     | 76 375 157                     | 167 577 214                  | 1 694 716 899                  |

**I-2 IMPOR MENURUT GOLONGAN BARANG SITC / IMPORT BY SITC COMMODITY GROUPS**  
**\*\*\* NOVEMBER/NOVEMBER 2013 \*\*\***

| SITC                                | Uraian golongan barang<br>Group description                     | Berat bersih / Net weight (Kg) |                        | Nilai / Value C.I.F. (US \$) |                        |
|-------------------------------------|---|--------------------------------|------------------------|------------------------------|------------------------|
|                                     |   | Bulan ini                      | Kumulatif              | Bulan ini                    | Kumulatif              |
|                                     |   | Current month                  | Cum. Jan. to date      | Current month                | Cum. Jan. to date      |
| 88                                  | Photographic apparatus, equipments and optics                   | 2 875 067                      | 26 751 811             | 32 274 362                   | 349 723 947            |
| 89                                  | Miscellaneous manufactured articles                             | 38 568 467                     | 422 344 076            | 222 011 595                  | 2 457 206 194          |
| 96                                  | Coin; not being legal tender                                    | 190 314                        | 962 683                | 740 110                      | 3 893 135              |
| 97                                  | Gold; non monetary  | 1 059                          | 9 745                  | 2 941 813                    | 28 020 798             |
| 99                                  | Gold coin and current coin                                      | 1                              | 773                    | 7                            | 5 946                  |
| <b>TOTAL IMPORT</b>                 |   | <b>11 653 190 043</b>          | <b>128 769 982 067</b> | <b>15 149 325 413</b>        | <b>171 172 804 899</b> |
| <b>C. By Commodity 3 digit SITC</b> |   |                                |                        |                              |                        |
| 001                                 | Live Animals Other Than Fish                                    | 9 027 904                      | 104 465 611            | 23 141 977                   | 271 863 479            |
| 011                                 | Meat Of Bovine Animals Fresh, Chilled Or Frozen                 | 6 826 824                      | 36 030 195             | 29 671 586                   | 168 216 450            |
| 012                                 | Other Meat, Other Edible Meat Offal, Fresh, Chilled Or Frozen   | 2 909 559                      | 7 633 943              | 7 821 904                    | 28 727 111             |
| 016                                 | Meat And Edible Meat Offal, Salted, Dried, Edible Flour Of Meat | 10 560                         | 117 444                | 84 955                       | 895 036                |
| 017                                 | Meat And Edible Meat Offal, Prepared Or Preserved               | 619 230                        | 4 523 469              | 2 358 325                    | 16 093 874             |
| 022                                 | Milk,cream, And Milk Products Other Than Butter Or Cheese       | 28 173 282                     | 306 404 094            | 106 267 786                  | 1 021 005 114          |
| 023                                 | Butter And Other Fats From Milk                                 | 2 692 867                      | 20 900 704             | 12 673 481                   | 93 720 516             |
| 024                                 | Cheese And Curds  | 1 558 293                      | 19 627 358             | 7 515 151                    | 88 584 940             |
| 025                                 | Eggs, Birds, And Egg Yolks; Fresh, Dried Or Otherwise Preserved | 131 210                        | 1 592 561              | 757 627                      | 9 108 101              |
| 034                                 | Fish, Fresh, Chilled Or Frozen                                  | 9 738 331                      | 126 766 646            | 10 510 501                   | 128 048 177            |
| 035                                 | Fish, Dried Salted Or In Brine; Smoked Fish                     | 7 026                          | 102 112                | 167 947                      | 876 423                |
| 036                                 | Crustaceans, Molluscs, And Aquatic Invertebrates                | 1 256 802                      | 11 940 580             | 6 921 649                    | 70 536 893             |
| 037                                 | Fish, Crustaceans, Molluscs, And Other Aquatic Invertebrates;   | 603 281                        | 5 332 366              | 1 598 638                    | 13 839 482             |
| 041                                 | Wheat And Meslin, Unmilled                                      | 575 340 800                    | 6 217 507 279          | 191 175 688                  | 2 267 499 448          |
| 042                                 | Rice  | 33 126 091                     | 432 873 452            | 17 839 868                   | 226 403 516            |
| 043                                 | Barley, Unmilled  | 850                            | 2 350                  | 3 977                        | 7 092                  |
| 044                                 | Maize, Unmilled   | 460 379 118                    | 2 807 316 241          | 122 552 289                  | 822 351 979            |
| 045                                 | Cereals, Unmilled   | 1 643 788                      | 26 396 633             | 908 942                      | 14 842 356             |
| 046                                 | Meal And Flour Of Wheat And Flour Of Meslin                     | 31 280 885                     | 186 890 424            | 11 282 272                   | 75 818 146             |
| 047                                 | Other Cereal Meals And Flours                                   | 12 365                         | 272 472                | 10 575                       | 227 509                |
| 048                                 | Cereal Preparations And Preparations Of Flours/starchs Of Fruit | 5 300 455                      | 67 253 234             | 9 706 944                    | 107 006 967            |
| 054                                 | Vegetables, Fresh, Chilled, Frozen Or Simply Preserved          | 33 829 074                     | 722 492 103            | 27 237 803                   | 554 070 135            |
| 056                                 | Vegetables, Roots And Tubers, Prepared Or Preserved Nes         | 8 081 546                      | 70 721 881             | 11 229 274                   | 98 771 441             |
| 057                                 | Fruit And Nut; Fresh Or Dried                                   | 42 097 385                     | 466 302 009            | 56 748 385                   | 607 112 332            |
| 058                                 | Fruits, Preserved And Preparations                              | 1 137 544                      | 22 127 729             | 1 818 476                    | 37 282 190             |
| 059                                 | Fruit And Vegetable Juices                                      | 1 137 794                      | 13 725 802             | 1 712 664                    | 26 930 032             |
| 061                                 | Sugar, Molasses, And Honey                                      | 296 165 755                    | 3 393 938 228          | 150 294 674                  | 1 805 419 262          |
| 062                                 | Sugar Confectionery   | 1 136 935                      | 10 238 527             | 3 940 128                    | 36 853 131             |
| 071                                 | Coffee And Coffee Substitutes                                   | 1 871 949                      | 29 653 395             | 11 983 744                   | 125 795 251            |
| 072                                 | Cocoa   | 4 709 776                      | 46 982 389             | 13 990 194                   | 140 598 792            |
| 073                                 | Chocolate And Other Food Preparations Containing Cocoa          | 1 625 314                      | 12 581 702             | 5 463 544                    | 51 173 556             |
| 074                                 | Tea And Mate  | 1 610 570                      | 21 362 422             | 3 028 045                    | 40 062 084             |
| 075                                 | Spices  | 5 003 275                      | 50 135 165             | 5 028 465                    | 55 398 509             |
| 081                                 | Feeding Stuff For Animals                                       | 289 813 814                    | 4 609 461 675          | 184 313 957                  | 2 780 489 616          |
| 091                                 | Margarine And Shortening  | 1 284 692                      | 11 023 028             | 3 557 461                    | 36 985 792             |
| 098                                 | Edible Products And Preparations                                | 19 321 744                     | 233 093 685            | 67 303 516                   | 817 602 003            |
| 111                                 | Non-alcoholic Beverages, Nes                                    | 10 385 591                     | 114 416 311            | 8 118 622                    | 80 906 714             |
| 112                                 | Alcoholic Beverages   | 216 223                        | 1 256 256              | 1 643 926                    | 9 644 444              |
| 121                                 | Tobacco, Unmanufactured And Refused                             | 9 988 154                      | 111 814 952            | 57 366 872                   | 571 642 088            |
| 122                                 | Tobacco, Manufactured   | 1 061 715                      | 12 823 114             | 7 804 764                    | 88 673 907             |
| 211                                 | Hides And Skins, Raw  | 443 484                        | 3 416 349              | 1 667 994                    | 9 543 631              |
| 212                                 | Furskins, Raw   | 738                            | 14 675                 | 78 875                       | 601 622                |
| 222                                 | Oil Seeds Use For Extraction Ofsoft Fixed Vegetable Oils        | 247 952 454                    | 1 884 770 799          | 161 241 963                  | 1 306 693 885          |
| 223                                 | Oil Seeds Use For Extraction Of Other Fixed Vegetable Oils      | 404 471                        | 6 190 077              | 829 453                      | 10 510 885             |
| 231                                 | Natural Rubber Latex;natural Rubber And Similar Natural Gums    | 2 056 413                      | 22 465 523             | 4 016 555                    | 48 146 800             |
| 232                                 | Synthetic Rubber Latex, Synthetic/reclaimed Rubber              | 26 995 921                     | 294 591 181            | 58 931 672                   | 695 289 805            |
| 244                                 | Cork,natural,raw And Waste                                      | 88                             | 81 825                 | 2 145                        | 188 624                |
| 245                                 | Fuel Wood And Wood Charcoal                                     | 691 110                        | 10 612 834             | 224 682                      | 3 720 784              |
| 246                                 | Wood In Chips Or Particles And Waste                            | 38 028                         | 760 835                | 38 056                       | 623 626                |
| 247                                 | Wood In The Rough Or Roughly Squared                            | 10 995 498                     | 181 758 182            | 1 089 511                    | 19 940 358             |
| 248                                 | Wood, simply Worked And Railway Sleeper Of Wood                 | 10 915 293                     | 127 381 874            | 8 255 431                    | 92 291 521             |
| 251                                 | Pulp And Waste Paper  | 218 611 053                    | 3 636 244 469          | 112 213 909                  | 1 626 695 986          |
| 261                                 | Silk  | 0                              | 527                    | 0                            | 7 527                  |
| 263                                 | Cotton  | 52 536 078                     | 625 605 414            | 109 457 774                  | 1 250 308 184          |
| 264                                 | Jute And Other Textile Bast Fibres                              | 147 382                        | 2 710 540              | 173 732                      | 3 500 300              |
| 265                                 | Vegetable Textile Fibres,raw Or Processed;waste Of These Fibres | 8 756                          | 1 791 457              | 2 932                        | 2 190 799              |
| 266                                 | Synthetic Fibres Suitable For Spinning                          | 17 199 685                     | 186 218 010            | 40 400 800                   | 422 866 533            |
| 267                                 | Other Man-made Fibres Suitable For Spinning And Waste           | 6 745 453                      | 103 972 272            | 28 078 850                   | 367 766 747            |
| 268                                 | Wool And Other Animal Hair                                      | 549 877                        | 6 473 082              | 2 064 195                    | 21 206 533             |
| 269                                 | Old Clothing And Other Old Textile Articles; Rags               | 7 466                          | 712 418                | 38 607                       | 3 288 939              |
| 272                                 | Fertilizers, Crude  | 46 679 736                     | 944 242 552            | 8 477 960                    | 172 755 079            |
| 273                                 | Stone, Sand And Gravel  | 206 549 256                    | 2 543 680 631          | 10 033 762                   | 114 008 341            |
| 274                                 | Sulphur And Unroasted Iron Pyrites                              | 31 589 908                     | 320 464 308            | 3 676 057                    | 53 443 666             |
| 277                                 | Natural Abrasives   | 811 739                        | 14 247 296             | 546 346                      | 6 268 780              |
| 278                                 | Other Crude Minerals  | 326 048 842                    | 3 360 559 338          | 42 089 405                   | 463 363 591            |
| 281                                 | Iron Ore And Concentrates                                       | 440 465 469                    | 1 686 527 495          | 50 896 008                   | 266 720 545            |
| 282                                 | Waste And Scrap Metal Of Iron/steel                             | 163 541 736                    | 2 234 932 558          | 60 897 649                   | 901 278 735            |

**I-2 IMPOR MENURUT GOLONGAN BARANG SITC / IMPORT BY SITC COMMODITY GROUPS**  
**\*\*\* NOVEMBER/NOVEMBER 2013 \*\*\***

| SITC | Uraian golongan barang<br>Group description                     | Berat bersih / Net weight (Kg) |                                | Nilai / Value C.I.F. (US \$) |                                |
|------|---|--------------------------------|--------------------------------|------------------------------|--------------------------------|
|      |   | Bulan ini<br>Current month     | Kumulatif<br>Cum. Jan. to date | Bulan ini<br>Current month   | Kumulatif<br>Cum. Jan. to date |
| 283  | Copper Ores And Concentrates                                    | 0                              | 73 249 032                     | 0                            | 148 708 084                    |
| 284  | Nickel Ores And Concentrates                                    | 0                              | 1 170                          | 0                            | 7 562                          |
| 285  | Aluminium Ores And Concentrates                                 | 2 568 992                      | 446 638 302                    | 1 716 322                    | 161 536 859                    |
| 287  | Ores And Concentrates Of Basemetals                             | 1 890 571                      | 38 786 652                     | 2 190 547                    | 30 292 815                     |
| 288  | Non-ferrous Base Metal Waste And Scraps                         | 4 451 128                      | 52 178 118                     | 11 148 240                   | 146 743 420                    |
| 289  | Ores And Concentrates Of Precious Metals; Waste,scraps          | 19                             | 1 686                          | 280                          | 23 309                         |
| 291  | Crude Animal Materials  | 377 890                        | 6 608 335                      | 2 494 826                    | 78 031 340                     |
| 292  | Crude Vegetable Materials                                       | 1 745 367                      | 16 893 066                     | 9 667 379                    | 104 667 646                    |
| 321  | Coals, Pulverized Or Not  | 27 941 633                     | 323 816 023                    | 4 744 286                    | 54 241 434                     |
| 322  | Briquettes, Lignite And Peat                                    | 168 418                        | 3 205 277                      | 98 214                       | 1 781 460                      |
| 325  | Coke And Semi Coke Of Coal/lignite/peat                         | 32 540 865                     | 130 946 234                    | 8 648 850                    | 38 969 905                     |
| 333  | Petroleum Oil, Crude  | 1 312 655 410                  | 14 745 155 089                 | 1 131 049 840                | 12 509 849 629                 |
| 334  | Petroleum Products, Refined                                     | 2 581 472 047                  | 25 748 595 326                 | 2 530 096 593                | 25 166 917 234                 |
| 335  | Residual Petroleum Products, And Related Materials              | 115 657 235                    | 1 098 659 947                  | 80 370 800                   | 759 453 822                    |
| 342  | Liquefied Propane And Butane                                    | 219 668 196                    | 3 031 040 283                  | 204 460 413                  | 2 679 512 583                  |
| 343  | Natural Gas, Liquefied Or Not                                   | 0                              | 164                            | 0                            | 468                            |
| 344  | Petroleum Gases And Other Gas                                   | 2 498 887                      | 33 665 077                     | 2 939 187                    | 36 292 452                     |
| 345  | Coal Gas, Water Gas And Similar Gas                             | 33                             | 470                            | 1 420                        | 10 367                         |
| 351  | Electric Currents   | 390                            | 496 208                        | 20 232                       | 259 066                        |
| 411  | Animal Oils And Fats  | 705 218                        | 7 302 471                      | 1 580 858                    | 19 103 219                     |
| 421  | Fixed Vegetable Fats And Oils Soft,crude,refined Or Fractioned  | 4 051 979                      | 36 066 083                     | 5 889 244                    | 59 635 729                     |
| 422  | Fixed Vegetable Fats And Oils Solid,crude,refined Or Fractioned | 15 908 439                     | 67 605 983                     | 13 659 321                   | 57 000 339                     |
| 431  | Animal And Vegetable Oil; Fat Processed And Their Wax           | 4 951 792                      | 80 630 862                     | 7 354 024                    | 87 545 193                     |
| 511  | Hydrocarbon And Their Halogenated, Nitrated Derivatives         | 177 551 755                    | 2 029 737 738                  | 246 750 863                  | 2 808 989 155                  |
| 512  | Alcohols,phenols,phenol-alcohols And Their Halogenated          | 80 845 431                     | 867 119 384                    | 79 682 354                   | 942 159 252                    |
| 513  | Carboxylic Acids,and Their Anhydrides,halides,peroxides         | 53 062 781                     | 524 909 283                    | 70 083 717                   | 758 589 472                    |
| 514  | Nitrogen-function Compounds                                     | 18 039 895                     | 215 509 553                    | 44 824 073                   | 572 957 652                    |
| 515  | Organo-inorganic And Heterocyclic Compounds                     | 13 777 054                     | 169 775 073                    | 67 474 634                   | 804 546 600                    |
| 516  | Other Organic Chemicals   | 11 332 311                     | 134 520 617                    | 28 032 925                   | 322 069 525                    |
| 522  | Inorganic Chemical Elements, Oxides And Halogen Salts           | 169 445 461                    | 1 526 769 406                  | 76 166 159                   | 947 502 513                    |
| 523  | Metallsalts And Peroxysalts                                     | 145 758 285                    | 1 679 618 774                  | 51 241 710                   | 612 066 081                    |
| 524  | Other Inorganic Chemicals;chemical Compound Of Precious         | 2 763 576                      | 33 089 783                     | 2 964 437                    | 34 022 677                     |
| 525  | Radioactive And Associated Materials                            | 28 740                         | 189 161                        | 1 771 604                    | 8 800 297                      |
| 531  | Synthetic Organic; Colouring Matter                             | 6 841 270                      | 72 787 264                     | 40 832 593                   | 412 061 645                    |
| 532  | Dyeing/tanning Extracts And Synthetic Tanning Materials         | 813 614                        | 7 363 865                      | 1 551 841                    | 17 898 993                     |
| 533  | Pigments, Paints, Varnishes, And Related Materials              | 28 533 565                     | 318 285 394                    | 67 654 841                   | 844 491 403                    |
| 541  | Medicinal And Pharmaceutical Products                           | 1 339 543                      | 19 195 318                     | 33 413 712                   | 468 273 695                    |
| 542  | Medicaments, Including Veterinary Medicaments                   | 1 985 583                      | 23 871 436                     | 37 920 609                   | 412 916 138                    |
| 551  | Essential Oils, Perfumes, And Flavour Materials                 | 3 061 567                      | 33 103 604                     | 58 926 276                   | 518 660 493                    |
| 553  | Perfumery, Cosmetics, And Toilet Preparations                   | 6 791 757                      | 70 546 906                     | 47 757 399                   | 503 640 498                    |
| 554  | Soap,cleansing And Polishing Preparations                       | 12 166 523                     | 128 962 612                    | 27 974 423                   | 313 052 692                    |
| 562  | Fertilizers, Manufactured                                       | 338 539 966                    | 4 499 697 990                  | 99 286 983                   | 1 594 889 545                  |
| 571  | Polymers Of Ethylene In Primary Forms                           | 69 705 630                     | 774 330 628                    | 115 737 439                  | 1 234 624 722                  |
| 572  | Polimers Of Styrene In Primary Forms                            | 14 800 510                     | 186 649 022                    | 33 151 186                   | 416 029 204                    |
| 573  | Polimers Of Vinyl Chloride In Primary Forms                     | 14 252 560                     | 100 256 072                    | 17 942 559                   | 137 436 476                    |
| 574  | Poliacetals And Polycarbons In Primary Forms                    | 37 692 562                     | 375 754 178                    | 76 325 274                   | 790 812 542                    |
| 575  | Other Plastics In Primary Forms                                 | 90 869 998                     | 1 232 953 895                  | 189 154 669                  | 2 454 353 794                  |
| 579  | Waste And Scrap Of Plastics                                     | 8 884 001                      | 124 434 068                    | 4 544 390                    | 76 339 946                     |
| 581  | Tubes, Pipes, And Hoses Of Plastics                             | 2 474 055                      | 29 124 857                     | 12 179 562                   | 138 238 725                    |
| 582  | Plates, Sheets, And Film Of Plastics                            | 27 895 000                     | 347 733 221                    | 76 119 544                   | 877 033 783                    |
| 583  | Monofilament And Rod Of Plastics                                | 623 326                        | 5 692 227                      | 1 729 040                    | 15 257 475                     |
| 591  | Disinfectants, Insecticides, And Fungicides Put In Forms        | 5 460 045                      | 63 741 352                     | 34 484 794                   | 378 846 438                    |
| 592  | Starches, Inulin, And Wheat Glutenal Buminoidal Substances;     | 29 400 687                     | 491 346 995                    | 47 600 976                   | 572 421 256                    |
| 593  | Explosive And Pyrotechnic Products                              | 2 742 459                      | 28 058 476                     | 9 845 789                    | 113 657 362                    |
| 597  | Additive For Mineral Oils                                       | 8 466 708                      | 118 361 271                    | 31 240 464                   | 421 893 495                    |
| 598  | Miscellaneous Chemical Products                                 | 41 022 167                     | 473 808 241                    | 96 192 012                   | 1 206 680 735                  |
| 611  | Leathers  | 4 724 961                      | 45 916 208                     | 41 430 386                   | 382 104 193                    |
| 612  | Manufactures And Composition Leathers                           | 64 250                         | 468 809                        | 376 829                      | 4 881 687                      |
| 613  | Furskins, Tanned Or Dressed                                     | 585                            | 59 868                         | 21 066                       | 3 054 331                      |
| 621  | Materials Of Rubber   | 3 724 728                      | 47 238 880                     | 23 474 161                   | 279 268 186                    |
| 625  | Rubber Tyre,tyre Cases,tyre Treads,inner Tubes, And Tyre Flaps  | 11 285 084                     | 141 931 894                    | 38 307 730                   | 564 232 197                    |
| 629  | Articles Of Rubbers   | 4 109 327                      | 49 779 553                     | 39 118 915                   | 431 565 230                    |
| 633  | Cork Manufactures   | 66 539                         | 619 078                        | 499 152                      | 3 882 917                      |
| 634  | Veneers,plywood,improved/reconstituted Wood Worked              | 49 124 965                     | 663 353 714                    | 18 775 573                   | 224 737 321                    |
| 635  | Wood Manufactures   | 1 458 265                      | 16 389 498                     | 2 011 805                    | 25 281 663                     |
| 641  | Papers And Paperboards  | 48 763 007                     | 584 355 169                    | 69 642 346                   | 800 540 782                    |
| 642  | Paper And Paperboard Cut To Size/shape And Article Of Papers    | 8 976 362                      | 94 097 777                     | 27 482 163                   | 314 249 313                    |
| 651  | Textile Yarns   | 19 790 474                     | 215 876 928                    | 59 650 731                   | 685 786 955                    |
| 652  | Cotton Fabrics, Woven   | 8 929 358                      | 96 770 190                     | 97 544 937                   | 987 916 385                    |
| 653  | Fabrics, Woven, Of Man-made Fibres                              | 12 435 473                     | 137 093 243                    | 97 009 285                   | 1 090 901 289                  |
| 654  | Textile Fabrics, Woven, Other Than Of Cotton Or Man-made        | 754 801                        | 8 418 996                      | 7 962 062                    | 76 083 886                     |
| 655  | Knitted Or Crocheted Fabrics                                    | 14 003 651                     | 141 938 676                    | 117 007 937                  | 1 215 898 396                  |
| 656  | Tulle,lace,embroidery,ribbons,trimmings And Other Small Wares   | 1 828 570                      | 18 508 139                     | 24 080 763                   | 235 280 793                    |
| 657  | Special Yarns,textile Fabrics                                   | 18 709 609                     | 190 582 333                    | 85 352 411                   | 912 362 336                    |
| 658  | Made-up Articles, Wholly/chiefly Of Textile Materials           | 2 001 817                      | 21 658 397                     | 5 163 510                    | 60 071 395                     |
| 659  | Floor Coverings   | 2 155 788                      | 21 261 616                     | 6 122 105                    | 56 414 940                     |

**I-2 IMPOR MENURUT GOLONGAN BARANG SITC / IMPORT BY SITC COMMODITY GROUPS**  
**\*\*\* NOVEMBER/NOVEMBER 2013 \*\*\***

| SITC | Uraian golongan barang<br>Group description                      | Berat bersih / Net weight (Kg) |                   | Nilai / Value C.I.F. (US \$) |                   |
|------|--|--------------------------------|-------------------|------------------------------|-------------------|
|      |  | Bulan ini                      | Kumulatif         | Bulan ini                    | Kumulatif         |
|      |  | Current month                  | Cum. Jan. to date | Current month                | Cum. Jan. to date |
| 661  | Lime,cement And Fabricated Construction Materials                | 366 830 674                    | 3 656 359 888     | 26 903 224                   | 286 979 163       |
| 662  | Clay And Refractory Construction Materials                       | 92 750 605                     | 688 402 153       | 28 105 388                   | 266 963 941       |
| 663  | Mineral Manufactures   | 29 525 118                     | 320 536 782       | 26 968 400                   | 286 649 893       |
| 664  | Glass  | 16 212 257                     | 215 710 246       | 17 132 360                   | 209 329 366       |
| 665  | Glassware  | 10 971 268                     | 158 945 674       | 10 434 683                   | 135 697 641       |
| 666  | Pottery  | 1 466 924                      | 10 277 276        | 722 187                      | 6 881 055         |
| 667  | Pearl, Precious And Semi Precious Stones                         | 3 152                          | 78 873            | 142 524                      | 1 173 692         |
| 671  | Pig Iron,spiegeleisen,sponge Iron, And Ferro-alloys              | 13 614 683                     | 523 378 593       | 17 768 097                   | 267 450 087       |
| 672  | Ingots And Other Iron/steel In Primary Forms                     | 124 228 096                    | 3 495 872 668     | 75 017 909                   | 1 954 292 684     |
| 673  | Flat Rolled Products, Not Clad                                   | 241 557 607                    | 3 244 718 649     | 171 488 864                  | 2 361 943 443     |
| 674  | Flat Rolled Products, Clad Or Plated                             | 96 664 166                     | 962 720 105       | 96 365 508                   | 977 648 606       |
| 675  | Flat Rolled Products And Alloy Steels                            | 46 170 819                     | 638 695 013       | 59 435 230                   | 793 860 216       |
| 676  | Iron/steel Bars, Rods, Angels, Shaped And Sections               | 133 572 605                    | 1 762 518 819     | 106 704 704                  | 1 399 887 497     |
| 677  | Rail/railway And Tractor Construction Of Iron/steel Materials    | 5 390 924                      | 47 483 070        | 5 834 565                    | 68 923 014        |
| 678  | Wire Of Iron/steel   | 15 115 027                     | 145 941 624       | 19 251 371                   | 227 807 390       |
| 679  | Tubes, Pipes, Hollow Profile, Pipe Fitting Of Iron/steel         | 77 328 122                     | 1 150 153 955     | 141 208 760                  | 2 135 386 189     |
| 681  | Silver, Platinum, And Other Metal Of The Platinum Groups         | 42 795                         | 457 414           | 1 721 226                    | 18 219 819        |
| 682  | Copper   | 14 488 822                     | 157 627 053       | 98 178 543                   | 1 067 259 601     |
| 683  | Nickel   | 313 036                        | 2 595 573         | 7 730 010                    | 52 890 756        |
| 684  | Aluminium  | 45 599 240                     | 528 120 544       | 118 294 618                  | 1 421 578 480     |
| 685  | Lead   | 6 372 527                      | 91 877 595        | 14 983 763                   | 220 343 540       |
| 686  | Zinc   | 11 724 816                     | 132 121 333       | 24 385 147                   | 275 627 956       |
| 687  | Tin  | 113 862                        | 1 968 390         | 1 783 620                    | 20 769 600        |
| 689  | Miscellaneous Non-ferrous Basemetals Employed In Metallurgy      | 243 501                        | 3 199 296         | 6 478 065                    | 48 630 825        |
| 691  | Structures And Parts Of Iron/steel Or Aluminium                  | 17 587 569                     | 181 679 835       | 32 943 885                   | 382 427 307       |
| 692  | Metal Containers For Storage And Transportations                 | 4 573 315                      | 51 213 800        | 20 679 114                   | 240 775 079       |
| 693  | Wire Products And Fencing Grills                                 | 6 758 321                      | 68 785 106        | 12 977 214                   | 141 798 006       |
| 694  | Nails, Screws, Nuts, Bolts, Rivets Of Iron/steel Or Copper       | 12 318 908                     | 146 511 600       | 55 907 053                   | 679 255 468       |
| 695  | Tools For Used In The Hand Or In Machines                        | 4 987 409                      | 57 726 681        | 35 045 884                   | 414 028 390       |
| 696  | Cutlery  | 1 168 124                      | 14 837 542        | 5 250 758                    | 55 779 214        |
| 697  | Household Equipment Of Base Metals                               | 5 229 503                      | 56 905 390        | 13 215 454                   | 137 995 806       |
| 699  | Manufactures Of Base Metals                                      | 33 064 177                     | 377 172 747       | 111 705 167                  | 1 335 098 969     |
| 711  | Steam And Other Vapour Generating Boilers And Parts              | 16 526 588                     | 132 768 779       | 118 487 827                  | 611 553 634       |
| 712  | Steam Or Other Generating Boilers And Parts                      | 3 543 058                      | 44 565 485        | 45 344 013                   | 320 948 242       |
| 713  | Internal Combustion Piston Engines And Parts                     | 15 867 829                     | 193 418 898       | 139 152 131                  | 1 753 614 042     |
| 714  | Engines And Motors, Non-electric And Parts                       | 506 267                        | 11 390 844        | 56 340 576                   | 551 927 193       |
| 716  | Rotating Electric Plants And Parts                               | 14 610 039                     | 152 273 545       | 109 144 145                  | 1 065 592 538     |
| 718  | Other Power Generating Machines And Parts                        | 648 564                        | 10 672 810        | 10 705 789                   | 137 479 264       |
| 721  | Agricultural Machinery And Parts                                 | 4 120 395                      | 32 183 842        | 33 452 787                   | 213 694 972       |
| 722  | Tractors   | 631 936                        | 6 532 565         | 4 230 279                    | 44 690 434        |
| 723  | Civil Engineering And Contractor Plants And Equipments/parts     | 27 756 713                     | 343 948 259       | 169 165 723                  | 2 143 986 960     |
| 724  | Textile/leather Machinery And Parts                              | 7 887 251                      | 108 862 460       | 68 500 586                   | 897 797 244       |
| 725  | Papermill/pulpmill Machinery And Paper Cutting Machines          | 4 779 275                      | 37 792 380        | 63 210 725                   | 466 207 947       |
| 726  | Printing/book Binding Machinery And Parts                        | 2 845 862                      | 35 388 527        | 77 255 078                   | 788 211 410       |
| 727  | Food Processing Machines And Parts                               | 3 763 725                      | 50 612 117        | 63 531 286                   | 475 005 749       |
| 728  | Other Machines And Equipment Specialized For Particular          | 18 288 224                     | 221 360 437       | 204 424 626                  | 2 204 511 937     |
| 731  | Machine Tools By Removing Metal                                  | 4 057 057                      | 42 694 852        | 60 203 464                   | 588 800 827       |
| 733  | Machine Tool For Working Metals                                  | 5 810 534                      | 62 846 798        | 45 121 651                   | 513 381 566       |
| 735  | Parts Of Machine Tools   | 849 367                        | 8 359 124         | 10 604 772                   | 151 209 229       |
| 737  | Metalworking Machinery And Parts                                 | 4 260 148                      | 53 815 484        | 32 808 734                   | 432 469 477       |
| 741  | Heating And Cooling Equipments And Parts                         | 23 757 240                     | 264 394 675       | 232 981 215                  | 2 081 341 826     |
| 742  | Pumps For Liquid And Parts                                       | 7 694 888                      | 90 570 417        | 80 692 749                   | 935 655 141       |
| 743  | Pumps, Compressors, Fans, Blowers, Centrifuges, And Parts        | 15 704 401                     | 178 653 815       | 205 063 686                  | 1 622 063 844     |
| 744  | Mechanical Handling Equipments And Parts                         | 24 048 012                     | 260 581 224       | 107 651 954                  | 1 446 824 508     |
| 745  | Other Non-electical Machinery, Tools, And Mechanical Apparatus   | 5 595 581                      | 50 486 901        | 80 686 776                   | 748 227 777       |
| 746  | Ball Or Roller Bearings  | 5 368 432                      | 55 061 166        | 39 920 395                   | 476 892 360       |
| 747  | Taps, Cocks, And Valves For Pipes                                | 7 108 866                      | 78 494 806        | 100 319 353                  | 899 058 904       |
| 748  | Transmission Shafts And Cranks                                   | 10 313 316                     | 118 934 147       | 82 773 843                   | 934 110 133       |
| 749  | Non-electric Parts And Accessories Of Machineries                | 5 694 421                      | 46 724 890        | 64 663 773                   | 634 698 713       |
| 751  | Office Machines  | 993 811                        | 14 867 821        | 6 820 620                    | 151 697 626       |
| 752  | Automatic Data Processing Machines And Their Units               | 4 284 342                      | 57 166 487        | 236 263 200                  | 2 526 577 459     |
| 759  | Parts And Accessories For Machine Of Heading 751 Or 752          | 2 272 449                      | 28 751 961        | 83 812 870                   | 977 898 559       |
| 761  | Television Receivers   | 963 516                        | 9 433 236         | 21 224 967                   | 236 148 226       |
| 762  | Radio Broadcast Receivers  | 188 544                        | 2 386 576         | 7 147 404                    | 74 465 852        |
| 763  | Sound Recorders Or Reproducers                                   | 631 046                        | 5 082 698         | 9 343 781                    | 131 611 050       |
| 764  | Telecommunication Equipments And Parts                           | 8 857 302                      | 106 455 947       | 489 027 870                  | 5 810 630 267     |
| 771  | Electric Power Machinery And Parts                               | 4 222 847                      | 46 692 028        | 48 035 582                   | 541 791 186       |
| 772  | Electrical Apparatus For Making And Breaking Electrical Circuits | 9 648 665                      | 105 813 448       | 203 665 423                  | 2 504 936 695     |
| 773  | Equipment For Distributing Electricity                           | 10 086 166                     | 126 493 378       | 78 849 266                   | 1 010 820 740     |
| 774  | Electrical Apparatus For Medical Purposes And Radiological       | 273 169                        | 1 591 062         | 22 493 365                   | 123 220 128       |
| 775  | Household Type, Electrical/non-electrical Equipments             | 10 444 445                     | 114 251 990       | 46 436 459                   | 524 463 577       |
| 776  | Thermionic, Cold Cathode, And Photo Cathode Valves/tubes         | 2 905 932                      | 40 019 084        | 155 361 403                  | 1 966 981 474     |
| 778  | Electrical Machinery And Apparatus                               | 18 055 600                     | 223 893 727       | 194 830 662                  | 2 201 811 613     |
| 781  | Passenger Motor Cars   | 12 177 618                     | 208 601 191       | 123 803 955                  | 2 293 715 132     |
| 782  | Motor Vehicle For The Transportation Of Goods                    | 12 990 334                     | 211 075 509       | 108 768 541                  | 2 005 461 972     |
| 783  | Road Motor Vehicles  | 1 951 646                      | 23 412 044        | 15 595 280                   | 178 916 194       |

**I-2 IMPOR MENURUT GOLONGAN BARANG SITC / IMPORT BY SITC COMMODITY GROUPS**  
**\*\*\* NOVEMBER/NOVEMBER 2013 \*\*\***

| SITC                | Uraian golongan barang<br><i>Group description</i>             | Berat bersih / Net weight (Kg)    |                                       | Nilai / Value C.I.F. (US \$)      |                                       |
|---------------------|--|-----------------------------------|---------------------------------------|-----------------------------------|---------------------------------------|
|                     |  | <i>Bulan ini</i><br>Current month | <i>Kumulatif</i><br>Cum. Jan. to date | <i>Bulan ini</i><br>Current month | <i>Kumulatif</i><br>Cum. Jan. to date |
| 784                 | Parts And Accessories Of The Motor Vehicles                    | 27 653 339                        | 323 388 292                           | 274 546 187                       | 3 088 910 461                         |
| 785                 | Motorcycles, Scooters, And Other Cycles Motorized/non          | 24 826 892                        | 232 517 355                           | 81 198 691                        | 810 868 598                           |
| 786                 | Trailers And Other Vehicles, Not Motorized                     | 3 319 166                         | 37 489 075                            | 7 876 204                         | 95 893 591                            |
| 791                 | Railway Vehicles And Associated Equipments                     | 1 722 925                         | 25 367 793                            | 17 100 131                        | 482 913 729                           |
| 792                 | Aircraft And Associated Equipments And Parts                   | 193 083                           | 2 290 375                             | 69 369 601                        | 1 449 971 991                         |
| 793                 | Ships, Boats, And Floating Structures                          | 39 568 515                        | 618 212 744                           | 75 946 151                        | 1 065 366 237                         |
| 811                 | Prefabricated Buildings  | 2 669 960                         | 41 793 587                            | 6 457 222                         | 89 824 057                            |
| 812                 | Sanitary, Plumbing, Heating, And Lighting Fixtures/fittings    | 1 746 643                         | 12 325 995                            | 2 787 104                         | 28 680 705                            |
| 813                 | Lighting Fixtures And Fittings                                 | 3 411 068                         | 34 374 726                            | 15 748 511                        | 154 738 164                           |
| 821                 | Furnitures And Parts   | 13 866 014                        | 129 284 802                           | 37 161 417                        | 358 083 233                           |
| 831                 | Travel Goods   | 2 785 872                         | 29 200 014                            | 15 919 077                        | 187 025 884                           |
| 841                 | Men's Coats/jackets, Not Knitted                               | 340 147                           | 5 888 309                             | 6 730 249                         | 67 420 838                            |
| 842                 | Women's Coats/jacket, Not Knitted                              | 757 323                           | 9 192 560                             | 8 508 292                         | 98 678 280                            |
| 843                 | Men's Coats/jackets, Knitted                                   | 149 916                           | 4 095 373                             | 1 842 756                         | 27 826 814                            |
| 844                 | Women's Coats/jackets, Knitted                                 | 1 407 904                         | 20 399 584                            | 5 298 805                         | 72 661 698                            |
| 845                 | Articles Of Apparel  | 1 256 145                         | 13 854 926                            | 11 832 819                        | 119 929 949                           |
| 846                 | Clothing Accessories Of Textiles Fabrics                       | 304 554                           | 4 971 677                             | 4 509 958                         | 53 962 625                            |
| 848                 | Articles Of Apparel And Clothing Accessories Of Other Than     | 4 760 490                         | 46 351 565                            | 20 850 371                        | 207 192 133                           |
| 851                 | Footwears  | 4 245 257                         | 54 883 799                            | 36 710 374                        | 404 214 556                           |
| 871                 | Optical Instrument And Apparatus                               | 108 089                           | 795 195                               | 4 269 111                         | 46 764 535                            |
| 872                 | Medical Instruments And Appliances                             | 11 502 956                        | 26 509 479                            | 39 136 947                        | 299 939 187                           |
| 873                 | Meters And Counters  | 713 539                           | 9 900 917                             | 17 353 926                        | 213 726 100                           |
| 874                 | Measuring, Checking, Analysing, And Controlling Instrument And | 3 037 132                         | 39 169 566                            | 106 817 230                       | 1 134 287 077                         |
| 881                 | Photographic Apparatus And Equipments                          | 344 081                           | 3 125 877                             | 2 631 171                         | 38 299 740                            |
| 882                 | Photographic And Chinematographic Supplies                     | 1 442 503                         | 12 044 700                            | 9 169 678                         | 73 210 233                            |
| 883                 | Cinematograph Film, Exposed And Developed                      | 581                               | 2 470                                 | 12 371                            | 162 903                               |
| 884                 | Optical Goods  | 600 399                           | 6 203 857                             | 13 898 531                        | 187 580 533                           |
| 885                 | Watches And Clocks   | 487 503                           | 5 374 907                             | 6 562 611                         | 50 470 538                            |
| 891                 | Arms And Ammunitions   | 319 898                           | 1 924 362                             | 25 626 475                        | 220 173 888                           |
| 892                 | Printed Matter   | 1 670 390                         | 17 567 072                            | 19 967 661                        | 210 842 467                           |
| 893                 | Article Of Plastics  | 21 094 678                        | 223 538 952                           | 85 350 098                        | 942 740 125                           |
| 894                 | Baby Carriages, Toys, Games, And Sporting Goods                | 3 482 210                         | 57 679 796                            | 15 639 955                        | 220 596 236                           |
| 895                 | Office And Stationery Supplies                                 | 2 557 678                         | 28 659 423                            | 8 042 519                         | 111 592 943                           |
| 896                 | Works Of Art, Collectors Pieces And Antiques                   | 146 321                           | 805 145                               | 154 401                           | 1 888 658                             |
| 897                 | Jewellery, Goldsmith, Silversmith Wares, And Other Articles    | 196 925                           | 2 711 718                             | 3 064 366                         | 37 489 257                            |
| 898                 | Musical Instrument And Parts/accessories                       | 1 909 471                         | 18 425 502                            | 22 288 335                        | 244 572 900                           |
| 899                 | Other Miscellaneous Manufactured Articles                      | 7 190 896                         | 71 032 106                            | 41 877 785                        | 467 309 720                           |
| 961                 | Coin Not Being Legal Tender                                    | 190 314                           | 962 683                               | 740 110                           | 3 893 135                             |
| 971                 | Gold, Non-monetary   | 1 059                             | 9 745                                 | 2 941 813                         | 28 020 798                            |
| 999                 | Gold Coin And Current Coin                                     | 1                                 | 773                                   | 7                                 | 5 946                                 |
| <b>TOTAL IMPORT</b> |  | <b>11 653 190 043</b>             | <b>128 769 982 067</b>                | <b>15 149 325 413</b>             | <b>171 172 804 899</b>                |

**I.3. IMPOR MENURUT KOMODITI / IMPORT BY HS COMMODITY**  
**\*\*\* NOVEMBER/NOVEMBER 2013 \*\*\***

| HS         | Uraian Komoditi<br>Commodity Description                                   | Berat Bersih / Net Weight (Kg) |                               | Nilai / Value C.I.F (US\$) |                               |
|------------|--|--------------------------------|-------------------------------|----------------------------|-------------------------------|
|            |  | Bulan ini<br>Current Month     | Kumulatif<br>Cum.Jan. to date | Bulan ini<br>Current Month | Kumulatif<br>Cum.Jan. to date |
| 0101290000 | Live horses, other than pure-bredbreeding animals                          | 1 000                          | 1 000                         | 8 262                      | 8 262                         |
| 0102210000 | Live cattle, pure-bred breeding animals                                    | 0                              | 71 335                        | 0                          | 275 479                       |
| 0102291010 | Live male oxen, other than pure-bredbreeding animals                       | 610 300                        | 83 393 965                    | 1 483 029                  | 217 459 790                   |
| 0102291090 | Live male cattle, not oxen, other thanpure-bred breeding animals           | 5 814 843                      | 15 948 464                    | 15 229 004                 | 39 918 084                    |
| 0102299000 | Live cattle not male, other thanpure-bred breeding animals                 | 2 575 140                      | 4 497 995                     | 6 328 655                  | 10 594 583                    |
| 0102390000 | Live buffalo, other than pure-bredbreeding animals                         | 0                              | 70 350                        | 0                          | 116 078                       |
| 0102901000 | Other live bovine animal, pure-bredbreeding animals                        | 0                              | 432 740                       | 0                          | 2 906 518                     |
| 0104201000 | Live goats, pure-bred breeding animals                                     | 0                              | 2 500                         | 0                          | 54 979                        |
| 0105119000 | Live fowls spec Gallus domesticus,weight <=185g,oth than breedin           | 306                            | 477                           | 3 586                      | 9 696                         |
| 0106140000 | Live rabbits and hares, mammals  | 0                              | 6                             | 0                          | 383                           |
| 0106190000 | Other live mammals   | 24 000                         | 24 141                        | 70 476                     | 76 499                        |
| 0106200000 | Live reptiles(including snakes and turtles)                                | 0                              | 2 379                         | 0                          | 45 119                        |
| 0106320000 | Live psittaciformes (including parrots,parakeets,macaws and cocka          | 0                              | 188                           | 0                          | 11 152                        |
| 0106330000 | Live ostriches; emus(Dromalus novaehollandiae)                             | 0                              | 34                            | 0                          | 975                           |
| 0106390000 | Other live birds   | 2 202                          | 19 370                        | 17 147                     | 359 149                       |
| 0106900000 | Other live animals   | 113                            | 667                           | 1 818                      | 26 733                        |
| 0201200000 | Other cuts with bone in of bovineanimals, fresh or chilled                 | 1 022                          | 396 441                       | 7 742                      | 2 382 258                     |
| 0201300000 | Boneless of bovine animals, fresh orchilled                                | 449 544                        | 2 036 019                     | 2 762 960                  | 15 276 600                    |
| 0202200000 | Other cuts with bone in of bovineanimals, frozen                           | 829 586                        | 1 312 860                     | 2 384 310                  | 4 133 135                     |
| 0202300000 | Boneless of bovine animals, frozen   | 5 546 672                      | 32 284 875                    | 24 516 574                 | 146 424 457                   |
| 0203190000 | Other meat of swine, fresh or chilled                                      | 0                              | 80 091                        | 0                          | 414 137                       |
| 0203290000 | Other meat of swine, frozen  | 0                              | 58 793                        | 0                          | 277 310                       |
| 0204220000 | Other cuts of sheep, with bone in, freshor chilled                         | 17 689                         | 65 897                        | 109 217                    | 432 410                       |
| 0204230000 | Boneless meat of sheep, fresh or chilled                                   | 0                              | 15 994                        | 0                          | 117 584                       |
| 0204300000 | Carcasses and half-carcasses of lamb,frozen                                | 0                              | 29 246                        | 0                          | 247 405                       |
| 0204410000 | Carcasses and half-carcasses of sheep,frozen                               | 3 393                          | 81 730                        | 22 029                     | 438 426                       |
| 0204420000 | Other cuts of sheep with bone in, frozen                                   | 76 513                         | 516 152                       | 544 473                    | 3 525 263                     |
| 0204430000 | Boneless meat of sheep, frozen   | 32 344                         | 371 613                       | 242 996                    | 2 710 060                     |
| 0204500000 | Meat of goats, fresh, chilled or frozen                                    | 49 943                         | 77 329                        | 222 968                    | 292 594                       |
| 0205000000 | Meat of horses, asses, mules or hinnies,fresh, chilled or frozen           | 8 720                          | 31 800                        | 14 632                     | 52 985                        |
| 0206100000 | Edible offal of bovine animals, fresh orchilled                            | 0                              | 50 652                        | 0                          | 205 537                       |
| 0206210000 | Tongue of bovine animals, frozen   | 216 406                        | 558 642                       | 574 245                    | 2 067 224                     |
| 0206220000 | Livers of bovine animals, frozen   | 868 900                        | 1 016 399                     | 1 702 573                  | 2 024 479                     |
| 0206290000 | Other edible offal of bovine animals,frozen                                | 1 510 963                      | 3 848 776                     | 3 834 004                  | 13 328 242                    |
| 0207120000 | Meat & edible offal of fowls spec Gallusdomesticus, not cut in piec        | 0                              | 10 825                        | 0                          | 30 259                        |
| 0207250000 | Meat and edible offal of turkeys, notcut in pieces, frozen                 | 0                              | 105 367                       | 0                          | 300 949                       |
| 0207420000 | Meat and edible offal of ducks, not cutin pieces, frozen                   | 120 721                        | 706 674                       | 357 929                    | 1 868 930                     |
| 0207430000 | Fatty livers of ducks, fresh or chilled                                    | 3 967                          | 5 455                         | 196 838                    | 277 576                       |
| 0207450000 | Other meat and edible offal of ducks,frozen                                | 0                              | 2 497                         | 0                          | 115 690                       |
| 0210200000 | Meat of bovine animals, saltd, in brine,dried or smoked                    | 0                              | 9 589                         | 0                          | 47 913                        |
| 0210991000 | Freeze dried chicken dice, salt,in brine,dry/smoke,edible flour and        | 0                              | 5 280                         | 0                          | 43 549                        |
| 0210999000 | Oth meat & edible, incl. frouns & mealssalted, in brine, dried or sm       | 10 560                         | 102 575                       | 84 955                     | 803 574                       |
| 0301119100 | Koi carp (Cyprinus carpio)   | 0                              | 697                           | 0                          | 9 553                         |
| 0301199000 | Live marine ornamental fish,other than fry                                 | 0                              | 208                           | 0                          | 2 837                         |
| 0301992100 | Other live fry fish, for breeding  | 0                              | 20                            | 0                          | 26 587                        |
| 0302110000 | Trout, fresh or chilled, excludingfillets, livers and roes                 | 0                              | 687                           | 0                          | 5 813                         |
| 0302140010 | Atlantic salmon, excluding fillets,livers and roes, fresh or chilled       | 0                              | 9 426                         | 0                          | 86 212                        |
| 0302290000 | Oth flat fish, excl.fillet,liver & roesfresh or chilled                    | 0                              | 561                           | 0                          | 2 070                         |
| 0302430000 | Sardines, excl. fillets, livers & roes,fresh or chilled                    | 0                              | 38 128                        | 0                          | 104 031                       |
| 0302440000 | Mackerel, excl. fillets livers & roes,fresh or chilled                     | 0                              | 976                           | 0                          | 1 587                         |
| 0302540000 | Hake excl.fillets, livers and roes,fresh or chilled                        | 0                              | 18 360                        | 0                          | 42 119                        |
| 0302550000 | Alaska Pollack excl.fillets, livers androes, fresh or chilled              | 0                              | 60                            | 0                          | 531                           |
| 0302590000 | Other marine fish excl.fillets, liversand roes, fresh or chilled           | 0                              | 18 360                        | 0                          | 41 345                        |
| 0303110000 | Sockeye salmon, excl.fillets, livers &roes, frozen                         | 0                              | 113 589                       | 0                          | 305 519                       |
| 0303120000 | Oth pacific salmon, excl.fillet, liverand roes, frozen                     | 163 545                        | 1 075 660                     | 266 978                    | 3 851 828                     |
| 0303130010 | Atlantic salmon, excl.fillets, liversand roes, frozen                      | 107 917                        | 511 261                       | 705 087                    | 3 063 047                     |
| 0303140000 | Trout, excl.fillets, livers and roes,frozen                                | 0                              | 21 000                        | 0                          | 111 300                       |
| 0303190000 | Other salmonidae, excl.fillets, liversand roes, frozen                     | 0                              | 69 903                        | 0                          | 60 064                        |
| 0303260000 | Eels, excl.fillets, livers & roes,frozen                                   | 0                              | 4 000                         | 0                          | 4 000                         |
| 0303290000 | Nile perch and snakeheads, excl.fillets,livers and roes, frozen            | 0                              | 53 993                        | 0                          | 135 892                       |
| 0303310000 | Hailbut, excl.fillets, livers and roes,frozen                              | 0                              | 31 586                        | 0                          | 63 172                        |
| 0303410000 | Albacore/longfinned tunas,excl.fillet,livers and roes, frozen              | 437 000                        | 972 170                       | 810 635                    | 2 181 994                     |
| 0303420000 | Yellowfin tunas, excl.fillet, liver &roes, frozen                          | 0                              | 469 337                       | 0                          | 1 795 433                     |
| 0303430000 | Skipjack or stripe-bellied bonito, excl.fillets, livers and roes, frozen   | 0                              | 1 806 866                     | 0                          | 3 827 203                     |
| 0303490000 | Oth tunas, excl.fillets,livers & roes,frozen                               | 0                              | 119 035                       | 0                          | 719 685                       |
| 0303510000 | Herring clupea harengus,clupea pallasii),excl.fillets,livers and roes,;    | 0                              | 7                             | 0                          | 202                           |
| 0303530000 | Sardines, sardinella, brisling or spartsexcl.fillets, livers and roes, frc | 3 094 212                      | 43 821 694                    | 1 811 399                  | 27 747 471                    |
| 0303540010 | Mackerel, excl.fillets, livers and roes,frozen                             | 1 530 458                      | 9 204 349                     | 2 060 753                  | 9 158 818                     |
| 0303540020 | Pacific mackerel, excl.fillets, liversand roes, frozen                     | 3 858 884                      | 62 025 836                    | 3 327 944                  | 53 527 756                    |
| 0303550000 | Jack and horse mackarel, excl.fillets,livers and roes, frozen              | 0                              | 357 600                       | 0                          | 172 508                       |
| 0303570000 | Swordfish (xiphias gladius),excl.fillets,livers and roes,frozen            | 145 090                        | 2 191 884                     | 754 468                    | 10 650 859                    |

**I.3. IMPOR MENURUT KOMODITI / IMPORT BY HS COMMODITY**  
**\*\*\* NOVEMBER/NOVEMBER 2013 \*\*\***

| H S        | Uraian Komoditi<br>Commodity Description                             | Berat Bersih / Net Weight (Kg) |                               | Nilai / Value C.I.F (US\$) |                               |
|------------|--|--------------------------------|-------------------------------|----------------------------|-------------------------------|
|            |  | Bulan ini<br>Current Month     | Kumulatif<br>Cum.Jan. to date | Bulan ini<br>Current Month | Kumulatif<br>Cum.Jan. to date |
| 0303630000 | Cod (gadus morhua, ogac, macrocephalu) ,excl.fillet,ivers and roe    | 9 414                          | 75 416                        | 48 180                     | 1 033 854                     |
| 0303640000 | Haddock, excl.fillet, ivers and roes,frozen                          | 0                              | 18 360                        | 0                          | 41 345                        |
| 0303670000 | Alaska Pollack, excl.fillet, ivers and roes, frozen                  | 0                              | 15 271                        | 0                          | 28 764                        |
| 0303690000 | Other marine fish, excl.fillet, ivers and roes, frozen               | 0                              | 5 738                         | 0                          | 11 685                        |
| 0303810000 | Dogfish and other sharks, excl.fillet, ivers and roes, frozen        | 11 235                         | 142 084                       | 24 712                     | 642 010                       |
| 0303840000 | Seabass, excl.fillet, ivers and roes,frozen                          | 0                              | 17 650                        | 0                          | 256 961                       |
| 0303891400 | Savalai hairtails, excl.fillet, ivers and roes, frozen               | 0                              | 2 062                         | 0                          | 5 955                         |
| 0303891800 | Mangrove red snappers, excl.fillet, ivers and roes, frozen           | 0                              | 25 390                        | 0                          | 181 569                       |
| 0303891930 | Mackarel excl.fillet, ivers and roes,frozen                          | 0                              | 44 173                        | 0                          | 102 297                       |
| 0303891990 | Other marine fish, excl.fillet, ivers and roes, frozen               | 61 701                         | 611 223                       | 112 623                    | 2 437 977                     |
| 0303892900 | Other fish, not marine fish,excl.fillet, ivers and roes, frozen      | 141 708                        | 758 306                       | 326 590                    | 1 398 737                     |
| 0303902000 | Roes of fish, frozen   | 0                              | 12 331                        | 0                          | 73 542                        |
| 0304320090 | Other catfish fillets (whether or notminced), fresh or chilled       | 0                              | 31 013                        | 0                          | 132 077                       |
| 0304390000 | Carp, eels and snakeheads fillets(whether/not minced), fresh or ch   | 0                              | 12 918                        | 0                          | 182 099                       |
| 0304490000 | Fillet, of other fish, fresh or chilled                              | 0                              | 106 683                       | 0                          | 467 917                       |
| 0304520000 | Salmonidae meat (whether or notminced), fresh or chilled             | 0                              | 1 703                         | 0                          | 50 695                        |
| 0304610000 | Tilapia fillets, frozen  | 8 050                          | 8 050                         | 43 358                     | 43 358                        |
| 0304690000 | Carp, eels, and snakeheads fillets,frozen                            | 0                              | 691                           | 0                          | 2 450                         |
| 0304750000 | Alaska Pollack fillets, frozen                                       | 0                              | 35 000                        | 0                          | 39 250                        |
| 0304790000 | Other fish fillets of familybregmacerotidae, etc., frozen            | 0                              | 6 501                         | 0                          | 25 332                        |
| 0304810010 | Frozen fillets of red salmon   | 0                              | 700                           | 0                          | 21 478                        |
| 0304830000 | Frozen fillets of flat fish  | 20 000                         | 198 450                       | 25 001                     | 247 974                       |
| 0304870000 | Frozen fillets of tunas, skipjack orstripe-bellied bonito            | 0                              | 72 802                        | 0                          | 337 556                       |
| 0304890000 | Frozen fillets of other fish   | 9 965                          | 63 878                        | 43 947                     | 422 859                       |
| 0304940000 | Alaska Pollack meat (whether or notminced), frozen                   | 0                              | 60                            | 0                          | 676                           |
| 0304990010 | Meat of tuna loin and skipjack,(whether or not minced), frozen       | 0                              | 680                           | 0                          | 9 066                         |
| 0304990090 | Meat of other fish,(whether or not minced), frozen                   | 139 152                        | 1 562 260                     | 148 826                    | 2 151 258                     |
| 0305100000 | Flours, meals, and pellets of fish, fitfor human consumption         | 1 000                          | 12 238                        | 15 489                     | 173 359                       |
| 0305209000 | Livers&roes of fish, oth than freshwaterfish, dried, smoked, salted. | 0                              | 2 426                         | 0                          | 18 958                        |
| 0305399000 | Fish fillets, dried,salted,but notsmoked                             | 0                              | 111                           | 0                          | 2 372                         |
| 0305440010 | Eels, smoked, incl.fillet, other thanedible fish offal               | 0                              | 8 000                         | 0                          | 64 250                        |
| 0305490000 | Other fish, smoked, incl.fillet, otherthan edible fish offal         | 0                              | 34 545                        | 0                          | 185 662                       |
| 0305620000 | Cod, salted but not dried/smoked & inbrine, other than edible fish   | 0                              | 3 328                         | 0                          | 79 440                        |
| 0305691010 | Mackerel, salted but not dried/smoked & in brine, other than edibl   | 0                              | 373                           | 0                          | 1 320                         |
| 0305691090 | Other marine fish, salted but notdry/smokd&in brine,not edible fis   | 0                              | 847                           | 0                          | 3 000                         |
| 0305699000 | Fish,not marine fish,salted,notdry/smokd&in brine,not edible fish    | 0                              | 11 207                        | 0                          | 20 935                        |
| 0305710000 | Shark fins, fit for human consumption                                | 6 026                          | 28 937                        | 152 458                    | 325 430                       |
| 0305721000 | Fish maws, fit for human consumption                                 | 0                              | 100                           | 0                          | 1 697                         |
| 0306110000 | Rock lobsters and other sea crawfish,frozen, fit for human consum    | 44 091                         | 110 557                       | 408 128                    | 942 574                       |
| 0306120000 | Lobsters, frozen, fit for humanconsumption                           | 517                            | 21 471                        | 12 263                     | 134 440                       |
| 0306141000 | Soft shell crabs, frozen, fit for humanconsumption                   | 0                              | 92 950                        | 0                          | 1 151 702                     |
| 0306149000 | Other crabs, frozen, fit for humanconsumption                        | 604 950                        | 5 367 070                     | 4 619 155                  | 47 832 562                    |
| 0306160000 | Cold water shrimps and prawns, frozen,fit for human consumptio       | 40 768                         | 1 248 501                     | 146 384                    | 4 262 042                     |
| 0306171010 | Giant tiger prawns with head, frozen,fit for human consumption       | 0                              | 19 339                        | 0                          | 58 108                        |
| 0306171020 | Giant tiger prawns headless, frozen, fitfor human consumption        | 108 202                        | 732 700                       | 698 270                    | 4 513 293                     |
| 0306171090 | Other giant tiger prawns, frozen, fitfor human consumption           | 1 823                          | 182 948                       | 17 286                     | 759 535                       |
| 0306172020 | Whiteleg shrimps headless with tail,frozen, fit for human consump    | 14 123                         | 14 123                        | 151 191                    | 151 191                       |
| 0306172090 | Other whiteleg shrimps, frozen,fit for human consumption             | 0                              | 51 798                        | 0                          | 526 948                       |
| 0306173000 | Giant river prawns, frozen, fit for human consumption                | 0                              | 7 847                         | 0                          | 102 676                       |
| 0306179000 | Other shrimps and prawns, frozen,fit for human consumption           | 10 653                         | 243 510                       | 97 747                     | 2 156 216                     |
| 0306219100 | Oth rock lobsters & other sea crawfishin airtight containers, not fr | 0                              | 1                             | 0                          | 2                             |
| 0306242000 | Crabs, fresh or chilled  | 0                              | 2 478                         | 0                          | 30 760                        |
| 0306249990 | Crabs, dried, not boiled, not inairtight container, not frozen       | 12 042                         | 26 650                        | 82 530                     | 423 349                       |
| 0306269900 | Other cold-water shrimps and prawns,other than airtight containe     | 0                              | 500                           | 0                          | 13 938                        |
| 0306272200 | Whiteleg shrimps,other than breeder, live                            | 0                              | 47 214                        | 0                          | 811 809                       |
| 0306272900 | Other shrimps and prawns, other thanbreeder, live                    | 0                              | 87                            | 0                          | 1 190                         |
| 0306291000 | Other crustaceans, live  | 0                              | 866                           | 0                          | 15 456                        |
| 0306293000 | Crustaceans, flours, meal and pellets                                | 0                              | 123                           | 0                          | 3 886                         |
| 0306299100 | Crustaceans, flours, meal and pelletsin airtight containers          | 300                            | 4 352                         | 2 939                      | 57 792                        |
| 0306299900 | Crustaceans, flours, meal and pellets,in other than airtight contain | 344                            | 4 722                         | 6 110                      | 109 480                       |
| 0307112000 | Oysters, fresh or chilled  | 0                              | 22 200                        | 0                          | 77 670                        |
| 0307191000 | Oysters, frozen  | 0                              | 26 758                        | 0                          | 136 055                       |
| 0307211000 | Scallops, live   | 0                              | 27                            | 0                          | 509                           |
| 0307212000 | Scallops, fresh or chilled   | 0                              | 1 548                         | 0                          | 10 080                        |
| 0307291000 | Scallops, frozen   | 131 991                        | 1 018 411                     | 299 733                    | 2 443 952                     |
| 0307391000 | Mussels, frozen  | 0                              | 14 703                        | 0                          | 36 642                        |
| 0307491000 | Cuttle fish and squid, frozen  | 211 197                        | 2 129 446                     | 244 612                    | 2 596 296                     |
| 0307591000 | Octopus, frozen  | 75 801                         | 313 133                       | 135 301                    | 747 175                       |
| 0307603000 | Snails, other than sea snails, dried,salted or in brine; smoked      | 0                              | 11                            | 0                          | 51                            |
| 0307791000 | Clams, cockles and ark shells; frozen                                | 0                              | 192 940                       | 0                          | 374 984                       |
| 0307999000 | Oth molluscs, for human consumption;oth than frozen & dried          | 0                              | 19 800                        | 0                          | 23 958                        |



**I.3. IMPOR MENURUT KOMODITI / IMPORT BY HS COMMODITY**  
**\*\*\* NOVEMBER/NOVEMBER 2013 \*\*\***

| HS         | Uraian Komoditi<br>Commodity Description                            | Berat Bersih / Net Weight (Kg) |                               | Nilai / Value C.I.F (US\$) |                               |
|------------|---|--------------------------------|-------------------------------|----------------------------|-------------------------------|
|            |   | Bulan ini<br>Current Month     | Kumulatif<br>Cum.Jan. to date | Bulan ini<br>Current Month | Kumulatif<br>Cum.Jan. to date |
| 0308303000 | Jellyfish (Rhopilema spp.), frozen                                  | 0                              | 1 675                         | 0                          | 4 501                         |
| 0308901000 | Oth aquatic invertebrates oth thancrustaceans and molluscs, live    | 0                              | 154                           | 0                          | 2 099                         |
| 0308903000 | Oth aquatic invertebrates oth thancrustaceans and molluscs, froze   | 0                              | 1 078                         | 0                          | 2 558                         |
| 0308909000 | Flours, meals, pellets oth thancrustaceans&molluscs                 | 0                              | 18 900                        | 0                          | 21 465                        |
| 0401101000 | Milk&cream of a fat <=1%, not added&sugar/sweet,not concentrate     | 600                            | 63 264                        | 9 736                      | 98 604                        |
| 0401109000 | Milk&cream of a fat <=1%, not added&sugar/sweet, not in liquid for  | 500                            | 7 780                         | 4 250                      | 72 022                        |
| 0401201000 | Milk&cream of 1%?a fat_6%, not added&sugar/sweet,not concentr       | 21 114                         | 127 444                       | 27 877                     | 172 884                       |
| 0401209000 | Milk&cream of 1%?a fat_6%, not added sugar/oth sweet, not in lic    | 0                              | 19 815                        | 0                          | 26 703                        |
| 0401401000 | Milk&cream of 6%?a fat_10%, not added&sugar/sweet,not concentr      | 0                              | 120 670                       | 0                          | 121 555                       |
| 0401409000 | Milk&cream of 6%?a fat_10%, not added&sugar/sweet, in other for     | 188 119                        | 1 809 769                     | 573 142                    | 5 068 063                     |
| 0401501000 | Milk and cream of a fat >10%, not added&sugar/sweet,not concentr    | 98 100                         | 877 184                       | 223 178                    | 2 038 300                     |
| 0401509000 | Milk and cream of a fat >10%, not added&sugar/sweet, not in liquid  | 96 414                         | 1 284 496                     | 319 582                    | 4 405 034                     |
| 0402104100 | Milk&cream of fat_1,5%,in solid form, noadded sugar/sweet, cont     | 11 000 500                     | 120 265 346                   | 48 679 933                 | 472 121 184                   |
| 0402104900 | Milk&cream of fat_1,5%,in solid form, noadded sugar/sweet, cont     | 75 000                         | 1 563 250                     | 329 325                    | 6 115 223                     |
| 0402109100 | Milk&cream of fat_1,5%,in solid form,added sugar/sweet, containi    | 962 875                        | 17 627 675                    | 4 250 712                  | 61 402 501                    |
| 0402109900 | Milk&cream of fat_1,5%,in solid form,added sugar/sweet, containi    | 42 238                         | 1 965 678                     | 61 060                     | 7 666 383                     |
| 0402212000 | Milk&cream fat >1,5%,in solid form, notadded sugar/sweet, conta     | 4 250 775                      | 32 215 945                    | 21 722 445                 | 138 667 018                   |
| 0402219000 | Milk&cream fat >1,5%,in solid form, notadded sugar/sweet, conta     | 528 332                        | 7 431 142                     | 2 300 107                  | 34 705 645                    |
| 0402292000 | Milk&cream fat >1,5%,in solid form,added sugar/sweet, containr v    | 0                              | 48 115                        | 0                          | 169 774                       |
| 0402299000 | Milk&cream fat >1,5%,in solid form,added sugar/sweet, containr v    | 775 252                        | 4 864 239                     | 5 375 936                  | 34 260 296                    |
| 0402910000 | Other milk&cream, not containing added&sugar/other sweetening       | 75 000                         | 100 000                       | 353 875                    | 463 250                       |
| 0402990000 | Other milk&cream, containing added&sugar/other sweetening           | 46 034                         | 4 084 091                     | 17 932                     | 4 834 333                     |
| 0403102000 | Yoghurt in liquid form,whether/notcondensed,contain flavour/not     | 0                              | 18 328                        | 0                          | 85 016                        |
| 0403109000 | Yoghurt in not liquid form, containfruits,nuts, cocoa, flavour/not  | 0                              | 27 956                        | 0                          | 51 504                        |
| 0403901000 | Buttermilk, concentrated/add sugar/sweet&containing fruits,nuts, c  | 520 475                        | 7 023 727                     | 2 201 789                  | 23 482 611                    |
| 0403909000 | Curdled milk&cream,kephir&oth fermented/acidified milk&cream        | 16 000                         | 163 743                       | 70 872                     | 558 296                       |
| 0404100000 | Whey&modified whey, whether/not&concentrated/added sugar/sw         | 8 401 958                      | 97 019 687                    | 16 758 422                 | 199 512 719                   |
| 0404900000 | Products consist natural milk;whether/not added sugar/sweet, n.e    | 356 226                        | 3 752 638                     | 1 278 446                  | 13 712 032                    |
| 0405100000 | Butter  | 1 345 298                      | 11 116 850                    | 5 599 554                  | 48 609 801                    |
| 0405200000 | Dairy spreads   | 2                              | 2                             | 115                        | 115                           |
| 0405901000 | Anhydrous butterfat   | 1 291 567                      | 9 311 242                     | 6 679 428                  | 43 049 917                    |
| 0405902000 | Butter oil  | 39 200                         | 176 800                       | 302 824                    | 1 023 097                     |
| 0405909000 | Other fats and oils derived from milk                               | 16 800                         | 295 810                       | 91 560                     | 1 037 586                     |
| 0406101000 | Fresh (unripened or uncured) cheese,including whey cheese           | 372 094                        | 8 061 712                     | 1 675 931                  | 34 060 993                    |
| 0406102000 | Curd  | 0                              | 96                            | 0                          | 246                           |
| 0406201000 | Grated/powdered cheese,of all kinds,in packages of a gross weight   | 7 900                          | 201 476                       | 71 279                     | 2 107 125                     |
| 0406209000 | Grated/powdered cheese,of all kinds,in packages of a gross weight   | 39 933                         | 409 711                       | 279 522                    | 2 538 807                     |
| 0406300000 | Processed cheese,not grated or powdered                             | 609 302                        | 4 701 243                     | 2 884 938                  | 22 555 232                    |
| 0406900000 | Other cheese  | 529 064                        | 6 253 120                     | 2 603 481                  | 27 322 537                    |
| 0408110000 | Egg yolks, whether/not containing added&sugar/oth sweetening, di    | 30 475                         | 448 922                       | 144 757                    | 2 297 994                     |
| 0408190000 | Egg yolks, whether/not containing added&sugar/oth sweetening, ot    | 8 010                          | 53 358                        | 25 312                     | 179 431                       |
| 0408910000 | Birds' eggs, not in shell, whether/not&containing added sugar/sw    | 81 625                         | 985 566                       | 471 008                    | 5 815 630                     |
| 0409000000 | Natural honey   | 61 107                         | 1 941 393                     | 262 431                    | 7 546 214                     |
| 0410001000 | Birds' nests, edible  | 0                              | 21                            | 0                          | 7 771                         |
| 0410009000 | Other edible products of animal origin,not elsewhere specified or i | 0                              | 7 502                         | 0                          | 532 747                       |
| 0501000000 | Human hair, unworked, whether or not&washed or scoured; waste       | 3 142                          | 166 239                       | 826 460                    | 22 073 152                    |
| 0502100000 | Pigs', hogs' & boars' bristles and hair and waste thereof           | 0                              | 39 705                        | 0                          | 131 970                       |
| 0502900000 | Badger hair and other brush making hair&waste thereof               | 121 644                        | 1 127 537                     | 854 960                    | 8 843 495                     |
| 0505101000 | Duck feathers and down, of a kind used for stuffing                 | 6 575                          | 694 237                       | 520 261                    | 32 199 301                    |
| 0505109000 | Feathers and down other than duck,of a kind used for stuffing       | 15                             | 29 638                        | 2 939                      | 2 857 940                     |
| 0505901000 | Duck feathers and down, used other than&for stuffing                | 13 048                         | 142 240                       | 58 717                     | 4 619 911                     |
| 0505909000 | Other skins&parts of birds; powder&waste of feather, used oth th    | 201 092                        | 3 603 380                     | 181 586                    | 3 621 216                     |
| 0507109000 | Ivory oth than Rhinoceros horns;ivory powder and waste thereof      | 0                              | 248                           | 0                          | 1 979                         |
| 0507901000 | Horns,antlers,hooves,nails,claws&beaks,unworked/simply prepare      | 250                            | 977                           | 2 675                      | 5 171                         |
| 0508002000 | Shells of molluscs, crustaceans&echinoderms,unworked/simply pre     | 0                              | 48 946                        | 0                          | 93 958                        |
| 0508009000 | Cuttle-bone,unworked/simply preparednot cut to shape,powder&        | 0                              | 207 645                       | 0                          | 96 379                        |
| 0511100000 | Bovine semen  | 0                              | 63                            | 0                          | 84 680                        |
| 0511910030 | Artemia egg (brine shrimp egg)                                      | 0                              | 60 840                        | 0                          | 2 618 645                     |
| 0511910090 | Oth product of fish or crustaceans,molluscs or oth.aquatic invertat | 32 000                         | 485 634                       | 17 600                     | 498 899                       |
| 0511991000 | Domestic animal semen   | 124                            | 1 006                         | 29 628                     | 284 644                       |
| 0511993000 | Natural sponges   | 0                              | 8                             | 0                          | 268                           |
| 0511999000 | Other animal products not elsewhere&specified or included           | 438 164                        | 5 180 458                     | 502 495                    | 5 547 887                     |
| 0601100000 | Bulbs, tubers, tuberous roots, corms,crowns & rhizomes, dormant     | 0                              | 339 713                       | 0                          | 330 374                       |
| 0601209000 | Bulbs,tubers,tuberous roots, corms,crowns & rhizomes, in growth,    | 21 774                         | 190 103                       | 50 184                     | 280 454                       |
| 0602101000 | Unrooted cuttings and slips of orchids                              | 0                              | 20                            | 0                          | 223                           |
| 0602109000 | Unrooted cutting and slips of oth plants                            | 44                             | 1 362                         | 340                        | 35 413                        |
| 0602300000 | Rhododendrons and azaleas,grafted or not                            | 0                              | 391                           | 0                          | 14 404                        |
| 0602902000 | Orchid seedlings  | 0                              | 2 486                         | 0                          | 21 500                        |
| 0602909000 | Other live plants (incl their roots),cuttings&slips; mushroom spawr | 205 709                        | 1 374 109                     | 78 653                     | 1 428 749                     |
| 0603140000 | Chrysanthemums, fresh flowers of a kind&uitable for bouquets/orr    | 480                            | 2 976                         | 9 618                      | 56 534                        |
| 0603190000 | Other fresh flowers of a kind suitable for bouquets/ornamental pu   | 0                              | 7 101                         | 0                          | 78 174                        |

**I.3. IMPOR MENURUT KOMODITI / IMPORT BY HS COMMODITY**  
**\*\*\* NOVEMBER/NOVEMBER 2013 \*\*\***

| HS         | Uraian Komoditi<br>Commodity Description                              | Berat Bersih / Net Weight (Kg) |                               | Nilai / Value C.I.F (US\$) |                               |
|------------|---|--------------------------------|-------------------------------|----------------------------|-------------------------------|
|            |   | Bulan ini<br>Current Month     | Kumulatif<br>Cum.Jan. to date | Bulan ini<br>Current Month | Kumulatif<br>Cum.Jan. to date |
| 0603900000 | Cut flowers&flower cuds for bouquets/ornamental,dried,dyed,ble;       | 352                            | 4 336                         | 4 499                      | 36 481                        |
| 0604201000 | Mosses and lichens, of a kind suitablefor bouquets/ornamental, fr     | 7 000                          | 54 805                        | 36 400                     | 223 889                       |
| 0604209000 | Foliage,branches&oth parts of plants,grasses,for bouquets/ornam       | 1                              | 14 305                        | 3                          | 25 754                        |
| 0604901000 | Mosses&lichens, for bouquets/ornamental, oth than fresh               | 6 825                          | 10 025                        | 6 825                      | 19 795                        |
| 0604909000 | Foliage,branches&oth part plant,grasses,for bouquets/ornamental       | 0                              | 17 069                        | 0                          | 29 918                        |
| 0701100000 | Potatoes seed, fresh or chilled                                       | 0                              | 1 767 100                     | 0                          | 1 854 764                     |
| 0701900000 | Potatoes, other than seed , fresh orchilled                           | 4 195 620                      | 42 822 661                    | 2 282 886                  | 25 681 256                    |
| 0702000000 | Tomatoes, fresh or chilled  | 2 764                          | 11 017                        | 8 959                      | 55 516                        |
| 0703101900 | Onions,oth.than bulbs for propagation,fresh or chilled                | 535 614                        | 27 385 025                    | 265 609                    | 13 452 357                    |
| 0703102100 | Shallots bulbs for propagation, fresh or chilled                      | 0                              | 2 401 728                     | 0                          | 1 194 503                     |
| 0703102900 | Shallots,oth than bulbs for propagation, fresh/chilled                | 3 259 645                      | 78 903 941                    | 2 557 396                  | 37 784 492                    |
| 0703209000 | Garlic,oth than bulbs for propagation,fresh/chilled                   | 19 121 290                     | 404 213 682                   | 16 236 156                 | 333 312 152                   |
| 0703901000 | Bulbs of leeks & oth alliaceousvegetables,for propagation,fresh/ch    | 0                              | 103                           | 0                          | 412                           |
| 0703909000 | Leeks&oth alliaceous vegetables,oth than bulbs for propagation, fr    | 600                            | 162 429                       | 1 499                      | 103 205                       |
| 0704101000 | Cauliflowers, fresh or chilled  | 16 650                         | 116 259                       | 27 397                     | 194 641                       |
| 0704102000 | Headed broccoli, fresh or chilled                                     | 47 963                         | 335 002                       | 81 717                     | 496 230                       |
| 0704200000 | Brussels sprouts, fresh or chilled                                    | 0                              | 113                           | 0                          | 786                           |
| 0704901100 | Cabbages, round (drumhead), fresh orchilled                           | 6 644                          | 215 827                       | 14 912                     | 147 124                       |
| 0704901900 | Cabbages, oth than round (drumhead),fresh or chilled                  | 0                              | 2 448                         | 0                          | 9 652                         |
| 0704909000 | Kohlrabi, kale and similar ediblebrassicac, fresh or chilled          | 55 654                         | 442 321                       | 93 373                     | 658 674                       |
| 0705110000 | Cabbage lettuce (head lettuce), fresh or chilled                      | 1 669                          | 90 164                        | 2 304                      | 118 995                       |
| 0705190000 | Other lettuce, fresh or chilled                                       | 6 670                          | 55 748                        | 12 312                     | 111 740                       |
| 0706101000 | Carrots, fresh or chilled   | 2 564 236                      | 16 132 787                    | 2 106 887                  | 11 236 278                    |
| 0706102000 | Turnips, fresh or chilled   | 0                              | 579                           | 0                          | 1 119                         |
| 0706900000 | Salad beetroot,salsify,celeriac,radishes & similar edible roots,fresh | 1 205                          | 2 987                         | 3 334                      | 5 876                         |
| 0707000000 | Cucumbers and gherkins, fresh/chilled                                 | 0                              | 404                           | 0                          | 2 158                         |
| 0708100000 | Peas (Pisum sativum), shelled/unshelled, fresh/chilled                | 320 233                        | 11 813 720                    | 137 947                    | 5 919 763                     |
| 0708900000 | Other leguminous vegetables, shelled/unshelled, fresh or chilled      | 4 792                          | 1 728 850                     | 10 140                     | 1 669 383                     |
| 0709400000 | Celery oth than celeriac,fresh/chilled                                | 8 743                          | 195 020                       | 16 902                     | 320 004                       |
| 0709510000 | Mushrooms of the genus Agaricus, freshor chilled                      | 1 895                          | 32 302                        | 3 328                      | 58 843                        |
| 0709591000 | Truffles, fresh or chilled  | 0                              | 13                            | 0                          | 70                            |
| 0709599000 | Oth mushrooms, fresh or chilled                                       | 85 075                         | 1 040 880                     | 176 953                    | 1 984 177                     |
| 0709601000 | Chillies (fruits of genus Capsicum),fresh or chilled                  | 12 000                         | 243 926                       | 8 280                      | 230 861                       |
| 0709609000 | Oth fruits of the genus Capsicum or ofthe genus Pimenta, fresh or     | 0                              | 50 000                        | 0                          | 137 500                       |
| 0709700000 | Spinach, New Zealand spinach & orachespina (garden spinach), f        | 2 739                          | 56 826                        | 4 529                      | 76 992                        |
| 0709930000 | Pumpkins,aquash&gourds (Cucurbita spp.), fresh or chilled             | 0                              | 3 668                         | 0                          | 2 793                         |
| 0709990000 | Other vegetables, fresh or chilled                                    | 15 091                         | 289 772                       | 24 395                     | 378 265                       |
| 0710100000 | Potatoes (uncooked or steamed/boiledcooked), frozen                   | 0                              | 13 396                        | 0                          | 54 302                        |
| 0710210000 | Peas (Pisum sativum), shelled/unshelled,uncooked or steamed/bo        | 85 718                         | 669 121                       | 101 298                    | 806 870                       |
| 0710220000 | Beans (Vigna spp,Phaseolus spp), shelled/unshelled,uncooked/ste:      | 0                              | 375                           | 0                          | 1 977                         |
| 0710290000 | Other leguminous vegetables, shelled/unshelled, uncooked/steam        | 496                            | 115 873                       | 1 057                      | 175 949                       |
| 0710300000 | Spinach,New Zealand spinach and orachespina (garden spinach)          | 4 025                          | 60 180                        | 11 685                     | 160 090                       |
| 0710400000 | Sweet corn, uncooked/steamed/boiled,frozen                            | 92 839                         | 1 027 950                     | 82 112                     | 1 320 171                     |
| 0710800000 | Other vegetables,uncooked/steamed/boiled, frozen                      | 9 222                          | 190 638                       | 20 743                     | 303 916                       |
| 0710900000 | Mixtures of vegetables,uncooked/steamed/boiled, frozen                | 139 885                        | 1 018 142                     | 167 244                    | 1 147 177                     |
| 0711209000 | Olives, provisionally preserved in otherpreservative solutions        | 644                            | 10 747                        | 3 770                      | 38 293                        |
| 0711901000 | Sweet corn, provisionally preserved                                   | 0                              | 2 138                         | 0                          | 2 849                         |
| 0711902000 | Chillies (fruits of genus Capsicum),provisionally preserved           | 369 762                        | 2 631 613                     | 469 555                    | 2 713 110                     |
| 0711903100 | Capers, provisionally preserved bysulphur dioxide gas                 | 0                              | 612                           | 0                          | 2 087                         |
| 0711903900 | Capers, provisionally preserved in other preservative solutions       | 0                              | 42 574                        | 0                          | 63 842                        |
| 0711909000 | Other vegetables,provisionally preservedoth than by sulphur diox      | 0                              | 163 309                       | 0                          | 131 028                       |
| 0712200000 | Onions, dried, whole, cut, sliced ,broken/in powder, but not further  | 280 034                        | 4 024 409                     | 851 856                    | 11 700 909                    |
| 0712310000 | Mushrooms of genus Agaricus,dried,whole,broken/powder,but no          | 0                              | 15 771                        | 0                          | 53 002                        |
| 0712320000 | Wood ears (Auricularia spp),dried,whole,broken/powder,but not i       | 50 242                         | 394 643                       | 61 467                     | 575 509                       |
| 0712330000 | Jelly fungi ,dried,whole,cut, broken/in powder,but not further pre    | 11 931                         | 74 829                        | 16 765                     | 103 381                       |
| 0712391000 | Truffles,dried,whole,cut,sliced,broken/in powder,but not further p    | 0                              | 105 265                       | 0                          | 238 144                       |
| 0712392000 | Shiitake(dong-gu),dried,whole,cut,slice,broken/powder, but not fu     | 6 338                          | 49 767                        | 13 596                     | 75 970                        |
| 0712399000 | Other mushrooms,dried,whole,cut,slice,broken/powder,but not fu        | 44 148                         | 280 692                       | 139 071                    | 616 765                       |
| 0712901000 | Garlic,dried,whole,cut,sliced,broken/in powder,but not further pre    | 303 777                        | 2 516 755                     | 523 349                    | 5 232 956                     |
| 0712909000 | Oth vegetables/mix of vegetables,dried,whole,broken/powd,but n        | 357 715                        | 3 587 702                     | 1 048 726                  | 9 602 704                     |
| 0713101000 | Peas (pisum sativum),dried,shelled,wheth/not skinned/split, for sc    | 0                              | 9 980                         | 0                          | 28 942                        |
| 0713109000 | Peas (pisum sativum),dried,shelled,wheth/not skinned/split, oth th    | 270 800                        | 5 996 509                     | 99 336                     | 2 394 195                     |
| 0713209000 | Chickpeas(garbanzos),dried,shelled,whether/not skinned, oth thar      | 31 659                         | 463 061                       | 41 898                     | 400 482                       |
| 0713311000 | Beans (Vigna mungo hepper/Vigna radiatawilczek),dried,shelled, f      | 0                              | 24 000                        | 0                          | 18 090                        |
| 0713319000 | Beans (Vigna mungo hepper/Vigna radiatawilczek),dried,shelled,ol      | 1 390 980                      | 90 916 232                    | 1 159 472                  | 85 346 389                    |
| 0713329000 | Small red(Adzuki) beans dried,shelled,whether/not skinned, oth th     | 0                              | 607 303                       | 0                          | 167 120                       |
| 0713339000 | Kidney beans,incl white pea beans,dried,shelled, oth than for sowi    | 0                              | 3 131 899                     | 0                          | 1 788 826                     |
| 0713351000 | Cow peas (Vigna unguiculata), dried,shelled, whether/not skinned,     | 0                              | 144 000                       | 0                          | 116 505                       |
| 0713359000 | Cow peas,dried,shelled,whether/notskinned/split, oth than for sov     | 0                              | 2 698 815                     | 0                          | 1 353 737                     |
| 0713399000 | Oth beans, dried, shelled, whether/notskinned/split, oth than for s   | 268 000                        | 2 307 865                     | 270 906                    | 1 893 628                     |
| 0713409000 | Lentils, dried, shelled, whether/notskinned/split, oth than for sowi  | 454                            | 4 765                         | 1 472                      | 16 254                        |

**I.3. IMPOR MENURUT KOMODITI / IMPORT BY HS COMMODITY**  
**\*\*\* NOVEMBER/NOVEMBER 2013 \*\*\***

| HS         | Uraian Komoditi<br>Commodity Description                            | Berat Bersih / Net Weight (Kg) |                               | Nilai / Value C.I.F (US\$) |                               |
|------------|---|--------------------------------|-------------------------------|----------------------------|-------------------------------|
|            |   | Bulan ini<br>Current Month     | Kumulatif<br>Cum.Jan. to date | Bulan ini<br>Current Month | Kumulatif<br>Cum.Jan. to date |
| 0713509000 | Broad beans&horse beans,dried,shelled,whether/not skinned, oth      | 396 070                        | 12 194 315                    | 269 829                    | 8 933 128                     |
| 0713909000 | Oth dried leguminous vegetables,shelled,whether/not skinned, otl    | 402 804                        | 6 441 589                     | 342 925                    | 6 257 429                     |
| 0714101100 | Manioc (cassava),dried chips, sliced orin form of pellets           | 0                              | 100 798                       | 0                          | 38 380                        |
| 0714201000 | Sweet potatoes, frozen  | 0                              | 17 604                        | 0                          | 27 901                        |
| 0714209000 | Sweet potatoes, not frozen  | 0                              | 3 481                         | 0                          | 3 976                         |
| 0714301000 | Yams (Dioscorea spp.), frozen                                       | 0                              | 6 871                         | 0                          | 9 069                         |
| 0714309000 | Yams (Dioscorea spp.), not frozen                                   | 0                              | 3 162                         | 0                          | 5 035                         |
| 0714409000 | Taro (Colocasia spp.), not frozen                                   | 1 965                          | 3 564                         | 5 396                      | 8 873                         |
| 0714901900 | Sago pith, not frozen   | 0                              | 3 600                         | 0                          | 5 030                         |
| 0714909100 | Arrowroot,salep,Jerusalem artichokes,root w/ high starch/inulin, f  | 0                              | 250                           | 0                          | 594                           |
| 0714909900 | Arrowroot,salep,Jerusalem artichokes,root w/ high starch/inulin, r  | 29 459                         | 249 999                       | 52 322                     | 381 178                       |
| 0801110000 | Coconuts, desiccated, dried   | 5 148                          | 336 338                       | 18 642                     | 393 620                       |
| 0801190000 | Coconuts,oth than desiccated&in the inershell, fresh/dried, wheth   | 25 675                         | 498 375                       | 16 564                     | 474 589                       |
| 0801220000 | Brazil nuts, shelled, fresh or dried                                | 0                              | 19 161                        | 0                          | 31 383                        |
| 0801310000 | Cashew nuts, in shell, fresh or dried                               | 0                              | 784 430                       | 0                          | 738 714                       |
| 0801320000 | Cashew nuts, shelled, fresh or dried                                | 81 807                         | 1 461 590                     | 367 155                    | 7 174 604                     |
| 0802110000 | Almonds, in shell, fresh or dried                                   | 0                              | 109 624                       | 0                          | 616 584                       |
| 0802120000 | Almonds, shelled, fresh or dried                                    | 127 440                        | 1 145 299                     | 876 872                    | 7 916 338                     |
| 0802220000 | Hazelnut/filberts, shelled, fresh/dried                             | 1 805                          | 15 874                        | 2 195                      | 70 706                        |
| 0802320000 | Walnuts, shelled, fresh or dried                                    | 0                              | 53 179                        | 0                          | 539 716                       |
| 0802410000 | Chestnuts (Castanea spp.), in shell,fresh or dried                  | 2 943                          | 49 712                        | 6 384                      | 96 332                        |
| 0802420000 | Chestnuts (Castanea spp.), shelled,fresh or dried                   | 669                            | 10 692                        | 1 362                      | 15 333                        |
| 0802510000 | Pictachios, in shell, fresh or dried                                | 11 000                         | 117 235                       | 7 700                      | 180 475                       |
| 0802520000 | Pictachios, shelled, fresh or dried                                 | 0                              | 29 581                        | 0                          | 68 288                        |
| 0802610000 | Macadamia nuts, in shell, fresh or dried                            | 0                              | 2 082                         | 0                          | 13 120                        |
| 0802620000 | Macadamia nuts, shelled, fresh or dried                             | 0                              | 7 654                         | 0                          | 191 994                       |
| 0802700000 | Kola nuts (Cola spp.), whether/notshelled/peeled, fresh or dried    | 9                              | 9                             | 156                        | 156                           |
| 0802800000 | Areca nuts, whether/not shelled/peeled,fresh or dried               | 1                              | 48 008                        | 3                          | 38 620                        |
| 0802900000 | Other nuts, whether/not shelled/peeled,fresh or dried               | 228                            | 59 400                        | 600                        | 108 413                       |
| 0803900000 | Bananas, oth than plantains,fresh or dried                          | 39 973                         | 296 995                       | 21 401                     | 243 286                       |
| 0804100000 | Dates, fresh or dried   | 2 097 000                      | 28 020 179                    | 1 606 728                  | 36 604 649                    |
| 0804200000 | Figs, fresh or dried  | 0                              | 8 996                         | 0                          | 24 282                        |
| 0804400000 | Avocados, fresh or dried  | 0                              | 345                           | 0                          | 1 885                         |
| 0804501000 | Guavas, fresh or dried  | 0                              | 27                            | 0                          | 1 945                         |
| 0804502000 | Mangoes, fresh or dried   | 8 100                          | 119 080                       | 22 275                     | 348 322                       |
| 0805101000 | Oranges, fresh  | 1 873 569                      | 14 733 553                    | 1 804 539                  | 16 288 261                    |
| 0805200000 | Mandarin,clementines,wilking&similarcitrus hybrids, fresh/dried     | 6 973 975                      | 65 188 318                    | 8 382 184                  | 79 264 809                    |
| 0805400000 | Grapefruit, including pomelos, fresh ordried                        | 0                              | 97 222                        | 0                          | 150 470                       |
| 0805500000 | Lemons and limes, fresh or dried                                    | 130 169                        | 2 483 171                     | 274 202                    | 4 523 513                     |
| 0806100000 | Grapes, fresh   | 4 056 430                      | 34 002 086                    | 12 353 332                 | 89 622 717                    |
| 0806200000 | Grapes, dried   | 95 800                         | 1 764 296                     | 218 782                    | 4 174 762                     |
| 0807110000 | Watermelons, fresh  | 0                              | 977                           | 0                          | 3 971                         |
| 0807190000 | Other melons, fresh   | 0                              | 1 253                         | 0                          | 5 090                         |
| 0808100000 | Apples, fresh   | 11 535 042                     | 118 892 194                   | 16 062 586                 | 159 857 095                   |
| 0808300000 | Pears, fresh  | 10 460 030                     | 123 485 099                   | 8 993 867                  | 105 210 770                   |
| 0809100000 | Apricots, fresh   | 0                              | 3 032                         | 0                          | 8 155                         |
| 0809210000 | Sour cherries (prunus cerasus), fresh                               | 1 380                          | 2 590                         | 4 596                      | 10 551                        |
| 0809290000 | Oth cherries, fresh   | 0                              | 1 532                         | 0                          | 5 713                         |
| 0809300000 | Peaches, including nectarines, fresh                                | 0                              | 5 971                         | 0                          | 10 104                        |
| 0809401000 | Plums, fresh  | 20 894                         | 70 284                        | 24 020                     | 89 682                        |
| 0810100000 | Strawberries, fresh   | 1 612                          | 250 847                       | 5 371                      | 641 041                       |
| 0810200000 | Raspberries, blackberries, mulberries,loganberries, fresh           | 7 630                          | 17 201                        | 25 418                     | 62 607                        |
| 0810300000 | Black, white or red currants andgooseberries,fresh                  | 1 184                          | 22 390                        | 3 944                      | 109 682                       |
| 0810400000 | Cranberries, bilberries & other fruitsof the genus vaccinium, fresh | 544                            | 49 689                        | 1 679                      | 294 687                       |
| 0810500000 | Kiwi fruit, fresh   | 468 226                        | 3 600 822                     | 968 052                    | 8 745 559                     |
| 0810600000 | Durians, fresh  | 39 504                         | 4 770 560                     | 60 100                     | 7 106 424                     |
| 0810700000 | Persimmons, fresh   | 46 400                         | 73 029                        | 44 084                     | 73 552                        |
| 0810901000 | Longans (including mata kucing), fresh                              | 3 032 230                      | 51 479 206                    | 3 614 972                  | 61 026 132                    |
| 0810902000 | Lychees, fresh  | 0                              | 63 805                        | 0                          | 60 835                        |
| 0810906000 | Tamarinds, fresh  | 3 228                          | 215 248                       | 3 960                      | 163 081                       |
| 0810909200 | Dragon fruit, fresh   | 816 839                        | 10 940 562                    | 765 281                    | 10 737 225                    |
| 0810909300 | Sapodilla (ciku fruit), fresh                                       | 0                              | 3 000                         | 0                          | 330                           |
| 0810909900 | Other fruit, fresh  | 116 939                        | 329 255                       | 159 992                    | 379 170                       |
| 0811100000 | Strawberries, uncooked/steamed/boiled,frozen, whether/not add       | 504                            | 335 039                       | 2 487                      | 672 372                       |
| 0811200000 | Raspberries,blackberries,mulberries,loganberries,currants,goosebe   | 3 400                          | 40 111                        | 17 785                     | 195 925                       |
| 0811900000 | Other fruit&nuts,uncooked/steamed/boiled,frozen, whether/not a      | 60 495                         | 428 765                       | 80 526                     | 1 042 757                     |
| 0812100000 | Cherries, provisionally preserved,not for immediate consumption     | 0                              | 12 130                        | 0                          | 43 408                        |
| 0812909000 | Oth fruit&nuts,provisionally preserved,not for immediate consump    | 0                              | 49 371                        | 0                          | 174 332                       |
| 0813100000 | Apricots, dried   | 4 236                          | 25 430                        | 13 202                     | 73 616                        |
| 0813200000 | Prunes, dried   | 3 314                          | 5 444                         | 8 980                      | 16 375                        |
| 0813300000 | Apples, dried   | 0                              | 5 823                         | 0                          | 18 787                        |

**I.3. IMPOR MENURUT KOMODITI / IMPORT BY HS COMMODITY**  
**\*\*\* NOVEMBER/NOVEMBER 2013 \*\*\***

| HS         | Uraian Komoditi<br>Commodity Description                             | Berat Bersih / Net Weight (Kg) |                               | Nilai / Value C.I.F (US\$) |                               |
|------------|--|--------------------------------|-------------------------------|----------------------------|-------------------------------|
|            |  | Bulan ini<br>Current Month     | Kumulatif<br>Cum.Jan. to date | Bulan ini<br>Current Month | Kumulatif<br>Cum.Jan. to date |
| 0813401000 | Longans, dried   | 6 036                          | 12 912                        | 5 881                      | 11 254                        |
| 0813402000 | Tamarinds, dried   | 0                              | 188 219                       | 0                          | 157 875                       |
| 0813409000 | Other fruit,oth than heading 08.01 to08.06, dried                    | 376                            | 277 511                       | 1 324                      | 1 977 807                     |
| 0813503000 | Mixture of nuts/dried fruits of whichdates predominate by weight     | 0                              | 24 080                        | 0                          | 13 045                        |
| 0813509000 | Oth mixtures of nuts or dried fruits                                 | 0                              | 21 533                        | 0                          | 324 231                       |
| 0814000000 | Peel of citrus fruit/melons,watermelons,fresh,frzn,dried/provision   | 0                              | 4 530                         | 0                          | 66 450                        |
| 0901111000 | Arabica WIB/robusta OIB, not roasted,not decaffeinated               | 299 523                        | 14 616 328                    | 735 251                    | 33 118 031                    |
| 0901119000 | Coffee oth than Arabica WIB/robusta OIB,not roasted,not decaffei     | 0                              | 7 766                         | 0                          | 78 081                        |
| 0901129000 | Coffee oth than Arabica WIB/robusta OIB,not roasted, decaffeinat     | 2                              | 186                           | 43                         | 312                           |
| 0901211000 | Coffee, roasted, not decaffeinated,unground                          | 27 474                         | 455 025                       | 262 481                    | 3 239 634                     |
| 0901212000 | Coffee, roasted, not decaffeinated,ground                            | 16 406                         | 95 284                        | 104 860                    | 862 653                       |
| 0901221000 | Coffee, roasted, decaffeinated,unground                              | 0                              | 4 040                         | 0                          | 63 954                        |
| 0901222000 | Coffee, roasted, decaffeinated, ground                               | 0                              | 315                           | 0                          | 3 918                         |
| 0901902000 | Coffee substitutes containing coffee                                 | 0                              | 5                             | 0                          | 59                            |
| 0902101000 | Green tea leaves (not fermented), inpackings _ 3 kg                  | 165                            | 1 739                         | 4 799                      | 53 869                        |
| 0902109000 | Green tea, oth than leaves, (notfermented), in packing _ 3 kg        | 1 700                          | 31 770                        | 12 986                     | 202 836                       |
| 0902201000 | Green tea leaves (not fermented),in packing > 3 kg                   | 74 131                         | 4 429 685                     | 83 858                     | 5 033 226                     |
| 0902209000 | Green tea, oth than leaves (notfermented), in packing > 3 kg         | 47 108                         | 668 305                       | 132 082                    | 2 367 956                     |
| 0902301000 | Black tea (fermented) & partly fermented tea, leaves, in packing _   | 11 267                         | 45 907                        | 47 917                     | 185 175                       |
| 0902309000 | Black tea (fermented) & partly fermented tea,oth than leaves, in p   | 2 999                          | 63 703                        | 39 358                     | 2 265 722                     |
| 0902401000 | Black tea (fermented) & partly fermented tea, leaves, in packing >   | 111 819                        | 6 082 066                     | 128 188                    | 5 133 443                     |
| 0902409000 | Black tea (fermented) & partly permented tea, oth than leaves, in    | 1 219 311                      | 8 218 762                     | 1 446 658                  | 12 520 527                    |
| 0904111000 | White pepper, neither crushed nor ground                             | 0                              | 52 000                        | 0                          | 165 575                       |
| 0904112000 | Black pepper, neither crushed nor ground                             | 45 000                         | 286 388                       | 318 978                    | 3 019 560                     |
| 0904119000 | Other pepper, neither crushed nor ground                             | 193                            | 1 400                         | 2 806                      | 20 636                        |
| 0904121000 | White pepper, crushed or ground                                      | 499                            | 5 472                         | 7 794                      | 44 060                        |
| 0904122000 | Black pepper, crushed or ground                                      | 3 391                          | 20 883                        | 15 688                     | 136 727                       |
| 0904129000 | Other pepper, crushed or ground                                      | 561                            | 4 859                         | 4 364                      | 42 182                        |
| 0904211000 | Chillies (fruits of the genus Capsicum),dried, neither crushed nor g | 1 477 452                      | 13 456 135                    | 1 666 084                  | 16 416 730                    |
| 0904219000 | Oth fruits of genus Capsicum/Pimenta,dried,neither crushed nor g     | 298 932                        | 972 707                       | 282 942                    | 965 238                       |
| 0904221000 | Chillies (fruits of the genus Capsicum),dried, crushed/ground        | 287 710                        | 2 515 088                     | 368 453                    | 3 088 665                     |
| 0904229000 | Oth fruits of genus Capsicum/ Pimenta,dried, crushed/ground          | 55 441                         | 185 130                       | 57 453                     | 443 632                       |
| 0905100000 | Vanilla, neither crushed nor ground                                  | 0                              | 18 508                        | 0                          | 788 057                       |
| 0905200000 | Vanilla, crushed or ground   | 0                              | 28 510                        | 0                          | 49 944                        |
| 0906110000 | Cinnamon (Cinnamomum zeylanicum blume),neither crushed nor           | 5 000                          | 201 884                       | 12 500                     | 582 213                       |
| 0906190000 | Cinnamon-tree flowers, neither crushednor ground                     | 0                              | 7 799                         | 0                          | 37 800                        |
| 0906200000 | Cinnamon and cinnamon-tree flowers,crushed or ground                 | 0                              | 744 918                       | 0                          | 2 197 080                     |
| 0907100000 | Cloves (whole fruit, cloves & stems),neither crushed nor ground      | 23 982                         | 308 286                       | 282 757                    | 3 298 661                     |
| 0908110000 | Nutmeg, neither crushed nor ground                                   | 22 106                         | 117 654                       | 266 830                    | 1 336 795                     |
| 0908120000 | Nutmeg, crushed or ground  | 0                              | 24 692                        | 0                          | 363 272                       |
| 0908210000 | Mace, neither crushed nor ground                                     | 0                              | 1 480                         | 0                          | 36 031                        |
| 0908310000 | Cardamoms, neither crushed nor ground                                | 0                              | 16 138                        | 0                          | 34 278                        |
| 0908320000 | Cardamoms, crushed or ground   | 0                              | 1 872                         | 0                          | 643                           |
| 0909210000 | Seeds of coriander, neither crushed norground                        | 2 185 691                      | 19 287 520                    | 1 153 347                  | 9 784 839                     |
| 0909220000 | Seeds of coriander, crushed or ground                                | 1 000                          | 9 593                         | 472                        | 32 760                        |
| 0909310000 | Seeds of cumin, neither crushed norground                            | 189 396                        | 2 844 956                     | 229 062                    | 3 166 093                     |
| 0909320000 | Seeds of cumin, crushed or ground                                    | 80                             | 14 538                        | 468                        | 69 522                        |
| 0909611000 | Seeds of anise, neither crushed norground                            | 126 311                        | 1 303 979                     | 86 350                     | 1 518 379                     |
| 0909613000 | Seeds of caraway, neither crushed norground                          | 95 820                         | 539 008                       | 74 882                     | 562 911                       |
| 0909619000 | Seeds of fennel or juniper berries,neither crushed nor ground        | 664                            | 224 182                       | 1 822                      | 164 194                       |
| 0909621000 | Seeds of anise, crushed or ground                                    | 0                              | 2 691                         | 0                          | 5 646                         |
| 0909623000 | Seeds of caraway, crushed or ground                                  | 0                              | 26 000                        | 0                          | 17 290                        |
| 0909629000 | Seeds of fennel or juniper berries,crushed or ground                 | 0                              | 240                           | 0                          | 1 547                         |
| 0910110000 | Ginger, neither crushed nor ground                                   | 124 600                        | 5 987 952                     | 105 910                    | 5 592 955                     |
| 0910120000 | Ginger, crushed or ground  | 300                            | 43 202                        | 2 133                      | 99 719                        |
| 0910300000 | Turmeric (curcuma)   | 1 845                          | 249 491                       | 9 699                      | 475 280                       |
| 0910911000 | Curry  | 0                              | 6 473                         | 0                          | 21 920                        |
| 0910919000 | Mixtures of spices, other than curry                                 | 808                            | 9 786                         | 6 408                      | 69 796                        |
| 0910991000 | Thyme; bay leaves  | 729                            | 5 807                         | 4 484                      | 49 862                        |
| 0910999000 | Other spices   | 55 764                         | 607 944                       | 66 779                     | 698 017                       |
| 1001110000 | Durum wheat seed   | 0                              | 9 588                         | 0                          | 49 344                        |
| 1001190000 | Durum wheat, oth than seed   | 17 928 210                     | 232 777 380                   | 5 398 955                  | 75 756 411                    |
| 1001991100 | Meslin, oth than seed, fit for humanconsumption                      | 0                              | 16 995 000                    | 0                          | 5 931 255                     |
| 1001991910 | Wheat grains without husk,oth than seed, for human consumption       | 482 714 695                    | 4 749 951 742                 | 161 536 633                | 1 733 854 014                 |
| 1001991990 | Other wheat, oth than seed, for humanconsumption                     | 72 590 030                     | 1 192 570 292                 | 23 345 864                 | 444 771 552                   |
| 1001999010 | Meslin, oth than seed, not for humanconsumption                      | 0                              | 7 564                         | 0                          | 192 317                       |
| 1001999090 | Other wheat, oth than seed, not forhuman consumption                 | 2 107 865                      | 25 195 713                    | 894 236                    | 6 944 555                     |
| 1002900000 | Rye, oth than seed   | 0                              | 30 000                        | 0                          | 35 600                        |
| 1003900000 | Barley, oth than seed  | 850                            | 2 350                         | 3 977                      | 7 092                         |
| 1004900000 | Oats, oth than seed  | 37 254                         | 384 349                       | 17 016                     | 261 834                       |
| 1005100000 | Maize (corn), seed   | 59 826                         | 1 864 199                     | 144 939                    | 4 312 828                     |

**I.3. IMPOR MENURUT KOMODITI / IMPORT BY HS COMMODITY**  
**\*\*\* NOVEMBER/NOVEMBER 2013 \*\*\***

| HS         | Uraian Komoditi<br>Commodity Description                              | Berat Bersih / Net Weight (Kg) |                               | Nilai / Value C.I.F (US\$) |                               |
|------------|---|--------------------------------|-------------------------------|----------------------------|-------------------------------|
|            |   | Bulan ini<br>Current Month     | Kumulatif<br>Cum.Jan. to date | Bulan ini<br>Current Month | Kumulatif<br>Cum.Jan. to date |
| 1005901000 | Popcorn, oth than seed  | 392 505                        | 7 906 182                     | 345 535                    | 4 571 832                     |
| 1005909000 | Oth maize (corn), oth than seeds                                      | 459 926 787                    | 2 797 545 860                 | 122 061 815                | 813 467 319                   |
| 1006101000 | Rice in the husk (paddy or rough),suitable for sowing                 | 74 400                         | 916 812                       | 256 248                    | 2 480 092                     |
| 1006303000 | Glutinous rice, semi-milled or whollymilled, whether/not polished,    | 17 200 000                     | 191 793 650                   | 10 875 844                 | 121 742 311                   |
| 1006304000 | Thai Hom Mali rice, semi-milled/whollymilled, whether/not polish      | 2 800 000                      | 12 119 500                    | 1 454 200                  | 6 751 909                     |
| 1006309100 | Oth semi-milled or wholly milled rice,whether/not polished/glazec     | 0                              | 368 000                       | 0                          | 214 238                       |
| 1006309900 | Oth semi/wholly milled rice, whether/notpolished/glazed, oth tha      | 1 331 691                      | 47 073 690                    | 892 297                    | 24 886 125                    |
| 1006409000 | Broken rice, oth than for animal feed                                 | 11 720 000                     | 180 601 800                   | 4 361 279                  | 70 328 841                    |
| 1007900000 | Grain sorghum, oth than seed  | 0                              | 1 972 100                     | 0                          | 679 050                       |
| 1008100000 | Buckwheat   | 86 510                         | 86 510                        | 43 255                     | 43 255                        |
| 1008290000 | Millet, oth than seed   | 954 910                        | 16 049 274                    | 430 410                    | 7 952 122                     |
| 1008300000 | Canary seeds  | 432 720                        | 5 932 584                     | 323 259                    | 4 703 575                     |
| 1008900000 | Other cereals   | 132 394                        | 1 941 816                     | 95 002                     | 1 166 920                     |
| 1101001010 | Wheat flour fortified   | 18 887 744                     | 101 704 308                   | 6 820 820                  | 40 974 656                    |
| 1101001090 | Wheat flour not fortified   | 12 383 038                     | 84 103 010                    | 4 432 194                  | 34 009 632                    |
| 1102200000 | Maize(corn) flour   | 1 142                          | 99 787                        | 4 362                      | 71 485                        |
| 1102901000 | Rice flour  | 0                              | 95                            | 0                          | 774                           |
| 1102909000 | Oth cereal flours, oth than wheat/meslin/maize/rice/rye flour         | 11 223                         | 67 414                        | 6 213                      | 76 665                        |
| 1103112000 | Groats & meals of wheat,durum/hard wheat semolina                     | 1 493                          | 4 721                         | 6 513                      | 22 290                        |
| 1103119000 | Groats & meals of wheat, oth durum/hardwheat semolina                 | 2 802                          | 1 023 621                     | 3 408                      | 570 269                       |
| 1103130000 | Groats & meals of maize/corn  | 0                              | 81 376                        | 0                          | 57 118                        |
| 1103199000 | Groats & meals of oth cereals, oth thanmeslin & rice                  | 0                              | 23 800                        | 0                          | 21 467                        |
| 1104120000 | Cereal grains of oats, rolled or flakedgrains                         | 542 583                        | 4 938 783                     | 428 547                    | 3 976 627                     |
| 1104191000 | Cereal grains of maize(corn), rolled orflaked grains                  | 0                              | 7 980                         | 0                          | 3 208                         |
| 1104199000 | Cereal grains of oth cereals, oth thanoat/maize(corn), rolled or flak | 2 246                          | 7 999                         | 1 851                      | 5 696                         |
| 1104220000 | Cereal grains of oats,hulled,peraled,sliced /kibbled                  | 0                              | 1 814                         | 0                          | 5 897                         |
| 1104230000 | Cereal grains of maize (corn), hulled,peraled, sliced/kibbled         | 18 000                         | 180 000                       | 16 080                     | 167 280                       |
| 1104292000 | Cereal grains of barley,hulled,peraled,sliced/kibbled                 | 0                              | 47 160                        | 0                          | 20 238                        |
| 1104299000 | Cereal grains of oth cereals, hulled,peraled, sliced/kibbled          | 1 000                          | 22 902                        | 4 568                      | 85 168                        |
| 1104300000 | Germ of cereals, whole, rolled, flaked/ground                         | 0                              | 1 148                         | 0                          | 4 937                         |
| 1105100000 | Flour, meal & powder of potatoes                                      | 49 799                         | 406 614                       | 71 495                     | 576 388                       |
| 1105200000 | Flakes, granules & pellets of potatoes                                | 373 290                        | 5 401 742                     | 594 871                    | 8 212 039                     |
| 1106100000 | Flour,meal & powder of dried leguminousvegetbls of head 07.13         | 0                              | 32 525                        | 0                          | 20 951                        |
| 1106202100 | Meal of sago  | 389                            | 1 268                         | 1 374                      | 5 101                         |
| 1106202900 | Flour & powder of sago  | 0                              | 401                           | 0                          | 4 606                         |
| 1106209000 | Flour,meal & powder of roots/tuber head07.14, oth than manioc(c       | 5 419                          | 53 095                        | 17 963                     | 231 592                       |
| 1106300000 | Flour,meal & powder of edible fruits andnuts of prod.chap.8           | 7 303                          | 54 795                        | 53 670                     | 792 128                       |
| 1107100000 | Malt,not roasted  | 2 143 524                      | 32 590 471                    | 1 266 966                  | 18 539 619                    |
| 1107200000 | Malt,roasted  | 23 500                         | 169 051                       | 24 309                     | 157 463                       |
| 1108110000 | Wheat starch  | 766 000                        | 10 252 475                    | 352 537                    | 4 699 439                     |
| 1108120000 | Maize(corn) starch  | 4 490 980                      | 55 801 221                    | 2 111 522                  | 27 975 289                    |
| 1108130000 | Potato starch   | 980 704                        | 10 486 739                    | 766 760                    | 7 952 579                     |
| 1108140000 | Manioc(cassava) starch  | 2 194 500                      | 215 508 922                   | 1 075 239                  | 105 031 793                   |
| 1108191000 | Sago starch   | 0                              | 4 850                         | 0                          | 18 004                        |
| 1108199000 | Other starches (oth than wheat,maize,potato, manioc & sago)           | 0                              | 29 125                        | 0                          | 117 527                       |
| 1108200000 | Inulin  | 510 475                        | 5 316 936                     | 1 593 695                  | 16 190 857                    |
| 1109000000 | Wheat gluten, whether or not dried                                    | 733 000                        | 5 651 050                     | 521 560                    | 4 983 247                     |
| 1201100000 | Seed of soya beans,whether or not broken                              | 0                              | 57 520                        | 0                          | 31 864                        |
| 1201900000 | Soya beans, oth than seed, whether ornot broken                       | 231 588 153                    | 1 622 541 188                 | 142 510 009                | 1 004 432 430                 |
| 1202410000 | Oth than seed of ground-nut,not roasted/ othwise cooked,in shell      | 5 899 640                      | 92 163 036                    | 6 903 528                  | 110 914 419                   |
| 1202420000 | Oth than seed of ground-nut,not roasted/cooked,shelled,whether,       | 9 752 542                      | 153 487 378                   | 11 311 898                 | 178 688 310                   |
| 1203000000 | Copra   | 160 000                        | 189 928                       | 76 000                     | 92 584                        |
| 1204000000 | Linseed, whether or not broken.                                       | 1 531                          | 113 780                       | 1 862                      | 193 844                       |
| 1205100000 | Low erucic acid rape/colza seeds whether or not broken                | 0                              | 164 475                       | 0                          | 117 550                       |
| 1205900000 | Not low erucic acid rape or colza seedswhether or not broken          | 9 980                          | 437 154                       | 9 960                      | 237 216                       |
| 1206000000 | Sunflower seeds, whether or not broken                                | 277 307                        | 6 152 588                     | 224 382                    | 5 338 206                     |
| 1207101000 | Palm nuts & kernels, whether/not broken,suitable for sowing           | 289                            | 3 246 838                     | 137 815                    | 2 389 410                     |
| 1207210000 | Cotton seeds, seed, whether/not broken                                | 0                              | 5 260                         | 0                          | 49 250                        |
| 1207290000 | Cotton seeds, oth than seed, whether/or not broken                    | 0                              | 18 155                        | 0                          | 29 956                        |
| 1207401000 | Sesamum seeds, whether or not broken,edible                           | 258 634                        | 6 602 598                     | 194 488                    | 5 065 424                     |
| 1207409000 | Sesamum seeds, whether or not broken,not edible                       | 166 198                        | 3 118 065                     | 87 698                     | 1 769 944                     |
| 1207500000 | Mustard seeds,whether or not broken                                   | 0                              | 23 382                        | 0                          | 19 316                        |
| 1207700000 | Melon seeds,whether or not broken                                     | 0                              | 26 000                        | 0                          | 27 300                        |
| 1207910000 | Poppy seeds,whether or not broken                                     | 0                              | 282                           | 0                          | 846                           |
| 1207999000 | Other oil seeds & oleaginous fruits,whether or not broken             | 90 191                         | 436 709                       | 26 936                     | 1 757 508                     |
| 1208100000 | Flours and meals of soya beans  | 152 460                        | 2 177 325                     | 586 840                    | 5 998 057                     |
| 1208900000 | Flours&meals of oth oil seed/oleaginousfruits oth than mustard        | 0                              | 25 215                        | 0                          | 78 636                        |
| 1209210000 | Lucerne (alfalfa) seeds, of a kind usedfor sowing                     | 39                             | 440                           | 276                        | 2 213                         |
| 1209299000 | Other seed of forage plants, of a kindused for sowing                 | 1 500                          | 101 232                       | 31 929                     | 844 016                       |
| 1209300000 | Seeds of herbaceous plants cultivatedprincipally for their flowers    | 0                              | 4 833                         | 0                          | 45 178                        |
| 1209919000 | Other vegetable seeds, other than onion seeds, of a kind used for :   | 2 814                          | 73 032                        | 507 848                    | 4 935 255                     |

**I.3. IMPOR MENURUT KOMODITI / IMPORT BY HS COMMODITY**  
**\*\*\* NOVEMBER/NOVEMBER 2013 \*\*\***

| H S        | Uraian Komoditi<br>Commodity Description   | Berat Bersih / Net Weight (Kg) |                               | Nilai / Value C.I.F (US\$) |                               |
|------------|--|--------------------------------|-------------------------------|----------------------------|-------------------------------|
|            |  | Bulan ini<br>Current Month     | Kumulatif<br>Cum.Jan. to date | Bulan ini<br>Current Month | Kumulatif<br>Cum.Jan. to date |
| 120999000  | Other seed, fruit, and spores, of a kind used for sowing                               | 1 055                          | 254 371                       | 7 405                      | 553 250                       |
| 121020000  | Hop cones, ground, powdered or in the form of pellets; lupulin                         | 0                              | 33 712                        | 0                          | 169 758                       |
| 1211201000 | Ginseng roots, cut, crushed/powdered form, fresh/dried                                 | 0                              | 20 514                        | 0                          | 632 090                       |
| 1211209000 | Ginseng roots, not in cut or crushed or powdered form, fresh/dried                     | 25                             | 3 783                         | 1 975                      | 1 365 348                     |
| 1211901100 | Cannabis, in cut, crushed/ powdered form, used for pharmacy, fresh                     | 0                              | 44 586                        | 0                          | 26 413                        |
| 1211901300 | Rauwolfia serpentina roots, for pharmacy, in cut/crushed/powdered                      | 444 727                        | 2 713 078                     | 976 903                    | 5 770 913                     |
| 1211901400 | Other plants, in cut, crushed or powdered form, used for pharmacy                      | 0                              | 694 245                       | 0                          | 1 110 789                     |
| 1211901900 | Other plants & parts of plants, in other forms, for pharmacy                           | 7 300                          | 36 864                        | 4 088                      | 145 600                       |
| 1211909100 | Pyrethrum, in cut, crushed/powdered form, fresh/dried                                  | 0                              | 26 000                        | 0                          | 165 880                       |
| 1211909200 | Pyrethrum, in other form, fresh/dried  | 0                              | 32 563                        | 0                          | 15 887                        |
| 1211909500 | Agarwood (gaharu) chips, fresh/dried   | 0                              | 32 088                        | 0                          | 57 729                        |
| 1211909600 | Liquorice roots, fresh/dried   | 13 236                         | 130 141                       | 21 907                     | 338 948                       |
| 1211909800 | Other plants & parts of plants, not for pharmacy, in cut, crushed/powdered             | 0                              | 5 554                         | 0                          | 385 900                       |
| 1211909900 | Other plants & parts of plants, not for pharmacy, not cut, crushed/powdered            | 58 225                         | 428 381                       | 177 471                    | 1 777 076                     |
| 1212211000 | Eucommia spp, fresh, chilled, frozen, dried, for human consumption                     | 300                            | 1 300                         | 3 600                      | 16 850                        |
| 1212212000 | Gracilaria lichenoides, fresh, chilled, frozen, dried, for human consumption           | 0                              | 5 576                         | 0                          | 44 609                        |
| 1212219000 | Other seaweed & algae, fresh, chilled, frozen, dried, for human consumption            | 20 004                         | 147 765                       | 83 484                     | 1 260 171                     |
| 1212291900 | Seaweeds & other algae, fresh, chilled/dried used in dyeing, tanning, etc.             | 0                              | 3 035                         | 0                          | 34 443                        |
| 1212292000 | Seaweeds & other algae, fresh, chilled/dried for other than human consumption          | 17                             | 39 697                        | 56                         | 407 799                       |
| 1212293000 | Seaweeds & other algae, frozen, not for human consumption                              | 512                            | 1 012                         | 6 621                      | 14 422                        |
| 1212920000 | Locust bean (carob), fresh, chilled, frozen/dried, whether/not ground                  | 67 500                         | 633 750                       | 59 568                     | 545 101                       |
| 1212990000 | Other vegetable product, for human consumption, n.e.s or included elsewhere            | 0                              | 5 009                         | 0                          | 10 973                        |
| 1213000000 | Cereal straw & husks, unprepared, whether/not chopped, ground, pellets                 | 20                             | 14 430                        | 343                        | 79 940                        |
| 1214100000 | Lucerne (alfalfa) meal and pellets   | 17 200                         | 2 509 417                     | 4 810                      | 1 008 110                     |
| 1214900000 | Other forage products, whether/not in the form of pellets, other than lucerne          | 331 207                        | 2 027 663                     | 131 427                    | 792 738                       |
| 1301200000 | Gum arabic   | 81 023                         | 535 120                       | 367 933                    | 2 834 839                     |
| 1301901000 | Gum benjamin   | 0                              | 30 575                        | 0                          | 45 020                        |
| 1301902000 | Gum damar  | 137 000                        | 1 165 475                     | 226 070                    | 1 883 189                     |
| 1301903000 | Cannabis resin   | 63                             | 257                           | 6 540                      | 13 415                        |
| 1301904000 | Lac  | 0                              | 350                           | 0                          | 7 494                         |
| 1301909000 | Other natural gum and resin  | 4 717                          | 117 826                       | 52 191                     | 1 033 237                     |
| 1302111000 | Saps and extracts of opium, whether or not modified                                    | 0                              | 79                            | 0                          | 145                           |
| 1302119000 | Saps and extracts of other opium, whether or not modified                              | 0                              | 2 535                         | 0                          | 772 910                       |
| 1302120000 | Saps and extracts of liquorice, whether or not modified                                | 90 602                         | 759 091                       | 961 615                    | 7 876 938                     |
| 1302130000 | Saps and extracts of hops, whether or not modified                                     | 867                            | 27 437                        | 29 952                     | 841 558                       |
| 1302193000 | Other medicinal extracts derived from vegetable products, whether or not modified      | 11 142                         | 112 225                       | 993 114                    | 7 983 029                     |
| 1302194000 | Vegetable saps & extracts of pyrethrum/other than the root of plants containing        | 0                              | 16 497                        | 0                          | 305 001                       |
| 1302195000 | Japan (or Chinese) lacquer (natural lacquer)   | 0                              | 120                           | 0                          | 16 967                        |
| 1302199000 | Other vegetable saps and extracts  | 43 169                         | 547 976                       | 644 165                    | 14 335 839                    |
| 1302200000 | Pectic substances, pectinates & pectates   | 49 743                         | 365 105                       | 162 834                    | 3 724 048                     |
| 1302310000 | Agar-agar  | 23 168                         | 374 729                       | 63 695                     | 982 590                       |
| 1302320000 | Mucilages & thickeners, whether/not modified, derived from locust bean                 | 248 065                        | 2 624 552                     | 1 620 650                  | 18 857 153                    |
| 1302391010 | Carageenan in powder form  | 42 525                         | 261 108                       | 417 985                    | 3 649 995                     |
| 1302391090 | Carageenan not in powder form  | 8 800                          | 52 800                        | 163 416                    | 980 496                       |
| 1302399000 | Other mucilages & thickeners, whether/not modified, derived from vegetable             | 164 627                        | 1 289 863                     | 1 873 712                  | 14 686 342                    |
| 1401100000 | Bamboos used primarily for plaiting, cleaned, bleached/dyed                            | 19 472                         | 53 952                        | 31 373                     | 52 947                        |
| 1401201100 | Raw whole rattans used primarily for plaiting, cleaned, bleached/dyed                  | 0                              | 47                            | 0                          | 6 911                         |
| 1401201990 | Other whole rattans, used primarily for plaiting, cleaned, bleached/dyed               | 0                              | 4 126                         | 0                          | 73 292                        |
| 1401900000 | Other vegetable material used for plaiting, other than bamboos & rattan                | 0                              | 38                            | 0                          | 559                           |
| 1404902090 | Other vegetable products of a kind used in tanning/dyeing, other than leather          | 0                              | 7 562                         | 0                          | 9 582                         |
| 1404909000 | Other vegetable products not used primarily in tanning/dyeing, nes                     | 28 445                         | 1 723 413                     | 42 049                     | 522 260                       |
| 1501900000 | Poultry fat other than heading 02.09 or 15.03  | 0                              | 13 750                        | 0                          | 180 131                       |
| 1502101000 | Edible tallow of bovine animals, sheep or goats, other than heading                    | 0                              | 18 144                        | 0                          | 31 752                        |
| 1502109000 | Unedible tallow of bovine animal, sheep or goats, other than heading                   | 0                              | 15 200                        | 0                          | 22 040                        |
| 1504109000 | Other than solid fractions of fish-liver oils, whether/not refined, not chemically     | 483 245                        | 1 671 175                     | 789 699                    | 2 583 850                     |
| 1504201000 | Solid fraction of fats & oils of fish other than liver oils, not chemically            | 110 065                        | 1 005 147                     | 573 149                    | 7 392 422                     |
| 1504209000 | Other than solid fraction of fats & oils of fish other than liver oils, not chemically | 111 900                        | 4 096 094                     | 217 955                    | 6 939 165                     |
| 1504309000 | Other solid fraction of fats & oils of marine mammals, not chemically                  | 0                              | 306 975                       | 0                          | 430 546                       |
| 1505001000 | Lanolin  | 0                              | 96 272                        | 0                          | 1 266 128                     |
| 1505009000 | Wool grease & fatty substance derived therefrom, other than lanolin                    | 8                              | 22 735                        | 55                         | 139 653                       |
| 1506000000 | Other animal fats & oils & their fractions, whether/not refined, not chemically        | 0                              | 56 979                        | 0                          | 117 532                       |
| 1507100000 | Crude oil of soya bean, whether/not refined, whether/not degummed                      | 19 379                         | 26 314                        | 31 378                     | 65 028                        |
| 1507901000 | Fraction of unrefined soya-bean oil, not chemically modified                           | 333 597                        | 2 862 702                     | 391 922                    | 3 854 190                     |
| 1507909000 | Fraction of refined soya-bean oil, not chemically modified                             | 2 201 924                      | 20 508 498                    | 2 885 356                  | 28 341 971                    |
| 1508100000 | Crude oil of ground-nut, whether/not refined, not chemically modified                  | 0                              | 1 349                         | 0                          | 5 425                         |
| 1508901000 | Fraction of unrefined ground-nut oil, whether/not refined, not chemically              | 0                              | 1                             | 0                          | 61                            |
| 1508909000 | Fraction of refined ground-nut oil, whether/not refined, not chemically                | 0                              | 1 910                         | 0                          | 9 897                         |
| 1509101000 | Virgin olive oil, packing of net weight <= 30 kg, not chemically modified              | 51 887                         | 520 437                       | 146 676                    | 1 844 105                     |
| 1509109000 | Virgin olive oil, packing of net weight > 30 kg, not chemically modified               | 81 060                         | 672 458                       | 185 766                    | 3 394 057                     |
| 1509901100 | Fraction of unrefined olive oil, packing of net weight <= 30 kg                        | 0                              | 5 215                         | 0                          | 25 297                        |
| 1509901900 | Fraction of unrefined olive oil, packing of net weight > 30 kg                         | 0                              | 70 584                        | 0                          | 141 207                       |

**I.3. IMPOR MENURUT KOMODITI / IMPORT BY HS COMMODITY**  
**\*\*\* NOVEMBER/NOVEMBER 2013 \*\*\***

| HS         | Uraian Komoditi<br>Commodity Description                              | Berat Bersih / Net Weight (Kg) |                               | Nilai / Value C.I.F (US\$) |                               |
|------------|---|--------------------------------|-------------------------------|----------------------------|-------------------------------|
|            |   | Bulan ini<br>Current Month     | Kumulatif<br>Cum.Jan. to date | Bulan ini<br>Current Month | Kumulatif<br>Cum.Jan. to date |
| 1509909100 | Fraction of refined olive oil,in packingof net weight _30 kg          | 0                              | 9 676                         | 0                          | 43 470                        |
| 1509909900 | Fraction of refined olive oil,in packingof net weight >30 kg          | 11 279                         | 206 824                       | 61 328                     | 834 788                       |
| 1510001000 | Crude oil,obtained solely from olives,whether/not refined,not che     | 0                              | 9 050                         | 0                          | 31 800                        |
| 1510002000 | Fractions of unrefined oil, solely fromolives,whet/not refined,not c  | 0                              | 1 109                         | 0                          | 5 660                         |
| 1510009000 | Fractions of refined oil, solely fromolives,whet/not refined,not che  | 203                            | 65 055                        | 1 339                      | 222 091                       |
| 1511901100 | Solid fractions of unrefined palm oil,not chemically modified         | 6 468                          | 34 799                        | 10 000                     | 66 488                        |
| 1511909110 | Solid fractions of refined palm oil,packing of a net weight _20kg     | 0                              | 65 066                        | 0                          | 86 153                        |
| 1511909190 | Solid fractions of refined palm oil,packing of a net weight>20kg      | 15 007 948                     | 58 244 682                    | 11 762 227                 | 41 534 639                    |
| 1511909200 | Unsolid fractions of refined palm oil,packing net weight _20kg        | 48 597                         | 338 877                       | 56 686                     | 362 094                       |
| 1511909900 | Unsolid fractions of refined palm oil,packing net weight>20kg         | 0                              | 25 228                        | 0                          | 33 335                        |
| 1512110000 | Crude oil of sunflower seed/safflower                                 | 0                              | 1 692                         | 0                          | 1 010                         |
| 1512191000 | Fractions of unrefined sunflower-seed/safflower oil                   | 116                            | 223 817                       | 1 166                      | 461 035                       |
| 1512199000 | Fractions of refined sunflower-seed/safflower oil                     | 556 494                        | 4 176 799                     | 885 918                    | 7 224 367                     |
| 1512299000 | Fractions of refined cotton seed oil                                  | 688                            | 2 674                         | 15 316                     | 51 256                        |
| 1513110000 | Crude oil of coconut (copra)  | 0                              | 1 995 409                     | 0                          | 1 594 332                     |
| 1513191000 | Fractions of unrefined coconut oil, notchemically modified            | 0                              | 74 000                        | 0                          | 92 280                        |
| 1513199000 | Fractions of refined coconut oil, notchemically modified              | 37 004                         | 238 416                       | 89 521                     | 616 117                       |
| 1513291100 | Solid fractions of unrefined palm kerneloil                           | 0                              | 160 000                       | 0                          | 292 200                       |
| 1513291400 | Unsolid fractions of unrefined babassuoil                             | 0                              | 1                             | 0                          | 152                           |
| 1513299200 | Solid fractions of refined babassu oil                                | 0                              | 1 044                         | 0                          | 3 221                         |
| 1513299400 | Palm kernel olein, refined, bleached & deodorized (RBD)               | 0                              | 124 416                       | 0                          | 168 584                       |
| 1514110000 | Crude oil of low erucid acid rape orcolza                             | 0                              | 218 765                       | 0                          | 315 993                       |
| 1514191000 | Fraction of unrefined low erucid acidrape/colza oil                   | 0                              | 14 361                        | 0                          | 27 600                        |
| 1514199000 | Fraction of refined low erucid acidrape/colza oil                     | 331 696                        | 2 965 558                     | 450 617                    | 4 831 198                     |
| 1514911000 | Crude oil of not low erucid acid otherrape/colza                      | 1 788                          | 13 555                        | 42 759                     | 309 052                       |
| 1514999100 | Fractions of refined oth rape/colza oil                               | 174 770                        | 870 351                       | 263 808                    | 1 351 013                     |
| 1514999900 | Fractions of refined mustard oil                                      | 15 200                         | 64 610                        | 30 560                     | 157 544                       |
| 1515190000 | Fractions of linseed oil, whether/notrefined, not chemically modifi   | 390 600                        | 3 038 551                     | 553 558                    | 4 434 940                     |
| 1515210000 | Crude oil of maize (corn)   | 0                              | 28 289                        | 0                          | 46 693                        |
| 1515291900 | Unsolid fraction of unrefined maize(corn) oil                         | 0                              | 15 966                        | 0                          | 19 103                        |
| 1515299100 | Solid fraction of refined maize (corn)oil                             | 15 360                         | 276 480                       | 24 269                     | 493 363                       |
| 1515299900 | Unsolid fraction of refined maize (corn)oil                           | 209 777                        | 1 842 480                     | 294 752                    | 4 086 962                     |
| 1515301000 | Crude oil of castor   | 2 242                          | 115 462                       | 14 400                     | 356 964                       |
| 1515309000 | Fractions of castor oil, whether/notrefined, not chemically modifie   | 174 743                        | 1 557 249                     | 269 868                    | 2 607 318                     |
| 1515501000 | Crude oil of sesame   | 1 060                          | 4 336                         | 5 055                      | 22 807                        |
| 1515502000 | Fraction of unrefined sesame oil, not chemically modified             | 578                            | 4 203                         | 3 200                      | 26 596                        |
| 1515509000 | Fraction of refined sesame oil, not chemically modified               | 45 123                         | 380 965                       | 168 059                    | 1 391 090                     |
| 1515901100 | Crude oil of tengkawang   | 0                              | 280 380                       | 0                          | 895 498                       |
| 1515901200 | Fractions of unrefined tengkawang oil,not chemically modified         | 0                              | 18                            | 0                          | 964                           |
| 1515901900 | Fractions of refined tengkawang oil,not chemically modified           | 0                              | 21                            | 0                          | 1 089                         |
| 1515902100 | Crude oil of tung   | 15 200                         | 121 600                       | 32 376                     | 259 008                       |
| 1515902900 | Fractions of refined tung oil, notchemically modified                 | 0                              | 55 036                        | 0                          | 118 484                       |
| 1515903100 | Crude jojoba oil  | 400                            | 650                           | 33 171                     | 55 302                        |
| 1515903900 | Fractions of refined jojoba oil, notchemically modified               | 0                              | 2 880                         | 0                          | 98 496                        |
| 1515909100 | Crude oil of other fixed vegetable oils                               | 21 253                         | 143 792                       | 26 302                     | 136 949                       |
| 1515909200 | Fractions of unrefined other fixedvegetable oils                      | 200 000                        | 450 898                       | 752 000                    | 1 577 120                     |
| 1515909900 | Fractions of refined other fixedvegetable oils, oth fixed vegetable f | 3 984                          | 537 508                       | 59 212                     | 1 608 612                     |
| 1516101000 | Animal fats & oils & their fractions,inpacking net weight _10 kg      | 0                              | 89 292                        | 0                          | 233 697                       |
| 1516109000 | Animal fats & oils & their fractions,inpacking net weight<10 kg       | 0                              | 30 000                        | 0                          | 76 500                        |
| 1516201100 | Re-esterified fats & oils of soya bean & its fraction                 | 0                              | 231 603                       | 0                          | 827 311                       |
| 1516201200 | Re-esterified fats & oils of crude palmoil and its fraction           | 316 799                        | 3 219 266                     | 546 992                    | 5 676 930                     |
| 1516201300 | Re-esterified fats&oils of palm oil,oththan crude and its fraction    | 67 621                         | 837 764                       | 98 689                     | 1 059 083                     |
| 1516201600 | Re-esterified fats & oils of palm kernel & its fraction,RBD           | 10 800                         | 10 900                        | 31 320                     | 31 435                        |
| 1516201800 | Re-esterified fats & oils of linseed &its fraction                    | 640                            | 6 777                         | 7 386                      | 62 541                        |
| 1516201900 | Re-esterified fats&oils of oth vegetable fat&oils, and its fraction   | 380                            | 152 852                       | 1 900                      | 469 336                       |
| 1516202110 | Hydrogenated fats in flakes of palm oil                               | 0                              | 51 535                        | 0                          | 43 555                        |
| 1516202120 | Hydrogenated fats in flakes of palmolein                              | 0                              | 261                           | 0                          | 393                           |
| 1516202150 | Hydrogenated fats in flakes of palmkernel olein                       | 514 100                        | 5 404 780                     | 523 950                    | 5 687 554                     |
| 1516202190 | Hydrogenated fats in flakes of ground-nut, soya beans                 | 578                            | 7 996                         | 1 159                      | 44 025                        |
| 1516202300 | Hydrogenated fats in flakes of olives                                 | 0                              | 933                           | 0                          | 9 488                         |
| 1516202900 | Hydrogenated fats in flakes of othervegetable fats & oils             | 603 379                        | 5 931 439                     | 866 765                    | 10 007 636                    |
| 1516205200 | Palm stearin, w/ iodine value _ 48, RBD                               | 50 000                         | 565 913                       | 84 660                     | 735 320                       |
| 1516205900 | Oth palm stearin with iodine value _ 48                               | 0                              | 231                           | 0                          | 5 143                         |
| 1516209300 | Other fat & oils of olives and theirfractions                         | 6 453                          | 22 085                        | 42 483                     | 166 687                       |
| 1516209400 | Other fat & oils of soya beansand their fractions                     | 4                              | 201                           | 4                          | 835                           |
| 1516209500 | Hydrogenated castor oil (opal wax)                                    | 12 788                         | 41 869                        | 35 799                     | 137 555                       |
| 1516209600 | Refined, bleached and deodorised (RBD)palm kernel stearin only        | 290                            | 42 386                        | 3 363                      | 116 864                       |
| 1516209700 | Hydrogenated & RBD palm kernel stearinor olein                        | 80 100                         | 422 630                       | 88 445                     | 453 362                       |
| 1516209800 | Oth fat & oils of ground-nuts, palm oilor coconuts and their fractio  | 110 100                        | 378 693                       | 138 098                    | 684 483                       |
| 1516209900 | Oth vegetable fats and oils and theirfractions                        | 366 122                        | 4 073 441                     | 614 987                    | 5 594 100                     |
| 1517100000 | Margarine,excl. liquid margarine                                      | 205 379                        | 1 888 598                     | 368 762                    | 3 248 263                     |

**I.3. IMPOR MENURUT KOMODITI / IMPORT BY HS COMMODITY**  
**\*\*\* NOVEMBER/NOVEMBER 2013 \*\*\***

| HS         | Uraian Komoditi<br>Commodity Description                               | Berat Bersih / Net Weight (Kg) |                               | Nilai / Value C.I.F (US\$) |                               |
|------------|--|--------------------------------|-------------------------------|----------------------------|-------------------------------|
|            |  | Bulan ini<br>Current Month     | Kumulatif<br>Cum.Jan. to date | Bulan ini<br>Current Month | Kumulatif<br>Cum.Jan. to date |
| 1517901000 | Imitation ghee   | 0                              | 15 200                        | 0                          | 352 584                       |
| 1517902000 | Liquid margarine   | 8 400                          | 200 480                       | 39 575                     | 557 417                       |
| 1517903000 | Margarine of a kind use as mouldrelease preparations                   | 0                              | 488                           | 0                          | 4 011                         |
| 1517904300 | Shortening   | 240 544                        | 1 389 020                     | 337 957                    | 2 658 001                     |
| 1517905000 | Solid mixtures or prep of vegetable fats or oils or of their fractions | 178 199                        | 689 955                       | 216 898                    | 947 662                       |
| 1517906200 | Liquid mixtures or prep of crude palmoil predominates                  | 148 777                        | 1 704 685                     | 351 747                    | 3 881 137                     |
| 1517906400 | Liquid mixtures or prep of oth palm oilpredominates,packng net w       | 41 600                         | 73 048                        | 160 368                    | 253 218                       |
| 1517906700 | Liquid mixtures or prep of soya-beanoil predominates                   | 0                              | 37 502                        | 0                          | 92 564                        |
| 1517906900 | Liquid mixtures or prep of oth vegetablefats/oil predominates          | 104 220                        | 644 231                       | 224 519                    | 1 398 609                     |
| 1517909000 | Oth edible mixtures or prep of animal or vegetable fats or oils        | 357 573                        | 4 379 821                     | 1 857 635                  | 23 592 326                    |
| 1518001200 | Animal fats&oils,boiled,dehydrated,oxidasd,sulphurisd,blown,poly       | 0                              | 120 143                       | 0                          | 365 890                       |
| 1518001400 | Ground-nut,soya-bean, palm/coconut oilboiled,dehydrated,oxidas         | 298 471                        | 3 612 087                     | 535 848                    | 6 026 266                     |
| 1518001500 | Linseed oil&its fract,boiled, oxidised,dehydrated,sulphurised,blow     | 23 560                         | 71 419                        | 37 696                     | 119 129                       |
| 1518001600 | Olive oil&its fract, boiled, oxidised,dehydrated,sulphurised,blown,    | 0                              | 141 763                       | 0                          | 168 277                       |
| 1518001900 | Oth vegetbl fat&oils&their fract,boiled,dehydrate,sulphurise,blow      | 27 795                         | 1 299 223                     | 93 489                     | 1 924 243                     |
| 1518002000 | Inedible mixtures/preparation of animalfats/oils or of different fat   | 160 009                        | 1 335 596                     | 219 809                    | 1 918 133                     |
| 1518003300 | Inedible mixtures/preparation of linseedfats/oils or of different fat  | 0                              | 190                           | 0                          | 2 663                         |
| 1518003500 | Inedible mixtures/preparations of ground-nuts fats/oils/of differer    | 32 000                         | 175 980                       | 47 040                     | 258 201                       |
| 1518003600 | Inedible mixtures/preparations of soya-beans/coconuts fats/oils/c      | 279 157                        | 1 424 831                     | 350 924                    | 2 019 618                     |
| 1518003900 | Inedible mixtures/preparations of othervegetable fats/oils/of diffe    | 20 830                         | 1 430 024                     | 84 879                     | 4 453 268                     |
| 1518006000 | Inedible mixture/preparations of animal/vegetable fats/oils/of the     | 15 993                         | 122 381                       | 26 196                     | 463 090                       |
| 1520001000 | Crude glycerol   | 901                            | 151 212                       | 22 873                     | 168 119                       |
| 1520009000 | Glycerol waters & glycerol lyes  | 30                             | 14 094                        | 532                        | 109 847                       |
| 1521100000 | Vegetable waxes(oth.than triglycerides)whether or not refined or i     | 37 900                         | 374 814                       | 348 223                    | 2 086 092                     |
| 1521901000 | Beeswax & oth insect waxes,whether/ notrefined or colored              | 0                              | 3 653                         | 0                          | 33 753                        |
| 1522009000 | Residues resulting from the treatment offatty substn or animal/v       | 1 127                          | 312 725                       | 745                        | 1 080 731                     |
| 1601001000 | Sausags&smilar prdct of meat,meat offal/blood,prepare of it,in air     | 120 192                        | 1 203 967                     | 261 625                    | 2 609 268                     |
| 1601009000 | Sausags&smilar prdct of meat,meat offal/blood, not in airtight cor     | 76 209                         | 444 624                       | 184 835                    | 1 089 914                     |
| 1602109000 | Homogenised preparation of meat, offal/blood,not cont pork,not i       | 0                              | 6 860                         | 0                          | 8 600                         |
| 1602329000 | Oth prepared/preserved meat, offal/bloodof fowls of species gallu      | 0                              | 35 280                        | 0                          | 111 699                       |
| 1602390000 | Oth prepared/preserved meat,offal/bloodof oth poultry of head 0        | 34 330                         | 88 842                        | 73 155                     | 368 604                       |
| 1602411000 | Hams & cuts thereof of swine,in airtight containers                    | 0                              | 25 820                        | 0                          | 63 442                        |
| 1602421000 | Shoulders & cuts thereof of swine, in airtight containers              | 0                              | 9 615                         | 0                          | 12 000                        |
| 1602429000 | Shoulders & cuts thereof of swine,not in airtight containers           | 0                              | 10 058                        | 0                          | 12 540                        |
| 1602491100 | Luncheon meat of swine, in airtightcontainers                          | 0                              | 187 640                       | 0                          | 216 848                       |
| 1602491900 | Luncheon meat of swine, not in airtightcontainers                      | 0                              | 37 145                        | 0                          | 120 479                       |
| 1602499900 | Oth prepared meat,meat offal/blood ofswine,not in airtight contai      | 9 662                          | 154 437                       | 33 291                     | 451 200                       |
| 1602500000 | Oth prepared/preserved meat, offal/blood of bovine animals             | 347 909                        | 1 987 225                     | 1 737 779                  | 9 963 657                     |
| 1602909000 | Oth prepared/preserved meat, offal/blood of any animal                 | 0                              | 2 059                         | 0                          | 703                           |
| 1603001000 | Extracts & juices of chicken, w/ herbs                                 | 12 928                         | 214 653                       | 50 540                     | 682 012                       |
| 1603003000 | Extracts&juices of oth meat,fish/crusta,molluscs/aquatic invertebr     | 0                              | 74 700                        | 0                          | 77 131                        |
| 1603009000 | Extracts&juices of oth meat,fish/crusta,molluscs/aquatic invertebr     | 18 000                         | 47 404                        | 17 100                     | 314 377                       |
| 1604111000 | Salmon, whole/in pieces, not in minced,in airtight containers          | 0                              | 8 477                         | 0                          | 44 600                        |
| 1604119000 | Salmon, whole/in pieces, not in minced,not in airtight containers      | 0                              | 75                            | 0                          | 2 006                         |
| 1604131100 | Sardines, whole/in pieces,not in minced,in airtight containers         | 25 757                         | 129 072                       | 86 638                     | 495 345                       |
| 1604139100 | Sardinella&brisling/sprats,whole/in piec ,not in minced,in airtight c  | 60 107                         | 961 734                       | 69 426                     | 1 396 843                     |
| 1604139900 | Sardinella&brisling/sprats,whole/in piec ,not in minced,not in airt    | 2 870                          | 5 190                         | 6 593                      | 10 513                        |
| 1604141100 | Tunas,whole/in pieces, not in minced,in airtight container             | 1 292                          | 134 224                       | 748                        | 720 389                       |
| 1604141900 | Skipjack & bonito(sarda spp.), whole/inpieces,not in minced,in airt    | 0                              | 1                             | 0                          | 2                             |
| 1604149000 | Tunas,skipjack,bonito,whole/ in pieces,not in minced,not in airtigh    | 0                              | 95 700                        | 0                          | 619 920                       |
| 1604151000 | Mackerel, whole/in pieces,not in minced, in airtight containers        | 36 840                         | 448 136                       | 120 075                    | 1 370 924                     |
| 1604159000 | Mackerel, whole/in pieces,not in minced, not in airtight containers    | 38 026                         | 974 309                       | 57 043                     | 1 289 528                     |
| 1604179000 | Eel,whole/in pieces,not in minced, notin airtight containers           | 0                              | 41                            | 0                          | 49                            |
| 1604193000 | Oth fish,whole/in pieces, not in minced, in airtight containers        | 0                              | 8 409                         | 0                          | 26 740                        |
| 1604199000 | Oth fish,whole/in pieces, not in minced, not in airtight containers    | 1 710                          | 2 054                         | 1 221                      | 1 427                         |
| 1604201900 | Sharks fins, ready for immediateconsumption,not in airtight contai     | 11 517                         | 11 517                        | 19 241                     | 19 241                        |
| 1604202900 | Fish sausages,not in airtight containers                               | 7 028                          | 91 633                        | 6 591                      | 74 803                        |
| 1604209310 | Fish & shrimp ball, frozen, boiled orsteamed                           | 91 866                         | 496 716                       | 173 090                    | 1 061 495                     |
| 1604209390 | Oth frozen minced fish, boiled/steamed                                 | 127 568                        | 742 635                       | 367 449                    | 2 343 190                     |
| 1604209900 | Other prepared/preserved fish, not in airtight containers              | 114 329                        | 895 677                       | 330 826                    | 2 826 309                     |
| 1604310000 | Caviar   | 0                              | 1 071                         | 0                          | 47 636                        |
| 1604320000 | Caviar substitutes prepared from fish egg                              | 1 381                          | 15 980                        | 1 130                      | 14 181                        |
| 1605101000 | Crabs,prepared,in airtight containers                                  | 0                              | 1 435                         | 0                          | 26 205                        |
| 1605109000 | Crabs,prepared,not in airtight container                               | 33 013                         | 89 094                        | 275 751                    | 760 919                       |
| 1605211000 | Shrimps paste,not in airtight containers                               | 0                              | 9 640                         | 0                          | 60 864                        |
| 1605219020 | Shrimp breaded,not in airtight container                               | 310                            | 323                           | 949                        | 962                           |
| 1605219090 | Other prepared shrimps&prawns, not in airtight containers              | 30 515                         | 83 884                        | 49 846                     | 363 454                       |
| 1605299020 | Shrimp breaded, in airtight containers                                 | 0                              | 48 596                        | 0                          | 103 073                       |
| 1605299090 | Other prepared shrimps&prawn,in airtightcontainers                     | 0                              | 1 586                         | 0                          | 5 666                         |
| 1605300000 | Lobster, prepared/preserved  | 0                              | 7                             | 0                          | 13                            |
| 1605400000 | Oth crustaceans, prepared/preserved                                    | 1 542                          | 14 392                        | 791                        | 33 590                        |



**I.3. IMPOR MENURUT KOMODITI / IMPORT BY HS COMMODITY**  
**\*\*\* NOVEMBER/NOVEMBER 2013 \*\*\***

| HS         | Uraian Komoditi<br>Commodity Description                             | Berat Bersih / Net Weight (Kg) |                               | Nilai / Value C.I.F (US\$) |                               |
|------------|--|--------------------------------|-------------------------------|----------------------------|-------------------------------|
|            |  | Bulan ini<br>Current Month     | Kumulatif<br>Cum.Jan. to date | Bulan ini<br>Current Month | Kumulatif<br>Cum.Jan. to date |
| 1605510000 | Oysters,prepared/preserved   | 0                              | 11                            | 0                          | 18                            |
| 1605520000 | Scallops,incl queen scallops, prepared/preserved                     | 2 340                          | 12 662                        | 1 918                      | 15 062                        |
| 1605540000 | Cuttle fish & squid, prepared/preserved                              | 12 003                         | 28 755                        | 23 570                     | 57 689                        |
| 1605550000 | Octopus, prepared/preserved  | 1 721                          | 11 517                        | 1 002                      | 13 617                        |
| 1605560000 | Clams, cockles & arksHELLS, prepared/preserved                       | 0                              | 5 175                         | 0                          | 25 011                        |
| 1605590000 | Oth molluscs, prepared/preserved                                     | 0                              | 94                            | 0                          | 2 149                         |
| 1605630000 | Jellyfish, prepared/preserved  | 0                              | 998                           | 0                          | 1 309                         |
| 1605690000 | Oth aquatic invertebrates, prepared/preserved                        | 1 546                          | 1 546                         | 4 740                      | 4 740                         |
| 1701130000 | Cane sugar,raw, not added flavour/colour                             | 0                              | 195 312 000                   | 0                          | 84 294 977                    |
| 1701140000 | Oth cane sugar, raw, not added flavour/colour                        | 248 804 000                    | 2 806 377 712                 | 127 744 825                | 1 468 262 697                 |
| 1701991100 | Refined sugar,white  | 4 914 013                      | 75 292 684                    | 3 014 842                  | 44 131 607                    |
| 1701991900 | Refined sugar, oth thanwhite   | 0                              | 8                             | 0                          | 14                            |
| 1701999000 | Chemically pure sucrose, in solid form                               | 0                              | 500 321                       | 0                          | 265 007                       |
| 1702110000 | Lactose & lactose syrup,lactose_99%, asanhydrous lactose,calculat    | 1 768 185                      | 22 515 226                    | 3 512 827                  | 44 591 155                    |
| 1702190000 | Lactose & lactose syrup,lactose<99%                                  | 204 503                        | 3 739 489                     | 431 050                    | 6 512 553                     |
| 1702200000 | Maple sugar & maple syrup  | 4 223                          | 29 977                        | 9 552                      | 60 166                        |
| 1702301000 | Glucose,no fructose or in dry state w/fructose<20%                   | 2 650 799                      | 48 438 863                    | 2 218 899                  | 33 995 961                    |
| 1702302000 | Glucose syrup,no fructose / in dry staww/ fructose<20%               | 2 127 776                      | 52 405 490                    | 1 152 162                  | 27 767 318                    |
| 1702400000 | Glucose & glucose syrup, containing 20%_fructose< 50%,excl inver     | 46 975                         | 1 977 984                     | 38 285                     | 1 484 677                     |
| 1702500000 | Chemically pure fructose   | 6                              | 4 158 414                     | 221                        | 5 022 740                     |
| 1702601000 | Fructose,in dry state w/ fructose>50%excl invert sugar               | 163 996                        | 917 869                       | 265 663                    | 1 112 124                     |
| 1702602000 | Fructose syrup,in dry state w/ fructose>50%, excl invert sugar       | 5 544 230                      | 45 362 562                    | 2 811 460                  | 24 736 410                    |
| 1702901100 | Chemically pure maltose,in dry staww/ fructose 50%                   | 985 791                        | 11 721 654                    | 635 175                    | 7 235 132                     |
| 1702901900 | Maltose syrup,in dry state w/ fructose50%                            | 877 500                        | 14 073 997                    | 543 886                    | 9 137 684                     |
| 1702902000 | Artificial honey,whether/not mixed withnatural honey,in dry w/ fr    | 1 359                          | 347 427                       | 2 998                      | 1 129 687                     |
| 1702903000 | Flavoured/colourd sugars (excl maltose),fructose 50%                 | 0                              | 11 724                        | 0                          | 47 762                        |
| 1702904000 | Caramel,fructose 50%   | 489 619                        | 4 416 322                     | 604 599                    | 5 453 211                     |
| 1702909100 | Syrup of sugar, in dry state w/ fructose50%                          | 62 633                         | 204 740                       | 75 379                     | 323 550                       |
| 1702909900 | Other sugar,incl invert sugar and sugarsyrup blends, in dry w/ fruct | 659 039                        | 9 481 129                     | 816 607                    | 11 710 760                    |
| 1703109000 | Cane molasses,not added flavour/colour                               | 1                              | 143                           | 14                         | 1 088                         |
| 1703909000 | Oth molasses result from extract/refineof sugar,not add flavour/cc   | 26 800 000                     | 94 711 100                    | 6 153 799                  | 20 596 768                    |
| 1704100000 | Chewing gum,whether/not sugar-coated                                 | 18 627                         | 335 928                       | 68 712                     | 1 390 294                     |
| 1704901000 | Medicated pastilles & drops  | 82 301                         | 1 019 329                     | 459 599                    | 6 050 537                     |
| 1704902000 | White chocolate, not containing cocoa                                | 10 154                         | 126 773                       | 48 299                     | 640 822                       |
| 1704909100 | Oth sugar confectionery,not cont.cocoa,soft,cont gelatin             | 398 014                        | 3 004 767                     | 1 658 022                  | 11 268 694                    |
| 1704909900 | Oth sugar confectionery,not cont.cocoa,oth soft,cont gelatin         | 589 020                        | 5 505 968                     | 1 622 577                  | 16 259 715                    |
| 1801000000 | Cocoa beans,whole/broken,raw/roasted                                 | 3 802 262                      | 29 260 409                    | 10 087 385                 | 73 159 922                    |
| 1803100000 | Cocoa paste,not defatted   | 2 100                          | 215 114                       | 7 703                      | 820 184                       |
| 1803200000 | Cocoa paste,wholly/partly defatted                                   | 45 000                         | 6 391 218                     | 124 650                    | 20 423 067                    |
| 1804000000 | Cocoa butter,fat & oil   | 200 731                        | 341 886                       | 1 430 523                  | 2 308 873                     |
| 1805000000 | Cocoa powder,not containing add sugar or other sweetening matt       | 659 683                        | 10 773 762                    | 2 339 933                  | 43 886 746                    |
| 1806100000 | Cocoa powder,containing add sugar or oth sweetening matter           | 420 791                        | 3 823 789                     | 488 517                    | 4 214 762                     |
| 1806201000 | Chocolate confectionary in blocks, slab/bars,weight>2kg              | 56 455                         | 1 930 677                     | 203 804                    | 7 062 399                     |
| 1806209000 | Other chocolate, liquid,paste,granular/oth bulk form,packing>2kg     | 110 899                        | 1 151 364                     | 350 316                    | 3 781 211                     |
| 1806311000 | Filled chocolate confectionary in blocks,slabs,bars,weight_2kg       | 92 594                         | 561 343                       | 632 880                    | 4 031 971                     |
| 1806319000 | Other chocolate,in blocks,slabs,bars,weight_2kg                      | 60 323                         | 391 948                       | 195 062                    | 942 742                       |
| 1806321000 | Chocolate confectionary in blocks,slabsbars,not filled,weight_2kg    | 132 654                        | 815 709                       | 674 016                    | 4 437 598                     |
| 1806329000 | Other chocolate,in blocks,slabs,bars,not filled,weight_2kg           | 58 133                         | 153 141                       | 36 007                     | 350 116                       |
| 1806901000 | Chocolate confectionary in tablets orpastilles                       | 32 390                         | 356 798                       | 149 000                    | 1 640 184                     |
| 1806903000 | Food preparations of flour,meal,starch,malt extract, cont 40%_coc    | 121                            | 178                           | 2 142                      | 3 652                         |
| 1806909000 | Oth chocolate and food preparation contcocoa                         | 660 954                        | 3 396 755                     | 2 731 800                  | 24 708 921                    |
| 1901101000 | Preparations for infant use of maltextract, for retail sale          | 1 667                          | 17 463                        | 4 359                      | 60 355                        |
| 1901102000 | Preparations for infant use of goods ofhead 04.01-04.04, for retail  | 350 803                        | 2 555 223                     | 3 100 533                  | 26 352 269                    |
| 1901103000 | Preparations for infant use of soya bean powder, for retail sale     | 261 612                        | 5 622 685                     | 799 454                    | 16 034 618                    |
| 1901109100 | Medical foods, preparations for infantuse, for retail sale           | 0                              | 43 404                        | 0                          | 869 513                       |
| 1901109900 | Oth preparations for infant use,w/ cocoa<40%, for retail sale        | 181 086                        | 1 413 186                     | 789 730                    | 5 691 166                     |
| 1901201000 | Mixes & doughs of flour, groats, meal,starch/malt extract, not con   | 111 374                        | 525 789                       | 347 053                    | 1 561 757                     |
| 1901202000 | Mixes & doughs of flour, groats, meal,starch/malt extract, contain   | 0                              | 3 492                         | 0                          | 6 623                         |
| 1901203000 | Oth mixes and doughs for prep. ofbakers wares, not containing coi    | 166 307                        | 1 463 070                     | 391 444                    | 3 597 459                     |
| 1901204000 | Oth mixes and doughs for prep. ofbakers wares, containing cocoa      | 753                            | 33 453                        | 3 681                      | 88 904                        |
| 1901901900 | Oth than medical foods for infantnot put up for retail sale          | 0                              | 24 000                        | 0                          | 116 400                       |
| 1901902000 | Malt extract   | 1 447 885                      | 22 835 372                    | 3 103 547                  | 51 529 698                    |
| 1901903100 | Filled milk, of goods of heading04.01 to 04.04                       | 148 479                        | 1 551 804                     | 913 858                    | 6 050 401                     |
| 1901903200 | Oth than filled milk, containing cocoapowder of goods of head. 04    | 150 698                        | 4 719 639                     | 852 955                    | 23 094 408                    |
| 1901903900 | Oth of goods of heading 04.01 to 04.04                               | 1 641 259                      | 11 633 737                    | 8 473 185                  | 66 168 793                    |
| 1901904100 | Oth soya based preparation, in powderform                            | 120 395                        | 239 507                       | 283 018                    | 679 817                       |
| 1901904900 | Oth soya based preparations, in otherform                            | 4 601                          | 126 652                       | 14 174                     | 271 068                       |
| 1901909100 | Oth soya based preparation Medical foods                             | 0                              | 2 215                         | 0                          | 31 039                        |
| 1901909990 | Oth than kerupuk of shrimps  | 387 922                        | 4 805 076                     | 2 031 751                  | 17 170 775                    |
| 1902110000 | Uncooked pasta, not stuffed/otherwiseprepared, containing eggs       | 61 785                         | 1 170 824                     | 93 820                     | 1 384 077                     |
| 1902192000 | Uncooked pasta,not stuffed/otw prep.notcont.eggs,rice vermicelli     | 0                              | 218 260                       | 0                          | 312 768                       |

**I.3. IMPOR MENURUT KOMODITI / IMPORT BY HS COMMODITY**  
**\*\*\* NOVEMBER/NOVEMBER 2013 \*\*\***

| H S        | Uraian Komoditi<br>Commodity Description                               | Berat Bersih / Net Weight (Kg) |                               | Nilai / Value C.I.F (US\$) |                               |
|------------|--|--------------------------------|-------------------------------|----------------------------|-------------------------------|
|            |  | Bulan ini<br>Current Month     | Kumulatif<br>Cum.Jan. to date | Bulan ini<br>Current Month | Kumulatif<br>Cum.Jan. to date |
| 1902193000 | Uncooked pasta,not stuffed/otw prep.notcont. eggs, transparent v       | 169 700                        | 1 117 015                     | 182 113                    | 1 268 015                     |
| 1902194000 | Uncooked pasta, not stuffed/otherwiseprepared, not containing e        | 2 969                          | 86 424                        | 11 568                     | 287 809                       |
| 1902199000 | Uncooked pasta, not stuffed/otherwiseprepared, not containing e        | 196 454                        | 2 501 730                     | 319 797                    | 3 642 119                     |
| 1902201000 | Stuffed pasta with meat or meat offal,whether or not cooked or o       | 27 418                         | 233 053                       | 97 061                     | 866 074                       |
| 1902203000 | Stuffed pasta w/ fish,crustaceans/molluscs,whether/ not cooked/        | 0                              | 7 520                         | 0                          | 30 739                        |
| 1902209000 | Stuffed pasta w/o meat/meat offal,fish,crustac/mollsc,wthr/not cc      | 0                              | 84                            | 0                          | 988                           |
| 1902302000 | Oth pasta, instant rice vermicelli                                     | 1 684                          | 41 841                        | 7 164                      | 365 620                       |
| 1902303000 | Oth pasta, transparant vermicelli                                      | 682 538                        | 4 131 325                     | 719 206                    | 4 509 816                     |
| 1902304000 | Oth pasta, oth instant noodles   | 115 552                        | 1 315 234                     | 364 962                    | 4 449 068                     |
| 1902309000 | Oth pasta,not instant rice vermicelli,transp vermicelli,oth instant n  | 63 249                         | 816 669                       | 83 316                     | 1 401 866                     |
| 1902400000 | Couscous   | 4 462                          | 18 241                        | 10 821                     | 36 133                        |
| 1903000000 | Tapioca&substitutes thf prep fr starch,in flake,grain,pearl,sifting/ s | 29 046                         | 314 878                       | 21 953                     | 264 320                       |
| 1904101000 | Prep food obtain by the swell/roastingof cereals/cereal products, c    | 321 956                        | 4 626 471                     | 920 167                    | 14 486 257                    |
| 1904109000 | Prep food obtain by the swell/roastingof cereal/cereal product,noi     | 182 265                        | 1 898 666                     | 644 485                    | 6 472 819                     |
| 1904201000 | Prepared foods obtained from unroastedcereal flakes                    | 19 775                         | 107 950                       | 31 262                     | 206 276                       |
| 1904209000 | Prep food obtain fr mixture f unroastedcereal flake and roast cer fi   | 1 278                          | 181 277                       | 8 517                      | 511 760                       |
| 1904901000 | Rice preparations, includingpre-cooked rice                            | 11 173                         | 143 121                       | 38 561                     | 442 603                       |
| 1904909000 | Oth prepared foods obtainedof cereals or cereal products               | 154                            | 126 444                       | 1 187                      | 341 082                       |
| 1905100000 | Crispbread   | 15 009                         | 129 614                       | 31 412                     | 317 546                       |
| 1905200000 | Gingerbread and the like   | 62                             | 229                           | 623                        | 2 617                         |
| 1905311000 | Sweet biscuits not containing cocoa                                    | 213 994                        | 2 642 327                     | 1 018 031                  | 8 566 477                     |
| 1905312000 | Sweet biscuits containing cocoa  | 123 428                        | 1 260 327                     | 889 383                    | 7 517 540                     |
| 1905320000 | Waffles and wafers   | 168 776                        | 2 518 899                     | 621 039                    | 9 102 697                     |
| 1905401010 | Rusk,toastd bread & sim toasted product,bread crumb nosugar,ho         | 203 852                        | 2 143 752                     | 280 869                    | 2 847 921                     |
| 1905409000 | Rusk,toastd bread & sim toasted product,bread crumb w/ sugar,hc        | 12 572                         | 178 523                       | 61 539                     | 573 174                       |
| 1905902000 | Other unsweetened biscuits   | 17 871                         | 54 985                        | 134 678                    | 363 495                       |
| 1905903000 | Cakes  | 73 355                         | 586 258                       | 206 654                    | 1 933 769                     |
| 1905904000 | Pastries   | 0                              | 51 715                        | 0                          | 162 012                       |
| 1905905000 | Flouriess bakers' wares  | 0                              | 259                           | 0                          | 4 970                         |
| 1905908000 | Other crisp savoury food products                                      | 192 418                        | 1 633 206                     | 940 014                    | 8 862 646                     |
| 1905909000 | Other baker wares  | 302 322                        | 3 881 846                     | 786 726                    | 9 175 642                     |
| 2001100000 | Cucumbers and gherkins,prepared orpre served by vinegar or acet        | 7 278                          | 131 842                       | 11 277                     | 178 371                       |
| 2001901000 | Onions, prepared/preserved byvinegar or acetic acid                    | 8 519                          | 36 508                        | 28 870                     | 112 483                       |
| 2001909000 | Oth vegetable,fruit,nuts,edible part ofplant prep/presv by vinegar/    | 125 713                        | 4 904 648                     | 83 174                     | 2 427 024                     |
| 2002101000 | Tomatoe,cooked otw than by steam/boilingin water not prep/pres         | 116 532                        | 375 833                       | 123 392                    | 347 801                       |
| 2002109000 | Tomatoe,not cooked otw thn by steam/boilin water not prep/pres         | 61 642                         | 194 177                       | 40 222                     | 123 956                       |
| 2002901000 | Tomato paste,not prepared or preservedby vinegar or acetic acid        | 959 003                        | 9 377 640                     | 999 427                    | 8 755 975                     |
| 2002902000 | Oth tomato powder,prepared/preservedotherwise than by vinega           | 4 050                          | 17 479                        | 16 682                     | 72 312                        |
| 2002909000 | Other tomatoes, prepared/preservedotherwise than by vinegar/ac         | 12 000                         | 316 878                       | 43 200                     | 387 469                       |
| 2003100000 | Mushrooms of the genus agaricus, notprep/presrv by vinegar/a           | 93 689                         | 1 702 985                     | 114 178                    | 1 842 598                     |
| 2003901000 | Truffles, not prepared/preserved byvinegar or acetic acid              | 0                              | 2 421                         | 0                          | 144 519                       |
| 2003909000 | Oth mushrooms, not prepared/preservedby vinegar or acetic acid         | 14 078                         | 180 788                       | 24 867                     | 239 479                       |
| 2004100000 | Potatoes, frozen, not preprd/preservedby vinegar or acetic acid        | 4 199 778                      | 28 710 714                    | 5 247 246                  | 34 542 547                    |
| 2004909000 | Oth vegetables &mixtures of vegetables,frozn,prep/presrv by vine       | 26 356                         | 1 748 169                     | 47 239                     | 2 048 950                     |
| 2005101000 | Homogenis vegetabl in airtightcontainernot frozn,not prep/presrv       | 0                              | 2 000                         | 0                          | 14 585                        |
| 2005109000 | Hmgnis vegetbl not in airtightcontainernot frozn,not prep/presrv t     | 18 154                         | 148 769                       | 43 563                     | 299 755                       |
| 2005201100 | Potatoe chip&stick in airtightcontainernot frozn,not prep/presrv b     | 4 136                          | 40 805                        | 35 220                     | 291 284                       |
| 2005209100 | Other potatoes in airtight containers,not frozn,not prep/presrv by     | 33 264                         | 131 351                       | 83 329                     | 430 061                       |
| 2005209900 | Other potatoe,not in airtightcontainsnot frozn,not prep/presrv by      | 0                              | 39 556                        | 0                          | 290 024                       |
| 2005400000 | Peas (pisum sativum), not frozen,notprepard/presrvd by vinegar/        | 455 077                        | 1 882 326                     | 232 393                    | 1 033 909                     |
| 2005510000 | Beans,shelled, not frozen, not preparedor preserved by vinegar or      | 30 986                         | 236 093                       | 49 945                     | 360 622                       |
| 2005599000 | Oth bean not in airtightcontnr,notfroznnot prep/presrv by vinegar      | 23 464                         | 151 106                       | 51 775                     | 268 975                       |
| 2005600000 | Asparagus, not frozen, not preparedor preserved by vinegar or ace      | 22 257                         | 259 841                       | 17 545                     | 245 199                       |
| 2005700000 | Olives, not frozen, not preparedor preserved by vinegar or acetic a    | 2 426                          | 30 480                        | 9 601                      | 98 539                        |
| 2005800000 | Sweet corn-zea mays var.saccharata,notfrozen,not prep by vinegai       | 242 287                        | 1 837 109                     | 374 662                    | 2 177 320                     |
| 2005910000 | Bamboo shoots,not frozen,not preparedby vinegar/acid                   | 17 222                         | 72 918                        | 12 864                     | 53 724                        |
| 2005991000 | Oth vegetabl&mixtr of veqt in airtightcontainr,not frozn,not prep t    | 2 394                          | 83 522                        | 17 148                     | 1 904 360                     |
| 2005999000 | Oth vgtbl&mixtr of veqt not in airtghtcontainr,not frozn,not prep t    | 105 772                        | 996 305                       | 168 199                    | 2 328 774                     |
| 2006000000 | Vegetables,fruit,nuts,fruit-peel &oth parts of plants,preserved by s   | 38 819                         | 245 762                       | 82 919                     | 1 243 069                     |
| 2007100000 | Jams, fruit jellies, marmalades, fruit/nut, homogenised preparatioi    | 41 721                         | 533 082                       | 77 506                     | 1 347 398                     |
| 2007910000 | Citrus fruit   | 0                              | 9 163                         | 0                          | 27 219                        |
| 2007991000 | Fruit pastes oth than of mango,pineapples or strawberries              | 170 360                        | 4 005 199                     | 111 742                    | 4 370 527                     |
| 2007999000 | Fruit pastes of mango, pineapplesor strawberries                       | 152 078                        | 3 230 262                     | 500 502                    | 6 632 140                     |
| 2008111000 | Roasted ground nuts, othwise prepared/ preserved                       | 33 325                         | 572 245                       | 94 845                     | 1 329 549                     |
| 2008112000 | Peanut butter, othwise prepared/ preserved                             | 100                            | 461 085                       | 797                        | 1 607 989                     |
| 2008119000 | Oth ground nuts, othwise prepared/ preserved                           | 12 685                         | 308 356                       | 31 440                     | 730 076                       |
| 2008191000 | Cashew, incl. mixtures,othwiseprepared or preserved                    | 2 549                          | 31 632                        | 18 300                     | 140 167                       |
| 2008199000 | Other nuts and seeds, othwiseprepared or preserved                     | 147 205                        | 1 248 001                     | 198 258                    | 5 187 140                     |
| 2008200000 | Pineapples, othwise prepared/preserved                                 | 0                              | 52 884                        | 0                          | 57 200                        |
| 2008301000 | Citrus fruit,added sugar/oth.sweetningmatter or spirit,otw prepar      | 121 059                        | 932 084                       | 133 455                    | 1 003 154                     |
| 2008309000 | Citrus fruit, no sugar/oth.sweetningmatter or spirit,otw prepared/     | 172 250                        | 5 941 359                     | 164 510                    | 6 383 626                     |

**I.3. IMPOR MENURUT KOMODITI / IMPORT BY HS COMMODITY**  
**\*\*\* NOVEMBER/NOVEMBER 2013 \*\*\***

| HS         | Uraian Komoditi<br>Commodity Description                               | Berat Bersih / Net Weight (Kg) |                               | Nilai / Value C.I.F (US\$) |                               |
|------------|--|--------------------------------|-------------------------------|----------------------------|-------------------------------|
|            |  | Bulan ini<br>Current Month     | Kumulatif<br>Cum.Jan. to date | Bulan ini<br>Current Month | Kumulatif<br>Cum.Jan. to date |
| 2008401000 | Pears,added sugar/oth.sweeteningmatter or spirit,otw prepared/p        | 5 226                          | 31 706                        | 10 626                     | 58 388                        |
| 2008501000 | Apricots,cont added sugar/oth sweetnigmatter/spirit otw prepare        | 0                              | 9 372                         | 0                          | 13 184                        |
| 2008509000 | Apricots,no sugar/oth sweetnigmatter/spirit otw prepared/preser        | 0                              | 4 200                         | 0                          | 21 240                        |
| 2008601000 | Cherries,cont added sugar/oth sweetnigmatter/spirit otw prepare        | 0                              | 389 127                       | 0                          | 1 003 507                     |
| 2008609000 | Cranberries, no sugar/oth sweetnigmatter/spirit otw prepared/preser    | 0                              | 307                           | 0                          | 1 203                         |
| 2008701000 | Peaches,cont added sugar/oth sweetningmatter/spirit otw prepar         | 47 032                         | 404 094                       | 75 890                     | 687 841                       |
| 2008709000 | Peaches, no sugar/oth sweetningmatter/spirit otw prepared/pres         | 2 061                          | 26 271                        | 6 156                      | 92 759                        |
| 2008801000 | Strawberrie,cont added sugar/oth sweetmatter/spirit otw prepare        | 0                              | 2 563                         | 0                          | 9 917                         |
| 2008809000 | Strawberrie, no sugar/oth sweeteningmatter/spirit otw prepared/        | 0                              | 336                           | 0                          | 1 645                         |
| 2008930000 | Cranberries, otherwise prep/preserved,whether or not containing        | 0                              | 2 066                         | 0                          | 9 771                         |
| 2008971000 | Mixture of stem,root&oth edible partofplant not incl fruit/nut,otw     | 3 598                          | 22 881                        | 5 748                      | 29 762                        |
| 2008972000 | Mxtre oth of stem,root&oth edible partofplant notincl fruit/nut,ot     | 28 553                         | 400 376                       | 38 139                     | 570 636                       |
| 2008979000 | Oth mixtures othwise prep./preserved                                   | 11 413                         | 47 683                        | 24 052                     | 149 846                       |
| 2008991000 | Lychees, othwise prepared or preserved                                 | 87 512                         | 1 122 388                     | 81 120                     | 1 232 391                     |
| 2008992000 | Longans, othwise prepared or preserved                                 | 22 525                         | 137 533                       | 49 635                     | 248 674                       |
| 2008993000 | Stem,root&oth.edible part of plant notinc fruits or nuts, otw prep/    | 15 660                         | 1 051 975                     | 61 898                     | 1 590 757                     |
| 2008994000 | Othwise prepared or preserved,added sugar/sweetening matter o          | 8 587                          | 372 097                       | 36 928                     | 1 186 656                     |
| 2008999000 | Othwise prepared or preserved, notadded sugar/sweetening matt          | 29 367                         | 440 538                       | 73 637                     | 709 982                       |
| 2009110000 | Orange juice, frozen   | 428 535                        | 5 698 333                     | 618 718                    | 11 616 968                    |
| 2009120000 | Orange juice, not frozen, of a brixvalue not exceeding 20              | 78 409                         | 682 621                       | 89 519                     | 776 232                       |
| 2009190000 | Other orange juice   | 11 966                         | 63 700                        | 25 424                     | 214 395                       |
| 2009210000 | Grapefruit (including pomelo) juice,of a brix value not exceeding 2    | 0                              | 55 010                        | 0                          | 48 790                        |
| 2009290000 | Other grapefruit juice   | 17 002                         | 303 912                       | 79 398                     | 1 613 607                     |
| 2009310000 | Juice of any other single citrusfruit, of a brix value not exceeding 2 | 566                            | 9 867                         | 4 788                      | 44 158                        |
| 2009390000 | Other juice of any other single citrusfruit                            | 417                            | 96 497                        | 746                        | 739 200                       |
| 2009410000 | Pineapple juice, of a brix value notexceeding 20                       | 11 054                         | 58 433                        | 17 476                     | 74 642                        |
| 2009490000 | Other pineapple juice  | 1 555                          | 147 771                       | 1 890                      | 197 285                       |
| 2009500000 | Tomato juice   | 3 068                          | 260 233                       | 4 207                      | 179 872                       |
| 2009610000 | Grape juice (including grape must),of a brix value not exceeding 20    | 20 250                         | 439 005                       | 19 425                     | 683 172                       |
| 2009690000 | Other grape juice  | 450                            | 1 018 447                     | 382                        | 3 253 701                     |
| 2009710000 | Apple juice, of a brix value notexceeding 20                           | 33 903                         | 314 206                       | 53 969                     | 355 338                       |
| 2009790000 | Other apple juice  | 193 767                        | 1 189 102                     | 407 704                    | 2 617 566                     |
| 2009819000 | Cranberry juice not for infant use                                     | 0                              | 126 905                       | 0                          | 305 302                       |
| 2009891000 | Blackcurrant juice   | 0                              | 8 243                         | 0                          | 47 511                        |
| 2009899900 | Oth juice of any oth single fruit /vegetables not for infant use       | 40 446                         | 439 234                       | 76 115                     | 1 059 192                     |
| 2009901000 | Mixtures of juices for instant use                                     | 0                              | 24                            | 0                          | 204                           |
| 2009909000 | Mixtures of juices not for instant use                                 | 296 406                        | 2 814 259                     | 312 903                    | 3 102 897                     |
| 2101111000 | Instant coffee   | 1 097 252                      | 12 811 704                    | 8 092 515                  | 79 118 720                    |
| 2101119000 | Extracts, essences and concentratesoth than coffee                     | 57 950                         | 421 167                       | 263 658                    | 1 791 415                     |
| 2101129000 | Prep w/ basis extrct, esenc/concrtts/ w/basis coffee,oth thn mxtr i    | 373 342                        | 1 241 149                     | 2 524 936                  | 7 515 194                     |
| 2101201000 | Tea preprtn consisting of a mixtureof tea, milk powder and sugar       | 17 131                         | 176 139                       | 83 985                     | 746 258                       |
| 2101209000 | Oth extract,essence,concentrate, of teaor mate & prep. milk powc       | 124 939                        | 1 644 346                     | 1 048 214                  | 11 553 072                    |
| 2101300000 | Roasted chicory&oth.roasted coffee substitute,extract,essence&c        | 0                              | 426                           | 0                          | 3 280                         |
| 2102100000 | Active yeasts  | 131 667                        | 3 084 499                     | 375 454                    | 8 219 181                     |
| 2102200000 | Inactive yeasts; oth single-cell microorganisms, dead                  | 627 583                        | 7 808 953                     | 578 671                    | 6 871 226                     |
| 2102300000 | Prepared baking powders  | 377 882                        | 4 512 715                     | 1 427 199                  | 14 073 931                    |
| 2103100000 | Soya sauce   | 1 532 508                      | 11 437 683                    | 1 275 717                  | 10 466 901                    |
| 2103200000 | Tomato ketchup and other tomato sauces                                 | 41 188                         | 720 469                       | 78 528                     | 1 379 768                     |
| 2103300000 | Mustard flour & meal & prepared mustard                                | 13 967                         | 57 184                        | 48 756                     | 252 083                       |
| 2103901000 | Chilli sauce   | 14 728                         | 21 643                        | 29 019                     | 45 670                        |
| 2103903000 | Fish sauce   | 111 390                        | 1 190 927                     | 109 851                    | 1 152 248                     |
| 2103904000 | Oth mixed condiments and mixedseasonings, including belachan           | 8 586                          | 75 024                        | 40 045                     | 195 795                       |
| 2103909000 | Oth sauces and preparations therefor;mustard flour & meal & prej       | 1 244 858                      | 14 914 987                    | 3 296 459                  | 40 352 095                    |
| 2104101100 | Soups and broths & preparationtherefor containing meat for infan       | 0                              | 12                            | 0                          | 358                           |
| 2104101900 | Soups and broths & preparationtherefor cont meat not for infant u      | 2 552                          | 60 842                        | 3 500                      | 147 464                       |
| 2104109100 | Soups and broths & preparationtherefor not cont meat for infant u      | 0                              | 10 000                        | 0                          | 33 301                        |
| 2104109900 | Soups and broths & preparationtherfor not cont meat notfor infan       | 18 287                         | 356 183                       | 98 341                     | 1 296 770                     |
| 2104201100 | Homogenised composite food preparation,containing meat for infan       | 0                              | 2 756                         | 0                          | 24 689                        |
| 2104201900 | Homogenised composite food preparation,containing meat not for         | 70                             | 1 697                         | 1 160                      | 3 975                         |
| 2104209100 | Homogenised composite food preparation,not containing meat for         | 0                              | 2 840                         | 0                          | 24 906                        |
| 2104209900 | Homogenised composite food preparation,not containing meat not         | 10 000                         | 21 822                        | 30 500                     | 59 285                        |
| 2105000000 | Ice cream and other edible ice, whetheror not containing cocoa         | 717 770                        | 3 922 112                     | 1 709 167                  | 11 194 164                    |
| 2106100000 | Protein concentrates and texturedprotein substances                    | 665 803                        | 11 159 868                    | 1 606 910                  | 23 292 376                    |
| 2106901000 | Dried bean curd and bean curd sticks                                   | 6 000                          | 107 982                       | 13 263                     | 165 130                       |
| 2106902000 | Flavoured or colored syrups  | 303 288                        | 1 914 667                     | 769 458                    | 6 590 749                     |
| 2106903000 | Non-dairy creamer  | 5 943 944                      | 72 823 479                    | 11 040 983                 | 135 263 047                   |
| 2106904100 | Autolysed yeast preparations in powderform                             | 18 497                         | 987 041                       | 210 334                    | 7 454 235                     |
| 2106904900 | Autolysed yeast preparations not in powder form                        | 41 900                         | 712 649                       | 149 843                    | 2 343 554                     |
| 2106905100 | Non-alcoholic prep of raw material forthe manufact of composite        | 50 783                         | 503 237                       | 184 602                    | 2 800 273                     |
| 2106905200 | Non-alcoholic composite concentrts forsimple dilution w/ water tc      | 393 355                        | 4 175 506                     | 4 707 835                  | 60 336 922                    |
| 2106905300 | Ginseng based products   | 1 150                          | 58 961                        | 42 552                     | 758 922                       |

**I.3. IMPOR MENURUT KOMODITI / IMPORT BY HS COMMODITY**  
**\*\*\* NOVEMBER/NOVEMBER 2013 \*\*\***

| HS         | Uraian Komoditi<br>Commodity Description                           | Berat Bersih / Net Weight (Kg) |                               | Nilai / Value C.I.F (US\$) |                               |
|------------|--|--------------------------------|-------------------------------|----------------------------|-------------------------------|
|            |  | Bulan ini<br>Current Month     | Kumulatif<br>Cum.Jan. to date | Bulan ini<br>Current Month | Kumulatif<br>Cum.Jan. to date |
| 2106905900 | Other non-alcoholic preparations use formaking / manufacturing t   | 283 111                        | 8 072 507                     | 2 686 675                  | 38 312 151                    |
| 2106907000 | Food supplements   | 713 466                        | 8 712 084                     | 10 207 082                 | 118 162 700                   |
| 2106908000 | Fortificant premixes   | 112 321                        | 1 136 529                     | 249 016                    | 3 931 065                     |
| 2106909100 | Oth mixtures of chemicals/oth substancesof a kind used for food p  | 4 815                          | 711 859                       | 52 569                     | 1 146 416                     |
| 2106909200 | Ginseng based preparations   | 1 083                          | 12 652                        | 14 276                     | 388 891                       |
| 2106909300 | Foods preparations for lactase deficientinfants                    | 200                            | 700                           | 2 834                      | 9 698                         |
| 2106909400 | Other food preparations for infant use                             | 49 401                         | 700 727                       | 606 479                    | 8 256 927                     |
| 2106909500 | Seri kaya  | 0                              | 7 374                         | 0                          | 48 764                        |
| 2106909600 | Other medical foods  | 26 420                         | 129 300                       | 316 168                    | 1 573 867                     |
| 2106909800 | Other flavouring preparations                                      | 203 176                        | 1 968 018                     | 1 014 214                  | 11 479 624                    |
| 2106909990 | Other food preparations not elsewherespecified or included         | 684 504                        | 11 249 619                    | 4 166 028                  | 81 608 249                    |
| 2201100010 | Mineral waters   | 167 700                        | 1 583 103                     | 81 776                     | 1 209 606                     |
| 2201100020 | Aerated waters   | 37                             | 14 319                        | 11 841                     | 25 717                        |
| 2201901000 | Ice and snow   | 46                             | 90                            | 5 577                      | 6 102                         |
| 2201909010 | Demineralized waters   | 0                              | 8                             | 0                          | 21 455                        |
| 2201909090 | Other waters not containing added sugaror oth sweetening matter    | 0                              | 19 769                        | 0                          | 21 099                        |
| 2202101000 | Sparkling mineral waters and aeratedwaters, flavoured              | 79 037                         | 505 141                       | 70 911                     | 499 272                       |
| 2202109000 | Other waters, containing added sugar/oth sweetening or flavoure    | 4 318 897                      | 33 865 788                    | 2 471 753                  | 21 693 848                    |
| 2202901000 | Flavoured uht milk drinks  | 220 764                        | 1 793 928                     | 351 147                    | 2 698 140                     |
| 2202902000 | Soya milk drinks   | 504 036                        | 5 150 649                     | 349 989                    | 3 857 986                     |
| 2202903000 | Oth non-aerated beverage ready forimmediate consumption with       | 2 144 652                      | 28 588 579                    | 2 628 850                  | 25 709 823                    |
| 2202909000 | Oth non-alcoholic beverages, excludingfruit or vegetable juices    | 2 950 422                      | 42 894 937                    | 2 146 778                  | 25 163 666                    |
| 2203001000 | Beer made from malt, Stout and porter                              | 8                              | 1 499                         | 136                        | 13 957                        |
| 2203009000 | Other beer made from malt,including ale                            | 2 667                          | 79 946                        | 9 532                      | 202 355                       |
| 2204100000 | Sparkling wine   | 5 770                          | 11 288                        | 57 642                     | 139 150                       |
| 2204211100 | Wine, in containers <= 2 l, alcoholicstrength by volume <= 15%     | 77                             | 23 825                        | 1 329                      | 263 921                       |
| 2204212100 | Grape must,in container <=2 l,alcoholicstrength by volume <= 15%   | 4 088                          | 15 293                        | 42 326                     | 178 847                       |
| 2204212200 | Grape must,in container <=2 l,alcoholicstrength by volume > 15%    | 0                              | 398                           | 0                          | 5 865                         |
| 2204291100 | Wine, in containers > 2 l, alcoholicstrength by volume <= 15%      | 0                              | 74 339                        | 0                          | 311 433                       |
| 2204301000 | Other grape must, alcoholic strength byvolume <= 15%               | 12 831                         | 215 297                       | 67 502                     | 930 064                       |
| 2205101000 | Vermouth & oth wine,in container <=2 l,alcoholic strength by volu  | 0                              | 80                            | 0                          | 1 243                         |
| 2205102000 | Vermouth & oth wine,in container <=2 l,alcoholic strength by volu  | 0                              | 680                           | 0                          | 5 219                         |
| 2205902000 | Vermouth & oth wine,in container > 2 l,alcoholic strength by volur | 0                              | 84                            | 0                          | 707                           |
| 2206002000 | Sake (rice wine)   | 0                              | 10 066                        | 0                          | 34 279                        |
| 2207100000 | Undenatured ethylalcohol of alcoholic                              | 37 610                         | 227 755                       | 160 249                    | 1 297 670                     |
| 2207201100 | Ethyl alcohol of an alcoholic strength                             | 1 610                          | 30 131                        | 2 759                      | 104 827                       |
| 2207201900 | Oth denatured ethyl alcohol, including                             | 0                              | 44 795                        | 0                          | 50 002                        |
| 2207209000 | Other ethyl alcohol and other spirits                              | 0                              | 2 175                         | 0                          | 9 794                         |
| 2208205000 | Brandy   | 0                              | 448                           | 0                          | 4 127                         |
| 2208209000 | Other spirits obtained by distilling                               | 4 385                          | 44 466                        | 43 819                     | 549 449                       |
| 2208300000 | Whiskies   | 150 488                        | 567 978                       | 1 138 432                  | 5 243 210                     |
| 2208400000 | Rum & oth spirit obtained by                                       | 1 518                          | 24 797                        | 12 460                     | 172 510                       |
| 2208500000 | Gin & geneva   | 3 973                          | 33 790                        | 29 649                     | 303 860                       |
| 2208600000 | Vodka  | 15 533                         | 91 740                        | 131 646                    | 718 028                       |
| 2208700000 | Liqueurs & cordials  | 13 245                         | 40 076                        | 94 344                     | 358 334                       |
| 2208908000 | Bitters & similar beverages of analcoholic strength by volume > 57 | 0                              | 68                            | 0                          | 410                           |
| 2208909000 | Other spirituous beverages   | 1 640                          | 20 098                        | 15 109                     | 207 476                       |
| 2209000000 | Vinegar and substitutes for vinegarobtained from acetic acid       | 32 076                         | 816 526                       | 99 032                     | 1 087 317                     |
| 2301100000 | Flours, meals & pellets, of meat / meatoffal; greaves              | 6 128 287                      | 75 079 580                    | 4 998 671                  | 64 704 339                    |
| 2301201000 | Flours,meal&pellet,of fish w/ a proteincontent weight <60% /crust  | 2 008 940                      | 24 043 188                    | 1 834 858                  | 24 737 995                    |
| 2301202000 | Flours,meal&pellet,of fish w/ a proteincontent weight >=60% /cru:  | 3 467 498                      | 28 663 776                    | 4 105 867                  | 40 298 803                    |
| 2301209000 | Oth flours,meals&pellets unfit for humanconsumpsion                | 4 059 663                      | 40 279 312                    | 4 596 322                  | 47 385 326                    |
| 2302100000 | Bran, sharps and other residues of maize(corn)                     | 70 819                         | 2 934 544                     | 62 779                     | 2 607 160                     |
| 2302300000 | Bran, sharps and other residues of wheat                           | 481 925                        | 4 775 416                     | 169 108                    | 1 923 739                     |
| 2302401000 | Bran, sharps and other residues of rice                            | 0                              | 8                             | 0                          | 884                           |
| 2302500000 | Bran, sharps and other residues ofleguminous plants                | 326 050                        | 8 282 240                     | 113 884                    | 3 236 228                     |
| 2303101000 | Residues of starch manufacture of manioc(cassava) or sago          | 0                              | 42 015                        | 0                          | 96 635                        |
| 2303109000 | Other residues of starch and similarresidues                       | 24 343 855                     | 236 151 255                   | 18 054 216                 | 176 467 414                   |
| 2303300000 | Brewing or distilling dregs and waste                              | 8 947 552                      | 210 328 627                   | 3 127 171                  | 76 745 538                    |
| 2304001000 | Defalted soya been flour, fit for humanconsumpsion                 | 124 710                        | 1 525 515                     | 68 765                     | 1 087 395                     |
| 2304009000 | Oil-cake&other solid residues, fromextraction of soyabean oil      | 166 416 220                    | 3 161 444 588                 | 90 892 846                 | 1 744 909 217                 |
| 2306411000 | Oil-cake and other solid residues of lowerucic acid rape seeds     | 2 211 206                      | 50 238 674                    | 586 128                    | 16 184 434                    |
| 2306412000 | Oil-cake and other solid residues of lowerucic acid colza seeds    | 102 980                        | 1 207 430                     | 42 737                     | 482 978                       |
| 2306491000 | Oil-cake and other solid residues of othrape seeds                 | 9 979 766                      | 91 377 456                    | 2 654 279                  | 28 108 211                    |
| 2306492000 | Oil-cake and other solid residues of othcolza seeds                | 67 700                         | 248 180                       | 19 295                     | 84 973                        |
| 2306500000 | Oil-cake and other solid residues ofcoconut/copra                  | 115 000                        | 1 195 000                     | 7 774                      | 74 694                        |
| 2306901000 | Oil-cake and other solid residues ofmaize (corn) germ              | 1 560 881                      | 33 998 555                    | 883 709                    | 24 085 328                    |
| 2306909000 | Other oil-cake and other solid residues                            | 1 153 340                      | 25 374 780                    | 252 364                    | 5 598 452                     |
| 2308000000 | Vegetable materials and waste, residuesof a kind used in animal fe | 153 804                        | 2 747 064                     | 52 192                     | 1 068 194                     |
| 2309101000 | Dog or cat food, put up for retail sale,containing meat            | 1 497 236                      | 15 235 104                    | 1 625 602                  | 18 055 724                    |
| 2309109000 | Dog or cat food, put up for retail sale,not containing meat        | 1 086 108                      | 14 906 444                    | 1 613 128                  | 19 317 544                    |

**I.3. IMPOR MENURUT KOMODITI / IMPORT BY HS COMMODITY**  
**\*\*\* NOVEMBER/NOVEMBER 2013 \*\*\***

| HS         | Uraian Komoditi<br>Commodity Description                              | Berat Bersih / Net Weight (Kg) |                               | Nilai / Value C.I.F (US\$) |                               |
|------------|---|--------------------------------|-------------------------------|----------------------------|-------------------------------|
|            |   | Bulan ini<br>Current Month     | Kumulatif<br>Cum.Jan. to date | Bulan ini<br>Current Month | Kumulatif<br>Cum.Jan. to date |
| 2309901100 | Complete feed of a kind suitable for poultry                          | 424 800                        | 2 462 200                     | 264 365                    | 1 683 303                     |
| 2309901200 | Complete feed of a kind suitable for swine                            | 2 773 117                      | 41 029 370                    | 1 230 267                  | 17 159 929                    |
| 2309901300 | Complete feed of a kind suitable for prawns                           | 391 897                        | 3 795 460                     | 403 808                    | 3 855 252                     |
| 2309901400 | Complete feed of a kind suitable for primates                         | 0                              | 57 589                        | 0                          | 43 379                        |
| 2309901900 | Other complete feed   | 207 980                        | 1 780 265                     | 173 503                    | 1 988 778                     |
| 2309902000 | Premixes, feed supplements and feed additives for animal              | 3 494 286                      | 95 307 208                    | 10 711 823                 | 121 936 974                   |
| 2309903000 | Other preparations of a kind used in animal feeding, containing me    | 29 176 284                     | 258 667 327                   | 20 756 237                 | 191 378 055                   |
| 2309909000 | Other preparations of a kind used in animal feeding, not containing   | 18 693 483                     | 171 731 995                   | 14 875 679                 | 143 301 953                   |
| 2401101000 | Virginia tobacco, not stemmed/stripped, flue-cured                    | 989 798                        | 25 863 965                    | 2 090 574                  | 96 363 008                    |
| 2401102000 | Virginia tobacco, not stemmed/stripped, not flue-cured                | 33 000                         | 99 066                        | 217 930                    | 1 036 114                     |
| 2401104000 | Burley tobacco, not stemmed/stripped                                  | 0                              | 2 073 115                     | 0                          | 11 558 894                    |
| 2401105000 | Oth tobacco, not stemmed/stripped, flue-cured                         | 300 000                        | 998 061                       | 1 530 600                  | 5 201 821                     |
| 2401109000 | Oth tobacco, not stemmed/stripped, not flue-cured                     | 1 258 867                      | 14 541 154                    | 6 636 726                  | 90 064 860                    |
| 2401201000 | Virginia tobacco, partly or wholly stemmed/stripped, flue-cured       | 3 788 763                      | 32 205 262                    | 23 632 836                 | 192 230 848                   |
| 2401202000 | Virginia tobacco, partly or wholly stemmed/stripped, not flue-curec   | 59 400                         | 240 382                       | 261 083                    | 344 870                       |
| 2401203000 | Oriental tobacco, partly or wholly stemmed/stripped                   | 1 696 903                      | 14 238 094                    | 11 437 958                 | 91 385 718                    |
| 2401204000 | Burley tobacco, partly or wholly stemmed/stripped                     | 1 201 671                      | 5 958 032                     | 8 806 924                  | 39 430 180                    |
| 2401205000 | Oth tobacco, partly or wholly stemmed/stripped, flue-cured            | 3 570                          | 414 559                       | 354 426                    | 5 527 839                     |
| 2401209000 | Oth tobacco, partly or wholly stemmed/stripped, not flue-cured        | 179 458                        | 4 664 258                     | 1 538 757                  | 28 729 570                    |
| 2401301000 | Tobacco stems   | 436 374                        | 9 509 299                     | 823 865                    | 8 387 896                     |
| 2401309000 | Other tobacco refuse  | 40 350                         | 1 009 705                     | 35 193                     | 1 380 470                     |
| 2402100000 | Cigars, cheroots and cigarillos, containing tobacco                   | 4 613                          | 54 093                        | 31 369                     | 528 674                       |
| 2402201000 | Beedies   | 0                              | 297 000                       | 0                          | 1 880 010                     |
| 2402209000 | Other cigarettes containing tobacco                                   | 120 610                        | 1 045 884                     | 1 814 908                  | 14 557 554                    |
| 2402902000 | Cigarettes of tobacco substitutes                                     | 4 799                          | 12 476                        | 180 236                    | 443 975                       |
| 2403192000 | Oth manufactured tobacco for the manufacture of cigarette             | 474 240                        | 7 217 224                     | 3 102 418                  | 50 728 688                    |
| 2403199000 | Other smoking tobacco, whether or not containing tobacco substiti     | 19 790                         | 47 549                        | 173 780                    | 463 153                       |
| 2403919000 | Homogenised or reconstituted tobacco, packed not for retail sale      | 156 056                        | 2 492 029                     | 522 268                    | 8 538 648                     |
| 2403991000 | Tobacco extracts and essences   | 0                              | 920                           | 0                          | 21 572                        |
| 2403993000 | Manufactured tobacco substitutes                                      | 0                              | 840                           | 0                          | 8 449                         |
| 2403999000 | Oth manufactures tobacco & manufactured tobacco substitutes           | 281 607                        | 1 655 099                     | 1 979 785                  | 11 503 184                    |
| 2501001000 | Table salt  | 92                             | 400                           | 400                        | 2 449                         |
| 2501002000 | Rock salt   | 383                            | 13 595                        | 1 645                      | 85 629                        |
| 2501005000 | Sea water   | 0                              | 754                           | 0                          | 10 904                        |
| 2501009010 | Oth salt cont. at least 94.7% sodium chloride calculated on a dry ba  | 217 536 444                    | 1 851 678 409                 | 10 291 240                 | 85 433 173                    |
| 2501009090 | Other salt and sea water  | 24 036                         | 643 690                       | 3 934                      | 94 986                        |
| 2502000000 | Unroasted iron pyrites  | 20 000                         | 287 000                       | 9 700                      | 110 690                       |
| 2503000000 | Sulphur of all kinds, oth than sublimed, precipitated and colloidal s | 31 569 908                     | 320 177 308                   | 3 666 357                  | 53 332 976                    |
| 2504100000 | Natural graphite, in powder or in flakes                              | 1 041 063                      | 13 446 419                    | 301 892                    | 4 538 335                     |
| 2504900000 | Natural graphite, not in powder nor in flakes                         | 69 140                         | 905 769                       | 121 347                    | 1 282 255                     |
| 2505100000 | Silica sands and quartz sands   | 4 485 800                      | 32 090 190                    | 812 037                    | 4 601 673                     |
| 2505900000 | Other natural sands, whether/not colored other than metal-bearing     | 92 316                         | 2 517 883                     | 45 283                     | 1 816 380                     |
| 2506100000 | Quartz  | 719 803                        | 9 872 964                     | 114 247                    | 1 413 819                     |
| 2506200000 | Quartzite   | 73 289                         | 2 816 699                     | 27 619                     | 549 591                       |
| 2507000000 | Kaolin and other kaolinic clays, whether or not calcined              | 9 922 538                      | 102 814 343                   | 3 306 387                  | 32 301 915                    |
| 2508100000 | Bentonite   | 3 104 042                      | 285 702 233                   | 1 563 665                  | 33 597 885                    |
| 2508300000 | Fire-clay   | 1 023 091                      | 9 042 743                     | 554 105                    | 3 929 876                     |
| 2508401000 | Fuller's earth  | 2 256 119                      | 13 649 697                    | 452 553                    | 3 320 113                     |
| 2508409000 | Other clays   | 4 219 444                      | 55 964 479                    | 2 615 560                  | 23 553 798                    |
| 2508500000 | Andalusite, kyanite and sillimanite                                   | 342 698                        | 1 843 571                     | 182 212                    | 973 347                       |
| 2508600000 | Mullite   | 100 001                        | 2 474 153                     | 55 337                     | 968 130                       |
| 2508700000 | Chamotte or dinas earths  | 557 771                        | 2 851 219                     | 294 642                    | 1 344 529                     |
| 2509000000 | Chalk   | 29 331                         | 459 214                       | 52 858                     | 538 964                       |
| 2510101000 | Apatite, unground   | 147 017                        | 743 777                       | 175 053                    | 1 107 121                     |
| 2510109000 | Oth natural calcium phosphates, natural aluminium calcium phosph      | 42 200 000                     | 891 517 811                   | 6 287 800                  | 144 200 071                   |
| 2510209000 | Oth natural calcium phosphates, natural aluminium calcium phosph      | 0                              | 1 317 569                     | 0                          | 960 960                       |
| 2511100000 | Natural barium sulphate (barytes)                                     | 536 850                        | 124 098 824                   | 409 979                    | 23 031 043                    |
| 2511200000 | Natural barium carbonate (witherite)                                  | 0                              | 7                             | 0                          | 55                            |
| 2512000000 | Siliceous fossil meals and similar siliceous earths                   | 291 736                        | 5 553 730                     | 246 442                    | 3 569 050                     |
| 2513100000 | Pumice stone  | 7 006                          | 78 228                        | 11 101                     | 237 066                       |
| 2513200000 | Emery, natural corundum, natural garnet and other natural abrasiv     | 804 620                        | 14 163 128                    | 394 953                    | 5 542 515                     |
| 2514000000 | Slate, whether or not roughly trimmed or merely cut                   | 128 327                        | 1 125 212                     | 68 043                     | 802 716                       |
| 2515110000 | Marble and travertine, crude or roughly trimmed                       | 673 755                        | 9 393 770                     | 111 986                    | 1 589 242                     |
| 2515121000 | Marble and travertine, merely cut into blocks                         | 2 121 730                      | 42 426 173                    | 1 138 667                  | 11 772 299                    |
| 2515122000 | Marble and travertine, merely cut into slabs                          | 1 917 887                      | 28 747 581                    | 862 279                    | 13 590 981                    |
| 2516110000 | Granite, crude or roughly trimmed                                     | 0                              | 6 332 381                     | 0                          | 87 472                        |
| 2516121000 | Granite, merely cut into blocks                                       | 242 570                        | 3 683 250                     | 81 964                     | 1 047 245                     |
| 2516122000 | Granite, merely cut into slabs  | 1 150 784                      | 13 213 506                    | 482 439                    | 5 127 526                     |
| 2516201000 | Sandstone, crude or roughly trimmed                                   | 40 000                         | 111 451                       | 12 960                     | 30 678                        |
| 2516202000 | Sandstone, merely cut into blocks or slabs                            | 49 578                         | 225 959                       | 24 278                     | 148 817                       |
| 2516900000 | Other monumental or building stone                                    | 54 591                         | 270 401                       | 13 580                     | 85 370                        |

**I.3. IMPOR MENURUT KOMODITI / IMPORT BY HS COMMODITY**  
**\*\*\* NOVEMBER/NOVEMBER 2013 \*\*\***

| H S        | Uraian Komoditi<br>Commodity Description                              | Berat Bersih / Net Weight (Kg) |                               | Nilai / Value C.I.F (US\$) |                               |
|------------|---|--------------------------------|-------------------------------|----------------------------|-------------------------------|
|            |   | Bulan ini<br>Current Month     | Kumulatif<br>Cum.Jan. to date | Bulan ini<br>Current Month | Kumulatif<br>Cum.Jan. to date |
| 2517100000 | Pebbles, gravel, broken/crushed stonewhether or not heat treatec      | 21 404 097                     | 396 981 550                   | 353 903                    | 4 600 557                     |
| 2517200000 | Macadam of slag, dross or similar industrial waste                    | 10 000                         | 10 000                        | 2 700                      | 2 700                         |
| 2517410000 | Granules, chippings and powder of marble                              | 31 667                         | 1 420 598                     | 9 303                      | 291 100                       |
| 2517490000 | Granules, chippings & powder of stoneswhether or not heat treatec     | 218 992                        | 1 167 434                     | 86 094                     | 481 264                       |
| 2518100000 | Dolomite, not calcined or sintered                                    | 161 000                        | 2 936 706                     | 12 880                     | 287 331                       |
| 2518200000 | Dolomite, calcined or sintered  | 123 330                        | 4 653 981                     | 34 779                     | 879 901                       |
| 2518300000 | Dolomite, ramming mix   | 0                              | 792 000                       | 0                          | 142 447                       |
| 2519100000 | Natural magnesium carbonate (magnesite)                               | 151 587                        | 5 332 232                     | 39 030                     | 2 109 031                     |
| 2519901000 | Fused magnesia; dead-burned magnesia                                  | 2 869 144                      | 12 836 221                    | 869 489                    | 2 899 223                     |
| 2519902000 | Oth magnesium oxide, whether or not pure                              | 1 871 079                      | 27 118 780                    | 997 012                    | 12 318 191                    |
| 2520100000 | Gypsum, anhydrite   | 157 796 997                    | 1 760 768 404                 | 5 254 699                  | 57 572 800                    |
| 2520201000 | Plasters, of a kind use suitable for use in dentistry                 | 0                              | 87 513                        | 0                          | 101 601                       |
| 2520209000 | Other plasters  | 1 355 163                      | 28 503 666                    | 274 666                    | 4 800 563                     |
| 2521000000 | Limestone flux; limestone and other calcareous stone of lime or ce    | 14 775 002                     | 214 603 709                   | 398 881                    | 5 457 357                     |
| 2522100000 | Quicklime   | 2 524 862                      | 35 014 003                    | 294 131                    | 4 345 658                     |
| 2522200000 | Slaked lime   | 2 755 025                      | 13 549 401                    | 393 146                    | 2 345 240                     |
| 2522300000 | Hydraulic lime  | 0                              | 401 990                       | 0                          | 71 113                        |
| 2523101000 | Cement clinkers, for white cement                                     | 0                              | 5 255 661                     | 0                          | 537 740                       |
| 2523109000 | Other cement clinkers   | 99 072 880                     | 736 999 296                   | 5 059 333                  | 38 125 475                    |
| 2523210000 | Portland cement, white cement, whether or not artificially coloured   | 0                              | 11 904 426                    | 0                          | 831 887                       |
| 2523291000 | Portland cement, coloured cement                                      | 91 779 148                     | 981 999 637                   | 5 984 623                  | 66 955 941                    |
| 2523299000 | Other portland cements  | 900 000                        | 258 925 122                   | 48 911                     | 26 172 447                    |
| 2523300000 | Aluminous cement  | 701 794                        | 4 854 372                     | 575 454                    | 3 991 807                     |
| 2523900000 | Other hydraulic cements   | 132 055 509                    | 1 367 760 029                 | 9 099 176                  | 96 389 609                    |
| 2524900000 | Other asbestos  | 12 340 000                     | 145 352 030                   | 8 402 542                  | 91 747 536                    |
| 2525100000 | Crude mica and mica rifted into sheets or splittings                  | 1 106                          | 14 553                        | 12 704                     | 31 051                        |
| 2525200000 | Mica powder   | 145 892                        | 3 055 296                     | 374 282                    | 4 287 311                     |
| 2525300000 | Mica waste  | 0                              | 4 585                         | 0                          | 8 358                         |
| 2526100000 | Natural steatite, not crushed, not powdered                           | 50 000                         | 1 225 009                     | 8 250                      | 266 812                       |
| 2526201000 | Talc powder, crushed or powdered                                      | 9 009 670                      | 95 814 321                    | 2 218 846                  | 24 096 753                    |
| 2526209000 | Oth natural steatite, crushed/powdered                                | 402 591                        | 8 569 983                     | 169 988                    | 1 481 129                     |
| 2528000000 | Natural borates and concentrates; natural boric acid containing < 8%  | 120 140                        | 1 993 133                     | 80 862                     | 1 268 388                     |
| 2529100000 | Feldspar  | 42 750 505                     | 327 742 809                   | 3 101 166                  | 26 774 340                    |
| 2529210000 | Fluorspar, containing by weight 97% or less of calcium fluoride       | 172 000                        | 4 737 045                     | 48 553                     | 1 492 498                     |
| 2529220000 | Fluorspar, containing by weight more than 97% of calcium fluoride     | 120 000                        | 1 840 827                     | 65 446                     | 1 115 981                     |
| 2529300000 | Leucite; nepheline & nepheline syenite                                | 224 179                        | 2 063 002                     | 108 606                    | 831 736                       |
| 2530100000 | Vermiculite, perlite and chlorites, unexpanded                        | 1 412 060                      | 6 372 807                     | 755 638                    | 2 360 222                     |
| 2530201000 | Kieserite   | 6 931 467                      | 142 900 805                   | 1 268 153                  | 26 045 776                    |
| 2530202000 | Epsomite  | 0                              | 15                            | 0                          | 1 903                         |
| 2530901000 | Zirconium silicates of a kind used as opacifiers                      | 193 190                        | 1 951 297                     | 265 537                    | 2 909 118                     |
| 2530909000 | Other mineral substances not elsewhere specified or included          | 1 910 189                      | 29 576 386                    | 697 000                    | 6 897 261                     |
| 2601110000 | Iron ores and concentrates, other than roasted iron pyrites: non ag   | 440 464 719                    | 1 685 175 018                 | 50 894 060                 | 265 920 698                   |
| 2601120000 | Iron ores and concentrates, other than roasted iron pyrites: agglom   | 0                              | 385 712                       | 0                          | 359 248                       |
| 2601200000 | Roasted iron pyrites  | 750                            | 966 765                       | 1 948                      | 440 599                       |
| 2602000000 | Manganese ores & concentrates, including ferruginous manganese,       | 34                             | 15 530 782                    | 820                        | 1 566 497                     |
| 2603000000 | Copper ores and concentrates  | 0                              | 73 187 152                    | 0                          | 148 622 606                   |
| 2604000000 | Nickel ores and concentrates  | 0                              | 866                           | 0                          | 3 079                         |
| 2605000000 | Cobalt ores and concentrates  | 282                            | 282                           | 239                        | 239                           |
| 2606000000 | Aluminium ores and concentrates                                       | 120 000                        | 880 329                       | 83 594                     | 600 282                       |
| 2607000000 | Lead ores and concentrates  | 49 737                         | 100 094                       | 104 970                    | 122 683                       |
| 2608000000 | Zinc ores and concentrates  | 0                              | 5 350                         | 0                          | 75 773                        |
| 2609000000 | Tin ores and concentrates   | 202 145                        | 2 234 227                     | 128 505                    | 1 596 595                     |
| 2610000000 | Chromium ores and concentrates  | 623 000                        | 4 900 406                     | 255 345                    | 2 302 769                     |
| 2611000000 | Tungsten ores and concentrates  | 0                              | 1 518                         | 0                          | 124 449                       |
| 2613100000 | Molybdenum ores and concentrates, roasted                             | 36 000                         | 36 000                        | 421 976                    | 421 976                       |
| 2613900000 | Molybdenum ores and concentrates, not roasted                         | 1                              | 14                            | 24                         | 2 169                         |
| 2614001000 | Titanium ores and concentrates, ilmenite ores and concentrates        | 8 283                          | 66 283                        | 10 199                     | 111 983                       |
| 2614009000 | Titanium ores and concentrates, other than ilmenite ores & concer     | 338 000                        | 4 243 586                     | 387 024                    | 6 323 539                     |
| 2615100000 | Zirconium ores and concentrates                                       | 624 241                        | 10 665 149                    | 830 772                    | 16 327 871                    |
| 2615900000 | Niobium, tantalum or vanadium ores and concentrates                   | 1 304                          | 239 014                       | 11 418                     | 594 513                       |
| 2616900000 | Precious metal ores other than silver ores and concentrates           | 19                             | 660                           | 280                        | 22 435                        |
| 2617100000 | Antimony ores and concentrates  | 6 061                          | 47 267                        | 35 830                     | 348 305                       |
| 2617900000 | Other ores and concentrates.  | 1 483                          | 716 680                       | 3 425                      | 373 454                       |
| 2618000000 | Granulated slag (slag sand) from the manufacture of iron or steel     | 0                              | 20 292                        | 0                          | 18 749                        |
| 2620110000 | Slag, ash & residues containing mainly zinc, hard zinc spelter        | 0                              | 46                            | 0                          | 693                           |
| 2620300000 | Slag, ash & residues containing mainly copper                         | 0                              | 1 774                         | 0                          | 25 126                        |
| 2620400000 | Slag, ash & residues containing mainly aluminium                      | 0                              | 235                           | 0                          | 211 112                       |
| 2620999000 | Other slag, ash & residues, containing metals, arsenic, or their comp | 0                              | 5 078                         | 0                          | 8 678                         |
| 2701110000 | Anthracite  | 1 970 510                      | 37 932 640                    | 530 242                    | 10 605 219                    |
| 2701121000 | Bituminous coal: coking coal  | 0                              | 258 383 702                   | 0                          | 38 655 953                    |
| 2701129000 | Bituminous coal: not coking coal                                      | 0                              | 193 063                       | 0                          | 88 708                        |

**I.3. IMPOR MENURUT KOMODITI / IMPORT BY HS COMMODITY**  
**\*\*\* NOVEMBER/NOVEMBER 2013 \*\*\***

| HS         | Uraian Komoditi<br>Commodity Description                               | Berat Bersih / Net Weight (Kg) |                               | Nilai / Value C.I.F (US\$) |                               |
|------------|--|--------------------------------|-------------------------------|----------------------------|-------------------------------|
|            |  | Bulan ini<br>Current Month     | Kumulatif<br>Cum.Jan. to date | Bulan ini<br>Current Month | Kumulatif<br>Cum.Jan. to date |
| 2701190000 | Other coal,whether or not pulverisedbut not agglomerated               | 25 971 123                     | 27 306 618                    | 4 214 044                  | 4 891 554                     |
| 2701200000 | Briquettes,ovoids & similar solidfuels manufactured from coal          | 136 120                        | 2 516 684                     | 34 363                     | 713 627                       |
| 2702100000 | Lignite, whether or not pulverised,but not agglomerated                | 9 798                          | 12 689                        | 19 310                     | 24 890                        |
| 2702200000 | Agglomerated lignite   | 22 500                         | 265 257                       | 44 541                     | 867 211                       |
| 2703001000 | Peat, whether or not compressed intobales, but not agglomerated        | 0                              | 395 545                       | 0                          | 150 895                       |
| 2703002000 | Agglomerated peat  | 0                              | 15 102                        | 0                          | 24 837                        |
| 2704001000 | Coke & semi-coke of coal   | 31 694 665                     | 125 413 254                   | 8 383 598                  | 37 264 026                    |
| 2704003000 | Retort carbon  | 846 200                        | 5 532 980                     | 265 252                    | 1 705 879                     |
| 2705000000 | Coal gas, water gas, producer gas andsimilar gases oth than petrol     | 33                             | 470                           | 1 420                      | 10 367                        |
| 2706000000 | Tar distilled from coal,from lignite orfrom peat & other mineral tar   | 3 137 380                      | 48 243 913                    | 1 854 295                  | 29 221 275                    |
| 2707100000 | Benzol (benzene)   | 1                              | 1                             | 210                        | 210                           |
| 2707200000 | Toluol (toluene)   | 1 174                          | 78 371                        | 6 465                      | 91 084                        |
| 2707300000 | Xylol (xylenes)  | 1 074                          | 1 660 909                     | 1 617                      | 2 445 908                     |
| 2707400000 | Napthalene   | 148 680                        | 1 402 847                     | 271 723                    | 2 112 103                     |
| 2707500000 | Oth aromatic hydrocarbon mix.of >= 65%by vol ,distils at 250.c, AS     | 3 704 045                      | 25 749 056                    | 4 501 262                  | 33 761 263                    |
| 2707910000 | Creosote oils  | 0                              | 64 000                        | 0                          | 132 040                       |
| 2707991000 | Carbon black feedstock   | 0                              | 117 180                       | 0                          | 260 823                       |
| 2707999000 | Other products of the distilled of hightemperature coal tar            | 3 014 958                      | 23 213 285                    | 3 265 446                  | 24 617 715                    |
| 2708100000 | Pitch  | 183 266                        | 21 406 152                    | 92 175                     | 14 600 679                    |
| 2708200000 | Pitch coke   | 0                              | 1 000                         | 0                          | 935                           |
| 2709001000 | Crude petroleum oil  | 1 312 641 150                  | 14 745 014 527                | 1 131 017 332              | 12 509 646 282                |
| 2709009000 | Other petroleum oil, crude   | 14 260                         | 140 562                       | 32 508                     | 203 347                       |
| 2710121100 | Motor spirit, of RON 97 and above,leaded                               | 0                              | 1 916                         | 0                          | 13 502                        |
| 2710121200 | Motor spirit, of RON 97 and above,unleaded                             | 0                              | 20 404                        | 0                          | 29 942                        |
| 2710121300 | Motor spirit, of RON 90 and above, butbelow RON 97, leaded             | 0                              | 84 952 227                    | 0                          | 90 828 235                    |
| 2710121400 | Motor spirit, of RON 90 and above, butbelow RON 97, unleaded           | 58 038 813                     | 171 940 981                   | 60 543 389                 | 178 552 172                   |
| 2710121500 | Other motor spirit, leaded   | 0                              | 4 393 871                     | 0                          | 4 757 053                     |
| 2710121600 | Other motor spirit, unleaded   | 1 235 524 495                  | 13 138 092 786                | 1 277 361 433              | 13 310 542 255                |
| 2710122000 | Aviation spirit, not of a kind used asjet fuel                         | 164 491                        | 1 483 365                     | 396 117                    | 3 372 137                     |
| 2710123000 | Tetrapropylene   | 0                              | 3 442 220                     | 0                          | 4 965 818                     |
| 2710124000 | White spirit   | 1 419 416                      | 8 165 338                     | 1 629 417                  | 9 603 108                     |
| 2710125000 | Low aromatic solvents containing byweight <= 1 % aromatic conte        | 2 563 217                      | 30 069 442                    | 3 330 956                  | 43 051 259                    |
| 2710126000 | Other solvent spirits  | 505                            | 31 571                        | 5 347                      | 130 838                       |
| 2710127000 | Naphtha, reformat and oth preparationsof a kind used for bledin        | 111 968 090                    | 1 392 748 252                 | 105 845 326                | 1 311 384 149                 |
| 2710128000 | Other Alfa olefins   | 12 000                         | 85 200                        | 28 380                     | 205 416                       |
| 2710129000 | Other petroleum oil, light oil & otherthan crude                       | 1 185 298                      | 16 796 592                    | 1 784 437                  | 23 196 418                    |
| 2710192000 | Topped crudes  | 1 222 679                      | 50 211 156                    | 1 919 447                  | 52 131 410                    |
| 2710193000 | Carbon black feedstock   | 144                            | 77 799 353                    | 915                        | 45 654 991                    |
| 2710194100 | Lubricating oil basestock  | 15 336 335                     | 239 312 361                   | 19 463 600                 | 302 106 744                   |
| 2710194200 | Lubricating oils for aircraft engines                                  | 18 850                         | 1 741 531                     | 112 066                    | 3 935 649                     |
| 2710194300 | Other lubricating oils   | 8 713 466                      | 123 035 850                   | 20 073 651                 | 273 027 427                   |
| 2710194400 | Lubricating greases  | 1 763 587                      | 17 701 816                    | 4 561 761                  | 47 224 865                    |
| 2710195000 | Hydraulic brake fluid  | 6 583                          | 361 357                       | 27 005                     | 987 627                       |
| 2710196000 | Transformer and circuit breakers oils                                  | 530 939                        | 16 054 322                    | 689 373                    | 22 128 337                    |
| 2710197100 | Automotive diesel fuel   | 807 825 539                    | 6 740 530 189                 | 720 039 087                | 5 995 428 132                 |
| 2710197200 | Other diesel fuel  | 202 747 776                    | 2 400 651 128                 | 183 122 523                | 2 203 303 834                 |
| 2710197900 | Other fuel oils  | 44 284 603                     | 372 938 695                   | 28 457 664                 | 292 394 337                   |
| 2710198100 | Aviation turbine fuel (jet fuel) havinga flash point of 23-c or more   | 0                              | 1 154                         | 0                          | 710                           |
| 2710198200 | Aviation turbine fuel (jet fuel) havinga flash point of less than 23-c | 68 569 002                     | 708 190 916                   | 75 116 049                 | 749 254 636                   |
| 2710198910 | Normal paraffin  | 16 898 016                     | 108 876 687                   | 21 273 987                 | 137 616 420                   |
| 2710198990 | Other medium oils and preparations                                     | 67 669                         | 2 828 264                     | 104 507                    | 4 679 111                     |
| 2710199000 | Other of diesel fuel, fuel oils  | 2 609 635                      | 36 125 799                    | 4 205 191                  | 56 361 438                    |
| 2710200000 | Petroleum oils and obtained frombituminous minerals(oth then cr        | 875                            | 10 523                        | 3 510                      | 46 300                        |
| 2710910000 | Waste oil, containing PCBs, PCTs or PBBs                               | 0                              | 25                            | 0                          | 889                           |
| 2710990000 | Other waste oils   | 24                             | 35                            | 1 455                      | 2 075                         |
| 2711120000 | Liquid propane   | 97 052 868                     | 1 387 555 245                 | 90 369 620                 | 1 225 713 750                 |
| 2711130000 | Liquid butanes   | 122 615 328                    | 1 643 485 038                 | 114 090 793                | 1 453 798 833                 |
| 2711141000 | Liquid ethylene  | 47 226                         | 175 447                       | 99 151                     | 505 843                       |
| 2711149000 | Liquid propylene, butylene & butadiene                                 | 631                            | 31 069                        | 5 685                      | 218 465                       |
| 2711190000 | Other liquid petroleum gas   | 2 443 793                      | 33 416 507                    | 2 534 213                  | 34 668 416                    |
| 2711211000 | Natural gas of a kind used as a motorfuel                              | 0                              | 147                           | 0                          | 446                           |
| 2711219000 | Natural gas in gaseous state not kindused as a motor fuel              | 0                              | 17                            | 0                          | 22                            |
| 2711290000 | Oth natural gas in gaseous state                                       | 7 237                          | 42 054                        | 300 138                    | 899 728                       |
| 2712100000 | Petroleum jelly  | 239 155                        | 3 385 243                     | 512 523                    | 7 124 600                     |
| 2712200000 | Paraffin wax containing by weight < 0.75% of oil                       | 963 731                        | 9 382 873                     | 1 272 459                  | 12 454 915                    |
| 2712901000 | Other paraffin wax containing by weight>= 0.75% of oil                 | 1 031 205                      | 10 088 635                    | 1 692 054                  | 14 600 424                    |
| 2712909000 | Microcrystalline petroleum wax, slackwax, ozokerite, lignite wax, ꞑ    | 239 888                        | 3 208 689                     | 715 317                    | 9 864 173                     |
| 2713110000 | Petroleum coke, not calcined   | 37 600                         | 47 673 412                    | 15 040                     | 22 493 693                    |
| 2713120000 | Petroleum coke, calcined   | 391 066                        | 50 820 715                    | 355 593                    | 26 856 233                    |
| 2713200000 | Petroleum bitumen  | 102 498 100                    | 848 839 878                   | 65 696 652                 | 553 968 686                   |
| 2714100000 | Bituminous or oil shale and tar sands                                  | 18 012                         | 202 624                       | 13 217                     | 168 667                       |

**I.3. IMPOR MENURUT KOMODITI / IMPORT BY HS COMMODITY**  
**\*\*\* NOVEMBER/NOVEMBER 2013 \*\*\***

| H S        | Uraian Komoditi<br>Commodity Description                               | Berat Bersih / Net Weight (Kg) |                               | Nilai / Value C.I.F (US\$) |                               |
|------------|--|--------------------------------|-------------------------------|----------------------------|-------------------------------|
|            |  | Bulan ini<br>Current Month     | Kumulatif<br>Cum.Jan. to date | Bulan ini<br>Current Month | Kumulatif<br>Cum.Jan. to date |
| 2714900000 | Asphalites and asphaltic rocks   | 3 223 830                      | 49 619 687                    | 1 949 361                  | 32 384 032                    |
| 2715000000 | Bituminous mix. based on natural asphalt on natural bitumen, on p      | 65 912                         | 3 323 788                     | 117 969                    | 4 847 063                     |
| 2716000000 | Electrical energy  | 390                            | 496 208                       | 20 232                     | 259 066                       |
| 2801100000 | Chlorine   | 104 037                        | 1 338 566                     | 54 465                     | 651 685                       |
| 2801200000 | Iodine   | 152                            | 27 906                        | 26 573                     | 540 347                       |
| 2801300000 | Fluorine; bromine  | 2 716                          | 121 542                       | 97 288                     | 1 304 843                     |
| 2802000000 | Sulphur, sublimed or precipitated, colloidal sulphur                   | 29 235 785                     | 197 246 686                   | 3 139 458                  | 43 987 438                    |
| 2803002000 | Acetylene black  | 484 339                        | 4 412 639                     | 1 116 708                  | 12 830 249                    |
| 2803004010 | Rubber grade of other carbon black                                     | 9 934 044                      | 116 307 375                   | 11 362 121                 | 132 932 020                   |
| 2803004090 | Other rubber grade of other carbon black                               | 273 170                        | 2 311 677                     | 382 591                    | 3 221 827                     |
| 2803009000 | Other acetylene black of other carbon                                  | 3 246 428                      | 42 787 447                    | 4 203 482                  | 57 300 547                    |
| 2804100000 | Hydrogen   | 138 596                        | 1 420 612                     | 56 888                     | 603 789                       |
| 2804210000 | Argon  | 981 715                        | 10 813 606                    | 713 183                    | 7 871 018                     |
| 2804290000 | Other rare gases   | 57 228                         | 1 123 148                     | 224 150                    | 3 286 289                     |
| 2804300000 | Nitrogen   | 477 621                        | 10 005 438                    | 100 685                    | 2 287 847                     |
| 2804400000 | Oxygen   | 292 459                        | 7 383 529                     | 79 277                     | 2 862 875                     |
| 2804500000 | Boron; tellurium   | 57                             | 12 355                        | 2 347                      | 29 792                        |
| 2804610000 | Silicon, containing by weight >= 99.99%                                | 10 606                         | 105 452                       | 1 496 313                  | 14 286 678                    |
| 2804690000 | Silicon, containing by weight < 99.99%                                 | 1 511 910                      | 11 499 815                    | 3 197 707                  | 23 569 856                    |
| 2804700000 | Phosphorus   | 16 643                         | 214 076                       | 114 618                    | 4 322 794                     |
| 2804800000 | Arsenic  | 0                              | 267 005                       | 0                          | 392 311                       |
| 2804900000 | Selenium   | 2 360                          | 52 614                        | 200 902                    | 1 608 133                     |
| 2805110000 | Sodium   | 90 271                         | 982 141                       | 141 413                    | 1 585 837                     |
| 2805120000 | Calcium  | 35 444                         | 134 608                       | 186 713                    | 458 634                       |
| 2805190000 | Other alkali or alkaline-earth metals                                  | 50 965                         | 1 853 286                     | 1 050 827                  | 11 594 061                    |
| 2805300000 | Rare-earth metals, scandium & yttrium whether or not intermixed        | 2 232                          | 5 956                         | 13 510                     | 34 602                        |
| 2805400000 | Mercury  | 24                             | 1 295                         | 4 790                      | 182 557                       |
| 2806100000 | Hydrogen chloride (hydrochloric acid)                                  | 451 444                        | 4 978 900                     | 113 312                    | 1 635 271                     |
| 2806200000 | Chlorosulphuric acid   | 74                             | 2 066                         | 2 041                      | 6 240                         |
| 2807000000 | Sulphuric acid; oleum.   | 63 288 030                     | 372 928 276                   | 1 997 169                  | 17 091 483                    |
| 2808000000 | Nitric acid; sulphonitric acids  | 826 236                        | 11 612 679                    | 351 437                    | 5 977 569                     |
| 2809100000 | Diphosphorus pentoxide   | 1 071                          | 43 228                        | 4 492                      | 142 472                       |
| 2809203100 | Hypophosphoric acids, food grade                                       | 410 293                        | 5 070 138                     | 389 102                    | 4 844 674                     |
| 2809203900 | Phosphoric acids, hypophosphoric acids, except Hypophosphoric acids; i | 2 383 989                      | 24 592 668                    | 2 172 988                  | 22 568 951                    |
| 2809209100 | Hypophosphoric acids, not food grade                                   | 28 843                         | 629 448                       | 27 109                     | 665 036                       |
| 2809209900 | Phosphoric acids, hypophosphoric acids, except Hypophosphoric acids; i | 20 247 002                     | 216 390 641                   | 14 364 637                 | 176 646 423                   |
| 2810000000 | Oxide of boron; boric acids  | 336 757                        | 4 397 351                     | 350 056                    | 4 451 336                     |
| 2811110000 | Hydrogen fluoride (hydrofluoric acid)                                  | 242 689                        | 1 212 815                     | 253 675                    | 1 385 147                     |
| 2811191000 | Arsenic acid   | 0                              | 43 624                        | 0                          | 120 591                       |
| 2811199010 | Sulphamic acid   | 294 464                        | 1 990 639                     | 191 665                    | 1 628 358                     |
| 2811199090 | Other inorganic acids, except sulphamic acid, Arsenic acid and hydroc  | 4                              | 28 343                        | 1 466                      | 246 471                       |
| 2811210000 | Carbon dioxide   | 294 670                        | 5 226 641                     | 100 194                    | 2 205 476                     |
| 2811221000 | Silica powder  | 4 152 481                      | 31 342 563                    | 3 308 548                  | 29 126 837                    |
| 2811229000 | Other Silicon powder   | 1 552 096                      | 16 625 523                    | 1 545 628                  | 16 409 832                    |
| 2811291000 | Diarsenic pentoxide  | 0                              | 14                            | 0                          | 556                           |
| 2811292000 | Sulphur dioxide  | 130                            | 7 923                         | 602                        | 76 617                        |
| 2811299000 | Other inorganic oxygen compounds of nonmetals                          | 143 707                        | 994 490                       | 277 784                    | 2 438 404                     |
| 2812100000 | Chlorides and chloride oxides  | 16 071                         | 232 514                       | 21 049                     | 418 153                       |
| 2812900000 | Other halides and halide oxides of non metals                          | 2 410                          | 60 827                        | 294 783                    | 2 830 704                     |
| 2813100000 | Carbon disulphide  | 1 289 660                      | 9 628 970                     | 1 052 179                  | 8 079 054                     |
| 2813900000 | Other sulphides of non-metal   | 265                            | 2 765                         | 32 332                     | 253 347                       |
| 2814100000 | Anhydrous ammonia  | 6 005 025                      | 165 154 136                   | 2 978 780                  | 113 393 591                   |
| 2814200000 | Ammonia in aqueous solution  | 33 816                         | 271 644                       | 24 703                     | 1 562 578                     |
| 2815110000 | Sodium hydroxide (caustic soda), solid                                 | 2 876 672                      | 25 530 342                    | 1 633 895                  | 14 511 866                    |
| 2815120000 | Sodium hydroxide (caustic soda), in aqueous solution (lye or liquid s  | 8 307                          | 5 901 166                     | 8 094                      | 2 943 952                     |
| 2815200000 | Potassium hydroxide (caustic potash)                                   | 1 521 840                      | 13 893 186                    | 1 648 014                  | 15 035 908                    |
| 2815300000 | Peroxides of sodium or potassium                                       | 2 097                          | 78 597                        | 9 287                      | 287 809                       |
| 2816100000 | Hydroxide and peroxide of magnesium                                    | 23 084                         | 738 269                       | 65 958                     | 2 236 776                     |
| 2816400000 | Oxides, hydroxides & peroxides, of strontium or barium                 | 13 091                         | 325 780                       | 71 774                     | 1 122 407                     |
| 2817001000 | Zinc oxide   | 734 793                        | 8 223 239                     | 1 437 554                  | 15 934 971                    |
| 2817002000 | Zinc peroxide  | 154 626                        | 405 284                       | 324 983                    | 1 010 841                     |
| 2818100000 | Artificial corundum, whether or not chemically defined                 | 617 620                        | 27 118 435                    | 619 281                    | 12 429 114                    |
| 2818200000 | Aluminium oxide, other than artificial corundum                        | 2 448 992                      | 445 757 973                   | 1 632 728                  | 160 936 577                   |
| 2818300000 | Aluminium hydroxide  | 10 413 615                     | 116 959 142                   | 3 429 511                  | 37 007 223                    |
| 2819100000 | Chromium trioxide  | 56 801                         | 736 999                       | 231 937                    | 3 039 140                     |
| 2819900000 | Other chromium oxides and hydroxides                                   | 43 215                         | 336 308                       | 129 296                    | 1 873 375                     |
| 2820100000 | Manganese dioxide  | 1 847 015                      | 19 688 358                    | 3 259 462                  | 32 130 733                    |
| 2820900000 | Other manganese dioxide  | 120 877                        | 1 565 610                     | 133 613                    | 1 666 679                     |
| 2821100000 | Iron oxides and hydroxides   | 983 654                        | 9 697 221                     | 1 268 680                  | 13 867 703                    |
| 2821200000 | Earth colors containing >= 70% by weight of combined iron evaluat      | 0                              | 20 876                        | 0                          | 12 522                        |
| 2822000000 | Cobalt oxides and hydroxides, commercial cobalt oxides                 | 11 720                         | 130 431                       | 84 243                     | 1 784 002                     |



**I.3. IMPOR MENURUT KOMODITI / IMPORT BY HS COMMODITY**  
**\*\*\* NOVEMBER/NOVEMBER 2013 \*\*\***

| HS         | Uraian Komoditi<br>Commodity Description                             | Berat Bersih / Net Weight (Kg) |                               | Nilai / Value C.I.F (US\$) |                               |
|------------|--|--------------------------------|-------------------------------|----------------------------|-------------------------------|
|            |  | Bulan ini<br>Current Month     | Kumulatif<br>Cum.Jan. to date | Bulan ini<br>Current Month | Kumulatif<br>Cum.Jan. to date |
| 2823000000 | Titanium oxides  | 679 262                        | 7 642 000                     | 2 032 880                  | 24 177 996                    |
| 2824100000 | Lead monoxide (litharge, massicot)                                   | 125 157                        | 383 999                       | 370 580                    | 1 360 169                     |
| 2824900000 | Red lead and orange lead   | 35 256                         | 124 696                       | 104 851                    | 345 799                       |
| 2825100000 | Hydrazine, hydroxylamine, and their inorganic salt                   | 80 251                         | 1 197 135                     | 305 062                    | 4 452 157                     |
| 2825200000 | Lithium oxide and hydroxide  | 10 268                         | 148 433                       | 88 063                     | 1 178 877                     |
| 2825300000 | Vanadium oxides and hydroxides                                       | 3                              | 10 004                        | 566                        | 167 802                       |
| 2825400000 | Nickel oxides and hydroxides   | 17 128                         | 246 161                       | 222 537                    | 3 317 523                     |
| 2825500000 | Copper oxides and hydroxides   | 46 290                         | 808 040                       | 267 636                    | 5 227 563                     |
| 2825600000 | Germanium oxides and zirconium dioxide                               | 2 819                          | 43 899                        | 71 594                     | 1 341 567                     |
| 2825700000 | Molybdenum oxides and hydroxides                                     | 7                              | 14 955                        | 1 286                      | 191 109                       |
| 2825800000 | Antimony oxides  | 44 206                         | 586 272                       | 366 798                    | 5 186 998                     |
| 2825900000 | Other peroxides  | 25 689                         | 316 378                       | 139 966                    | 1 574 130                     |
| 2826120000 | Fluorides of aluminium   | 46                             | 62 375                        | 330                        | 120 873                       |
| 2826190000 | Other fluorides  | 134 009                        | 1 218 762                     | 152 814                    | 1 070 304                     |
| 2826300000 | Sodium hexafluoroaluminate (synthetic cryolite)                      | 19 761                         | 298 883                       | 6 406                      | 495 936                       |
| 2826900000 | Other complex fluorine salt.   | 141 555                        | 1 377 516                     | 228 721                    | 2 598 913                     |
| 2827100000 | Ammonium chloride  | 1 363 219                      | 7 139 716                     | 307 085                    | 1 719 873                     |
| 2827201000 | Calcium chloride, commercial grades                                  | 313 582                        | 7 818 904                     | 112 792                    | 2 166 365                     |
| 2827209000 | Calcium chloride, not commercial grades                              | 208 632                        | 7 514 697                     | 72 555                     | 2 171 300                     |
| 2827310000 | Other chlorides of magnesium   | 68 318                         | 1 564 418                     | 60 612                     | 910 570                       |
| 2827320000 | Other chlorides of aluminium   | 2 321 107                      | 17 408 784                    | 961 804                    | 7 001 724                     |
| 2827350000 | Other chlorides of nickel  | 13 402                         | 199 560                       | 93 814                     | 1 112 220                     |
| 2827391000 | Other chlorides of barium or of cobalt                               | 100 347                        | 356 623                       | 54 274                     | 359 113                       |
| 2827392000 | Other chlorides of iron  | 17 051                         | 152 294                       | 17 889                     | 220 106                       |
| 2827399000 | Other chlorides  | 298 096                        | 3 452 545                     | 299 937                    | 4 124 070                     |
| 2827410000 | Chloride oxides & chloride hydroxides, of copper                     | 87                             | 143 515                       | 114                        | 1 165 737                     |
| 2827490000 | Other chloride oxides & chloride hydroxides                          | 280 837                        | 3 116 666                     | 121 011                    | 2 111 983                     |
| 2827510000 | Bromides of sodium or of potassium                                   | 166 027                        | 878 496                       | 553 167                    | 2 332 140                     |
| 2827590000 | Other bromides of sodium or of potassium                             | 52 891                         | 488 572                       | 88 192                     | 983 694                       |
| 2827600000 | Iodides and iodide oxides  | 5 607                          | 52 893                        | 81 789                     | 979 012                       |
| 2828100000 | Commercial calcium hypochlorite & other calcium hypochlorites        | 106 702                        | 1 537 590                     | 111 463                    | 1 692 575                     |
| 2828901000 | Sodium hypochlorite  | 2 386                          | 162 025                       | 1 539                      | 65 181                        |
| 2828909000 | Other hypochlorite   | 143 210                        | 1 798 346                     | 188 406                    | 1 977 841                     |
| 2829110000 | Chlorates of sodium  | 459 000                        | 3 823 751                     | 334 316                    | 2 758 603                     |
| 2829190000 | Other chlorates  | 151 210                        | 2 944 985                     | 233 445                    | 3 588 018                     |
| 2829901000 | Sodium perchlorate   | 25 095                         | 95 731                        | 31 304                     | 125 129                       |
| 2829909000 | Other perchlorates; bromates and perbromates; iodates and periodates | 25 532                         | 98 047                        | 399 045                    | 1 885 189                     |
| 2830100000 | Sodium sulphides   | 1 401 000                      | 9 474 931                     | 755 174                    | 5 724 995                     |
| 2830901000 | Cadmium sulphide or zinc sulphide                                    | 1 960                          | 21 306                        | 13 111                     | 42 452                        |
| 2830909000 | Polysulphides, whether or not chemically defined                     | 6 516                          | 69 316                        | 32 022                     | 333 423                       |
| 2831100000 | Dithionites and sulphonylates of sodium                              | 578 683                        | 7 679 849                     | 870 432                    | 11 763 337                    |
| 2831900000 | Other dithionites and sulphonylates                                  | 55 649                         | 247 698                       | 146 984                    | 592 938                       |
| 2832100000 | Sodium sulphites   | 1 659 262                      | 27 363 903                    | 677 105                    | 11 590 456                    |
| 2832200000 | Other sulphites  | 7 517                          | 586 295                       | 9 851                      | 329 375                       |
| 2832300000 | Thiosulphates  | 129 210                        | 904 843                       | 51 242                     | 759 692                       |
| 2833110000 | Disodium sulphate  | 23 433 613                     | 238 242 239                   | 2 963 296                  | 30 522 891                    |
| 2833190000 | Other sodium sulphates   | 53 806                         | 2 482 968                     | 76 668                     | 1 209 737                     |
| 2833210000 | Magnesium sulphate   | 3 032 791                      | 38 193 967                    | 523 753                    | 6 799 496                     |
| 2833221000 | Aluminium sulphate: commercial grade                                 | 0                              | 80 004                        | 0                          | 118 660                       |
| 2833229000 | Aluminium sulphate: not commercial grade                             | 26                             | 160 679                       | 200                        | 73 852                        |
| 2833240000 | Nickel sulphate  | 46 800                         | 545 188                       | 265 259                    | 3 222 299                     |
| 2833250000 | Copper sulphate  | 674 253                        | 12 604 186                    | 1 414 587                  | 28 491 461                    |
| 2833270000 | Barium sulphate  | 182 054                        | 2 304 327                     | 187 897                    | 2 202 412                     |
| 2833292000 | Tribasic lead sulphate   | 73 866                         | 1 253 927                     | 204 652                    | 1 568 486                     |
| 2833293000 | Other sulfates of chromium   | 234 000                        | 2 534 154                     | 148 744                    | 1 631 539                     |
| 2833299000 | Other sulfates   | 1 212 833                      | 9 935 355                     | 453 061                    | 5 050 775                     |
| 2833300000 | Alums  | 20                             | 189 483                       | 906                        | 92 590                        |
| 2833400000 | Peroxosulphates (persulphates)                                       | 176 135                        | 1 798 607                     | 221 746                    | 2 173 400                     |
| 2834100000 | Nitrites   | 410 318                        | 3 301 233                     | 196 804                    | 1 816 004                     |
| 2834210000 | Potassium nitrates   | 173 549                        | 2 561 220                     | 111 178                    | 2 950 082                     |
| 2834291000 | Nitrates of bismuth  | 2                              | 12 694                        | 930                        | 39 209                        |
| 2834299000 | Other nitrates   | 323 256                        | 2 218 300                     | 254 257                    | 2 704 470                     |
| 2835100000 | Phosphinates (hypophosphites) and phosphonates (phosphites)          | 63 126                         | 632 515                       | 94 381                     | 1 967 433                     |
| 2835220000 | Phosphates of mono- or disodium                                      | 102 118                        | 1 895 724                     | 176 509                    | 2 673 230                     |
| 2835240000 | Phosphates of potassium  | 200 774                        | 3 873 184                     | 420 301                    | 7 563 801                     |
| 2835251000 | Calcium hydrogenorthophosphate ("dicalciumphosphate"); feed grade    | 5 825 824                      | 60 908 744                    | 2 585 097                  | 29 778 871                    |
| 2835259000 | Calcium hydrogenorthophosphate ("dicalciumphosphate"); unfeed grade  | 64 108                         | 1 830 255                     | 122 924                    | 1 772 186                     |
| 2835260000 | Other phosphates of calcium  | 2 071 334                      | 17 643 447                    | 1 338 990                  | 12 072 253                    |
| 2835291000 | Other phosphates of trisodium  | 155 686                        | 1 932 107                     | 69 780                     | 1 052 896                     |
| 2835299000 | Other phosphates   | 78 497                         | 1 082 112                     | 186 868                    | 2 028 650                     |
| 2835311000 | Sodium triphosphate (sodium tripolyphosphate); food grade            | 141 471                        | 1 822 357                     | 194 934                    | 2 192 804                     |

**I.3. IMPOR MENURUT KOMODITI / IMPORT BY HS COMMODITY**  
**\*\*\* NOVEMBER/NOVEMBER 2013 \*\*\***

| H S        | Uraian Komoditi<br>Commodity Description                              | Berat Bersih / Net Weight (Kg) |                               | Nilai / Value C.I.F (US\$) |                               |
|------------|---|--------------------------------|-------------------------------|----------------------------|-------------------------------|
|            |   | Bulan ini<br>Current Month     | Kumulatif<br>Cum.Jan. to date | Bulan ini<br>Current Month | Kumulatif<br>Cum.Jan. to date |
| 2835319000 | Sodium triphosphate(sodium tripolyphosphate); unfood grade            | 370 514                        | 8 320 910                     | 358 658                    | 8 332 136                     |
| 2835391000 | Tetranatrium pirofosfat   | 51 669                         | 803 202                       | 100 189                    | 1 472 910                     |
| 2835399000 | Other polyphosphates  | 419 731                        | 7 123 024                     | 751 913                    | 12 970 240                    |
| 2836200000 | Disodium carbonate  | 69 253 767                     | 803 763 927                   | 15 181 451                 | 180 356 584                   |
| 2836300000 | Sodium hydrogencarbonate(sodium bicar bonate)                         | 4 730 320                      | 71 145 597                    | 1 497 130                  | 21 985 821                    |
| 2836400000 | Potassium carbonates  | 742 321                        | 18 248 524                    | 803 170                    | 10 871 385                    |
| 2836500010 | Calcium carbonate; food orpharmaceutical grade                        | 624 053                        | 6 820 084                     | 316 217                    | 3 590 106                     |
| 2836500090 | Calcium carbonate; not food orpharmaceutical grade                    | 6 670 998                      | 97 209 470                    | 2 630 169                  | 23 799 821                    |
| 2836600000 | Barium carbonate  | 438 836                        | 4 291 453                     | 330 018                    | 2 941 043                     |
| 2836910000 | Lithium carbonates  | 8                              | 63 402                        | 75                         | 148 406                       |
| 2836920000 | Strontium carbonate   | 112 007                        | 1 347 975                     | 91 461                     | 1 085 328                     |
| 2836991000 | Commercial ammonium carbonate   | 248 590                        | 3 989 213                     | 97 661                     | 1 531 624                     |
| 2836992000 | Lead carbonates   | 0                              | 7                             | 0                          | 186                           |
| 2836999000 | Other calcium carbonate   | 421 869                        | 7 039 434                     | 430 192                    | 7 433 024                     |
| 2837110000 | Cyanides and cyanide oxides, of sodium                                | 1 303 418                      | 10 940 870                    | 3 806 445                  | 36 920 001                    |
| 2837190000 | Other cyanides and cyanide oxides                                     | 2 469                          | 38 595                        | 7 301                      | 326 130                       |
| 2837200000 | Complex cyanides  | 0                              | 1 253                         | 0                          | 46 863                        |
| 2839110000 | Sodium metasilicates  | 391 045                        | 4 568 089                     | 159 664                    | 2 100 884                     |
| 2839191000 | Sodium silicates  | 3 442 957                      | 26 534 969                    | 971 895                    | 8 105 862                     |
| 2839199000 | Other silicates of sodium; commercialalkali metal silicates           | 1 478 552                      | 7 826 566                     | 597 083                    | 5 530 860                     |
| 2839900000 | Other silicates; commercial alkali metasilicates                      | 726 059                        | 8 730 608                     | 784 244                    | 10 577 689                    |
| 2840110000 | Anhydrous; disodium tetraborate(refined borax)                        | 0                              | 78                            | 0                          | 1 019                         |
| 2840190000 | Other disodium tetraborate(refined borax)                             | 2 581 925                      | 44 160 973                    | 1 483 756                  | 25 848 348                    |
| 2840200000 | Other borates   | 9 072                          | 315 796                       | 66 226                     | 557 501                       |
| 2840300000 | Peroxoborates (perborates)  | 16                             | 22 072                        | 661                        | 91 036                        |
| 2841300000 | Sodium dichromate   | 41 665                         | 411 071                       | 84 862                     | 641 163                       |
| 2841500000 | Other chromates and dichromates,peroxochromates                       | 47 832                         | 109 366                       | 179 986                    | 481 715                       |
| 2841610000 | Potassium permanganate  | 120 488                        | 550 809                       | 284 084                    | 1 378 328                     |
| 2841690000 | Other manganit, manganat  | 1 571                          | 30 730                        | 25 242                     | 167 697                       |
| 2841700000 | Molybdates  | 6 589                          | 37 559                        | 68 356                     | 504 583                       |
| 2841800000 | Tungstates (wolframates)  | 20                             | 11 279                        | 425                        | 66 380                        |
| 2841900000 | Oth salts of oxometallic orperoxometallic acids                       | 5 171                          | 526 602                       | 68 477                     | 1 522 979                     |
| 2842100000 | Double/complex silicates,includ aluminosilicates w.or not chemica     | 2 685 659                      | 25 327 620                    | 1 347 467                  | 14 912 449                    |
| 2842901000 | Sodium arsenite   | 10                             | 7 198                         | 303                        | 360 576                       |
| 2842902000 | Copper and/or chromium salts  | 332                            | 1 586                         | 2 206                      | 9 481                         |
| 2842903000 | Oth fulminates, cyantates andthiocyanates                             | 296                            | 56 047                        | 2 318                      | 185 424                       |
| 2842909000 | Oth salts of inorganic acids/peroxoacidincl aluminosilicates , oth ti | 63 809                         | 810 282                       | 128 584                    | 3 080 040                     |
| 2843100000 | Colloidal precious metals   | 3 650                          | 67 394                        | 213 694                    | 2 565 695                     |
| 2843210000 | Silver nitrate  | 164                            | 16 720                        | 43 715                     | 1 245 787                     |
| 2843290000 | Other silver compounds  | 473                            | 5 387                         | 157 870                    | 1 968 372                     |
| 2843300000 | Gold compounds  | 16                             | 3 838                         | 148 707                    | 1 983 620                     |
| 2843900000 | Other amalgams and other compoundcolloidal precious metals            | 308                            | 6 230                         | 56 524                     | 936 611                       |
| 2844109000 | Ceramic products & mixtures containingnatural uranium                 | 6                              | 37                            | 5 421                      | 12 205                        |
| 2844401100 | Radium and its salts  | 40                             | 272                           | 78 340                     | 139 665                       |
| 2844401900 | Other radioactive elements & isotopes &compounds, radioactive r       | 837                            | 7 770                         | 163 473                    | 1 623 391                     |
| 2844409000 | Ceramic products & mixtures containingisotop or compound,radio        | 5 615                          | 15 768                        | 1 334 820                  | 5 340 665                     |
| 2845100000 | Heavy water (deuterium oxide)   | 0                              | 74                            | 0                          | 27 048                        |
| 2845900000 | Other isotops other than thoseheading 28.44                           | 262                            | 6 343                         | 3 676                      | 22 337                        |
| 2846100000 | Cerium compounds  | 6 401                          | 52 574                        | 82 751                     | 747 193                       |
| 2846900000 | Other compounds, inorganic or organic of rare-earth metal             | 15 579                         | 106 323                       | 103 123                    | 887 793                       |
| 2847001000 | Liquid hydrogen peroxide,whether or notsolidified with urea           | 1 348 619                      | 18 981 876                    | 623 836                    | 8 482 465                     |
| 2847009000 | Other hydrogen peroxide, whether or notsolidified with urea othe      | 64 862                         | 606 170                       | 59 692                     | 386 501                       |
| 2848000000 | Phosphides, whether or not chemicallydefined excluding ferropho:      | 49 165                         | 168 969                       | 90 371                     | 615 929                       |
| 2849100000 | Carbides, whether or not chemicallydefined of calcium                 | 823 167                        | 9 161 104                     | 501 311                    | 5 895 410                     |
| 2849200000 | Carbides, whether or not chemicallydefined of silicon                 | 103 823                        | 1 185 887                     | 142 510                    | 2 075 881                     |
| 2849900000 | Carbides, whether or not chemicallydefined of other material          | 96 982                         | 1 131 511                     | 133 934                    | 2 648 029                     |
| 2850000000 | Hydrides, nitrides, azides, silicides and borides, oth then compoun   | 46 966                         | 51 990                        | 68 367                     | 312 219                       |
| 2852101000 | Mercury sulphate whether chemicallydefined                            | 31                             | 252                           | 7 493                      | 49 253                        |
| 2852109000 | Inorganic or organic compoundsof mercury chemically defined           | 69                             | 591                           | 17 018                     | 134 602                       |
| 2852901000 | Mercury tannates, not chemically defined                              | 0                              | 4 514                         | 0                          | 143 999                       |
| 2852909000 | Inorganic or organic compoundsof mercury not chemically defined       | 186                            | 16 887                        | 5 293                      | 201 427                       |
| 2853000000 | Other inorganic compounds(incl distill/conductivity water of simi     | 2 045                          | 25 291                        | 12 474                     | 143 313                       |
| 2901100000 | Saturated acyclic hydrocarbons.                                       | 1 303 724                      | 9 944 097                     | 1 640 270                  | 15 361 908                    |
| 2901210000 | Ethylene  | 35 525 166                     | 559 453 216                   | 51 843 899                 | 751 315 152                   |
| 2901220000 | Propene (propylene)   | 13 342 407                     | 168 561 092                   | 18 637 118                 | 224 639 847                   |
| 2901230000 | Butene (butylene) and isomers thereof                                 | 3 247 810                      | 26 423 646                    | 4 488 871                  | 37 874 138                    |
| 2901240000 | Buta-1, 3-diene and isoprene  | 3 923 557                      | 39 660 831                    | 6 327 266                  | 62 006 245                    |
| 2901291000 | Acetylene   | 19 834                         | 179 287                       | 12 578                     | 182 930                       |
| 2901299010 | Linier alpha olefin   | 0                              | 5 070 796                     | 0                          | 7 362 616                     |
| 2901299090 | Other acyclic hydrocarbons  | 3 788                          | 141 024                       | 140 471                    | 711 192                       |
| 2902110000 | Cyclohexane   | 14 329                         | 339 851                       | 34 628                     | 614 279                       |

**I.3. IMPOR MENURUT KOMODITI / IMPORT BY HS COMMODITY**  
**\*\*\* NOVEMBER/NOVEMBER 2013 \*\*\***

| HS         | Uraian Komoditi<br>Commodity Description                              | Berat Bersih / Net Weight (Kg) |                               | Nilai / Value C.I.F (US\$) |                               |
|------------|---|--------------------------------|-------------------------------|----------------------------|-------------------------------|
|            |   | Bulan ini<br>Current Month     | Kumulatif<br>Cum.Jan. to date | Bulan ini<br>Current Month | Kumulatif<br>Cum.Jan. to date |
| 2902190000 | Other cyclanes  | 257 535                        | 3 402 318                     | 649 485                    | 6 929 022                     |
| 2902200000 | Benzene   | 19 345 313                     | 201 507 496                   | 25 098 308                 | 268 351 973                   |
| 2902300000 | Toluene   | 12 672 644                     | 118 715 119                   | 14 866 804                 | 151 193 532                   |
| 2902410000 | O-xylene  | 4 194 139                      | 24 971 502                    | 6 409 811                  | 38 556 586                    |
| 2902420000 | M-xylene  | 0                              | 19                            | 0                          | 757                           |
| 2902430000 | P-xylene  | 63 636 982                     | 667 555 672                   | 93 252 812                 | 1 009 425 407                 |
| 2902440000 | Mixed xylene isomers  | 7 108 249                      | 42 278 649                    | 8 732 471                  | 52 837 599                    |
| 2902500000 | Styrene   | 470 856                        | 5 281 426                     | 882 971                    | 9 523 525                     |
| 2902600000 | Ethylbenzene  | 0                              | 5                             | 0                          | 141                           |
| 2902700000 | Cumene  | 0                              | 2 884 327                     | 0                          | 5 046 101                     |
| 2902901000 | Dodecylbenzene  | 60 000                         | 955 458                       | 138 000                    | 2 084 706                     |
| 2902902000 | Alkylbenzenes   | 15 594                         | 107 274                       | 29 090                     | 180 958                       |
| 2902909000 | Other cyclic hydrocarbons.  | 773 078                        | 7 256 901                     | 1 570 184                  | 14 068 615                    |
| 2903111000 | Methyl chloride   | 117 537                        | 627 188                       | 223 879                    | 1 327 706                     |
| 2903119000 | Ethyl chloride  | 0                              | 6 311                         | 0                          | 19 150                        |
| 2903120000 | Dichloromethane (methylene chloride)                                  | 948 741                        | 10 878 106                    | 521 729                    | 6 178 273                     |
| 2903130000 | Chloroform (trichloromethane)   | 60                             | 27 755                        | 1 030                      | 188 947                       |
| 2903150000 | Ethylene dichloride (ISO)1,2-dichloroethane                           | 0                              | 601                           | 0                          | 9 334                         |
| 2903191000 | 1,2-dichloroethane (ethylene dichloride) and dichlorobutates          | 3                              | 19 809                        | 725                        | 25 611                        |
| 2903192000 | 1,1,1-trichloroethane(methyl chloroform)                              | 4                              | 4                             | 840                        | 840                           |
| 2903199000 | Other Saturated chlorinated derivativesof acyclic hidrocarbons        | 127 036                        | 1 741 816                     | 171 937                    | 2 325 543                     |
| 2903210000 | Vinyl chloride (chloroethylene)                                       | 9 010 139                      | 114 174 877                   | 7 958 956                  | 101 829 609                   |
| 2903220000 | Trichloroethylene   | 91 131                         | 1 522 100                     | 99 005                     | 1 661 346                     |
| 2903230000 | Tetrachloroethylene (perchloroethylene)                               | 60 046                         | 993 617                       | 84 747                     | 1 425 648                     |
| 2903290000 | Other unsaturated chlorinatedderivatives of acyclic hydrocarbons      | 139 027                        | 609 214                       | 529 649                    | 2 546 102                     |
| 2903310000 | Ethylene dibromide (iso)(1,2-dibromoethane)                           | 0                              | 79 952                        | 0                          | 248 464                       |
| 2903391000 | Methyl bromide  | 0                              | 230 298                       | 0                          | 1 523 298                     |
| 2903399000 | Oth fluorinated, brominated/iodinatedderivative of acyclic hydroc.    | 36 303                         | 1 136 611                     | 105 552                    | 3 761 731                     |
| 2903710000 | Chlorodifluoromethane   | 130 832                        | 2 860 118                     | 268 292                    | 5 783 368                     |
| 2903720000 | Diclorotrifluoroethanes   | 0                              | 89 804                        | 0                          | 612 782                       |
| 2903730000 | Diclorofluoroethanes  | 100 000                        | 1 081 026                     | 205 200                    | 2 298 321                     |
| 2903740000 | Chlorodifluoroethanes   | 50 000                         | 435 222                       | 138 720                    | 1 630 430                     |
| 2903750000 | Dicloropentafluoropropanes  | 2 432                          | 33 507                        | 58 136                     | 833 145                       |
| 2903770000 | Other, perhalogenated only with fluorine and chlorine                 | 0                              | 653                           | 0                          | 1 230                         |
| 2903780000 | Other perhalogenated derivatives                                      | 8 346                          | 96 608                        | 9 260                      | 120 130                       |
| 2903790000 | Oth halogenated derivatives of acyclihydrocarbons cont. two/mc        | 0                              | 136 964                       | 0                          | 337 617                       |
| 2903810000 | 1, 2, 3, 4, 5, 6-hexachlorocyclohexane(HCH (ISO)), incl. lindane (ISC | 0                              | 625                           | 0                          | 50 000                        |
| 2903890000 | Other halogenated derivatives of cyclanic cyclenic/cycloterpenic h    | 0                              | 24 079                        | 0                          | 121 440                       |
| 2903910000 | Chlorobenzene, o-dichlorobenzene andp-dichlorobenzene                 | 228 685                        | 4 189 666                     | 380 433                    | 6 970 351                     |
| 2903990000 | Oth halogenated derivatives of aromatihydrocarbons                    | 124 513                        | 644 505                       | 291 783                    | 1 168 427                     |
| 2904100000 | Derivatives containing only sulphogroups their salts and ethyl este   | 353 351                        | 2 683 394                     | 705 784                    | 6 019 641                     |
| 2904209000 | Oth derivatives containing only nitro or only nitroso groups          | 12 016                         | 35 151                        | 17 257                     | 96 212                        |
| 2904900000 | Oth sulphonated, nitrated or nitrosatedderivatives of hydrocarbon     | 96 548                         | 688 151                       | 222 912                    | 1 607 230                     |
| 2905110000 | Methanol (methyl alcohol)   | 37 251 108                     | 283 848 913                   | 17 655 677                 | 118 020 987                   |
| 2905120000 | Propan-1-ol(propyl alcohol) &propan-2- ol (isopropyl alcohol)         | 2 654 244                      | 25 455 131                    | 3 547 654                  | 34 466 109                    |
| 2905130000 | Butan-1-ol (n-butyl alcohol)  | 801 486                        | 34 412 884                    | 1 082 772                  | 49 051 656                    |
| 2905140000 | Other butanols  | 692 511                        | 8 619 658                     | 989 930                    | 11 138 701                    |
| 2905160000 | Octanol (octyl alcohol) and isomersthereof                            | 1 500 487                      | 39 713 738                    | 2 250 816                  | 63 146 270                    |
| 2905170000 | Dodecan-1-ol (lauryl alcohol), hexadecan-1-ol, and octadecan-1-ol     | 25 697                         | 670 512                       | 95 405                     | 1 836 345                     |
| 2905190000 | Other saturated monohydric alcohols                                   | 138 038                        | 6 412 768                     | 321 780                    | 10 652 815                    |
| 2905220000 | Acyclic terpene alcohols  | 130 967                        | 1 746 903                     | 969 956                    | 13 893 996                    |
| 2905290000 | Other unsaturated monohydric alcohols                                 | 3 657                          | 176 287                       | 88 420                     | 1 881 247                     |
| 2905310000 | Ethylene glycol (ethanediol)  | 28 311 887                     | 371 927 931                   | 33 043 976                 | 432 320 334                   |
| 2905320000 | Propylene glycol (propane-1, 2- diol)                                 | 2 868 555                      | 33 895 925                    | 4 755 535                  | 56 179 296                    |
| 2905390000 | Other diols   | 205 759                        | 2 678 353                     | 809 631                    | 8 131 399                     |
| 2905410000 | 2-ethyl-2-(hydroxymethyl) propane-1,3-(trimethylolpropane)            | 78 857                         | 580 560                       | 182 131                    | 1 357 257                     |
| 2905420000 | Pentaerythritol   | 409 653                        | 5 111 302                     | 612 908                    | 7 625 732                     |
| 2905430000 | Mannitol  | 12 254                         | 288 609                       | 107 189                    | 1 555 618                     |
| 2905440000 | D-glucitol (sorbitol)   | 408 931                        | 2 958 223                     | 409 744                    | 2 869 723                     |
| 2905450000 | Glycerol  | 79 420                         | 2 107 753                     | 263 161                    | 2 585 042                     |
| 2905490000 | Other polyhydric alcohols   | 163 002                        | 1 386 929                     | 524 300                    | 4 818 855                     |
| 2905590000 | Other halogenated, sulphonated,nitratedderivatives of acyclic alcc    | 21 114                         | 268 223                       | 150 740                    | 1 121 947                     |
| 2906110000 | Menthol   | 108 007                        | 1 056 649                     | 2 213 252                  | 24 647 111                    |
| 2906120000 | Cyclohexanol, methylcyclohexanols anddimethylcyclohexanols            | 16                             | 6 154                         | 43                         | 72 879                        |
| 2906130000 | Sterols and inositols   | 13 388                         | 221 735                       | 258 005                    | 4 380 087                     |
| 2906190000 | Other cyclanic, cyclenic/cycloterpenic                                | 37 204                         | 445 146                       | 208 016                    | 6 712 068                     |
| 2906210000 | Benzyl alcohol  | 35 510                         | 506 329                       | 101 254                    | 1 307 862                     |
| 2906290000 | Other aromatic  | 49 797                         | 506 256                       | 238 886                    | 3 002 390                     |
| 2907110000 | Phenol (hydroxybenzene) and its salts                                 | 2 874 414                      | 15 614 247                    | 4 386 894                  | 25 396 478                    |
| 2907120000 | Cresols and their salts   | 96 240                         | 760 160                       | 238 299                    | 2 270 587                     |
| 2907130000 | Octylphenol, nonylphenol and theirisomers, salts thereof              | 41 728                         | 1 797 576                     | 102 866                    | 4 004 150                     |

I.3. IMPOR MENURUT KOMODITI / IMPORT BY HS COMMODITY  
 \*\*\* NOVEMBER/NOVEMBER 2013 \*\*\*

| H S        | Uraian Komoditi<br>Commodity Description                              | Berat Bersih / Net Weight (Kg) |                               | Nilai / Value C.I.F (US\$) |                               |
|------------|---|--------------------------------|-------------------------------|----------------------------|-------------------------------|
|            |   | Bulan ini<br>Current Month     | Kumulatif<br>Cum.Jan. to date | Bulan ini<br>Current Month | Kumulatif<br>Cum.Jan. to date |
| 2907150000 | Naphthols and their salts   | 18 265                         | 189 825                       | 131 230                    | 802 523                       |
| 2907190000 | Other monophenols   | 134 755                        | 2 273 329                     | 506 410                    | 6 819 979                     |
| 2907210000 | Resorcinol and its salts  | 54 020                         | 389 296                       | 282 969                    | 2 135 517                     |
| 2907220000 | Hydroquinone (quinol) and its salts                                   | 33 753                         | 283 276                       | 273 618                    | 2 468 876                     |
| 2907230000 | 4,4-isopropylidenediphenol (bisphenol a, diphenylolpropane) and       | 57 350                         | 1 596 125                     | 117 186                    | 1 420 070                     |
| 2907291000 | Phenol-alcohols   | 8 630                          | 101 248                       | 23 599                     | 466 001                       |
| 2907299000 | Other polyphenols; phenol-alcohols                                    | 53 001                         | 426 900                       | 357 590                    | 3 411 913                     |
| 2908110000 | Pentachlorophenol (ISO)   | 0                              | 181                           | 0                          | 3 066                         |
| 2908190000 | Oth derivatives containing only halogensubstituents and their salts   | 30 364                         | 212 153                       | 216 399                    | 1 703 345                     |
| 2908910000 | Dinoseb (ISO) and its salts   | 19 647                         | 158 375                       | 77 606                     | 633 221                       |
| 2908920000 | 4,6-dinitro-o-cresol (DNOC (ISO) and its salts                        | 0                              | 5 125                         | 0                          | 24 812                        |
| 2908990000 | Oth halogenated, sulphonated, nitrated or nitrosated deriv. of phe    | 162                            | 30 898                        | 3 949                      | 400 306                       |
| 2909110000 | Diethyl ether   | 0                              | 2 567                         | 0                          | 9 381                         |
| 2909190000 | Oth acyclic ethers and their halogenated, sulphonated, nitrated or    | 23 755                         | 72 267                        | 83 148                     | 307 840                       |
| 2909200000 | Cyclanic, cyclenic or cycloaterpenicethers & their halogenated, sulpt | 2 483                          | 148 755                       | 21 925                     | 1 887 720                     |
| 2909300000 | Aromatic ethers & their halogenated, sulphonated, or nitrosated di    | 113 191                        | 1 225 931                     | 944 353                    | 11 602 915                    |
| 2909410000 | 2,2-oxydiethanol (diethylene glycol, digol)                           | 578 037                        | 3 297 748                     | 684 338                    | 3 828 448                     |
| 2909430000 | Monobutyl ethers of ethylene glycol or of diethylene glycol           | 562 517                        | 16 184 407                    | 940 248                    | 25 061 762                    |
| 2909440000 | Other monoalkylethers of ethylene glycol or of diethylene glycol      | 795 174                        | 6 795 775                     | 1 477 738                  | 12 085 891                    |
| 2909490000 | Other ether-alcohols, their halogenated sulphonated, nitrated deri    | 475 708                        | 5 917 003                     | 1 301 998                  | 17 563 538                    |
| 2909500000 | Ether-phenols, ether-alcohol-phenols & their halogenated, nitratec    | 25 639                         | 199 027                       | 260 774                    | 2 542 870                     |
| 2909600000 | Alcohol peroxides, ether peroxides, ketone peroxides & their halo     | 125 887                        | 1 759 645                     | 288 148                    | 4 113 237                     |
| 2910100000 | Oxirane (ethylene oxide)  | 0                              | 54 548                        | 0                          | 236 023                       |
| 2910200000 | Methyloxirane (propylene oxide)                                       | 2 079 976                      | 19 990 105                    | 3 525 572                  | 33 572 852                    |
| 2910300000 | 1-chloro-2,3-epoxypropane (epichlorohydrin)                           | 64 345                         | 901 635                       | 136 574                    | 3 075 217                     |
| 2910400000 | Dieldrin (ISO, INN)   | 0                              | 1                             | 0                          | 26                            |
| 2910900000 | Other epoxides, epoxyalcohols, epoxy phenols & their halogenatec      | 762                            | 45 049                        | 28 493                     | 378 269                       |
| 2911000000 | Acetals & hemiacetals, whether or not with other oxygen function      | 161                            | 173 580                       | 8 692                      | 757 681                       |
| 2912111000 | Formalin  | 0                              | 43 318                        | 0                          | 86 407                        |
| 2912119000 | Other methanal (formaldehyde)   | 0                              | 1 167                         | 0                          | 24 871                        |
| 2912120000 | Ethanal (acetaldehyde)  | 181                            | 8 287                         | 9 046                      | 441 763                       |
| 2912191000 | Butanal   | 95 748                         | 616 486                       | 333 681                    | 2 614 520                     |
| 2912199000 | Other acyclic aldehydes without other oxygen function                 | 90 563                         | 1 860 016                     | 285 616                    | 4 027 663                     |
| 2912210000 | Benzaldehyde  | 3 815                          | 33 054                        | 16 422                     | 122 084                       |
| 2912290000 | Other cyclic aldehydes without other oxygen function                  | 59 856                         | 1 328 984                     | 553 262                    | 9 700 238                     |
| 2912410000 | Vanillin (4-hydroxy-3-methoxybenzaldehyde)                            | 49 386                         | 463 212                       | 800 353                    | 6 301 926                     |
| 2912420000 | Ethylvanillin (3-ethoxy-4-hydroxybenzaldehyde)                        | 7 600                          | 200 846                       | 148 500                    | 3 668 601                     |
| 2912490010 | Aldehyde-alcohols   | 2 800                          | 50 263                        | 26 892                     | 298 282                       |
| 2912490090 | Other aldehyde-ethers, aldehyde-phenols & aldehydes with other c      | 9 412                          | 104 504                       | 126 999                    | 1 195 640                     |
| 2912500000 | Cyclic polymers of aldehydes  | 2 269                          | 29 202                        | 19 927                     | 259 340                       |
| 2912600000 | Paraformaldehyde  | 484 701                        | 7 070 060                     | 434 304                    | 5 916 690                     |
| 2913000000 | Halogenated, sulphonated, nitrated or nitrosated deriv. of products   | 19 201                         | 38 840                        | 26 402                     | 54 005                        |
| 2914110000 | Acetone   | 2 541 947                      | 17 802 925                    | 2 904 589                  | 20 216 006                    |
| 2914120000 | Butanone (methyl ethyl ketone)  | 1 257 098                      | 28 001 572                    | 1 688 994                  | 36 362 338                    |
| 2914130000 | 4-methylpentan-2-one (methyl isobutylketone)                          | 72 586                         | 2 199 700                     | 128 150                    | 3 966 315                     |
| 2914190000 | Other acyclic ketones without other oxygen function                   | 14 931                         | 97 635                        | 125 147                    | 743 556                       |
| 2914220000 | Cyclohexanone and methylcyclohexanones                                | 532 563                        | 3 263 793                     | 1 156 500                  | 7 178 936                     |
| 2914230000 | Ionones and methylionones   | 8 782                          | 170 086                       | 127 587                    | 2 440 011                     |
| 2914291000 | Camphor   | 15 890                         | 455 510                       | 63 171                     | 2 320 783                     |
| 2914299000 | Other cyclanic, cyclenic or cycloaterpenic ketones without oth. o;    | 131 304                        | 1 082 861                     | 2 586 166                  | 15 678 795                    |
| 2914390000 | Other aromatic ketones without other oxygen function                  | 20 849                         | 306 984                       | 623 315                    | 2 825 905                     |
| 2914400000 | Ketone-alcohols and ketone-aldehydes                                  | 63 027                         | 651 369                       | 137 469                    | 3 772 460                     |
| 2914500000 | Ketone-phenols & ketones without other oxygen function                | 43 845                         | 269 019                       | 860 057                    | 4 535 496                     |
| 2914610000 | Anthraquinone   | 285                            | 38 292                        | 1 573                      | 184 135                       |
| 2914690000 | Other quinones  | 408                            | 21 346                        | 1 620                      | 453 424                       |
| 2914700000 | Halogenated, sulphonated, nitrated or nitrosated derivatives          | 2 916                          | 51 790                        | 31 006                     | 490 800                       |
| 2915110000 | Formic acid   | 139 622                        | 2 555 709                     | 113 173                    | 2 388 931                     |
| 2915120000 | Salts of formic acid  | 87 608                         | 1 203 661                     | 50 738                     | 868 367                       |
| 2915130000 | Esters of formic acid   | 50 672                         | 231 013                       | 110 717                    | 833 572                       |
| 2915210000 | Acetic acid   | 10 395 887                     | 99 774 206                    | 5 199 636                  | 47 880 885                    |
| 2915240000 | Acetic anhydride  | 1 015                          | 173 568                       | 13 923                     | 297 770                       |
| 2915291000 | Sodium acetate; cobalt acetates                                       | 57 639                         | 847 272                       | 175 171                    | 1 206 904                     |
| 2915299000 | Other acetic acid and its salts                                       | 275 867                        | 3 091 990                     | 801 565                    | 8 861 149                     |
| 2915310000 | Ethyl acetate   | 8 762 954                      | 32 182 561                    | 8 348 989                  | 31 050 721                    |
| 2915320000 | Vinyl acetate   | 4 380 765                      | 42 919 027                    | 4 173 736                  | 41 977 128                    |
| 2915330000 | n-butyl acetate   | 263 427                        | 6 453 303                     | 347 416                    | 8 425 693                     |
| 2915360000 | Dinoseb (iso) acetate   | 0                              | 992                           | 0                          | 6 539                         |
| 2915391000 | Isobutyl acetate  | 42 879                         | 313 171                       | 186 390                    | 1 211 980                     |
| 2915392000 | 2-Ethoxyethyl acetate   | 0                              | 8                             | 0                          | 174                           |
| 2915399000 | Other esters of acetic acid   | 986 870                        | 11 439 110                    | 2 041 605                  | 26 033 804                    |
| 2915400000 | Mono-, di- or trichloroacetic acids, their salts and esters           | 346 983                        | 3 684 966                     | 355 614                    | 3 556 042                     |

**I.3. IMPOR MENURUT KOMODITI / IMPORT BY HS COMMODITY**  
**\*\*\* NOVEMBER/NOVEMBER 2013 \*\*\***

| HS         | Uraian Komoditi<br>Commodity Description                              | Berat Bersih / Net Weight (Kg) |                               | Nilai / Value C.I.F (US\$) |                               |
|------------|---|--------------------------------|-------------------------------|----------------------------|-------------------------------|
|            |   | Bulan ini<br>Current Month     | Kumulatif<br>Cum.Jan. to date | Bulan ini<br>Current Month | Kumulatif<br>Cum.Jan. to date |
| 2915500000 | Propionic acids, its salts and esters                                 | 226 484                        | 3 424 865                     | 713 037                    | 8 000 777                     |
| 2915600000 | Butanoic acids, pentanoic acids, theirsalts and esters                | 290 269                        | 4 059 173                     | 713 645                    | 10 329 725                    |
| 2915701000 | Palmitic acid, its salts and esters                                   | 210 864                        | 2 132 536                     | 421 906                    | 4 190 167                     |
| 2915702000 | Stearic acid  | 97 229                         | 1 109 532                     | 154 964                    | 2 063 778                     |
| 2915703000 | Salts and esters of stearic acid                                      | 542 317                        | 6 217 368                     | 1 112 987                  | 12 369 356                    |
| 2915901000 | Acetyl chloride   | 52 309                         | 303 622                       | 114 933                    | 882 009                       |
| 2915902000 | Lauric acid, myristic acid, their saltsand esters                     | 656 503                        | 6 442 816                     | 952 604                    | 11 664 941                    |
| 2915909000 | Oth saturated acyclic monocarboxylicacid and their anhydrides, ha     | 228 178                        | 2 897 047                     | 806 227                    | 11 203 689                    |
| 2916110000 | Acrylic acid and its salts  | 995 916                        | 8 299 444                     | 2 006 601                  | 16 311 657                    |
| 2916120000 | Esters of acrylic acid  | 2 156 954                      | 26 090 755                    | 4 262 349                  | 50 880 780                    |
| 2916130000 | Methacrylic acid and its salts  | 82 933                         | 1 010 202                     | 219 150                    | 2 713 732                     |
| 2916141000 | Methyl methacrylate   | 3 482 927                      | 41 462 384                    | 7 058 164                  | 85 100 511                    |
| 2916149000 | Other esters of methacrylic acid                                      | 387 119                        | 2 897 285                     | 1 128 710                  | 9 831 500                     |
| 2916150000 | Oleic,linoleic or linolenic acids,theirsalts and esters               | 172 364                        | 1 758 734                     | 359 452                    | 3 582 514                     |
| 2916160000 | Binapacryl (ISO)  | 0                              | 12                            | 0                          | 3 494                         |
| 2916190000 | Oth unsaturated acyclic monocarboxylicacids, their anhydrides,hal     | 245 362                        | 1 911 066                     | 1 132 092                  | 10 671 285                    |
| 2916200000 | Cyclanic/cycloterpenic, monocarbo acids, their anhyd,halid,peroxy     | 58 411                         | 2 145 958                     | 945 466                    | 23 262 761                    |
| 2916310000 | Benzoic acid, its salts and esters                                    | 754 579                        | 6 405 600                     | 1 404 153                  | 12 439 204                    |
| 2916320000 | Benzoyl peroxide and benzoyl chloride                                 | 58 979                         | 795 453                       | 128 449                    | 1 571 166                     |
| 2916340000 | Phenylacetic acid and its salt  | 0                              | 368                           | 0                          | 8 298                         |
| 2916391000 | 2,4-dichlorophenyl acetic acid & itssalts and esters                  | 27 365                         | 1 300 553                     | 103 280                    | 3 997 797                     |
| 2916392000 | Esters of phenylacetic acid   | 96                             | 4 546                         | 1 105                      | 144 740                       |
| 2916399000 | Oth aromatic monocarboxylic acids,theiranhyd,halide&peroxi,per        | 55 536                         | 681 396                       | 501 873                    | 5 941 709                     |
| 2917110000 | Oxalic acid, its salts and esters                                     | 135 209                        | 1 313 405                     | 142 675                    | 1 341 914                     |
| 2917121000 | Diocetyl adipata, ita salts and esters                                | 153 339                        | 3 200 781                     | 282 735                    | 6 150 088                     |
| 2917129000 | Oth adipic acid, its salts and esters,oth than dioctyl adipata        | 46 822                         | 568 358                       | 84 752                     | 1 314 563                     |
| 2917130000 | Azelaic acid, sebacic acid, their saltsand esters                     | 5 997                          | 294 600                       | 26 917                     | 1 209 838                     |
| 2917140000 | Maleic anhydride  | 399 806                        | 3 016 167                     | 696 673                    | 5 533 272                     |
| 2917190000 | Other acyclic polycarboxylic acids,their anhyd,halid,peroxid&perox    | 122 886                        | 1 689 738                     | 326 630                    | 4 789 234                     |
| 2917200000 | Cyclanic, cyclenic or cycloterpenic polycarboxylic acids, their anhyd | 109 493                        | 1 183 346                     | 231 008                    | 2 696 971                     |
| 2917320000 | Dioctyl orthophthalates   | 323 098                        | 5 550 142                     | 452 854                    | 9 092 995                     |
| 2917330000 | Dinonyl or didecyl orthophthalates                                    | 179 312                        | 1 303 815                     | 370 449                    | 2 922 910                     |
| 2917341000 | Dybutyl orthophthalatas   | 68 580                         | 798 343                       | 135 885                    | 1 602 787                     |
| 2917349000 | Other esters of orthophthalic acid                                    | 213 241                        | 1 204 500                     | 455 541                    | 2 883 847                     |
| 2917350000 | Phthalic anhydride  | 4 874 000                      | 39 780 383                    | 7 112 535                  | 58 102 060                    |
| 2917360000 | Terephthalic acid and its salts                                       | 1 496 000                      | 64 823 745                    | 1 550 595                  | 75 312 294                    |
| 2917370000 | Dimethyl terephthalate  | 25 003                         | 215 047                       | 36 306                     | 323 605                       |
| 2917391000 | Triocetyltrimellitate   | 170 116                        | 1 509 854                     | 373 189                    | 3 437 309                     |
| 2917392000 | Oth phthalic compoud of kind used asplasticisers&ester of phthalic    | 30 163                         | 846 097                       | 61 727                     | 1 686 148                     |
| 2917399000 | Oth aromatic polycarboxylic acids, their anhydrides, halides & perc   | 1 174 222                      | 7 541 196                     | 1 904 749                  | 14 329 777                    |
| 2918110000 | Lactic acid, its salts and esters                                     | 178 159                        | 3 173 078                     | 424 047                    | 6 975 496                     |
| 2918120000 | Tartaric acid   | 54 427                         | 378 129                       | 159 916                    | 1 152 426                     |
| 2918130000 | Salts and esters of tartaric acid                                     | 30 033                         | 527 427                       | 72 623                     | 1 364 237                     |
| 2918140000 | Citric acid   | 4 196 520                      | 36 458 452                    | 3 631 898                  | 34 483 749                    |
| 2918151000 | Calcium citrata   | 173 762                        | 1 720 553                     | 248 257                    | 2 904 794                     |
| 2918159000 | Other salts and esters of citric acid                                 | 843 788                        | 7 547 450                     | 1 071 244                  | 10 324 275                    |
| 2918160000 | Gluconic acid, its salts and esters                                   | 923 060                        | 6 867 998                     | 816 776                    | 6 139 712                     |
| 2918190000 | Oth carboxylic acids w/ alcohol func butw/o oth oxygen func, their    | 42 117                         | 1 433 286                     | 127 933                    | 3 507 652                     |
| 2918210000 | Salicylic acid and its salts  | 61 140                         | 565 550                       | 178 520                    | 1 757 768                     |
| 2918220000 | O-acetylsalicylic acid,its salts andesters                            | 22 950                         | 341 733                       | 81 258                     | 1 304 839                     |
| 2918230000 | Oth ester of salicylic acid and theirsalts                            | 84 334                         | 1 866 079                     | 321 973                    | 6 136 213                     |
| 2918291000 | Alkyl sulphonic ester of phenol                                       | 11 766                         | 39 900                        | 53 705                     | 301 815                       |
| 2918299000 | Oth carboxylic acids w/ phenol func butw/o oxygen func,their anhy     | 38 449                         | 627 431                       | 257 833                    | 4 558 091                     |
| 2918300000 | Carboxylic acids w/ aldehyde/ketone func but w/o oxygen func & i      | 109 267                        | 1 030 172                     | 937 078                    | 15 556 469                    |
| 2918910000 | 2,4,5-t(ISO) (2,4,5-trichlorophenoxyacetic acid), its salt & esters   | 36 000                         | 289 375                       | 28 800                     | 490 600                       |
| 2918990000 | Oth carboxylic acid w/ oxygen func&halid,anhyd,peroxid,peroxyac       | 154 829                        | 981 795                       | 1 247 416                  | 7 013 417                     |
| 2919100000 | Tris(2,3-dibromopropyl) phosphate                                     | 10 131                         | 155 811                       | 48 805                     | 641 195                       |
| 2919900000 | Oth phosphoric ester & their salts inclactophosphates,their haloge    | 40 615                         | 551 699                       | 98 346                     | 1 927 845                     |
| 2920110000 | Parathion (ISO) & parathion-methyl (ISO) (metylparathion)             | 8 921                          | 67 582                        | 64 767                     | 611 229                       |
| 2920190000 | Oth thlophosphoric esters and theirsalts,their halogeneted,nitrate    | 121 311                        | 607 553                       | 253 130                    | 1 264 650                     |
| 2920901000 | Dimethyl sulphate (dms)   | 20 225                         | 475 559                       | 14 949                     | 1 022 040                     |
| 2920909000 | Oth esters of oth inorganic acids of nonmetal&their salts,than dim    | 165 881                        | 934 264                       | 194 062                    | 1 289 916                     |
| 2921110000 | Methylamine, di- or trimethylamine andtheir salts                     | 168 742                        | 1 594 050                     | 279 780                    | 3 138 445                     |
| 2921190000 | Oth acyclic monoamines &their derivative,salts thereof                | 984 162                        | 9 936 842                     | 1 959 589                  | 24 913 955                    |
| 2921210000 | Ethylenediamine and its salts   | 317 635                        | 3 135 300                     | 758 976                    | 7 225 829                     |
| 2921220000 | Hexamethylenediamine and its salts                                    | 28 092                         | 200 705                       | 73 133                     | 975 621                       |
| 2921290000 | Oth acyclic polyamines &their derivative; salt thereof                | 425 704                        | 4 108 054                     | 1 159 586                  | 12 292 660                    |
| 2921300000 | Cyclanic, cyclenic /cycloterpenic mono/polyamines&their derivativ     | 848 491                        | 7 659 925                     | 1 725 887                  | 15 782 960                    |
| 2921410000 | Aniline and its salts   | 168 001                        | 1 472 510                     | 590 369                    | 4 793 136                     |
| 2921420000 | Aniline derivatives and their salts                                   | 47 079                         | 2 173 846                     | 358 391                    | 7 478 560                     |
| 2921430000 | Toluidines & their derivatives; saltsthereof                          | 764                            | 16 667                        | 5 663                      | 151 164                       |

**I.3. IMPOR MENURUT KOMODITI / IMPORT BY HS COMMODITY**  
**\*\*\* NOVEMBER/NOVEMBER 2013 \*\*\***

| H S        | Uraian Komoditi<br>Commodity Description                              | Berat Bersih / Net Weight (Kg) |                               | Nilai / Value C.I.F (US\$) |                               |
|------------|---|--------------------------------|-------------------------------|----------------------------|-------------------------------|
|            |   | Bulan ini<br>Current Month     | Kumulatif<br>Cum.Jan. to date | Bulan ini<br>Current Month | Kumulatif<br>Cum.Jan. to date |
| 2921440000 | Diphenylamine & its derivatives; saltsthereof                         | 737                            | 139 779                       | 4 260                      | 676 585                       |
| 2921450000 | 1-naphthylamine (L-naphthylamine),2-naphthylamine (?-naphthyl;        | 128 835                        | 592 980                       | 587 521                    | 3 054 502                     |
| 2921460000 | Amfetamine(INN), benzfetamine(INN),dexamfetamine(INN),etilam          | 0                              | 2                             | 0                          | 108                           |
| 2921490000 | Oth aromatic monoamines & their derivate; salts thereof               | 1 487                          | 33 630                        | 11 844                     | 1 235 172                     |
| 2921510000 | O-,m-,p-phenylenediam, diaminotoluenes& their derivatives; salts      | 391 304                        | 3 266 586                     | 1 208 500                  | 10 671 723                    |
| 2921590000 | Oth aromatic polyamines & their derivate; salts thereof               | 406 031                        | 3 883 863                     | 1 626 952                  | 20 024 810                    |
| 2922110000 | Monoethanolamina and its salts  | 35 818                         | 1 148 727                     | 78 612                     | 2 248 450                     |
| 2922120000 | Diethanolamine and its salts  | 251 642                        | 1 994 800                     | 377 699                    | 2 926 628                     |
| 2922130000 | Triethanolamine and its salts   | 86 162                         | 1 979 555                     | 313 117                    | 3 759 312                     |
| 2922191000 | Ethambutol &its salts, esters&oth derivesuitable for produc of ant    | 14 600                         | 108 540                       | 46 384                     | 1 509 973                     |
| 2922192000 | D-2-amino-n-butyl-alcohol   | 33 944                         | 359 740                       | 96 352                     | 899 116                       |
| 2922199000 | Oth amino-alcohols,cont one kind of oxygfunc, their athers&ester;     | 51 233                         | 651 695                       | 524 006                    | 11 374 050                    |
| 2922210000 | Amino hydroxynaphthalene sulphonic acids and their salts              | 222 837                        | 2 188 840                     | 1 170 018                  | 8 506 484                     |
| 2922290000 | Oth amino naphthols&oth amino phenol cont one kind of oxygen fu       | 26 626                         | 363 596                       | 365 159                    | 3 100 429                     |
| 2922310000 | Amfepramone (INN), methadone (INN) & normethadone (INN); sal          | 0                              | 1                             | 0                          | 69                            |
| 2922390000 | Oth amino aldehydes, amino ketones&aminoquinones cont one ki          | 3 468                          | 40 667                        | 102 230                    | 739 839                       |
| 2922410000 | Lysine and its esters; salts thereof                                  | 634 611                        | 8 622 285                     | 988 525                    | 15 795 541                    |
| 2922421000 | Glutamic acid   | 6 333                          | 8 134 791                     | 38 550                     | 11 384 623                    |
| 2922422000 | Monosodium glutamate (MSG)  | 1 881 900                      | 24 408 963                    | 2 154 885                  | 26 151 499                    |
| 2922429000 | Oth salt of glutamic acid   | 630                            | 55 284                        | 8 901                      | 295 037                       |
| 2922491000 | Mephenamic acid and its salts   | 49 599                         | 663 170                       | 524 577                    | 7 454 893                     |
| 2922499000 | Oth amino acids, cont one kind of oxygenfunc & their esters; salt t   | 193 549                        | 3 132 368                     | 1 108 373                  | 19 980 822                    |
| 2922501000 | P-aminosalicylic acid & its salts,esterand other derivatives          | 490 209                        | 1 084 261                     | 939 973                    | 2 346 960                     |
| 2922509000 | Oth amino-alcohol/amino-acid-phenols&othamino compound w/             | 101 822                        | 2 518 682                     | 648 488                    | 8 779 151                     |
| 2923100000 | Choline and its salts   | 697 276                        | 9 534 025                     | 912 240                    | 12 091 032                    |
| 2923201000 | Lecithins, whether or not chemicallydefined                           | 1 041 633                      | 12 041 374                    | 1 263 194                  | 15 192 589                    |
| 2923209000 | Phosphoaminolipids, whether or notchemically defined                  | 1 084                          | 332 116                       | 10 315                     | 953 656                       |
| 2923900000 | Oth quarternary ammonium salts andhydroxides whether/not che          | 271 393                        | 7 198 431                     | 860 238                    | 15 541 255                    |
| 2924120010 | Monocrotophos (ISO)   | 1 210                          | 17 606                        | 16 470                     | 298 673                       |
| 2924120090 | Fluoroacetamide (ISO) & phosphamidon(ISO)                             | 19                             | 22 560                        | 318                        | 108 661                       |
| 2924190000 | Oth acyclic amides (incl acyclic carbamates) & their derivatives; sal | 406 517                        | 3 284 176                     | 802 500                    | 8 901 249                     |
| 2924211000 | 4-ethoxyphenylurea (dulcin)   | 258                            | 2 566                         | 1 941                      | 119 014                       |
| 2924212000 | Diuron and monouron   | 25 202                         | 115 656                       | 152 312                    | 663 121                       |
| 2924219000 | Oth ureines & their derivatives; saltsthereof                         | 67 460                         | 498 583                       | 381 709                    | 2 965 146                     |
| 2924291000 | Aspartame   | 66 640                         | 1 191 607                     | 890 100                    | 18 080 411                    |
| 2924292000 | Butylphenylmethyl carbamate, methylisopropyl phenyl carbamate         | 21 097                         | 631 699                       | 111 017                    | 2 474 869                     |
| 2924299010 | Asetaminophen(paracetamol);salicylamide; ethoxybenzamide              | 607 231                        | 6 928 940                     | 2 313 606                  | 26 503 193                    |
| 2924299090 | Oth cyclic amides(incl cyclic carbamate) and their derivatives; salts | 164 837                        | 1 981 866                     | 1 202 662                  | 19 941 999                    |
| 2925110000 | Saccharin and its salts   | 21 000                         | 491 385                       | 117 600                    | 2 790 494                     |
| 2925190000 | Oth imides & their derivatives; saltsthereof                          | 18 652                         | 209 966                       | 95 949                     | 1 097 793                     |
| 2925290000 | Oth imines and their derivatives; andsalts thereof                    | 21 864                         | 354 505                       | 171 989                    | 3 917 253                     |
| 2926100000 | Acrylonitrile   | 1 064 377                      | 6 676 349                     | 2 045 877                  | 12 805 757                    |
| 2926200000 | 1-cyanoguanidine (dicyandiamide)                                      | 20 500                         | 329 536                       | 33 860                     | 1 837 432                     |
| 2926900000 | Other nitrile-function compounds                                      | 118 293                        | 1 355 617                     | 1 164 707                  | 29 237 331                    |
| 2927001000 | Azodicarbonamide  | 238 530                        | 2 414 520                     | 539 472                    | 5 936 327                     |
| 2927009000 | Oth diazo-, azo- or azoxy-compounds                                   | 209 558                        | 3 500 364                     | 735 117                    | 9 819 706                     |
| 2928001000 | Linuron   | 12 888                         | 52 787                        | 80 736                     | 350 465                       |
| 2928009000 | Oth organic derivatives of hidrazine orof hydroxylamine               | 89 391                         | 933 400                       | 409 481                    | 3 763 603                     |
| 2929101000 | Diphenylmethena dilsocyanata (MDI)                                    | 1 084 632                      | 17 294 938                    | 2 562 453                  | 41 954 649                    |
| 2929102000 | Toluene dilsocyanate  | 3 317 238                      | 37 486 855                    | 7 432 358                  | 87 180 300                    |
| 2929109000 | Oth isocyanates   | 418 068                        | 4 681 324                     | 281 252                    | 6 106 247                     |
| 2929901000 | Sodium cyclamate  | 0                              | 57 000                        | 0                          | 118 275                       |
| 2929909000 | Oth compounds with other nitrogen funct                               | 0                              | 21 093                        | 0                          | 110 884                       |
| 2930200000 | Thiocarbamates and dithiocarbamates                                   | 358 233                        | 3 324 053                     | 1 682 202                  | 13 493 417                    |
| 2930300000 | Thiuram mono-, di- or tetrasulphides                                  | 7 730                          | 202 124                       | 103 212                    | 715 367                       |
| 2930400000 | Methionine  | 1 998 717                      | 24 017 418                    | 6 859 851                  | 86 413 497                    |
| 2930500000 | Captafol (ISO) & methamidophos (ISO)                                  | 0                              | 88                            | 0                          | 9 240                         |
| 2930901000 | Dithocarbonates   | 5 225                          | 724 539                       | 41 283                     | 3 450 675                     |
| 2930909000 | Oth organo-sulphur compounds  | 1 248 081                      | 10 462 014                    | 4 323 350                  | 39 878 710                    |
| 2931101000 | Tetramethyl lead  | 0                              | 38 160                        | 0                          | 129 317                       |
| 2931102000 | Tetraethyl lead   | 0                              | 4 000                         | 0                          | 15 400                        |
| 2931200000 | Tributyltin compounds   | 0                              | 25 255                        | 0                          | 25 245                        |
| 2931902000 | N-(phosphonomethyl) glycine and saltsthereof                          | 1 802 732                      | 19 124 859                    | 10 510 045                 | 96 876 966                    |
| 2931903000 | Ethephone   | 62 817                         | 463 884                       | 329 938                    | 3 127 226                     |
| 2931904100 | Organo-arsenic compounds in liquid form                               | 76 509                         | 716 632                       | 84 824                     | 1 241 635                     |
| 2931904900 | Organo-arsenic compounds not liquid form                              | 79 982                         | 871 293                       | 395 064                    | 4 660 891                     |
| 2931909010 | Dimethyltin dicloride (DMTDCI)  | 346 457                        | 1 689 913                     | 2 212 808                  | 8 954 412                     |
| 2931909090 | Oth of oth organo-inorganic compounds                                 | 81 378                         | 1 004 500                     | 213 574                    | 4 496 879                     |
| 2932110000 | Tetrahydrofuran   | 14 927                         | 321 804                       | 54 930                     | 1 122 025                     |
| 2932120000 | 2-furaldehyde (furfuraldehyde)  | 104                            | 421 592                       | 2 570                      | 682 458                       |
| 2932130000 | Furfuryl alcohol and tetrahydrofurfurylalcohol                        | 164 762                        | 907 783                       | 297 007                    | 1 552 315                     |

**I.3. IMPOR MENURUT KOMODITI / IMPORT BY HS COMMODITY**  
**\*\*\* NOVEMBER/NOVEMBER 2013 \*\*\***

| HS         | Uraian Komoditi<br>Commodity Description                              | Berat Bersih / Net Weight (Kg) |                               | Nilai / Value C.I.F (US\$) |                               |
|------------|---|--------------------------------|-------------------------------|----------------------------|-------------------------------|
|            |   | Bulan ini<br>Current Month     | Kumulatif<br>Cum.Jan. to date | Bulan ini<br>Current Month | Kumulatif<br>Cum.Jan. to date |
| 2932190000 | Oth comp cont an unfused furan ring(whet/not hydrogenated) in :       | 7 212                          | 122 369                       | 344 867                    | 4 637 264                     |
| 2932200010 | Coumarin, methylcoumarins andethylcoumarins                           | 27 258                         | 183 980                       | 229 221                    | 1 738 140                     |
| 2932200090 | Other lactones  | 63 313                         | 1 105 239                     | 593 132                    | 7 717 470                     |
| 2932910000 | Isosafrole  | 1                              | 1                             | 210                        | 210                           |
| 2932920000 | 1-(1,3-benzodioxol-5-yl) propan-2-one                                 | 1                              | 1                             | 2 128                      | 2 128                         |
| 2932930000 | Piperonal   | 1 000                          | 56 025                        | 27 500                     | 1 465 500                     |
| 2932991000 | Carbofuran  | 196 017                        | 1 462 853                     | 3 452 022                  | 28 473 651                    |
| 2932999000 | Oth compound contain unfused furan ring(whet/not hydrogenatec         | 173 612                        | 1 537 077                     | 2 289 110                  | 24 298 480                    |
| 2933111000 | Dipyron (analgin)   | 5 822                          | 505 664                       | 127 389                    | 5 819 941                     |
| 2933119000 | Oth phenazone (antipyryn) and its derive                              | 20 014                         | 207 883                       | 389 543                    | 4 108 264                     |
| 2933190000 | Oth compound contain an unfused pyrazole ring (whet/not hydrog        | 3 710                          | 305 890                       | 65 775                     | 13 909 980                    |
| 2933210000 | Hydantoin and its derivatives   | 55 514                         | 590 621                       | 107 045                    | 1 179 661                     |
| 2933291000 | Cimetidine  | 1 711                          | 31 031                        | 99 170                     | 1 022 924                     |
| 2933299000 | Oth compounds cont an unfused imidazolering (whet/not hydrohe         | 56 426                         | 597 836                       | 606 141                    | 10 754 803                    |
| 2933310000 | Pyridine and its salts  | 57 058                         | 1 027 633                     | 532 331                    | 6 250 359                     |
| 2933330000 | Alfentanil (INN), anileridine (INN), bezitramide(INN),bromazepam(     | 85                             | 92                            | 47 055                     | 52 527                        |
| 2933391000 | Chlorpheniramine and isoniazid  | 43 559                         | 335 220                       | 401 087                    | 4 079 466                     |
| 2933393000 | Paraquat salts  | 1 903 530                      | 18 730 083                    | 6 156 314                  | 57 111 650                    |
| 2933399000 | Oth compound cont unfused pyridine ring(whet/not hydrogenatec         | 226 858                        | 3 885 487                     | 3 536 659                  | 46 703 374                    |
| 2933410000 | Levorphanol (INN) and its salts                                       | 0                              | 1                             | 0                          | 301                           |
| 2933490000 | Oth comp cont in struc a quinoline/isoquinoline ring-syst(whet/no     | 2 598                          | 418 993                       | 152 386                    | 7 543 404                     |
| 2933520000 | Malonylurea (barbituric acid) and itsalts                             | 4                              | 73                            | 504                        | 17 604                        |
| 2933530000 | Allobarbital(INN),amoberbital(INN), barbital(INN),butalbital,butob:   | 50                             | 9 095                         | 6 250                      | 12 635                        |
| 2933540000 | Other derivative of malonylurea (barbituric acid), salts thereof      | 76                             | 2 657                         | 666                        | 159 818                       |
| 2933591000 | Diazinon  | 0                              | 83 132                        | 0                          | 497 802                       |
| 2933599000 | Oth comp cont pyrimidine ring (whet/nohydrogenated)/piperazin         | 34 054                         | 848 429                       | 1 236 527                  | 23 223 726                    |
| 2933610000 | Melamine  | 1 360 829                      | 20 343 141                    | 1 742 573                  | 27 630 030                    |
| 2933690000 | Oth comp cont unfused triazine ring(whet/not hydrogenated) in st      | 720 694                        | 9 413 697                     | 1 278 111                  | 17 108 223                    |
| 2933710000 | 6-hexanelactam (epsilon-caprolactam)                                  | 1 928 339                      | 34 394 233                    | 4 614 852                  | 82 874 769                    |
| 2933720000 | Clobazam (INN) and methyprylon (INN)                                  | 0                              | 2 495                         | 0                          | 481 875                       |
| 2933790000 | Oth lactams oth than 6-hexanelactam &clobazam & methyprylon           | 14 718                         | 729 412                       | 226 778                    | 5 675 163                     |
| 2933910000 | Alprazolam(INN), camazepam,chlordiazepoxide(INN), clonazepam,         | 30                             | 1 681                         | 12 496                     | 1 317 850                     |
| 2933991000 | Mebendazole or parbendazole   | 9 718                          | 67 572                        | 90 279                     | 1 908 508                     |
| 2933999000 | Oth heterocyclic compounds with nitrogenhetero-atom(s) only           | 81 564                         | 1 302 491                     | 2 377 551                  | 22 643 863                    |
| 2934100000 | Compounds contain unfused thiazole ring(weth/not hydrogenated         | 9 159                          | 105 354                       | 308 111                    | 3 158 762                     |
| 2934200000 | Compound containing in structure a benzothiazole ring-system, nc      | 204 533                        | 1 759 659                     | 646 126                    | 6 389 150                     |
| 2934300000 | Compound containing in structure a phenothiazine ring-system,no       | 12 000                         | 192 694                       | 57 360                     | 2 312 202                     |
| 2934910000 | Aminorex(INN), brotizolam(INN), clotiazepam,cloxazolam,pemolin        | 0                              | 8 006                         | 0                          | 34 894                        |
| 2934991000 | Nucleic acid and its salts  | 37 589                         | 519 526                       | 404 324                    | 3 829 125                     |
| 2934992000 | Sultones, sultams, diltiazem  | 1 898                          | 35 293                        | 675 628                    | 5 269 489                     |
| 2934994000 | 3-azido-3- deoxythymidine   | 0                              | 36 101                        | 0                          | 187 669                       |
| 2934995000 | Oxadiazon, with a minimum purity of 94%                               | 0                              | 1 001                         | 0                          | 1 955                         |
| 2934999000 | Other nucleic acids&their salts,whet/not chemically define;oth het    | 104 686                        | 2 243 859                     | 2 565 754                  | 51 515 803                    |
| 2935000000 | Sulphonamides.  | 155 466                        | 2 071 168                     | 1 932 483                  | 26 863 991                    |
| 2936210000 | Vitamins A & their derivatives  | 27 556                         | 362 273                       | 731 075                    | 9 190 940                     |
| 2936220000 | Vitamins B1 & its derivatives   | 26 261                         | 342 228                       | 611 984                    | 7 801 273                     |
| 2936230000 | Vitamin B2 & its derivatives  | 9 877                          | 196 420                       | 366 588                    | 6 164 446                     |
| 2936240000 | D-or dl-pantothenic acid (vit B3 orvit B5) & its derivatives          | 53 925                         | 646 273                       | 522 950                    | 6 356 362                     |
| 2936250000 | Vitamin B6 & its derivatives  | 14 341                         | 342 145                       | 362 480                    | 7 784 777                     |
| 2936260000 | Vitamin B12 & its derivatives   | 2 456                          | 69 295                        | 291 080                    | 5 049 860                     |
| 2936270000 | Vitamin C & its derivatives   | 207 317                        | 3 582 078                     | 1 540 221                  | 22 309 878                    |
| 2936280000 | Vitamin E & its derivatives   | 101 985                        | 1 214 562                     | 1 825 088                  | 24 009 164                    |
| 2936290000 | Oth vitamins & their derivatives                                      | 194 102                        | 1 642 694                     | 1 319 250                  | 14 523 699                    |
| 2936900000 | Provitamin, incl natural concentrates,&its derivative for vit, intern | 279 604                        | 3 524 690                     | 1 323 387                  | 25 221 459                    |
| 2937190000 | Oth polypeptide/protein/glycoprotein&hormones,its derivative&stu      | 14                             | 1 261                         | 10 396                     | 272 516                       |
| 2937210000 | Cortisone,hydrocortisone, prednisone&prednisolone (dehydrohyd         | 1 836                          | 9 245                         | 490 997                    | 6 284 073                     |
| 2937220000 | Halogenated derivatives of corticosteroidal hormones                  | 324                            | 12 781                        | 961 654                    | 15 332 584                    |
| 2937230000 | Oestrogens & progestogens   | 1 485                          | 14 397                        | 1 167 253                  | 12 213 256                    |
| 2937290000 | Oth steroidal hormone, their derivative&structural analogues          | 183                            | 5 445                         | 262 962                    | 6 236 285                     |
| 2937500000 | Prostaglandins,thromboxanes&leukotrienes ,their derivatives & st      | 11                             | 86                            | 19 400                     | 123 058                       |
| 2937901000 | Hormones of oxygen-function amino-compounds                           | 31 000                         | 198 005                       | 398 300                    | 2 428 162                     |
| 2937909000 | Oth hormone, its derivative & structural analogues                    | 279                            | 6 933                         | 72 579                     | 1 713 764                     |
| 2938100000 | Rutoside (rutin) & its derivatives                                    | 322                            | 7 760                         | 35 675                     | 403 166                       |
| 2938900000 | Oth glycoside, natural/reprodc by synth& their salts,ethers,esters    | 11 862                         | 98 537                        | 561 571                    | 4 561 189                     |
| 2939111000 | Concentrates of poppy straw and saltsthereof                          | 0                              | 1 310                         | 0                          | 632 746                       |
| 2939119000 | Buprenorphine,codein,ethylmorphin,etorpine,heroin,morphine,ox         | 0                              | 7                             | 0                          | 6 703                         |
| 2939190000 | Oth alkaloids of opium & their derivates; salts thereof               | 1 125                          | 5 264                         | 157 375                    | 955 695                       |
| 2939201000 | Quenine and it salts  | 0                              | 56                            | 0                          | 2 032                         |
| 2939209000 | Oth alkaloid of cinchona and heir derivatives; salts thereof, oth th  | 0                              | 80                            | 0                          | 11 382                        |
| 2939300000 | Caffeine & its salts  | 33 019                         | 492 223                       | 279 763                    | 4 480 623                     |
| 2939410000 | Ephedrine & its salts   | 200                            | 12 262                        | 19 184                     | 707 505                       |

**I.3. IMPOR MENURUT KOMODITI / IMPORT BY HS COMMODITY**  
**\*\*\* NOVEMBER/NOVEMBER 2013 \*\*\***

| H S        | Uraian Komoditi<br>Commodity Description                               | Berat Bersih / Net Weight (Kg) |                               | Nilai / Value C.I.F (US\$) |                               |
|------------|--|--------------------------------|-------------------------------|----------------------------|-------------------------------|
|            |  | Bulan ini<br>Current Month     | Kumulatif<br>Cum.Jan. to date | Bulan ini<br>Current Month | Kumulatif<br>Cum.Jan. to date |
| 2939420000 | Pseudoephedrine (INN) & its salts                                      | 1 275                          | 50 458                        | 69 387                     | 2 881 183                     |
| 2939490010 | Phenylpropanolamine HCl (PPA)  | 6 300                          | 39 438                        | 295 115                    | 1 823 918                     |
| 2939490090 | Oth ephedrine and their salts oth thanephedrin, pseudo, cathine        | 25                             | 936                           | 1 588                      | 14 226                        |
| 2939510000 | Fenetyline(INN) & its salts  | 0                              | 1 001                         | 0                          | 47 536                        |
| 2939590000 | Oth theophylline & aminophylline & theirderivative;salts thereof, c    | 9 918                          | 83 595                        | 203 137                    | 2 854 218                     |
| 2939610000 | Ergometrine (INN) & its salts  | 0                              | 1                             | 0                          | 530                           |
| 2939620000 | Ergotamine (INN) & its salts   | 0                              | 25                            | 0                          | 31 762                        |
| 2939630000 | Lysergic acid & its salts  | 0                              | 1                             | 0                          | 270                           |
| 2939690000 | Oth alkaloids of rye ergot &its derivative; salts thereof              | 0                              | 488                           | 0                          | 1 008 325                     |
| 2939919000 | Ecgonine,levometamfetamine,metamfetamine,metamfet racemat              | 0                              | 438                           | 0                          | 117 103                       |
| 2939991000 | Nicotine sulphate  | 6                              | 30                            | 1 131                      | 5 248                         |
| 2939999000 | Oth vegetable alkaloids, natural/reprodb by synthesis;their salts,eth  | 577                            | 11 880                        | 409 635                    | 2 672 280                     |
| 2940000000 | Sugars, chemically pure oth than sucrose,lactose, maltose, glucose     | 228 493                        | 2 934 870                     | 1 034 938                  | 12 977 748                    |
| 2941101100 | Amoxicillins & its salts, non-sterile                                  | 0                              | 99 457                        | 0                          | 4 219 608                     |
| 2941101900 | Amoxicillins & its salts, sterile                                      | 34 409                         | 1 033 201                     | 941 536                    | 28 821 131                    |
| 2941102000 | Ampicillin & its salts   | 13 615                         | 145 871                       | 585 233                    | 4 994 448                     |
| 2941109000 | Oth penicillins &their derive w/ penicillanic acid structure; salt the | 1 744                          | 72 329                        | 321 370                    | 8 928 537                     |
| 2941200000 | Streptomycins & their derivatives; saltthereof                         | 666                            | 69 438                        | 13 871                     | 406 591                       |
| 2941300000 | Tetracyclines & their derivatives; saltthereof                         | 2 115                          | 420 777                       | 47 343                     | 8 264 947                     |
| 2941400000 | Chloramphenicol & its derivatives; saltthereof                         | 5 265                          | 188 866                       | 262 999                    | 6 715 454                     |
| 2941500000 | Erythromycin & its derivatives; saltthereof                            | 1 749                          | 108 010                       | 878 350                    | 8 009 039                     |
| 2941900000 | Oth antibiotics  | 120 514                        | 1 979 185                     | 4 322 236                  | 59 979 068                    |
| 2942000000 | Oth organic compounds.   | 52 556                         | 1 857 957                     | 898 274                    | 16 065 003                    |
| 3001200000 | Extracts of glands or oth organs or oftheir secretions, for organo-tl  | 2                              | 14 025                        | 5 406                      | 230 154                       |
| 3001900000 | Gland&oth organ for organo-therapeutic&human/animal substanc           | 0                              | 661                           | 0                          | 902 290                       |
| 3002101000 | Plasma protein solutions   | 9 278                          | 37 215                        | 2 474 329                  | 10 157 935                    |
| 3002103000 | Antisera&modified immunological productwhet/not modified/obt           | 8 680                          | 179 153                       | 3 018 122                  | 27 444 006                    |
| 3002109000 | Oth blood fractions, whet/not modified/obtain by biotechnologica       | 86                             | 49 087                        | 22 314                     | 12 105 253                    |
| 3002202000 | Pertusis, measles, meningitis or poliovaccines                         | 690                            | 12 821                        | 700 083                    | 13 628 199                    |
| 3002209010 | Hepatitis vaccine  | 2 159                          | 15 069                        | 305 095                    | 3 324 226                     |
| 3002209090 | Oth vaccines for human medicine oth than tetanus,partusis,messlk       | 5 447                          | 68 088                        | 2 093 037                  | 35 307 228                    |
| 3002300000 | Vaccines for veterinary medicine                                       | 75 267                         | 1 067 021                     | 2 998 002                  | 35 517 958                    |
| 3002900000 | Human blood;animal blood for therapeutic,prophylactic/diagnosti        | 11 308                         | 104 237                       | 1 285 874                  | 9 660 119                     |
| 3003101000 | Medicaments cont amoxicillin (INN) or itsalts, not for retail sale     | 40                             | 19 529                        | 4 000                      | 386 299                       |
| 3003102000 | Medicaments cont ampicillin (INN) or itsalts, not for retail sale      | 0                              | 70                            | 0                          | 1 819                         |
| 3003109000 | Oth medcn cont penicillins /derivative'sw/ penicillanic acid stru,no   | 2 881                          | 7 326                         | 440 224                    | 1 374 983                     |
| 3003200000 | Medicaments containing oth antibiotics                                 | 437                            | 21 084                        | 98 975                     | 1 739 107                     |
| 3003310000 | Medicaments cont insulin not put up inmeasur. doses - for ret sale     | 0                              | 368                           | 0                          | 34 276                        |
| 3003390000 | Medicaments cont hormon oth insulin/prodhead 2937 not cont ar          | 2 383                          | 21 155                        | 49 728                     | 572 413                       |
| 3003400090 | Medicament cont alkaloid/driv not containharmone/head 2937/an          | 0                              | 9 335                         | 0                          | 3 507 072                     |
| 3003900000 | Oth medicaments cont mix _2 constituentsfor therapeutic/prophy         | 2 746                          | 483 511                       | 547 113                    | 10 338 101                    |
| 3004101600 | Medicaments cont ampicillin,amoxycillin/their salts, of a kind take    | 0                              | 7 489                         | 0                          | 71 012                        |
| 3004101900 | Oth medicaments cont penicillins/theirderivatives, in doses/for rel    | 25 592                         | 402 068                       | 635 929                    | 4 842 682                     |
| 3004102100 | Medicaments cont streptomycins/derivativ, in ointment form, in d       | 0                              | 64                            | 0                          | 1 875                         |
| 3004102900 | Medicaments cont streptomycins/derivativ,other than ointment fc        | 637                            | 16 616                        | 237 521                    | 2 047 082                     |
| 3004201000 | Medicaments cont gentamycin, lincomycin,sulfamethoxazole/deri          | 0                              | 38 060                        | 0                          | 713 885                       |
| 3004203100 | Medicaments cont erythromycin/its derivative for taking orally, fo     | 0                              | 18 074                        | 0                          | 256 921                       |
| 3004203200 | Medicaments cont erythromycin/its derivative in ointment form, f       | 1 716                          | 8 015                         | 250 827                    | 1 139 808                     |
| 3004203900 | Oth medicaments cont erythromycin/derive,oth for taking orally/c       | 479                            | 2 797                         | 627 446                    | 1 660 460                     |
| 3004207100 | Medicaments cont tetracycline/chloramphenicols/derive for taker        | 0                              | 30 467                        | 0                          | 189 768                       |
| 3004207900 | Medicaments cont tetracycline/chloramphenicols/derive oth takei        | 9 041                          | 41 242                        | 104 641                    | 373 020                       |
| 3004209100 | Oth medicaments cont oth antibiotics for taking orally/ointment fc     | 3 541                          | 20 633                        | 103 306                    | 2 256 573                     |
| 3004209900 | Oth medicaments cont oth antibiotics oth taking orally/ointment f      | 45 565                         | 447 581                       | 1 197 193                  | 11 557 803                    |
| 3004310000 | Medicaments contain insulin-but not contantibiotics, in doses/for      | 7 418                          | 73 223                        | 2 892 362                  | 31 625 860                    |
| 3004324000 | Medicaments cont hydrocortisone sodiumsuccinate/fluocinolone ;         | 0                              | 2 168                         | 0                          | 9 776                         |
| 3004329000 | Oth med cont corticosteroid hormon,theirderivative/struc analog,       | 1 510                          | 10 684                        | 142 035                    | 1 379 989                     |
| 3004390000 | Oth med cont hormon oth than coricosteroid&insulin,not cont ant        | 39 565                         | 749 638                       | 1 156 410                  | 22 315 830                    |
| 3004401000 | Medicaments cont morphine/its derivative ,for injection, in doses      | 0                              | 1 691                         | 0                          | 225 211                       |
| 3004402000 | Medicaments cont quinine hydrochloride/dihydro-chlorid,for injec       | 844                            | 1 816                         | 34 650                     | 85 836                        |
| 3004404000 | Medicaments cont quinine/its salts/ antimalaria subtc oth than he      | 0                              | 5                             | 0                          | 850                           |
| 3004405000 | Medicaments cont papaverine/berberine,of taken orally,in doses.        | 0                              | 375                           | 0                          | 180 375                       |
| 3004407000 | Medicaments cont atropine sulphate, indosses/for retail sale           | 0                              | 566                           | 0                          | 78 741                        |
| 3004409010 | Medicaments cont morphine/its derivative,for taking orally, in dos     | 220                            | 1 229                         | 218 722                    | 926 672                       |
| 3004409090 | Medi cont oth alkaloids/derive thereof,not cont hormones/antibic       | 28 299                         | 1 595 575                     | 759 557                    | 6 662 546                     |
| 3004501000 | Oth medicament cont vitamins of a kindsuitable for children in syr     | 2 020                          | 14 683                        | 38 247                     | 116 529                       |
| 3004502100 | Oth medicament cont vitamins > 1 of kind taken orally                  | 0                              | 1 416                         | 0                          | 102 416                       |
| 3004502900 | Oth medicament cont vitamins>1 oth thanof kind taken orally            | 1 000                          | 44 650                        | 43 854                     | 4 087 301                     |
| 3004509100 | Oth medicaments cont vitamins A,B or C                                 | 248                            | 1 963                         | 47 852                     | 508 003                       |
| 3004509900 | Oth medicament cont vitamin (oth than A,B,C) or oth products of l      | 28 387                         | 254 771                       | 659 747                    | 6 892 410                     |
| 3004901000 | Transdermal therapeutic systems patchesfor cancer treatment or l       | 1 015                          | 29 436                        | 247 159                    | 5 032 541                     |
| 3004902000 | Closed sterile water for inhalation,pharmaceutical grade               | 0                              | 378                           | 0                          | 10 632                        |



**I.3. IMPOR MENURUT KOMODITI / IMPORT BY HS COMMODITY**  
**\*\*\* NOVEMBER/NOVEMBER 2013 \*\*\***

| HS         | Uraian Komoditi<br>Commodity Description                               | Berat Bersih / Net Weight (Kg) |                               | Nilai / Value C.I.F (US\$) |                               |
|------------|--|--------------------------------|-------------------------------|----------------------------|-------------------------------|
|            |  | Bulan ini<br>Current Month     | Kumulatif<br>Cum.Jan. to date | Bulan ini<br>Current Month | Kumulatif<br>Cum.Jan. to date |
| 3004903000 | Antiseptics  | 72 501                         | 743 160                       | 223 304                    | 3 795 081                     |
| 3004904900 | Oth anaesthetics oth than cont procainehydrochloride                   | 1 837                          | 21 172                        | 621 179                    | 2 746 365                     |
| 3004905100 | Analgesics,antipyretic&oth med cont paracetamol/dipyrone,acetyl        | 334                            | 6 413                         | 14 566                     | 448 494                       |
| 3004905200 | Analgesics,antipyretics & oth med contchlorphenimamine maleate         | 0                              | 20                            | 0                          | 11 205                        |
| 3004905400 | Analgesics,antipyretics & oth med contpiroxicam (INN) or ibuprofe      | 0                              | 17 000                        | 0                          | 172 150                       |
| 3004905500 | Oth analgesic,antipyretic&oth cough/coldmedicament, in liniment        | 0                              | 1 940                         | 0                          | 91 066                        |
| 3004905990 | Oth analgesics,antipyretics & oth cough/cold medicmn, whet/not c       | 1 657                          | 49 904                        | 73 665                     | 2 748 372                     |
| 3004906100 | Antimalarials cont artemisinin, artesunate or chloroquine              | 1 183                          | 24 335                        | 57 870                     | 1 577 432                     |
| 3004906900 | Oth antimalarials oth than use forherbal medicaments                   | 3                              | 1 364                         | 243                        | 42 721                        |
| 3004907100 | Anthelmintic containing piperazine ormebendazole (INN)                 | 4 003                          | 9 835                         | 18 329                     | 52 139                        |
| 3004907900 | Other anthelmintic oth than use forherbal medicaments                  | 0                              | 2 375                         | 0                          | 148 973                       |
| 3004908100 | Oth med for cancer,HIV/AIDS/oth intractable disease cont deferox       | 603                            | 7 085                         | 122 901                    | 1 034 409                     |
| 3004908200 | Anti HIV/AIDS medicaments  | 506                            | 3 131                         | 107 291                    | 635 232                       |
| 3004908900 | Oth medicaments for other intractablediseases oth than HIV/AIDS        | 4 090                          | 1 538 281                     | 2 111 791                  | 29 686 819                    |
| 3004909100 | Oth medicam cont sodium chloride/glucose, for infusion                 | 391 811                        | 4 850 936                     | 472 292                    | 7 171 481                     |
| 3004909200 | Oth medicam cont sorbitol/salbutamol for infusion                      | 2 805                          | 61 638                        | 64 078                     | 1 845 010                     |
| 3004909400 | Oth medicam cont cimetidine/ranitidine,oth than for injection/inft     | 4 439                          | 41 191                        | 508 719                    | 6 573 802                     |
| 3004909800 | Other medicament for herbal medicaments, for retail sale               | 41 715                         | 1 176 914                     | 125 609                    | 2 958 125                     |
| 3004909900 | Other medicaments oth than herbal medicaments, for retail sale         | 1 252 512                      | 10 934 991                    | 22 861 274                 | 227 870 785                   |
| 3005101000 | Adhesive dressing&oth articles w/ adhesive layer,impregnate/coat       | 22                             | 5 898                         | 28 511                     | 163 143                       |
| 3005109000 | Adhesive dressing&oth articles w/ adhesive layer than impreg/coa       | 22 296                         | 114 059                       | 324 103                    | 1 393 783                     |
| 3005901000 | Bandages,impregnated/coated w/ pharmacysubst,for retail for me         | 933                            | 255 179                       | 22 493                     | 3 430 717                     |
| 3005902000 | Gauze, impregnated/coated w/ pharmacysubst,for retail for medic        | 21 588                         | 124 442                       | 350 978                    | 2 267 945                     |
| 3005909000 | Wadding&similar articles,impregnated/coate w/pharmacy subst,fc         | 15 645                         | 262 557                       | 507 671                    | 6 291 618                     |
| 3006101000 | Sterile absorbable surgical/dental yarn; sterile surgical/dental adhe  | 5 933                          | 42 147                        | 227 599                    | 4 710 251                     |
| 3006109000 | Sterile surgical catgut,sterile adhesive tissue for surgicl wound clos | 3 546                          | 53 188                        | 631 700                    | 8 034 807                     |
| 3006200000 | Blood-grouping reagents  | 1 274                          | 11 858                        | 323 800                    | 2 671 085                     |
| 3006302000 | Reagents of microbial origin of kindsuitabel for veterinary biologic   | 270                            | 6 870                         | 51 944                     | 285 061                       |
| 3006303000 | Oth microbial diagnostic reagents                                      | 79                             | 958                           | 8 329                      | 140 502                       |
| 3006309000 | Oth opacifying prep for x-ray exam;othdiagnostic reagents designe      | 1 624                          | 79 239                        | 109 822                    | 4 224 670                     |
| 3006401000 | Dental cements & oth dental fillings                                   | 1 880                          | 11 580                        | 176 171                    | 982 583                       |
| 3006500000 | First-aid boxes & kits   | 95                             | 3 728                         | 965                        | 59 801                        |
| 3006600000 | Chemical contraceptive prep based on hormones/on product heac          | 0                              | 9 808                         | 0                          | 612 655                       |
| 3006700000 | Gel prep designe used in human/vet medic as lubricant for parts o      | 4 046                          | 57 761                        | 130 833                    | 6 910 594                     |
| 3006910000 | Appliances identifiable for ostomy use                                 | 6                              | 524                           | 3 341                      | 178 959                       |
| 3006929000 | Waste pharmaceuticals of medic oth thanfor treatment of cancer,        | 0                              | 109                           | 0                          | 9 414                         |
| 3101001100 | Supplement fertilizers in liquid form,not chemical treat-of solely ve  | 15 917                         | 336 443                       | 56 640                     | 504 949                       |
| 3101001200 | Supplement fertilisers in liquid form,chemical intreated of solely ve  | 0                              | 290 195                       | 0                          | 79 156                        |
| 3101001900 | Oth supplement fertilisers chem/not chem treated oth than liquid       | 139 360                        | 2 025 214                     | 210 191                    | 2 161 527                     |
| 3101009100 | Suppliment fertilisers, in liquid form, not chemically treated of ani  | 0                              | 54 718                        | 0                          | 116 162                       |
| 3101009200 | Supplements fertilisers of animal origin(oth than guano), chemical     | 0                              | 2 265                         | 0                          | 2 802                         |
| 3101009900 | Oth animal/vegetable fertilisers,mixing/chemical treat of animal/v     | 0                              | 80 256                        | 0                          | 395 971                       |
| 3102100000 | Urea, whether/not in aqueous solution                                  | 990 000                        | 64 744 925                    | 305 910                    | 22 142 419                    |
| 3102210000 | Ammonium sulphate  | 42 515 500                     | 656 295 180                   | 5 807 181                  | 121 175 016                   |
| 3102290000 | Double salts & mix of ammonium sulphate& ammonium nitrate              | 1 908                          | 1 251 053                     | 15 246                     | 833 146                       |
| 3102300000 | Ammonium nitrate, whether/not in aqueous solutions                     | 18 104 200                     | 224 804 465                   | 9 578 624                  | 127 499 542                   |
| 3102400000 | Mixture of ammonium nitrate with calcium carbonate/oth inorgan         | 0                              | 1 334 905                     | 0                          | 511 509                       |
| 3102500000 | Sodium nitrate   | 919 026                        | 7 285 585                     | 441 912                    | 3 574 813                     |
| 3102600000 | Double salts & mixtures of calciumnitrate & ammonium nitrate           | 794 459                        | 10 892 098                    | 261 910                    | 4 011 052                     |
| 3102900000 | Oth mineral/chem fertilisers,nitrogenous,incl mixt not specified in    | 6 030 986                      | 6 885 494                     | 1 084 907                  | 1 539 438                     |
| 3103109000 | Superphosphates not feed grade   | 55 335 300                     | 344 191 238                   | 15 953 999                 | 106 593 285                   |
| 3103909000 | Other mineral or chemical fertilisers,phosphatic, oth than superph     | 45 402 120                     | 671 028 908                   | 5 323 086                  | 89 008 775                    |
| 3104200000 | Potassium chloride   | 135 468 182                    | 2 130 392 113                 | 45 908 567                 | 917 884 262                   |
| 3104300000 | Potassium sulphate   | 1 203 097                      | 3 345 912                     | 746 181                    | 2 171 618                     |
| 3104900000 | Other mineral/chemical fertilisers,potassic,oth than potassium chl     | 3 258 416                      | 40 588 719                    | 1 306 364                  | 19 651 547                    |
| 3105101000 | Superphosphates & calcined phosphaticfertiliser in tablet/sim for      | 0                              | 3                             | 0                          | 568                           |
| 3105102000 | Min/chem fert cont 2/3 of nitrogen,phosphorus&potassium,in tab         | 200 093                        | 407 260                       | 199 304                    | 520 396                       |
| 3105109000 | Oth min/chem fert cont 2/3 of nitrogen,phosp&potass,in tabs/sim        | 1 497                          | 51 888                        | 15 900                     | 205 106                       |
| 3105200000 | Mineral/chemical fertiliser contan 3 elements nitrogen,phosphoru       | 16 645 303                     | 195 626 671                   | 8 125 786                  | 109 464 799                   |
| 3105300000 | Diammonium hydrogenorthophosphate(diammonium phosphate)                | 10 781 383                     | 113 009 283                   | 4 169 200                  | 55 206 493                    |
| 3105400000 | Ammonium dihydrogenorthophosphate (monoammon phosph)&n                 | 1 286 000                      | 9 133 642                     | 515 815                    | 4 844 159                     |
| 3105510000 | Oth mineral/chemical fertilisers contain nitrates & phosphates         | 728                            | 9 448 153                     | 6 546                      | 3 525 822                     |
| 3105590000 | Oth mineral/chemical fertilisers contain nitrogen&fosfor, than nitr    | 3 765 715                      | 25 552 423                    | 1 241 435                  | 13 159 202                    |
| 3105600000 | Mineral/chemical fertilisers contain 2fertilising element phosphori    | 5 612                          | 154 454                       | 2 226                      | 208 624                       |
| 3105900000 | Oth mineral/chemical fertiliser cont 2/3elements nitrogen,phosph       | 7 883                          | 31 147 922                    | 25 160                     | 14 384 314                    |
| 3201100000 | Quebracho extract  | 0                              | 143 207                       | 0                          | 310 430                       |
| 3201200000 | Wattle extract   | 86 500                         | 517 357                       | 149 225                    | 815 398                       |
| 3201901000 | Gambier  | 0                              | 1 006                         | 0                          | 3 572                         |
| 3201909000 | Oth tanning extract of vegetable origin;tannine & their salts,esters   | 2 699                          | 32 380                        | 15 448                     | 215 258                       |
| 3202100000 | Synthetic organic tanning substances                                   | 315 607                        | 2 683 382                     | 582 930                    | 5 236 012                     |
| 3202900000 | Inorganic tanning subst;tanning prep whe/not cont natura tanning       | 346 346                        | 3 653 737                     | 414 922                    | 4 913 681                     |

**I.3. IMPOR MENURUT KOMODITI / IMPORT BY HS COMMODITY**  
**\*\*\* NOVEMBER/NOVEMBER 2013 \*\*\***

| H S        | Uraian Komoditi<br>Commodity Description                                | Berat Bersih / Net Weight (Kg) |                               | Nilai / Value C.I.F (US\$) |                               |
|------------|---|--------------------------------|-------------------------------|----------------------------|-------------------------------|
|            |   | Bulan ini<br>Current Month     | Kumulatif<br>Cum.Jan. to date | Bulan ini<br>Current Month | Kumulatif<br>Cum.Jan. to date |
| 3203001000 | Coloring matter of vegetable or animalsuitable for use in food/drir     | 39 489                         | 197 614                       | 335 285                    | 3 611 223                     |
| 3203009000 | Coloring matter of vegetable/animal notsuitable for use in food/dr      | 22 973                         | 130 668                       | 54 031                     | 2 649 420                     |
| 3204111000 | Disperse dyes & preparations based thereon, crude                       | 1 012 628                      | 12 170 853                    | 6 379 816                  | 60 753 601                    |
| 3204119000 | Disperse dyes & preparations based thereon, oth than crude              | 1 128 955                      | 10 263 979                    | 6 983 879                  | 60 071 077                    |
| 3204121000 | Acid dyes whether or not premetallised & preparations based ther        | 66 664                         | 979 249                       | 419 952                    | 5 811 701                     |
| 3204129000 | Mordant dyes& preparations based thereon                                | 34 432                         | 228 636                       | 232 787                    | 1 776 027                     |
| 3204130000 | Basic dyes & preparations based thereon                                 | 46 216                         | 665 114                       | 152 024                    | 2 687 318                     |
| 3204140000 | Direct dyes & preparations based thereon                                | 453 727                        | 4 740 754                     | 2 327 504                  | 22 031 692                    |
| 3204150000 | Vat dyes(incl those usable in that state as pigments) &preparation:     | 321 729                        | 3 268 144                     | 1 832 504                  | 18 631 910                    |
| 3204160000 | Reactive dyes&preparations based thereon                                | 1 181 735                      | 12 374 590                    | 6 121 915                  | 58 024 216                    |
| 3204170010 | Synthetic organic pigment in powder form                                | 834 320                        | 9 576 815                     | 7 177 310                  | 85 751 661                    |
| 3204170090 | Other pigment&preparations based thereonoth than in powder fo           | 612 727                        | 6 704 369                     | 4 415 388                  | 41 742 253                    |
| 3204190000 | Oth synth organic coloring matter, inclmix of color subhead 3204.1      | 527 045                        | 4 900 822                     | 1 512 018                  | 14 537 577                    |
| 3204200000 | Synthetic organic prods of a kind usedas fluorescent brightening a      | 352 369                        | 3 800 846                     | 2 245 973                  | 26 068 849                    |
| 3204900000 | Oth synthetic organic coloring, matter,w/ or not chemically define      | 184 984                        | 1 696 004                     | 684 360                    | 8 432 884                     |
| 3205000000 | Color lakes;preparations as specified inthis chap based on color lak    | 83 739                         | 1 417 089                     | 347 163                    | 5 740 879                     |
| 3206111000 | Pigment base on titanium dioxide contain by weight _ 80 % on dry        | 5 562 931                      | 62 057 586                    | 15 021 095                 | 174 336 489                   |
| 3206119000 | Preparate base on titanium dioxide contain by weight _ 80 % on dr       | 660 244                        | 6 094 275                     | 1 965 668                  | 19 442 626                    |
| 3206191000 | Pigment base on titanium dioxide contain by weight < 80 % on dry        | 89 024                         | 1 354 690                     | 624 110                    | 7 495 418                     |
| 3206199000 | Preparate base on titanium dioxide contain by weight < 80 % on dr       | 224 708                        | 1 429 984                     | 775 106                    | 6 499 804                     |
| 3206201000 | Chrome yellow,chrome green,molybdateorange/red base on chroi            | 90 846                         | 1 418 437                     | 353 554                    | 6 043 175                     |
| 3206209000 | Oth pigments & preparations based onchromium compounds                  | 411                            | 47 515                        | 99 992                     | 1 238 895                     |
| 3206411000 | Preparations based on ultramarine                                       | 1 727                          | 68 083                        | 20 525                     | 332 765                       |
| 3206419000 | Ultramarine   | 81 619                         | 1 499 730                     | 180 053                    | 3 016 035                     |
| 3206421000 | Preparations based on zinc sulphide                                     | 498                            | 172 639                       | 3 940                      | 230 930                       |
| 3206429000 | Litophone & oth pigments based on zincsulphide                          | 113 376                        | 601 993                       | 73 644                     | 1 189 708                     |
| 3206491000 | Preparations of other colouring matter                                  | 153 055                        | 2 299 326                     | 859 502                    | 9 666 964                     |
| 3206499000 | Other colouring matter other than ultramarine & lithopone               | 245 398                        | 2 858 346                     | 1 430 493                  | 18 829 905                    |
| 3206501000 | Preparations of inorganic pigment of akind used as luminophores         | 19 520                         | 364 934                       | 152 334                    | 2 664 054                     |
| 3206509000 | Oth inorganic pigment/colouring matterof a kind used as luminopt        | 100 913                        | 1 225 781                     | 192 845                    | 4 189 771                     |
| 3207100000 | Prepared pigments, prep opacificers prepcolors & similar prep           | 918 609                        | 8 575 808                     | 3 329 164                  | 37 110 005                    |
| 3207201000 | Enamel frits  | 387 121                        | 8 961 921                     | 451 890                    | 7 748 707                     |
| 3207209000 | Oth vitrifiable enamels & glazes, engobe (slips) similar prep           | 2 816 973                      | 21 148 280                    | 1 565 215                  | 15 214 702                    |
| 3207300000 | Liquid lustres & similar preparations                                   | 36 063                         | 470 884                       | 559 318                    | 3 028 629                     |
| 3207400000 | Glass frit & oth glass, in the form ofpowder granules or flakes         | 9 367 285                      | 107 042 204                   | 4 122 038                  | 54 965 936                    |
| 3208101100 | Varnishes>100-c hr,based on polyesterfor dental use, dispersed in       | 482                            | 5 090                         | 3 697                      | 107 207                       |
| 3208101900 | Oth varnishes based on polyesters <100-c hr,disper in a nonaqueo        | 47 394                         | 765 821                       | 251 877                    | 3 773 123                     |
| 3208109000 | Other paints & varnishe (incl enamels & lacquers)polyester dispers      | 340 023                        | 4 096 082                     | 1 940 209                  | 20 935 549                    |
| 3208204000 | Anti-fouling/anti-corrosive paints forships hull base on acrylic/viny   | 55 103                         | 1 357 417                     | 329 762                    | 6 147 855                     |
| 3208207000 | Varnishes (including lacquers), of akind used in dentistry              | 18 799                         | 209 589                       | 63 221                     | 592 958                       |
| 3208209000 | Other paints & varnishes (incl enamels& lacquers) based on acrylic,     | 561 966                        | 6 932 340                     | 3 236 374                  | 36 512 786                    |
| 3208901100 | Varnishes (incl.lacquers),exceed >100-cheat-resistant used in dent      | 2 686                          | 22 788                        | 20 853                     | 217 487                       |
| 3208901900 | Varnishes (incl.lacquers),exceed >100-cheat-resistant used in oth t     | 137 489                        | 3 327 789                     | 948 308                    | 18 161 611                    |
| 3208902100 | Varnishes (incl.lacquers),exceed <100-cheat-resistant used in dent      | 0                              | 16 674                        | 0                          | 45 200                        |
| 3208902900 | Varnishes (incl.lacquers),exceed <100-cheat-resistant used in oth t     | 164 721                        | 2 183 087                     | 1 139 615                  | 17 572 429                    |
| 3208909000 | Oth paints & varnishes dispersad/dissolved in a nonaqueous med          | 690 335                        | 7 606 299                     | 3 290 543                  | 37 501 320                    |
| 3209101000 | Varnishes(inc lacquer)>100-c hr-acrylicvinyl polymer, dispersed in .    | 165 749                        | 2 010 680                     | 556 939                    | 4 739 368                     |
| 3209104000 | Leather paints-based on acrylic or vinyl polymers dispers in a aque     | 2 175                          | 9 687                         | 11 506                     | 49 696                        |
| 3209105000 | Anti-fouling/corrosive paints for shipshulls based on acrylic/vynil p   | 10 451                         | 901 840                       | 30 521                     | 2 579 164                     |
| 3209109000 | Oth paints & varnishes dispersedaqueous/dissolved in aqueuos mec        | 523 778                        | 5 429 399                     | 1 280 529                  | 14 202 222                    |
| 3209900000 | Oth paints based on others varnishesdispers in a aqueous medium         | 627 850                        | 8 226 187                     | 1 682 590                  | 24 416 689                    |
| 3210001010 | Varnishes (incl lacq) exc > 100-c hrresist of a kind used for finish le | 16 912                         | 307 969                       | 59 694                     | 1 138 709                     |
| 3210001090 | Varnishes (incl lacq) exc < 100-c hrresist of a kind used for finish le | 14 748                         | 379 146                       | 840 890                    | 2 989 203                     |
| 3210002000 | Distempers of a kind used for finishingleather                          | 0                              | 5                             | 0                          | 21                            |
| 3210003000 | Prepared water pigments of a kind usedfor finishing leather             | 11 501                         | 193 277                       | 29 955                     | 528 204                       |
| 3210005000 | Polyurethane tar coating of a kind usedfor finishing leather            | 8 994                          | 307 977                       | 122 309                    | 12 438 524                    |
| 3210009100 | Oth anti-fouling/corr paints for ships,hulls based on polyurethane      | 5 445                          | 118 364                       | 13 763                     | 323 512                       |
| 3210009900 | Other paints & varnishes of a kind usedfor finishing leather            | 66 596                         | 933 938                       | 329 767                    | 4 943 892                     |
| 3211000000 | Prepared driers   | 133 602                        | 1 688 101                     | 402 869                    | 5 406 011                     |
| 3212100000 | Stamping foils  | 73 035                         | 922 253                       | 685 871                    | 7 593 610                     |
| 3212901100 | Aluminium paste   | 166 640                        | 2 337 893                     | 840 856                    | 14 863 701                    |
| 3212901300 | White lead dispersed in oil   | 0                              | 221 380                       | 0                          | 1 679 651                     |
| 3212901400 | Oth pigments of aluminium paste, whitelead dispersed in oil for le      | 23 092                         | 558 185                       | 182 174                    | 2 718 627                     |
| 3212901900 | Oth than pigments of aluminium paste,white lead dispersed in oil l      | 224 133                        | 1 872 505                     | 864 518                    | 7 555 316                     |
| 3212902100 | Dyes and oth coloring matter put of informs or packing in the food      | 0                              | 1 033                         | 0                          | 7 404                         |
| 3212902200 | Oth dyes used in the food or drinkindustries                            | 19 092                         | 100 635                       | 27 397                     | 161 355                       |
| 3212902900 | Oth than dyes in the food or drinkindustries                            | 24 310                         | 528 371                       | 286 920                    | 4 217 786                     |
| 3213100000 | Colours in tablet, tube, jar, bottle,pan, similar form or packing for : | 51 480                         | 892 052                       | 228 801                    | 3 574 239                     |
| 3213900000 | Oth color not in tablet, tube, jar,bottle, pan/similar form/packing     | 37 240                         | 279 885                       | 47 521                     | 934 913                       |
| 3214100000 | Glaziers putty, grafting putty, cementscaulking compound                | 896 321                        | 7 176 196                     | 2 683 746                  | 22 547 349                    |
| 3214900000 | Oth glaziers putty, grafting putty,cements caulking compound            | 636 012                        | 7 820 935                     | 1 742 229                  | 25 424 314                    |

**I.3. IMPOR MENURUT KOMODITI / IMPORT BY HS COMMODITY**  
**\*\*\* NOVEMBER/NOVEMBER 2013 \*\*\***

| H S        | Uraian Komoditi<br>Commodity Description                              | Berat Bersih / Net Weight (Kg) |                               | Nilai / Value C.I.F (US\$) |                               |
|------------|---|--------------------------------|-------------------------------|----------------------------|-------------------------------|
|            |   | Bulan ini<br>Current Month     | Kumulatif<br>Cum.Jan. to date | Bulan ini<br>Current Month | Kumulatif<br>Cum.Jan. to date |
| 3215111000 | Printing uv curable inks-black  | 8 182                          | 127 108                       | 62 035                     | 1 131 007                     |
| 3215119000 | Printing inks other than uv curableinks- black                        | 281 849                        | 3 310 513                     | 4 033 692                  | 71 244 203                    |
| 3215190000 | Printing inks, other than black                                       | 743 485                        | 7 623 327                     | 5 392 772                  | 65 068 138                    |
| 3215901000 | Carbon mass for one time carbon paper                                 | 59                             | 93 097                        | 10 154                     | 248 997                       |
| 3215906000 | Drawing ink and writing ink   | 23 846                         | 556 119                       | 309 306                    | 5 650 823                     |
| 3215907000 | Ink of a kind suitable for use withduplicating machines of heading i  | 1 250                          | 37 185                        | 27 585                     | 313 402                       |
| 3215909000 | Oth ink of a kind suitable for use withduplicating machines of heac   | 119 816                        | 1 346 529                     | 870 989                    | 11 609 949                    |
| 3301120000 | Essential oils of citrus of orange                                    | 32 566                         | 725 467                       | 349 948                    | 5 899 188                     |
| 3301130000 | Essential oils of citrus of lemon                                     | 3 975                          | 132 553                       | 65 570                     | 3 432 870                     |
| 3301190000 | Other essential oils of citrus fruit                                  | 5 408                          | 192 882                       | 131 939                    | 2 998 452                     |
| 3301240000 | Essential oils - of peppermint(mentha piperita)                       | 35 009                         | 538 769                       | 796 292                    | 12 297 316                    |
| 3301250000 | Essential oils - oth of peppermint(mentha piperita)                   | 80 128                         | 204 516                       | 1 262 609                  | 3 142 441                     |
| 3301290010 | Oth essential oil of lemon grass,citronella, nutmeg, cinnamon, ging   | 72 025                         | 118 725                       | 938 213                    | 1 550 756                     |
| 3301290020 | Oth essential oils of sandalwood                                      | 0                              | 215                           | 0                          | 9 270                         |
| 3301290090 | Oth essential oils-oth thanpharmaceutical grade                       | 539 912                        | 4 023 382                     | 18 741 993                 | 80 477 424                    |
| 3301300000 | Resinoids   | 8 717                          | 194 466                       | 116 149                    | 1 606 799                     |
| 3301901000 | Aqueous distillates & solutions ofessential oils suitable for medic u | 14 495                         | 28 895                        | 142 184                    | 347 413                       |
| 3301909000 | Oth essential oils (terpeneless or not),incl concretes& absolutes; re | 38 354                         | 840 532                       | 790 251                    | 12 389 364                    |
| 3302101000 | Odoriferous alcoholic prep for thealcohol beverages, liquid form      | 0                              | 1 020                         | 0                          | 28 634                        |
| 3302102000 | Odoriferous alcoholic prep for thealcohol beverages, in oth form      | 0                              | 1 000                         | 0                          | 1 176                         |
| 3302109000 | Oth mixed of odoriferous of a kind usedin the food or drink industri  | 451 905                        | 4 698 556                     | 6 514 446                  | 68 375 622                    |
| 3302900000 | Oth prep based on odoriferous substancesfor the manufacture of l      | 1 779 073                      | 21 402 626                    | 29 076 682                 | 326 103 768                   |
| 3303000000 | Perfumes & toilet waters  | 201 681                        | 1 951 589                     | 11 707 116                 | 112 573 301                   |
| 3304100000 | Lip make-up preparations  | 33 237                         | 394 980                       | 792 181                    | 10 819 888                    |
| 3304200000 | Eye make-up preparations  | 64 525                         | 575 089                       | 1 362 985                  | 17 254 810                    |
| 3304300000 | Manicure or pedicure preparations                                     | 25 483                         | 158 800                       | 202 198                    | 1 827 662                     |
| 3304910000 | Beauty or make up preparations powders,whether or not compris         | 191 386                        | 1 097 427                     | 1 283 236                  | 13 219 248                    |
| 3304992000 | Anti-acne creams  | 275                            | 4 635                         | 23 539                     | 102 443                       |
| 3304993000 | Oth Face or skin creams & lotions                                     | 585 060                        | 4 321 530                     | 8 053 841                  | 64 790 270                    |
| 3304999000 | Oth than anti-acne creams and oth faceor skin creams & lotions        | 250 342                        | 3 201 218                     | 4 805 514                  | 53 293 276                    |
| 3305101000 | Having anti-fungal shampoo  | 7 467                          | 3 993 889                     | 41 516                     | 14 766 627                    |
| 3305109000 | Oth having anti-fungal shampoo  | 2 937 922                      | 30 744 349                    | 9 134 727                  | 110 659 589                   |
| 3305200000 | Preparations for permanent waving orstraightening                     | 53 205                         | 409 304                       | 203 673                    | 1 896 286                     |
| 3305300000 | Hair lacquers   | 79 162                         | 783 096                       | 226 444                    | 5 056 602                     |
| 3305900000 | Others preparations for use on the hair                               | 503 842                        | 5 899 294                     | 2 676 347                  | 28 776 853                    |
| 3306101000 | Prophylactic pastes & powders   | 323 488                        | 2 966 817                     | 1 910 851                  | 17 043 754                    |
| 3306109000 | Oth prophylactic pastes & powders                                     | 15 539                         | 215 855                       | 290 712                    | 1 658 673                     |
| 3306200000 | Yarn used to clean between the teeth(denital-floss)                   | 1 173                          | 6 205                         | 20 607                     | 148 988                       |
| 3306900000 | Oth yarn used to clean between the teeth(denital-floos)               | 35 032                         | 1 422 561                     | 101 335                    | 3 641 440                     |
| 3307100000 | Pre-shave, shaving or after-shavepreparations                         | 23 310                         | 1 665 507                     | 107 321                    | 856 416                       |
| 3307200000 | Personal deodorants & antiperspirants                                 | 204 962                        | 1 804 043                     | 1 750 410                  | 17 685 601                    |
| 3307300000 | Perfumed bath salts & oth bath prep,deodor room incl prep used r      | 303 067                        | 3 051 810                     | 586 638                    | 6 188 085                     |
| 3307411000 | Scanted powders (incense) of a kind usedduring religious rites        | 199 608                        | 1 994 198                     | 129 278                    | 1 234 722                     |
| 3307419000 | Oth scanted powder (incease) of a kindused during religious rites     | 114 598                        | 1 127 239                     | 123 478                    | 1 238 323                     |
| 3307491000 | Room perfuming preparations, whetheror not having disinfectant        | 56 549                         | 944 738                       | 321 740                    | 6 376 738                     |
| 3307499000 | Oth prep for perfuming or deodor rooms,incl odoriferous preparat      | 16 302                         | 237 727                       | 451 828                    | 3 202 633                     |
| 3307901000 | Animal toilet preparations  | 4 398                          | 40 533                        | 29 538                     | 204 614                       |
| 3307903000 | Papers & tissues, impregnated or coatedwith perfume or cosmetic       | 498 221                        | 2 414 329                     | 1 027 591                  | 4 932 332                     |
| 3307904000 | Other perfumery or cosmetics, includingdepilatories                   | 15 355                         | 108 697                       | 105 389                    | 766 382                       |
| 3307905000 | Contact lens solution   | 28 844                         | 477 189                       | 189 542                    | 2 942 908                     |
| 3307909000 | Oth animal toilet prep, paper & tissueother ferfume or cosm, cont     | 17 724                         | 36 258                        | 97 824                     | 482 034                       |
| 3401111000 | Soap, organic surface-active-for toiletuse-medicated prods            | 19 200                         | 127 632                       | 34 776                     | 289 674                       |
| 3401112000 | Bath soap   | 984 437                        | 11 174 800                    | 1 839 717                  | 21 750 363                    |
| 3401113000 | Oth of felt or nonwovens, impregnated,coated or covered with so:      | 0                              | 5 174                         | 0                          | 51 738                        |
| 3401119000 | Oth medicated prod & oth of felt ornonwovens, impreg, coated w:       | 9 549                          | 558 646                       | 34 479                     | 2 021 095                     |
| 3401191000 | Of felt/nonwovens impregnated, coatedwith soap or detergent           | 2 549                          | 2 786                         | 66 053                     | 70 774                        |
| 3401199000 | Oth of felt or nonwovens, impregnated,coated or covered with so:      | 233 372                        | 2 081 532                     | 399 793                    | 3 996 291                     |
| 3401202000 | Soap chips  | 783                            | 9 082                         | 3 256                      | 31 265                        |
| 3401209100 | Soap of a kind used for flotationdeinking or recycled paper           | 0                              | 1 369                         | 0                          | 1 361                         |
| 3401209900 | Oth soap of kind used for flotationdeinking or recycled paper         | 742 836                        | 1 215 656                     | 632 436                    | 1 178 258                     |
| 3401300000 | Org surf-active prod & prep for washingthe skin in the liq/cream fc   | 84 376                         | 644 049                       | 709 644                    | 6 296 759                     |
| 3402111000 | Sulphated fatty alcohols  | 47 795                         | 1 873 662                     | 146 291                    | 3 555 621                     |
| 3402114000 | Sulphanated alkylbenzene  | 691 107                        | 3 877 182                     | 1 155 733                  | 7 684 962                     |
| 3402119100 | Wetting agents of a kind used in the manufacture of herbicides        | 74 580                         | 904 104                       | 268 488                    | 2 969 910                     |
| 3402119900 | Oth anionic-organic surface-active agentwith or not put up for retz   | 814 792                        | 11 032 328                    | 1 718 893                  | 21 832 337                    |
| 3402121000 | Wetting agents used in the manuf ofherbiced-cationic                  | 191 539                        | 1 097 692                     | 500 887                    | 2 467 552                     |
| 3402129000 | Oth cationic-organic surface-activeagent with/not put up for retail   | 1 022 927                      | 9 005 346                     | 2 763 884                  | 24 279 481                    |
| 3402131000 | Hydroxyl-terminated polybutadiene                                     | 208 446                        | 5 387 199                     | 580 568                    | 15 872 649                    |
| 3402139000 | Oth hydroxil-terminated polybutadiene                                 | 2 392 111                      | 24 750 419                    | 5 553 478                  | 58 043 028                    |
| 3402191000 | Organic surface active of a kindsuitable for use in fire extinguishn  | 3 157                          | 109 543                       | 11 534                     | 438 430                       |
| 3402199000 | Oth organic surface-active of kindsuitable for use in fire extinguish | 813 583                        | 9 863 007                     | 2 195 939                  | 28 770 245                    |

I.3. IMPOR MENURUT KOMODITI / IMPORT BY HS COMMODITY  
 \*\*\* NOVEMBER/NOVEMBER 2013 \*\*\*

| H S        | Uraian Komoditi<br>Commodity Description                               | Berat Bersih / Net Weight (Kg) |                               | Nilai / Value C.I.F (US\$) |                               |
|------------|--|--------------------------------|-------------------------------|----------------------------|-------------------------------|
|            |  | Bulan ini<br>Current Month     | Kumulatif<br>Cum.Jan. to date | Bulan ini<br>Current Month | Kumulatif<br>Cum.Jan. to date |
| 3402201100 | Anionic surface active prep. in liquidform-put up for retail sale      | 26 511                         | 1 850 857                     | 87 221                     | 2 783 778                     |
| 3402201200 | Anionic washing prep & cleaning prep,incl bleach cleans,liquid forr    | 135 684                        | 1 432 689                     | 330 035                    | 6 900 793                     |
| 3402201300 | Oth surface active preparations- inliquid form, for retail sale        | 31 365                         | 226 739                       | 62 526                     | 294 062                       |
| 3402201900 | Oth wash prep & clean prep,incl bleachcleans & degreas prep,liqui      | 153 139                        | 1 281 419                     | 599 741                    | 5 542 944                     |
| 3402209100 | Anionic surface active prep. oth than inliquid form-for retail sale    | 80 747                         | 119 666                       | 55 262                     | 122 688                       |
| 3402209200 | Anionic washing prep & clean prep, inclbleach, cleans-oth than liq     | 576 913                        | 4 002 415                     | 604 541                    | 3 723 197                     |
| 3402209300 | Oth surface active preparations  | 0                              | 30                            | 0                          | 358                           |
| 3402209900 | Oth wash prep & clean prep /cleaningprep incl bleaching, cleansin      | 302 127                        | 3 683 238                     | 569 493                    | 6 604 103                     |
| 3402901100 | Wetting agents of anionic surface activepreparations                   | 113 465                        | 1 456 345                     | 341 806                    | 4 709 834                     |
| 3402901200 | Oth anionic wash prep not wetting agents                               | 840 631                        | 10 280 058                    | 1 889 060                  | 23 960 523                    |
| 3402901300 | Anionic washing prep.or cleaning inclbleaching, cleansing or degre     | 566 312                        | 6 045 017                     | 934 493                    | 10 693 743                    |
| 3402901400 | Wetting agents of other surface activepreparations                     | 35 514                         | 348 232                       | 94 186                     | 839 268                       |
| 3402901500 | Oth organic surface active in liquidform, not wetting agents           | 223 539                        | 1 604 986                     | 729 633                    | 8 023 166                     |
| 3402901900 | Oth wash prep or clean prep, incl bleachcleans or degreasing prep      | 162 678                        | 3 120 598                     | 479 687                    | 9 400 309                     |
| 3402909100 | Wetting agents of anionic surface activepreparations                   | 42 609                         | 324 381                       | 119 933                    | 986 084                       |
| 3402909200 | Anionic wash prep & clean prep,inclbleach,cleans-not liquid-not re     | 80 622                         | 993 970                       | 407 923                    | 3 659 200                     |
| 3402909300 | Anionic surface-active prep,not liquidform not for retail sale         | 74 603                         | 639 566                       | 200 229                    | 2 087 472                     |
| 3402909400 | Anionic surface-active prep, not liquidform, wetting agent not for     | 8 127                          | 125 908                       | 31 050                     | 453 490                       |
| 3402909500 | Anionic surface-active prep, not liquidform,not wett agent not for     | 154 691                        | 5 167 676                     | 664 304                    | 12 121 117                    |
| 3402909900 | Oth wash/lean prep,incl bleach cleansoth than liquid-not for retail    | 29 063                         | 484 786                       | 142 826                    | 1 720 156                     |
| 3403111100 | Liquid lubricating oil prep, for treatmof textile,or oth material, con | 76 549                         | 772 377                       | 192 542                    | 2 329 745                     |
| 3403111900 | Oth liquid preprtion for the treatmenttextile or oth materials, con    | 27 519                         | 313 877                       | 108 419                    | 1 351 730                     |
| 3403119000 | Oth prep for the treatment of textile materials,oth than liquid,con    | 288 920                        | 3 395 812                     | 847 018                    | 10 400 037                    |
| 3403191100 | Liquid oil for aircraft engine contpetroils/oils obtain. bituminous r  | 0                              | 77 172                        | 0                          | 532 423                       |
| 3403191200 | Oth liquid prep content silicone oil,cont petrole oils,or bituminous   | 14 124                         | 341 110                       | 49 312                     | 1 403 199                     |
| 3403191900 | Oth liquid for other purposes contpetrol oil or bituminous mineral     | 2 542 730                      | 22 041 570                    | 6 518 478                  | 55 990 572                    |
| 3403199000 | Oth lubricating prep cont petroleum oil                                | 267 628                        | 2 676 853                     | 1 080 072                  | 13 481 405                    |
| 3403911100 | Liquid prep cont silicone oil-for treatof textile,or oth matt,not cont | 36 887                         | 610 921                       | 154 045                    | 2 612 234                     |
| 3403911900 | Liquid prep for treatment of textilemater,not cont petroleum oil &     | 312 578                        | 2 905 954                     | 1 137 613                  | 9 342 424                     |
| 3403919000 | Liquid preparat for treatment of textilor the material, not cont pet   | 722 443                        | 8 166 638                     | 1 968 120                  | 22 492 377                    |
| 3403991100 | Liquid oil for aircraft engine not contpetroleum oils or oils obtain t | 0                              | 10 951                        | 0                          | 91 876                        |
| 3403991200 | Oth liquid prep content silicone oilcont petrol oil,or bituminous mi   | 18 129                         | 147 447                       | 73 860                     | 470 835                       |
| 3403991900 | Oth liquid for other purpose not contpetroleum oil or bituminous i     | 21 758                         | 699 458                       | 43 102                     | 2 775 739                     |
| 3403999000 | Preparat for treat of textile,leatheroth mater,not cont petrol oil,nc  | 392 124                        | 4 512 660                     | 2 185 056                  | 24 142 055                    |
| 3404200000 | Artificial waxes & prepared waxes,ofpoly(oxyethylene) (polyethyle      | 502 008                        | 4 120 626                     | 1 248 237                  | 10 627 471                    |
| 3404901000 | Oth artificial waxes & prepared waxes.                                 | 46 513                         | 243 522                       | 139 539                    | 957 936                       |
| 3404909000 | Oth artificial waxes & prepared waxes.                                 | 1 282 651                      | 13 765 884                    | 2 909 851                  | 34 746 064                    |
| 3405100000 | Polishes, creams & similar preparat forwear or leather                 | 13 706                         | 249 102                       | 119 480                    | 1 287 732                     |
| 3405200000 | Polishes,creams & similar prep for themaintenance of wooden fur        | 7 957                          | 23 796                        | 39 098                     | 200 822                       |
| 3405300000 | Polishes & similar prep for coachwork,oth than metal polishes          | 102 596                        | 1 006 743                     | 282 268                    | 2 676 915                     |
| 3405401000 | Abrasive lapping & honing,in the form offlour,scouring pastes & pc     | 256                            | 22 554                        | 2 482                      | 89 749                        |
| 3405409000 | Oth scouring pastes & powders & othscouring preparations               | 10 999                         | 114 479                       | 460 701                    | 1 144 157                     |
| 3405901000 | Metal polishers  | 6 663                          | 171 895                       | 47 196                     | 538 828                       |
| 3405909000 | Oth polishes & cream, for footwear,furniture, floors                   | 48 867                         | 464 259                       | 63 400                     | 886 411                       |
| 3406000000 | Candles, tapers & the like   | 61 894                         | 914 906                       | 164 887                    | 1 618 214                     |
| 3407001000 | Modelling pastes, incl those put up forchildrens amusement             | 8 429                          | 176 269                       | 61 865                     | 501 600                       |
| 3407002000 | Prep known as ""dental wax"", in sets,packings,retail sale or in pla   | 31                             | 412                           | 2 170                      | 12 076                        |
| 3407003000 | Other preparations for use in dentistry,with a basis of plaster of ca  | 343                            | 20 632                        | 80 876                     | 615 738                       |
| 3501100000 | Casein   | 194 556                        | 2 580 850                     | 1 998 918                  | 24 387 644                    |
| 3501901000 | Caseinates & other casein derivatives                                  | 337 768                        | 2 505 113                     | 3 888 071                  | 26 959 367                    |
| 3501902000 | Casein glues   | 0                              | 222                           | 0                          | 224 098                       |
| 3502110000 | Egg albumin - dried  | 11 100                         | 103 014                       | 116 550                    | 800 247                       |
| 3502190000 | Egg albumin - oth than dried   | 0                              | 1 701                         | 0                          | 14 799                        |
| 3502200000 | Milk albumin,incl concentrates of >= 2whey proteins                    | 112 740                        | 984 610                       | 1 440 706                  | 12 379 827                    |
| 3502900000 | Oth egg albumin  | 1 005                          | 3 637                         | 45 489                     | 163 192                       |
| 3503001100 | Glues of fish glues  | 40                             | 5 391                         | 1 030                      | 15 252                        |
| 3503001900 | Glues of oth than fish glues   | 1 856                          | 158 912                       | 17 647                     | 305 418                       |
| 3503003000 | Isinglass  | 4 627                          | 27 195                        | 26 128                     | 138 413                       |
| 3503004100 | Gelatin in powder form with bloatinglevel a-250 or b-230 or higher     | 18 000                         | 280 771                       | 141 300                    | 2 210 812                     |
| 3503004900 | Oth gelatin derivatives,isinglass,othglue of animal origin,excl casei  | 415 860                        | 3 341 491                     | 3 306 462                  | 26 479 053                    |
| 3504000000 | Peptones and their derivatives, othprotein substances and their        | 433 277                        | 4 755 483                     | 1 564 057                  | 19 452 216                    |
| 3505101000 | Dextrins, soluble or roasted starches                                  | 1 223 885                      | 48 905 754                    | 1 312 997                  | 37 284 550                    |
| 3505109000 | Oth dextrins & oth modified starches                                   | 11 639 047                     | 69 313 197                    | 9 886 093                  | 69 377 765                    |
| 3505200000 | Glues based on starches/dextrins                                       | 584 014                        | 4 656 156                     | 1 255 764                  | 12 557 809                    |
| 3506100000 | Prods suitable for use as glues/adhesive for ret sale as glues/adhes   | 450 849                        | 5 305 875                     | 2 027 396                  | 17 988 446                    |
| 3506910000 | Adhesives based on polymers of heading39.01 to 39.13 or on rubb        | 2 628 924                      | 27 349 571                    | 8 447 081                  | 88 804 694                    |
| 3506990000 | Oth adhesives based on polymers ofheadings 39.01 to 39.13 or on        | 1 678 580                      | 18 121 449                    | 5 820 524                  | 66 723 965                    |
| 3507100000 | Rennet & concentrates thereof  | 0                              | 36 768                        | 0                          | 286 499                       |
| 3507900000 | Oth enzymes; prepared enzymes nes orinclude                            | 304 397                        | 3 863 945                     | 2 243 943                  | 26 842 455                    |
| 3601000000 | Propellent powders   | 56 263                         | 65 664                        | 1 121 075                  | 1 412 575                     |
| 3602000000 | Prepared explosive, oth than propellentpowders                         | 171 680                        | 1 751 145                     | 1 869 482                  | 16 132 244                    |

**I.3. IMPOR MENURUT KOMODITI / IMPORT BY HS COMMODITY**  
**\*\*\* NOVEMBER/NOVEMBER 2013 \*\*\***

| HS         | Uraian Komoditi<br>Commodity Description                                  | Berat Bersih / Net Weight (Kg) |                               | Nilai / Value C.I.F (US\$) |                               |
|------------|---|--------------------------------|-------------------------------|----------------------------|-------------------------------|
|            |   | Bulan ini<br>Current Month     | Kumulatif<br>Cum.Jan. to date | Bulan ini<br>Current Month | Kumulatif<br>Cum.Jan. to date |
| 3603001000 | Semi-fuses, elemented caps, signal tubes                                  | 0                              | 5 027                         | 0                          | 19 168                        |
| 3603002000 | Safety fuses or detonating fuses  | 0                              | 388 265                       | 0                          | 2 582 912                     |
| 3603009000 | Oth safety fuses, detonat fuses,percussion detonat caps,igniters,el       | 198 989                        | 2 758 584                     | 4 118 607                  | 62 207 332                    |
| 3604100000 | Firecrackers and other fireworks  | 2 315 527                      | 23 008 267                    | 2 736 625                  | 30 913 849                    |
| 3604903000 | Signalling flares or rockets  | 0                              | 1                             | 0                          | 56                            |
| 3604909000 | Oth miniatur pyrotechnic munitions &percussions cap for toy, sign         | 0                              | 81 523                        | 0                          | 389 226                       |
| 3605000000 | Matches ,oth than pyrotechnic article of 36.04                            | 0                              | 38                            | 0                          | 299                           |
| 3606100000 | Liquid/liquified-gas fuel in containersused for filling or refilling <= 3 | 14 115                         | 67 624                        | 13 038                     | 63 138                        |
| 3606901000 | Solid or semi-solid fuels, solidifiedalcohol & oth similar prepared fu    | 6                              | 567                           | 379                        | 15 030                        |
| 3606902000 | Lighter flints  | 1 066                          | 76 093                        | 2 463                      | 903 219                       |
| 3606903000 | Oth ferro-cerium & oth pyrophoric alloyin all forms                       | 0                              | 262                           | 0                          | 6 444                         |
| 3606904000 | Resin torches, firelighters & the like                                    | 0                              | 25 935                        | 0                          | 67 472                        |
| 3606909000 | Oth solid or semi-solid fuels,solidified alc & oth similiar prep fuels    | 1 742                          | 36 165                        | 27 848                     | 133 356                       |
| 3701100000 | Photographic plates & film in the flatsensitised for x-ray                | 52 050                         | 543 031                       | 1 058 886                  | 13 388 705                    |
| 3701200000 | Photographic plates & film in the flatsensitised for instants print fil   | 1 389                          | 12 996                        | 90 029                     | 730 046                       |
| 3701300000 | Oth plates & film, with any side>255 mm                                   | 554 917                        | 3 260 672                     | 2 038 802                  | 15 470 344                    |
| 3701911000 | Photo plates & film in the flatsensitised suitable for use in the prin    | 1 561                          | 18 498                        | 1 767                      | 48 767                        |
| 3701919000 | Oth photo plates & film in the flatsensitised suitable for use in the     | 19                             | 5 412                         | 690                        | 11 717                        |
| 3701991000 | Oth plats & film photogrhap (polychrome)pecially manuf for print          | 501                            | 1 314 521                     | 18 874                     | 1 294 459                     |
| 3701999000 | Oth polychrome suitable for use in theprinting industry                   | 2                              | 32 245                        | 4                          | 280 958                       |
| 3702100000 | Photographic film in rolls, sensitisedfor x-ray                           | 2 743                          | 33 705                        | 274 644                    | 935 771                       |
| 3702320090 | Oth photo film in roll, sensitisedsuitable for use in medical,surgical    | 0                              | 2 247                         | 0                          | 8 439                         |
| 3702390010 | Infra red transparent film  | 239                            | 278                           | 9 450                      | 11 410                        |
| 3702390090 | Oth film, without perforat, of a width <105 mm                            | 8                              | 1 131                         | 160                        | 113 131                       |
| 3702420090 | Film oth than for color photogr',width >610mm, length >200m               | 0                              | 192                           | 0                          | 312                           |
| 3702430090 | Oth film, width > 610mm, length < 200mspecially prepared for me           | 301                            | 7 928                         | 7 076                      | 156 832                       |
| 3702440010 | Infra red transparent film, 105mm <width < 610mm                          | 0                              | 17 549                        | 0                          | 135 367                       |
| 3702440090 | Oth film, 105mm< width<610mm, speciallyprepared for medical sc            | 2 045                          | 35 144                        | 23 900                     | 353 253                       |
| 3702529090 | Oth film for color photo width<6mm,length<14 m for medical serv           | 0                              | 21                            | 0                          | 1 590                         |
| 3702530000 | Film for colorphoto 16mm<width<35mm,length<30m for slides                 | 0                              | 2                             | 0                          | 3 132                         |
| 3702544000 | Film for colorphoto16mm<width<35mm,length<30m oth than for                | 0                              | 4                             | 0                          | 163                           |
| 3702549000 | Oth film for color photo16mm<width<35mm, length<30m, oth tha              | 0                              | 3 634                         | 0                          | 75 706                        |
| 3702562000 | Film width> 35mm, for color photographyfor cinematography                 | 0                              | 1                             | 0                          | 25                            |
| 3702569000 | Oth film width>35mm,for colorphotography special prepared for r           | 0                              | 52                            | 0                          | 150                           |
| 3702979000 | Oth film width<35mm, length>30 suitablefor use in cinematograph           | 11                             | 6 922                         | 75                         | 144 409                       |
| 3702989000 | Oth film oth than for color photography                                   | 0                              | 10 926                        | 0                          | 19 246                        |
| 3703101000 | Photographic paper, paperboard&textil,unexposed, rolls,width of           | 464                            | 68 901                        | 4 067                      | 1 275 899                     |
| 3703109000 | Photographic paper, paperboard&textil,unexposed, rolls,width of           | 76 658                         | 691 116                       | 567 487                    | 4 415 474                     |
| 3703200000 | Oth photograph paper, sensitis, unex-posed for color photography          | 400 819                        | 1 973 201                     | 2 850 425                  | 13 446 078                    |
| 3703900000 | Oth photograph paper, paperboard & textsensitised, unexposed.             | 15 103                         | 286 175                       | 66 889                     | 783 335                       |
| 3704001000 | Plate & film for x-ray,unexposed but notdeveloped                         | 1 124                          | 6 202                         | 1 258                      | 32 584                        |
| 3704009000 | Oth photograph plates,film,paper,paper-board & textiles,expos bu          | 6 114                          | 79 604                        | 23 769                     | 479 076                       |
| 3705100000 | Photograph plates & film, exposed &developed,for offset reproduc          | 341                            | 77 354                        | 750                        | 104 060                       |
| 3705901000 | Photograph plates & film, exposed &developed for x-ray                    | 98                             | 1 774                         | 300                        | 5 890                         |
| 3705902000 | Microfilms, exposed and developed   | 0                              | 450                           | 0                          | 7 106                         |
| 3705909000 | Oth photograph plates & film,expos &developed,oth than cinemat            | 24 411                         | 429 602                       | 16 059                     | 776 402                       |
| 3706103000 | Cinematograph film,expos &develop,ofwidth>= 35 mm,with pictur             | 0                              | 2                             | 0                          | 8                             |
| 3706109000 | Oth cinematograph film, expos &developed of a width >= 35 mm              | 94                             | 1 674                         | 9 941                      | 155 280                       |
| 3706903000 | Oth cinematographic film,expos &developwith or not incorporatin           | 387                            | 684                           | 1 230                      | 4 573                         |
| 3706904000 | Cinematographic film, expos & develop< 35 mm, only of sound tra           | 0                              | 2                             | 0                          | 1 332                         |
| 3706909000 | Oth cinematgrphic film,expos & developwith or not incorporating :         | 100                            | 108                           | 1 200                      | 1 710                         |
| 3707100000 | Sensitising emulsion,for photo use(oth than varnishes, glue, adhes        | 6 377                          | 64 554                        | 35 352                     | 405 186                       |
| 3707901000 | Flashlight materials, unmixed prods forphoto uses,put up in measu         | 1 441                          | 10 058                        | 1 625                      | 33 306                        |
| 3707909000 | Oth chemical prep for photographic uses,put in measur portions, r         | 293 767                        | 3 048 598                     | 2 077 340                  | 18 261 905                    |
| 3801100000 | Artificial graphit,in the form of pasteblocks,plates or oth semiman       | 488 985                        | 4 343 364                     | 612 282                    | 7 208 944                     |
| 3801200000 | Colloidal/semi-colloidal graphite, inpastes,blocks,plates or oth ser      | 0                              | 6 830                         | 0                          | 73 003                        |
| 3801300000 | Carbonaceous pastes for electrodes &similar paste & for furnace li        | 1 602 742                      | 13 636 585                    | 625 594                    | 9 097 446                     |
| 3801900000 | Oth artificial graphit:colloidal or semigraphite,pastes, blocks or pla    | 361 106                        | 2 974 527                     | 452 690                    | 4 922 559                     |
| 3802100000 | Activated carbon, including spent animalblack                             | 1 476 293                      | 9 336 292                     | 2 159 428                  | 14 095 354                    |
| 3802901000 | Activated bauxite, including spentanumal black                            | 0                              | 94 000                        | 0                          | 29 271                        |
| 3802902000 | Activated clays & activated earth, inclspent animal black                 | 334 050                        | 4 448 546                     | 922 356                    | 4 451 248                     |
| 3802909000 | Oth activat natural mineral prod,animalblack include spent animal         | 952 591                        | 15 916 837                    | 740 592                    | 12 457 016                    |
| 3803000000 | Tall oil, whether or not refined  | 65 388                         | 194 539                       | 121 920                    | 468 896                       |
| 3804001000 | Concentrated sulphite lye   | 96 324                         | 1 248 560                     | 139 300                    | 1 321 532                     |
| 3804009000 | Oth residual lyes from woodpulp with ornot concentrat,desugar /           | 548 620                        | 9 216 137                     | 826 167                    | 15 921 340                    |
| 3805100000 | Gum, wood or sulphate turpentine oils                                     | 16 566                         | 154 803                       | 33 406                     | 299 463                       |
| 3805900000 | Oth terpenic oil produc by the distillat of coniferous wood & oth cr      | 131 480                        | 1 919 751                     | 311 932                    | 4 711 634                     |
| 3806100000 | Rosin & resin acids   | 19 434                         | 617 157                       | 67 769                     | 2 101 750                     |
| 3806200000 | Salt of rosin,of resin acid, of drv orresin acid,oth than salt of rosin : | 24 210                         | 181 822                       | 87 081                     | 591 418                       |
| 3806301000 | Ester gums - in blocks  | 58 500                         | 136 685                       | 174 720                    | 344 541                       |
| 3806309000 | Ester gums - in oth forms   | 121 616                        | 1 111 833                     | 413 462                    | 4 279 608                     |

I.3. IMPOR MENURUT KOMODITI / IMPORT BY HS COMMODITY  
 \*\*\* NOVEMBER/NOVEMBER 2013 \*\*\*

| H S        | Uraian Komoditi<br>Commodity Description                               | Berat Bersih / Net Weight (Kg) |                               | Nilai / Value C.I.F (US\$) |                               |
|------------|--|--------------------------------|-------------------------------|----------------------------|-------------------------------|
|            |  | Bulan ini<br>Current Month     | Kumulatif<br>Cum.Jan. to date | Bulan ini<br>Current Month | Kumulatif<br>Cum.Jan. to date |
| 3806901000 | Run gums in blocks   | 108 000                        | 216 200                       | 326 160                    | 655 201                       |
| 3806909000 | Oth derivates rosin & resin acids theero                               | 295 429                        | 6 593 234                     | 722 348                    | 14 011 559                    |
| 3807000000 | Wood tar, wood tar oils, wood creosote,wood naphtha, vegetable         | 32 080                         | 153 425                       | 28 480                     | 204 449                       |
| 3808501000 | Insecticides, in subhd note 1  | 146 265                        | 1 823 353                     | 887 272                    | 10 768 783                    |
| 3808502100 | Fungicides in aerosol containers                                       | 189                            | 110 165                       | 835                        | 974 955                       |
| 3808502900 | Oth fungicides in aerosol containers                                   | 219 184                        | 2 234 162                     | 701 141                    | 6 696 421                     |
| 3808503900 | Oth herbicides in aerosol containers                                   | 105 466                        | 1 715 951                     | 298 856                    | 2 955 277                     |
| 3808504000 | Herbicides, anti-sprouting products subhnote 1                         | 162 921                        | 434 194                       | 522 430                    | 1 429 327                     |
| 3808505000 | Herbicides plant-growth reg subhd note 1                               | 0                              | 94 049                        | 0                          | 1 065 320                     |
| 3808506000 | Disinfectants, subhd note 1  | 36 325                         | 448 291                       | 142 880                    | 1 819 079                     |
| 3808509100 | Wood preserv,being prep oth surface coatcont insect/fungi subhd        | 0                              | 245                           | 0                          | 3 354                         |
| 3808509900 | Oth disinfec,smlar prod,put up in form/pack for ret sale,subhd1,nc     | 0                              | 107 405                       | 0                          | 550 551                       |
| 3808911100 | Intermediate preparation for the mnfactof insecticides cont 2-(1-N     | 0                              | 103 239                       | 0                          | 442 670                       |
| 3808911900 | Oth intermediate preparatfor the mnfactof insecticides cont 2-(1-l     | 286 009                        | 4 454 118                     | 1 814 951                  | 31 992 449                    |
| 3808912000 | Intermediate preparation for the mnfactof insecticides of mosquit      | 340                            | 7 399                         | 9 025                      | 72 167                        |
| 3808913000 | Intermediate preparation for the mnfactof insecticides of mosquit      | 0                              | 81 409                        | 0                          | 328 140                       |
| 3808919100 | Insecticides in aerosol containers havina deodorosing function         | 37 500                         | 302 946                       | 28 720                     | 509 150                       |
| 3808919200 | Oth insecticides in aerosol containershaving a deodorosing functio     | 67 203                         | 394 543                       | 211 659                    | 1 173 078                     |
| 3808919300 | Oth insecticides in oth aerosol containehaving a deodorosing functi    | 34 792                         | 189 871                       | 362 184                    | 1 283 396                     |
| 3808919900 | Oth insecticides in oth aerosol containehaving oth function            | 813 194                        | 6 763 048                     | 12 660 115                 | 86 538 829                    |
| 3808921900 | Oth fungicides, in aerosol container w/avalidamycin cont<3% nett       | 50 685                         | 1 661 236                     | 222 689                    | 4 686 251                     |
| 3808929000 | Oth fungicides, in aerosol container                                   | 808 026                        | 9 620 584                     | 7 530 279                  | 74 347 927                    |
| 3808931100 | Herbicides, anti-sprouting product andplant-growth regulator in ae     | 0                              | 4 000                         | 0                          | 19 200                        |
| 3808931900 | Oth herbicides,anti-sprouting product &plant-growth regulator in :     | 2 079 724                      | 26 449 466                    | 6 869 557                  | 128 268 955                   |
| 3808932000 | Herbicides, anti-sprouting products notsubhd note 1                    | 0                              | 143 959                       | 0                          | 442 287                       |
| 3808933000 | Herbicides, plant-growth regulator, notsubhd note 1                    | 252 444                        | 3 335 602                     | 1 022 194                  | 10 959 613                    |
| 3808941000 | Disinfectants containing mixtures of coal tar acid and alkalis         | 0                              | 3 882                         | 0                          | 11 789                        |
| 3808942000 | Oth disinfectants containing mixtures ofcoal tar acid and alkalis in   | 0                              | 4 278                         | 0                          | 20 756                        |
| 3808949000 | Oth disinfectants containing mixtures ofcoal tar acid and alkalis      | 131 682                        | 862 848                       | 538 170                    | 3 995 578                     |
| 3808991000 | Wood preserv containing insecticides orfungicides                      | 39 286                         | 564 076                       | 45 505                     | 1 034 662                     |
| 3808999000 | Oth wood preserv containing insecticidesor fungicides                  | 188 810                        | 1 827 033                     | 616 332                    | 6 456 474                     |
| 3809100000 | Finish agent,dye carriers to accele witha basis of amylaceous subst    | 422 672                        | 3 506 620                     | 487 221                    | 4 298 244                     |
| 3809911000 | Finish agent,dye carriers to accele kindused in the textile or like in | 3 310 944                      | 27 997 657                    | 4 056 887                  | 39 256 315                    |
| 3809919000 | Softening of finish agent,dye carrier toaccele kind used in the tex/   | 1 291 633                      | 14 078 320                    | 3 349 186                  | 33 607 936                    |
| 3809920000 | Oth finish agent,dye carriers to accelekind used in the paper or like  | 2 315 616                      | 25 767 204                    | 4 495 181                  | 48 634 489                    |
| 3809930000 | Oth finish agent,dye carriers to accelekind used in the leather or lil | 346 184                        | 3 061 934                     | 952 654                    | 8 516 851                     |
| 3810100000 | Pickling prep for metal surfac,soldering, brazing, welding powders     | 391 483                        | 9 463 072                     | 1 710 166                  | 39 553 768                    |
| 3810900000 | Other prep of a kind used as cores orcoating for weld electrodes o     | 704 898                        | 6 890 438                     | 1 657 052                  | 20 413 641                    |
| 3811110000 | Anti-knock preparation, based on leadbased on lead compound            | 1 600                          | 10 308                        | 4 640                      | 34 320                        |
| 3811190000 | Oth anti-knock preparations  | 217 798                        | 1 425 256                     | 1 090 181                  | 6 516 119                     |
| 3811211000 | Additive for lubricat oils,cont petroloil & oil obtain from bitumin,rc | 9 353                          | 115 978                       | 246 492                    | 944 144                       |
| 3811219000 | Additive for lubricat oils,cont petroloil & oil obtain from bitumin,n  | 2 513 259                      | 48 183 781                    | 12 008 169                 | 199 293 035                   |
| 3811290000 | Oth additive for lubricat oils,contpetrol oil & oil obtain from otmn   | 33 318                         | 1 569 454                     | 170 739                    | 5 325 457                     |
| 3811901000 | Anti knock prep, rust preventativ &corrosion inhibitors                | 218 134                        | 4 375 401                     | 875 439                    | 17 684 601                    |
| 3811909000 | Oth anti-knock prep,for mineral oilliquid used as mineral oils         | 481 799                        | 6 351 583                     | 1 608 455                  | 23 486 236                    |
| 3812100000 | Prepared rubber accelerators   | 1 987 842                      | 20 624 862                    | 5 595 723                  | 56 701 047                    |
| 3812200000 | Compound plasticisers for rubber orplastics                            | 1 467 583                      | 15 288 700                    | 2 066 826                  | 27 538 969                    |
| 3812300000 | Anti oxidising prep & oth compoundstabilisers for rubber or plastic    | 3 434 566                      | 30 282 170                    | 8 811 143                  | 84 167 530                    |
| 3813000000 | Prep. & charge for fire-extinguishercharged fire-extinguishing gren    | 371 938                        | 3 052 988                     | 878 047                    | 6 893 301                     |
| 3814000000 | Organic composite solvents & thinners,prepared paint or varnish r      | 871 574                        | 9 791 161                     | 2 210 032                  | 27 202 532                    |
| 3815110000 | Supported catalyst,with nickel/nickelcompounds as the active sub:      | 36 028                         | 1 466 456                     | 271 884                    | 14 911 242                    |
| 3815120000 | Supported catalyst, with precious metalcompounds as the active s       | 26 140                         | 12 748 917                    | 2 910 661                  | 11 798 205                    |
| 3815190000 | Oth supported catalysts  | 291 888                        | 7 835 662                     | 4 886 108                  | 63 361 458                    |
| 3815900000 | Oth reaction initiators,reactionaccelerators catalytic prep, nes or i  | 790 819                        | 11 397 746                    | 4 171 795                  | 58 206 478                    |
| 3816001000 | Refractory cements   | 1 529 953                      | 21 696 854                    | 1 537 231                  | 17 984 221                    |
| 3816009000 | Oth refractory cements   | 1 045 938                      | 22 784 410                    | 1 340 207                  | 31 786 407                    |
| 3817000000 | Mixed alkylbenzenes & mixed alkylnaphthalanes oth than head 27         | 2 033 952                      | 69 770 700                    | 3 983 985                  | 134 760 711                   |
| 3818000000 | Wafers/discs with silicon content                                      | 30 125                         | 586 138                       | 765 412                    | 42 023 176                    |
| 3819000000 | Hyd brake fluid&oth for hyd trnsmssionwhether or not cont<70% \        | 152 903                        | 4 285 367                     | 442 959                    | 9 739 043                     |
| 3820000000 | Anti-freezing preparations & preparedand prepared de-icing fluids      | 117 155                        | 5 371 343                     | 435 753                    | 11 453 889                    |
| 3821001000 | Prepared culture media for developmentof micro organics                | 3 179                          | 113 024                       | 262 147                    | 4 179 897                     |
| 3821009000 | Oth prepared culture media fordevelopment of micro organics            | 5 579                          | 47 247                        | 130 048                    | 644 052                       |
| 3822001000 | Plate,sheet,film, foil&strip of plasticimpreghtd/coated with diag re   | 34 909                         | 362 525                       | 1 512 340                  | 16 714 368                    |
| 3822002000 | Paperboard,cellulose wadding & web fibreimpreghtd/coated with          | 6 274                          | 201 132                       | 776 569                    | 3 665 419                     |
| 3822003000 | Sterilisation indicator strips and tapes                               | 7 576                          | 120 856                       | 172 344                    | 2 231 053                     |
| 3822009000 | Oth diagnostic/lab reagents & preparedwhether or not head 30.02        | 110 115                        | 2 267 177                     | 4 641 752                  | 58 960 626                    |
| 3823110000 | Stearic acids  | 1 086 243                      | 23 910 203                    | 1 095 836                  | 10 420 425                    |
| 3823120000 | Oleic acids  | 29 953                         | 208 591                       | 59 024                     | 378 278                       |
| 3823130000 | Tall oils fatty acids  | 103 703                        | 1 041 325                     | 148 971                    | 1 635 842                     |
| 3823191000 | Acids oil from refining  | 41                             | 2 715                         | 95                         | 17 301                        |
| 3823199000 | Oth industrial monocarboxylic fatty acid                               | 694 856                        | 23 520 352                    | 1 219 249                  | 22 050 160                    |

**I.3. IMPOR MENURUT KOMODITI / IMPORT BY HS COMMODITY**  
**\*\*\* NOVEMBER/NOVEMBER 2013 \*\*\***

| HS         | Uraian Komoditi<br>Commodity Description                                    | Berat Bersih / Net Weight (Kg) |                               | Nilai / Value C.I.F (US\$) |                               |
|------------|---|--------------------------------|-------------------------------|----------------------------|-------------------------------|
|            |   | Bulan ini<br>Current Month     | Kumulatif<br>Cum.Jan. to date | Bulan ini<br>Current Month | Kumulatif<br>Cum.Jan. to date |
| 3823701000 | Industry fatty alcohols in the form of wax                                  | 1 326                          | 267 158                       | 13 823                     | 934 478                       |
| 3823709000 | Oth industry fatty alcohols in the form of wax                              | 1 380 076                      | 17 540 479                    | 1 882 322                  | 24 747 945                    |
| 3824100000 | Prepared binders for foundry moulds or core                                 | 927 958                        | 8 328 849                     | 1 141 879                  | 11 569 770                    |
| 3824300000 | Non-agglomerated metal carbides mixed together with metallic binder         | 294                            | 34 418                        | 29 436                     | 269 048                       |
| 3824400000 | Prepared additives for cements, mortars or concretes                        | 3 426 702                      | 34 927 602                    | 6 179 097                  | 64 899 416                    |
| 3824500000 | Non-refractory mortars & concretes  | 120 162                        | 2 324 675                     | 76 822                     | 1 569 754                     |
| 3824600000 | Sorbitol oth than that of subheading 2905.44                                | 796 270                        | 6 704 379                     | 479 892                    | 4 167 595                     |
| 3824719000 | Oth mix cont halogenated, drv methane, ethane cont cfc's, pfc's, hfc's      | 0                              | 22 702                        | 0                          | 423 382                       |
| 3824720000 | Mix cont halogenated, drv methane, ethane cont bromochloro di/trifluoro     | 0                              | 1 770                         | 0                          | 128 062                       |
| 3824730000 | Mix cont halogenated, drv methane, ethane containing hbfcs                  | 1 111                          | 13 729                        | 112 271                    | 602 143                       |
| 3824741000 | Mix cont halogen, drv methane, ethane cont hbfcs < 70% petro oil/b          | 0                              | 162                           | 0                          | 1 078                         |
| 3824749000 | Oth mix cont halogen, drv methane, ethane cont hbfcs < 70% petro oil/b      | 17 883                         | 119 770                       | 80 610                     | 557 789                       |
| 3824750000 | Mix cont halogenated, drv methane, ethane containing carbon tetrachloride   | 0                              | 41 668                        | 0                          | 165 539                       |
| 3824760000 | Mix cont halogenated, drv methane, ethane cont 1,1,1,3-chloroethane         | 395                            | 2 367                         | 2 079                      | 13 165                        |
| 3824780000 | Mix cont halogenated, drv methane, ethane cont pfc's or hfc's but not cfc's | 18 170                         | 370 142                       | 148 160                    | 2 039 888                     |
| 3824790000 | Other mix cont halogenated, drv methane, ethane                             | 480 758                        | 5 831 926                     | 1 657 675                  | 23 490 297                    |
| 3824810000 | Mix & preparation containing oxirane (ethylene oxide)                       | 22 527                         | 275 989                       | 75 773                     | 804 613                       |
| 3824820000 | Mix & preparation containing pbbs, PCBs, PCTs                               | 11                             | 133 951                       | 9 087                      | 955 180                       |
| 3824830000 | Mixtures & preparation containing tris(2,3-dibromopropyl) phosphite         | 0                              | 707 959                       | 0                          | 1 251 265                     |
| 3824901000 | Ink removers, stencil correctors & oth, corrector fluids in package         | 191 346                        | 1 517 273                     | 672 592                    | 6 246 081                     |
| 3824903000 | Copying pastes with a basis of gelatin presented in bulk/ready to use       | 107 799                        | 1 010 394                     | 182 271                    | 2 529 485                     |
| 3824904000 | Composite inorganic solvents  | 688 586                        | 5 810 181                     | 2 243 415                  | 20 024 162                    |
| 3824905000 | Acetone oil   | 4 833                          | 90 701                        | 44 587                     | 656 443                       |
| 3824906000 | Preparations/mixtures cont monosodium glutamate                             | 52 280                         | 1 123 345                     | 280 209                    | 6 423 851                     |
| 3824907000 | Mixtures of chemical, of a kind used in manufacture of foodstuff            | 739 896                        | 7 822 461                     | 2 752 269                  | 30 923 205                    |
| 3824909100 | Naphthenic acids, their water insoluble salts and their esters              | 330 810                        | 3 887 651                     | 1 009 248                  | 14 301 239                    |
| 3824909900 | Oth prods & preparations cont cfc-11, 12, 115, and halon                    | 1 607 126                      | 15 188 633                    | 4 121 937                  | 64 019 477                    |
| 3825301000 | Clinical waste  | 0                              | 1                             | 0                          | 1                             |
| 3825309000 | Clinical waste  | 0                              | 1                             | 0                          | 10                            |
| 3825900000 | Oth residual prods of the chemical/allied industry                          | 0                              | 5                             | 0                          | 714                           |
| 3826009090 | Oth coconut methyl ester and fatty acid methyl ester                        | 3 495 448                      | 19 818 617                    | 3 180 858                  | 18 222 660                    |
| 3901101200 | Linear Low Density Polyethylene in the form of liquids or pastes            | 285 382                        | 2 398 658                     | 481 646                    | 3 894 571                     |
| 3901101900 | Oth linear Low Density Polyethylene in the form of liquids or pastes        | 1 399 034                      | 12 504 190                    | 2 771 243                  | 22 586 186                    |
| 3901109200 | Polyethylene having a specific gravity < 0.94 in oth form                   | 16 788 900                     | 161 072 076                   | 25 569 739                 | 250 062 437                   |
| 3901109910 | Low Density Polyethylene  | 14 363 096                     | 170 176 696                   | 25 006 595                 | 266 253 914                   |
| 3901109990 | Oth low Density Polyethylene  | 614 663                        | 7 126 379                     | 1 367 090                  | 15 514 498                    |
| 3901200000 | Polyethylene having a specific gravity 0.94 or more                         | 23 422 661                     | 269 344 141                   | 36 967 832                 | 403 111 706                   |
| 3901300000 | Ethylene-vinyl acetate copolymers   | 4 738 649                      | 53 260 344                    | 7 548 270                  | 85 712 723                    |
| 3901904000 | Polymers of ethylene in dispersions   | 288 611                        | 5 956 675                     | 500 313                    | 10 130 607                    |
| 3901909000 | Oth polymers of ethylene in oth form  | 7 804 634                      | 92 491 469                    | 15 524 711                 | 177 358 080                   |
| 3902103000 | Polypropylene in oth form   | 44 828                         | 1 334 484                     | 21 267                     | 1 367 696                     |
| 3902109010 | Polypropylene in dispersion   | 146 073                        | 2 309 661                     | 316 645                    | 3 868 455                     |
| 3902109020 | Polypropylene in granule form   | 34 803 889                     | 541 600 018                   | 53 783 902                 | 809 577 205                   |
| 3902109090 | Polypropylene in oth form   | 2 712 473                      | 33 051 177                    | 5 654 379                  | 70 114 684                    |
| 3902200010 | Polysobutylene liquids/pastes   | 170 101                        | 2 411 830                     | 406 273                    | 6 639 793                     |
| 3902200090 | Polysobutylene in oth forms   | 154 833                        | 1 142 799                     | 507 549                    | 3 682 193                     |
| 3902303000 | Propylene copolymers in liquid or pastes                                    | 40 441                         | 1 306 215                     | 82 426                     | 7 121 604                     |
| 3902309010 | Propylene copolymers in granule   | 20 655 148                     | 256 294 553                   | 34 554 260                 | 418 445 342                   |
| 3902309090 | Propylene copolymers in other forms   | 503 551                        | 9 319 474                     | 837 648                    | 15 662 040                    |
| 3902901000 | Oth polymers of propylene in oth form                                       | 77 903                         | 831 866                       | 212 882                    | 2 548 805                     |
| 3902909010 | Oth polymers of propylene in liquid or pastes                               | 32 063                         | 99 723                        | 130 781                    | 393 484                       |
| 3902909090 | Oth polymers of propylene in oth form                                       | 527 007                        | 5 651 697                     | 1 536 782                  | 17 593 520                    |
| 3903111000 | Expansible polymers of styrene in granule                                   | 1 028 191                      | 10 402 047                    | 2 341 526                  | 23 649 782                    |
| 3903119000 | Oth expansible polymers of styrene in granule                               | 459 830                        | 8 104 734                     | 1 018 408                  | 15 663 450                    |
| 3903191000 | Unexpansible polymers of styrene in dispersions                             | 481 064                        | 3 167 722                     | 1 211 908                  | 6 527 331                     |
| 3903192100 | High impact polystyrene in granules   | 1 728 416                      | 24 105 106                    | 3 352 443                  | 45 881 651                    |
| 3903192900 | Oth high impact polystyrene in granule                                      | 1 186 245                      | 9 201 749                     | 2 301 364                  | 18 396 486                    |
| 3903199100 | Oth high impact polystyrene in oth form                                     | 251 531                        | 2 726 075                     | 599 707                    | 5 996 230                     |
| 3903199900 | Oth polymers of styrene in primary form                                     | 194 264                        | 7 515 506                     | 527 251                    | 16 619 301                    |
| 3903204000 | Styrene-acrylonitrile (SAN) copolymers in aqueous dispersion                | 1 656                          | 40 889                        | 6 331                      | 62 544                        |
| 3903205000 | Styrene-acrylonitrile (SAN) copolymers not in aqueous dispersion            | 0                              | 50                            | 0                          | 100                           |
| 3903209000 | Oth styrene-acrylonitrile (SAN) copolymers                                  | 608 253                        | 11 024 235                    | 1 360 870                  | 26 227 284                    |
| 3903304000 | Acrylonitrile-butadiene-styrene (ABS) copolymers in aqueous dispersion      | 0                              | 18 570                        | 0                          | 80 345                        |
| 3903306000 | Acrylonitrile-butadiene-styrene copolymers in granules                      | 2 002 734                      | 29 728 637                    | 4 643 843                  | 71 222 269                    |
| 3903309000 | Acrylonitrile-butadiene-styrene copolymers in other form                    | 6 349 602                      | 74 620 351                    | 14 145 155                 | 165 670 768                   |
| 3903903000 | Oth polymers of styrene in aqueous dispersion                               | 133 683                        | 1 262 313                     | 401 349                    | 3 051 398                     |
| 3903909100 | High impact polystyrene of acrylonitrile-butadiene-styrene                  | 49 914                         | 586 418                       | 112 965                    | 1 530 991                     |
| 3903909900 | Oth high impact polystyrene of acrylonitrile-butadiene-styrene              | 325 127                        | 4 144 620                     | 1 128 066                  | 15 449 274                    |
| 3904101000 | PVC homopolymers, suspension type not mixed with oth substance              | 3 304 982                      | 20 982 618                    | 3 411 836                  | 22 146 367                    |
| 3904109100 | PVC in granule  | 220 699                        | 2 256 124                     | 391 323                    | 4 045 050                     |
| 3904109200 | PVC in powder   | 6 756 867                      | 30 654 356                    | 6 706 526                  | 30 846 281                    |

**I.3. IMPOR MENURUT KOMODITI / IMPORT BY HS COMMODITY**  
**\*\*\* NOVEMBER/NOVEMBER 2013 \*\*\***

| H S        | Uraian Komoditi<br>Commodity Description                             | Berat Bersih / Net Weight (Kg) |                               | Nilai / Value C.I.F (US\$) |                               |
|------------|--|--------------------------------|-------------------------------|----------------------------|-------------------------------|
|            |  | Bulan ini<br>Current Month     | Kumulatif<br>Cum.Jan. to date | Bulan ini<br>Current Month | Kumulatif<br>Cum.Jan. to date |
| 3904109900 | PVC in other form  | 2 549 883                      | 26 183 612                    | 3 895 696                  | 35 192 765                    |
| 3904211000 | Oth poly(vinyl chloride) non plasticised in granule                  | 20 000                         | 215 270                       | 39 800                     | 440 764                       |
| 3904212000 | Oth poly(vinyl chloride) non plasticised in powder                   | 4 662                          | 545 938                       | 8 446                      | 725 807                       |
| 3904219000 | Oth poly(vinyl chloride) non plasticised in oth form                 | 167 809                        | 1 341 909                     | 350 445                    | 3 093 995                     |
| 3904221000 | Oth poly(vinyl chloride) plasticised indispersions                   | 100 006                        | 1 213 737                     | 111 256                    | 1 511 815                     |
| 3904222000 | Oth poly(vinyl chloride) plasticised ingranule                       | 151 835                        | 1 305 503                     | 270 104                    | 2 176 236                     |
| 3904223000 | Oth poly(vinyl chloride) plasticised in powder                       | 480                            | 32 994                        | 2 121                      | 66 991                        |
| 3904229000 | Oth poly(vinyl chloride) plasticised                                 | 153 863                        | 3 340 954                     | 188 931                    | 6 286 783                     |
| 3904301000 | Vinyl chloride-vinyl acetate copolymers in granule                   | 18 202                         | 540 006                       | 94 003                     | 1 846 799                     |
| 3904302000 | Vinyl chloride-vinyl acetate copolymers in powder                    | 22 960                         | 1 136 016                     | 71 270                     | 2 809 303                     |
| 3904309000 | Vinyl chloride-vinyl acetate copolymers in oth form                  | 115 426                        | 1 392 164                     | 336 930                    | 3 002 208                     |
| 3904401000 | Oth vinyl chloride copolymers in granule                             | 16 105                         | 318 116                       | 59 958                     | 1 086 561                     |
| 3904402000 | Oth vinyl chloride copolymers in powder                              | 6 000                          | 226 900                       | 19 320                     | 818 221                       |
| 3904409000 | Oth vinyl chloride copolymers in oth form                            | 81 751                         | 1 020 777                     | 270 330                    | 3 081 314                     |
| 3904504000 | Vinylidene chloride polymr in dispersion                             | 19 200                         | 751 699                       | 40 320                     | 1 491 208                     |
| 3904505000 | Vinylidene chloride polymers in granule                              | 59 348                         | 575 096                       | 107 257                    | 882 327                       |
| 3904506000 | Vinylidene chloride polymers in powder                               | 0                              | 351                           | 0                          | 466                           |
| 3904509000 | Vinylidene chloride polymers in oth form                             | 430 599                        | 5 620 325                     | 1 104 966                  | 11 651 748                    |
| 3904611000 | Fluoro-polymers polytetrafluoroethylene in granule                   | 251                            | 3 703                         | 1 036                      | 39 344                        |
| 3904612000 | Fluoro-polymers polytetrafluoroethylene in powder                    | 262                            | 423                           | 2 751                      | 8 204                         |
| 3904619000 | Fluoro-polymers polytetrafluoroethylene in oth form                  | 13 895                         | 82 364                        | 197 311                    | 1 145 412                     |
| 3904693000 | Fluoro-polymers polytetrafluoroethylenedispersions                   | 5 340                          | 18 460                        | 37 540                     | 158 072                       |
| 3904694000 | Oth fluoro-polymers in granule                                       | 0                              | 2 000                         | 0                          | 42 000                        |
| 3904695000 | Oth fluoro-polymers in powder  | 0                              | 1 082                         | 0                          | 27 327                        |
| 3904699000 | Oth fluoro-polymers in oth form                                      | 5 570                          | 80 815                        | 110 454                    | 1 285 184                     |
| 3904903000 | Oth fluoro-polymer polytetrafluoroethyldispersions                   | 0                              | 237                           | 0                          | 1 937                         |
| 3904904000 | Oth polymers vinyl chloride in granule                               | 485                            | 48 543                        | 3 350                      | 60 041                        |
| 3904905000 | Oth polymers vinyl chloride in powder                                | 1 270                          | 132 016                       | 16 410                     | 391 406                       |
| 3904909000 | Oth polymers vinyl chloride in oth forms                             | 24 810                         | 231 964                       | 92 869                     | 1 074 540                     |
| 3905120000 | Poly(vinyl acetate) in aqueousdispersions                            | 77 398                         | 504 881                       | 107 866                    | 762 102                       |
| 3905191000 | Oth poly(vinyl acetate) in liquids orpastes                          | 4 138                          | 16 073                        | 3 272                      | 41 467                        |
| 3905199000 | Oth poly(vinyl acetate) in oth form                                  | 74 755                         | 637 587                       | 230 094                    | 958 536                       |
| 3905210000 | Vinyl acetate copolymers in aqueousdispersions                       | 263 584                        | 5 452 575                     | 285 572                    | 5 729 936                     |
| 3905290000 | Oth vinyl acetate copolymers   | 173 058                        | 1 660 932                     | 418 747                    | 4 059 909                     |
| 3905301000 | Poly (vinyl alcohol) in aqueousdispersions                           | 161 290                        | 1 338 991                     | 325 740                    | 2 760 827                     |
| 3905309000 | Poly (vinyl alcohol) in other form                                   | 1 466 236                      | 23 369 736                    | 3 528 790                  | 44 869 246                    |
| 3905911000 | Copolymers of vinyl acetate or of othvinylester in dispersions       | 0                              | 56 159                        | 0                          | 101 033                       |
| 3905919000 | Copolymers of vinyl acetate or of othvinylester oth form             | 24 459                         | 669 362                       | 158 108                    | 2 515 753                     |
| 3905991000 | Oth copolymer of vinyl acetate inaqueous dispersions                 | 5 100                          | 21 526                        | 35 216                     | 176 140                       |
| 3905992000 | Oth copolymer of vinyl acetate in nonaqueous dispersions             | 0                              | 286                           | 0                          | 14 800                        |
| 3905999000 | Oth polymer of vinyl acetate/othvinyl esters; oth vinyl polymers; pi | 120 732                        | 881 936                       | 840 184                    | 11 035 806                    |
| 3906101000 | Poly(methyl methacrylate) indispersions                              | 61 325                         | 699 629                       | 270 973                    | 1 882 298                     |
| 3906109000 | Oth poly(methyl methacrylate) in othform                             | 787 324                        | 9 218 871                     | 2 164 692                  | 25 831 325                    |
| 3906902000 | Oth acrylic copolymers in dispersions                                | 1 127 923                      | 11 651 241                    | 1 784 035                  | 19 180 713                    |
| 3906909200 | Sodium polyacrylate  | 88 414                         | 3 064 132                     | 246 596                    | 6 865 345                     |
| 3906909900 | Oth sodium polyacrylate  | 5 157 953                      | 74 020 357                    | 14 207 152                 | 197 165 311                   |
| 3907100000 | Polyacetals  | 664 297                        | 8 445 888                     | 1 538 501                  | 21 634 727                    |
| 3907201000 | Polytetramethylene ether glycol                                      | 1 899 072                      | 19 158 488                    | 4 295 008                  | 47 651 341                    |
| 3907209000 | Oth polytetramethylene ether glycol                                  | 7 152 941                      | 70 786 172                    | 15 331 596                 | 150 828 032                   |
| 3907302000 | Epoxide resins of kind used for coating, in powder                   | 101 200                        | 1 372 777                     | 370 276                    | 5 467 696                     |
| 3907303000 | Epoxide resins in liquids/pastes                                     | 898 732                        | 10 780 835                    | 4 096 930                  | 47 081 448                    |
| 3907309000 | Epoxide resins in oth form   | 1 166 867                      | 13 377 197                    | 4 478 489                  | 49 388 225                    |
| 3907400010 | Optic grade w/ mell flow rate index>25gr/ 10 min in pack of nat w    | 328 401                        | 4 459 727                     | 803 594                    | 11 340 211                    |
| 3907400090 | Other polycarbonates   | 4 507 662                      | 39 221 014                    | 11 443 824                 | 102 355 172                   |
| 3907501000 | Alkyd resins in the form of liquids orpastes                         | 10 941                         | 444 971                       | 25 064                     | 1 245 656                     |
| 3907509000 | Alkyd resins in oth form, except liquids or pastes                   | 85 047                         | 687 822                       | 272 357                    | 2 221 463                     |
| 3907601000 | Poly(ethylene terephthalate) indispersions                           | 336                            | 588 856                       | 3 122                      | 1 242 099                     |
| 3907602000 | Poly(ethylene terephthalate) in granules                             | 7 399 306                      | 53 629 687                    | 10 498 707                 | 80 520 188                    |
| 3907609000 | Poly(ethylene terephthalate) in oth form                             | 10 559 399                     | 100 895 318                   | 15 611 083                 | 155 592 529                   |
| 3907700000 | Poly(lactic acid)  | 375                            | 116 878                       | 2 531                      | 361 145                       |
| 3907912000 | Oth polyesters unsaturated in chip form                              | 0                              | 7 281 098                     | 0                          | 7 203 293                     |
| 3907913000 | Oth polyesters unsaturated in the formof liquids or pastes           | 80 717                         | 1 205 987                     | 188 932                    | 2 650 366                     |
| 3907919000 | Oth polyesters unsaturated in oth form                               | 381 089                        | 5 264 020                     | 929 772                    | 13 923 335                    |
| 3907994000 | Oth polyesters saturated of a kind usedfor coating, in powder form   | 78 465                         | 1 007 434                     | 163 805                    | 2 059 360                     |
| 3907999000 | Oth polyesters saturated in oth form                                 | 2 377 715                      | 37 030 009                    | 6 271 683                  | 88 046 256                    |
| 3908101000 | Polyamides in primary forms, polyamide-6                             | 5 548 258                      | 54 157 557                    | 15 854 333                 | 163 883 452                   |
| 3908109000 | Polyamides in primary forms, polyamide-11,-12,-6,6,-6,9,-6,10 or -   | 1 177 438                      | 13 995 709                    | 4 388 935                  | 51 732 573                    |
| 3908900000 | Oth polyamides, oth than polyamide -6,-11,-12,-6,6,-6,9,-6,10 or -t  | 375 645                        | 3 982 374                     | 1 395 847                  | 14 555 030                    |
| 3909101000 | Urea resins, thiourea resins in moulding compounds                   | 633 595                        | 7 251 227                     | 1 674 607                  | 19 916 104                    |
| 3909109000 | Other urea resins; thiourea resins                                   | 1 041 446                      | 9 535 932                     | 938 264                    | 8 731 129                     |
| 3909201000 | Melamine resins in moulding compounds                                | 354 470                        | 3 412 249                     | 568 778                    | 5 900 728                     |



**I.3. IMPOR MENURUT KOMODITI / IMPORT BY HS COMMODITY**  
**\*\*\* NOVEMBER/NOVEMBER 2013 \*\*\***

| HS         | Uraian Komoditi<br>Commodity Description                             | Berat Bersih / Net Weight (Kg) |                               | Nilai / Value C.I.F (US\$) |                               |
|------------|--|--------------------------------|-------------------------------|----------------------------|-------------------------------|
|            |  | Bulan ini<br>Current Month     | Kumulatif<br>Cum.Jan. to date | Bulan ini<br>Current Month | Kumulatif<br>Cum.Jan. to date |
| 3909209000 | Other melamine resins, except in moulding compounds                  | 234 762                        | 2 019 528                     | 649 749                    | 5 700 297                     |
| 3909301000 | Oth amino-resins in moulding compound                                | 442 943                        | 4 378 818                     | 944 898                    | 9 851 186                     |
| 3909309100 | Glyoxal monourein resin, except in moulding compounds                | 107 521                        | 1 533 795                     | 290 205                    | 4 440 769                     |
| 3909309900 | Oth amino-resins, not glyoxal monourein resin, not in moulding co    | 760 326                        | 8 401 683                     | 1 746 298                  | 21 133 509                    |
| 3909401000 | Phenolic resins in moulding compound oth than phenol formaldeh       | 444 529                        | 4 137 284                     | 1 209 209                  | 10 458 379                    |
| 3909409000 | Other phenolic resins, not in moulding compounds                     | 1 086 205                      | 17 199 407                    | 2 091 676                  | 32 690 816                    |
| 3909500000 | Polyurethanes  | 2 282 910                      | 30 235 596                    | 9 019 263                  | 105 452 460                   |
| 3910002000 | Silicones in dispersions or in solutions                             | 579 858                        | 8 240 551                     | 2 554 563                  | 36 625 841                    |
| 3910009000 | Silicones not in dispersions or in solutions                         | 646 692                        | 5 911 577                     | 2 689 433                  | 36 423 398                    |
| 3911100010 | Petroleum,coumarone,indene/coumarone-indene&polyterpanes i           | 327 669                        | 2 092 827                     | 839 383                    | 4 916 796                     |
| 3911100090 | Petroleum,coumarone,indene/coumarone-indene&polyterpanes r           | 1 792 561                      | 23 390 789                    | 4 827 656                  | 62 902 646                    |
| 3911900000 | Polysulphides, polysulphones and othproduct specified in Note 3 t    | 675 806                        | 10 655 739                    | 2 116 594                  | 34 862 101                    |
| 3912110000 | Cellulose acetates non-plasticised                                   | 1 584                          | 44 245                        | 14 868                     | 318 450                       |
| 3912120000 | Cellulose acetates plasticised                                       | 24 968                         | 211 431                       | 177 403                    | 1 240 746                     |
| 3912201100 | Water-based semi-finished nitrocellulose; including collodions; noi  | 273                            | 273                           | 2 171                      | 2 171                         |
| 3912201900 | Oth cellulose nitrates; including collodions; non plasticised        | 589 479                        | 4 585 724                     | 1 642 664                  | 12 629 769                    |
| 3912202000 | Cellulose nitrates; including collodions; plasticised                | 0                              | 6                             | 0                          | 939                           |
| 3912310000 | Carboxymethylcellulose & its salts                                   | 544 280                        | 8 257 654                     | 2 010 642                  | 27 619 500                    |
| 3912390000 | Oth cellulose ethers, not carboxymethylcellulose & its salts         | 442 551                        | 4 993 055                     | 2 527 083                  | 32 591 134                    |
| 3912902000 | Other cellulose and its chemical derivatives,in the form of granule: | 168 380                        | 785 400                       | 292 953                    | 911 375                       |
| 3912909000 | Other cellulose and its chemical derivatives in other form           | 188 089                        | 2 781 692                     | 1 706 623                  | 20 851 624                    |
| 3913100000 | Alginic acid, its salts & esters                                     | 94 551                         | 1 221 764                     | 704 041                    | 6 784 410                     |
| 3913901000 | Oth natural polymers & its modified;hardened proteins                | 16 724                         | 94 920                        | 298 195                    | 1 106 347                     |
| 3913902000 | Oth natural polymers & its modified;chemical derivatives of natur:   | 200                            | 270 704                       | 4 361                      | 1 607 889                     |
| 3913903000 | Oth natural polymers & its modified;starch-based polymers            | 41 965                         | 180 072                       | 124 055                    | 583 561                       |
| 3913909000 | Oth natural polymers & its modified; inother form                    | 298 400                        | 3 675 044                     | 1 501 171                  | 18 611 358                    |
| 3914000000 | Ion-exchanger base on polymer of heading 39.01 to 39.13, in prim:    | 483 921                        | 6 701 498                     | 1 696 917                  | 18 351 939                    |
| 3915101000 | Waste, parings & scrap, of polymers ofethylene; of non-rigid cellul  | 594 974                        | 18 955 816                    | 140 050                    | 4 321 002                     |
| 3915109000 | Waste, parings & scrap, of polymers ofethylene; of rigid cellular pr | 739 179                        | 10 024 961                    | 207 411                    | 2 957 709                     |
| 3915301000 | Waste, parings & scrap,polymers of vinyl chloride; non-rigid cellul: | 0                              | 26 586                        | 0                          | 11 299                        |
| 3915900000 | Waste, parings & scrap, of other plastic                             | 7 549 848                      | 95 426 705                    | 4 196 929                  | 69 049 936                    |
| 3916101000 | Monofilament of polymers of ethylene                                 | 72                             | 21 929                        | 6 876                      | 93 870                        |
| 3916102000 | Rods, sticks & profile shape of polymerof ethylene                   | 73 642                         | 227 607                       | 228 611                    | 1 152 814                     |
| 3916201000 | Monofilament polymers of vinyl chloride                              | 10 752                         | 258 349                       | 43 505                     | 948 985                       |
| 3916202000 | Rods,sticks & profile shapes of polymerof vinyl chloride             | 365 189                        | 3 862 236                     | 665 721                    | 5 461 818                     |
| 3916904100 | Monofilament other plastic of hardenedproteins                       | 0                              | 346                           | 0                          | 12 095                        |
| 3916904900 | Other plastics of hardened proteins                                  | 19 169                         | 72 023                        | 79 700                     | 331 986                       |
| 3916905000 | Other plastics of vulcanised fibre                                   | 32                             | 23 170                        | 1 161                      | 178 849                       |
| 3916906000 | Other plastics of chemical derivativesof natural rubber              | 0                              | 231                           | 0                          | 1 548                         |
| 3916909100 | Other monofilament of other plastics                                 | 13 962                         | 17 331                        | 42 653                     | 103 052                       |
| 3916909900 | Oth plastic,except monofilament,hardened proteins,vulcanised fib     | 140 508                        | 1 209 005                     | 660 813                    | 6 972 458                     |
| 3917101000 | Artificial guts (sausage casings) ofhardened proteins                | 9 998                          | 98 643                        | 428 359                    | 3 519 797                     |
| 3917109000 | Artificial guts (sausage casings) ofcellulosic materials             | 140 877                        | 1 537 424                     | 1 673 841                  | 13 787 695                    |
| 3917210000 | Tubes,pipes & hoses, rigid, of polymersof ethylene                   | 190 211                        | 1 788 693                     | 701 001                    | 6 481 326                     |
| 3917220000 | Tubes,pipes & hoses, rigid, of polymersof propylene                  | 68 910                         | 875 628                       | 296 738                    | 3 921 274                     |
| 3917230000 | Tubes,pipes & hoses, rigid, of polymersof vinyl chloride             | 391 549                        | 3 534 422                     | 694 900                    | 5 946 525                     |
| 3917290000 | Tubes,pipes & hoses, rigid, of polymersof other plastics             | 245 011                        | 4 140 439                     | 1 213 617                  | 17 644 367                    |
| 3917310000 | Flexible tubes, pipes and hoses having a minimum burst pressure c    | 67 264                         | 1 555 690                     | 398 073                    | 5 463 860                     |
| 3917321000 | Sausage/ham casing,not reinforced orcombined w/ oth material,w       | 4 056                          | 47 882                        | 57 919                     | 1 036 031                     |
| 3917329000 | Oth unflexible tube,pipe&hose,not reinforced or combined materi      | 384 858                        | 2 754 433                     | 3 003 307                  | 29 457 735                    |
| 3917330000 | Oth tube,pipe,not reinforced/otherwisecombined w/ oth material       | 28 987                         | 347 340                       | 126 872                    | 1 149 921                     |
| 3917390000 | Other tubes, pipes and hoses   | 377 995                        | 5 921 842                     | 1 203 082                  | 18 726 001                    |
| 3917400000 | Fittings of plastics   | 564 339                        | 6 522 421                     | 2 381 853                  | 31 104 193                    |
| 3918101100 | Tiles of polymers of vinyl chloride                                  | 265 119                        | 1 587 361                     | 171 214                    | 1 506 589                     |
| 3918101900 | Oth floor covering of polymers of vinylchloride                      | 1 358 848                      | 15 262 271                    | 1 011 777                  | 13 229 138                    |
| 3918109000 | Wall or ceiling coverings of polymers of vinyl chloride              | 1 319 443                      | 8 542 961                     | 992 830                    | 7 524 047                     |
| 3918901100 | Tiles of polyethylene  | 0                              | 262 414                       | 0                          | 386 757                       |
| 3918901300 | Oth floor coverings of polyethylene                                  | 86 824                         | 735 030                       | 128 524                    | 1 249 052                     |
| 3918901400 | Oth floor coverings of chemicalderivatives of natural rubber         | 0                              | 841                           | 0                          | 2 689                         |
| 3918901900 | Other floor coverings of other plastics                              | 93 179                         | 2 010 898                     | 168 341                    | 6 683 570                     |
| 3918909100 | Wall or ceiling covering of polyethylene                             | 142 214                        | 2 882 293                     | 353 859                    | 5 983 648                     |
| 3918909200 | Wall or ceiling coverings of chemicalderivatives of natural rubber   | 0                              | 15 868                        | 0                          | 38 763                        |
| 3918909900 | Wall or ceiling coverings of otherplastic                            | 241 868                        | 3 140 517                     | 521 685                    | 8 223 444                     |
| 3919101000 | Self-adhesive plate,sheet,film,foil,tape&strip,width=<20cm;polymer   | 187 601                        | 1 538 012                     | 647 294                    | 6 581 610                     |
| 3919102000 | Self-adhesive plate,sheet,film,foil,tape&strip,width=<20cm;polyetl   | 109 102                        | 1 571 682                     | 968 066                    | 12 242 535                    |
| 3919109000 | Self-adhesive plate,sheet,film,foil,tape&strip,width=<20cm;oth pla   | 1 148 599                      | 9 076 243                     | 8 281 526                  | 88 211 479                    |
| 3919901000 | Self-adhesive plate,sheet,film,foil,tape&strip,width>=20cm;polymer   | 255 150                        | 4 543 229                     | 786 762                    | 17 469 526                    |
| 3919902000 | Self-adhesive plate,sheet,film,foil,tape&strip,width>=20cm;of harc   | 4 285                          | 64 267                        | 59 631                     | 744 030                       |
| 3919909000 | Self-adhesive plate,sheet,film,foil,tape&strip,width>=20cm; oth pl:  | 3 222 093                      | 36 533 660                    | 12 549 715                 | 131 757 475                   |
| 3920100000 | Oth plate,sheet,film,foil&strip,ethylene polymer,non-cellular&not    | 2 580 849                      | 29 932 018                    | 7 592 092                  | 83 796 043                    |
| 3920201000 | Biaxially Oriented Polypropylene (BOPP)film,of polymers of propyl    | 2 577 964                      | 33 737 554                    | 5 118 413                  | 67 767 216                    |

**I.3. IMPOR MENURUT KOMODITI / IMPORT BY HS COMMODITY**  
**\*\*\* NOVEMBER/NOVEMBER 2013 \*\*\***

| HS         | Uraian Komoditi<br>Commodity Description                               | Berat Bersih / Net Weight (Kg) |                               | Nilai / Value C.I.F (US\$) |                               |
|------------|--|--------------------------------|-------------------------------|----------------------------|-------------------------------|
|            |  | Bulan ini<br>Current Month     | Kumulatif<br>Cum.Jan. to date | Bulan ini<br>Current Month | Kumulatif<br>Cum.Jan. to date |
| 3920209000 | Oth plate,sheet,fil,strip,propylenepolymers,non-cellular&not rei       | 779 428                        | 7 592 272                     | 2 910 752                  | 30 446 192                    |
| 3920301000 | Polymers of styrene of akind used as anadhesive by melting             | 32 107                         | 267 504                       | 359 841                    | 3 236 123                     |
| 3920302000 | Acrylonitrile butadiene styrene(ABS)sheet used in the refrigerator     | 55 745                         | 380 726                       | 341 772                    | 3 582 511                     |
| 3920309000 | Polymer styrene not used as an adhesiveby melting; not ABS sheet       | 118 900                        | 759 589                       | 1 211 221                  | 8 758 320                     |
| 3920430000 | Polymers of vinyl chloride tape;weight>=6% of plasticisers             | 650 055                        | 8 215 604                     | 1 296 559                  | 17 473 573                    |
| 3920490000 | Polymers of vinyl chloride tape;weight<6% of plasticisers              | 1 725 725                      | 24 126 620                    | 2 879 110                  | 40 281 709                    |
| 3920510000 | Acrylic polymers ofpoly(methyl methacrylate)                           | 7 864                          | 378 200                       | 74 225                     | 890 540                       |
| 3920590000 | Other acrylic polymer exceptpoly(methyl methacrylate)                  | 68 893                         | 1 060 915                     | 94 888                     | 1 457 174                     |
| 3920611000 | Plates&sheets of polycarbonates  | 129 420                        | 3 200 411                     | 396 143                    | 6 659 507                     |
| 3920619000 | Polycarbonates except plates and sheetsform                            | 136 393                        | 1 604 990                     | 725 856                    | 8 990 691                     |
| 3920620000 | Poly(ethylene terephthalate)   | 2 231 540                      | 31 209 247                    | 4 796 619                  | 58 189 774                    |
| 3920630000 | Unsaturated polyesters   | 57 117                         | 340 708                       | 108 802                    | 711 692                       |
| 3920690000 | Oth polyester,not polycarbonate,poly(ethylene terephthalate)&ur        | 624 675                        | 7 068 118                     | 2 913 991                  | 25 106 456                    |
| 3920711000 | Cellophane film  | 128 771                        | 1 930 614                     | 629 856                    | 10 508 947                    |
| 3920719000 | Other regenerated cellulose, exceptcellophane film                     | 3 302                          | 133 226                       | 28 937                     | 282 429                       |
| 3920730000 | Cellulose acetate or its chemicalderivatives                           | 1 944                          | 16 237                        | 6 822                      | 48 442                        |
| 3920799000 | Other cellulose derivatives,exceptnitrocellulose                       | 0                              | 1 181                         | 0                          | 11 341                        |
| 3920911000 | Film of poly(vinyl butyral) in safetyglass,thickness 0.38-0.76mm w     | 165 180                        | 4 223 053                     | 872 225                    | 9 009 813                     |
| 3920919000 | Other poly(vinyl butyral)  | 70 118                         | 12 102 935                    | 288 208                    | 3 423 862                     |
| 3920921000 | Plate,sheet,foil & strip of polyamides-6                               | 14 682                         | 467 757                       | 151 025                    | 2 804 502                     |
| 3920929000 | Other plate,sheet,foil & strip of polyamides, except polyamides-6      | 203 105                        | 2 348 703                     | 783 204                    | 9 219 233                     |
| 3920930000 | Plate,sheet,foil & strip of amino-resins                               | 6 708                          | 208 056                       | 45 821                     | 1 184 852                     |
| 3920941000 | Phenol formaldehyde (bakelite) sheets                                  | 6 271                          | 277 229                       | 35 212                     | 700 154                       |
| 3920949000 | Oth plate,sheet,foil & strip of phenolic resins,except phenol forma    | 178 700                        | 1 440 168                     | 134 983                    | 1 403 885                     |
| 3920991000 | Oth plate,sheet,foil&strip;oth plastic;hardened proteine/chemical      | 31 060                         | 273 499                       | 143 540                    | 1 766 193                     |
| 3920999000 | Oth plate,sheet,foil&strip;oth plastic;not hardened proteine/chem      | 420 468                        | 4 095 675                     | 785 995                    | 10 623 508                    |
| 3921112000 | Plates,sheets,fil,foil&strip, cellular, of polymers of styrene; rigid  | 3 271                          | 19 031                        | 19 851                     | 84 545                        |
| 3921119000 | Plates,sheets,fil,foil&strip, cellular, of polymers of styrene; not ri | 37 177                         | 323 258                       | 109 056                    | 1 919 311                     |
| 3921120000 | Plates,sheets,fil,foil&strip, cellular, of polymers of vinyl chloride  | 2 063 197                      | 23 271 175                    | 2 591 380                  | 27 524 833                    |
| 3921131000 | Plates,sheets,fil,foil&strip, cellular, of polyurethanes; rigid        | 90 647                         | 396 000                       | 563 823                    | 2 961 510                     |
| 3921139000 | Plates,sheets,fil,foil&strip, cellular, of polyurethanes; not rigid    | 160 539                        | 2 097 717                     | 1 432 477                  | 16 447 377                    |
| 3921142000 | Plates,sheets,fil,foil&strip, cellular, of regenerated cellulose; rigi | 0                              | 11                            | 0                          | 82                            |
| 3921149000 | Plates,sheets,fil,foil&strip, cellular, of regenerated cellulose; not  | 5 402                          | 330 709                       | 34 666                     | 845 476                       |
| 3921192000 | Plates,sheets,fil,foil&strip, cellular, of other plastics; rigid       | 45 057                         | 391 968                       | 324 494                    | 3 609 257                     |
| 3921199000 | Plates,sheets,fil,foil&strip, cellular, of other plastics; not rigid   | 3 263 544                      | 28 115 589                    | 2 788 999                  | 29 865 700                    |
| 3921901000 | Plates,sheets,fil,foil&strip, ofvulcanised fibre                       | 42 571                         | 476 086                       | 148 476                    | 1 352 251                     |
| 3921902000 | Plates,sheets,fil,foil&strip, ofhardened proteins                      | 912 762                        | 10 878 695                    | 1 864 133                  | 19 670 016                    |
| 3921903000 | Plates,sheets,fil,foil&strip, ofchemical derivatives of natural rubt   | 16 858                         | 89 762                        | 116 040                    | 555 897                       |
| 3921909000 | Other plates,sheets,fil,foil&strip, ofplastics                         | 3 314 228                      | 50 581 171                    | 7 879 444                  | 102 145 940                   |
| 3922101000 | Baths  | 68 820                         | 451 679                       | 423 383                    | 3 031 257                     |
| 3922109000 | Shower-baths, sinks & washbasins                                       | 109 813                        | 1 112 076                     | 933 120                    | 7 392 057                     |
| 3922200000 | Lavatory seats and covers  | 126 163                        | 1 230 488                     | 552 193                    | 5 770 309                     |
| 3922901100 | Parts of flushing cisterns, of plastics                                | 16 055                         | 225 702                       | 190 767                    | 1 820 824                     |
| 3922901200 | Flushing cisterns equipped with theirmechanisms                        | 17 379                         | 175 708                       | 64 191                     | 1 076 178                     |
| 3922901900 | Other lavatory pans, flushing cisterns & urinals                       | 21 015                         | 440 877                       | 126 417                    | 1 399 463                     |
| 3922909000 | Similar sanitary ware, of plastics                                     | 87 178                         | 1 218 866                     | 301 377                    | 5 011 298                     |
| 3923101000 | Film, tape and optical disc cases                                      | 10 833                         | 390 297                       | 95 417                     | 3 125 281                     |
| 3923109000 | Other boxes,cases, cratesand similararticles                           | 2 330 380                      | 24 622 276                    | 5 935 356                  | 63 585 987                    |
| 3923211100 | Aseptic bag reinforced w/ alum foil;width>=315mm;length>=410r          | 14 276                         | 173 424                       | 272 662                    | 2 633 871                     |
| 3923211900 | Aseptic bag reinforced w/ alum foil;width<315mm;length<410mm           | 474 454                        | 6 033 262                     | 1 104 316                  | 10 896 248                    |
| 3923219100 | Aseptic bag not reinforced w/ alum foil;width>=315mm;length>=4         | 10 274                         | 164 540                       | 57 371                     | 945 213                       |
| 3923219900 | Aseptic bag not reinforced w/ alum foil;width<315mm;length<410         | 911 065                        | 7 904 919                     | 3 112 039                  | 33 198 258                    |
| 3923291000 | Aseptic bag not reinforced w/ alum foil;width>=315mm;length>=4         | 32 099                         | 487 108                       | 224 351                    | 3 669 905                     |
| 3923299000 | Aseptic bag not reinforced w/ alum foil;width<315mm;length<410         | 812 783                        | 8 133 455                     | 3 569 280                  | 37 723 550                    |
| 3923302000 | Multilayer fibreglass reinforced fuelcontainer                         | 65 466                         | 699 195                       | 559 005                    | 3 241 848                     |
| 3923309000 | Other carboys, bottles, flasks & similar article                       | 867 652                        | 9 015 438                     | 3 289 182                  | 34 816 216                    |
| 3923401000 | Spool,bobbin&similar support;uitablefor machines heading 84.44         | 70 535                         | 899 642                       | 398 985                    | 4 737 007                     |
| 3923409000 | Other spool,cop,bobbin & similar support                               | 108 579                        | 836 349                       | 784 112                    | 9 132 090                     |
| 3923500000 | Stoppers, lids, caps and other closures                                | 869 060                        | 10 954 536                    | 4 930 191                  | 64 730 919                    |
| 3923901000 | Toothpaste tubes container, of plastic                                 | 1 839                          | 82 672                        | 37 373                     | 906 858                       |
| 3923909000 | Oth articles for the conveyance/packinggoods of plastics               | 2 220 514                      | 21 509 331                    | 6 503 026                  | 61 507 421                    |
| 3924100010 | Tableware & kitchenware of melamine                                    | 154 843                        | 1 170 414                     | 280 553                    | 3 489 530                     |
| 3924100090 | Tableware & kitchenware except frommelamine                            | 71 904                         | 769 346                       | 342 350                    | 3 824 017                     |
| 3924901000 | Bed pans, urinals (portable type) &chamber pots;of plastics            | 37 302                         | 308 633                       | 142 627                    | 1 215 197                     |
| 3924909000 | Other household articles&hygienic/toilet articles, of plastics         | 1 483 762                      | 18 768 629                    | 4 357 440                  | 69 742 048                    |
| 3925100000 | Reservoirs,tanks,vats & similar contain. capacity <= 300 litres        | 298 005                        | 2 004 699                     | 489 937                    | 2 735 357                     |
| 3925200000 | Doors, windows & their frames & threshold for doors                    | 210 151                        | 2 191 069                     | 370 667                    | 3 350 120                     |
| 3925300000 | Shutters,blind (include Venetian blinds) and similar articles and pai  | 96 106                         | 1 053 121                     | 253 852                    | 2 643 818                     |
| 3925900000 | Oth builder ware plastic,not elsewherespecified or included            | 329 890                        | 3 253 707                     | 1 450 925                  | 9 083 105                     |
| 3926100000 | Office or school supplies of plastics                                  | 384 677                        | 4 128 716                     | 1 183 242                  | 10 082 439                    |
| 3926206000 | Articles of apparel used for protectionfrom chemical,radiation/fire    | 13 696                         | 368 054                       | 154 634                    | 2 760 331                     |

**I.3. IMPOR MENURUT KOMODITI / IMPORT BY HS COMMODITY**  
**\*\*\* NOVEMBER/NOVEMBER 2013 \*\*\***

| HS         | Uraian Komoditi<br>Commodity Description                              | Berat Bersih / Net Weight (Kg) |                               | Nilai / Value C.I.F (US\$) |                               |
|------------|---|--------------------------------|-------------------------------|----------------------------|-------------------------------|
|            |   | Bulan ini<br>Current Month     | Kumulatif<br>Cum.Jan. to date | Bulan ini<br>Current Month | Kumulatif<br>Cum.Jan. to date |
| 3926209000 | Oth articles of apparel&clothingaccessories;of plastics               | 681 273                        | 7 310 273                     | 3 496 240                  | 38 019 035                    |
| 3926300000 | Fittings for furniture, coachwork or the like                         | 205 269                        | 1 948 729                     | 770 087                    | 7 690 317                     |
| 3926400000 | Statuettes & other ornamental articles                                | 107 737                        | 1 403 285                     | 356 973                    | 4 427 370                     |
| 3926901000 | Floats for fishing nets, of plastics                                  | 43 887                         | 699 712                       | 100 826                    | 2 485 316                     |
| 3926902000 | Fan & handscreen, frames & handles andparts                           | 23 104                         | 375 565                       | 103 521                    | 1 092 503                     |
| 3926903200 | Plastic moulds with denture imprints                                  | 2 178                          | 4 218                         | 3 971                      | 64 613                        |
| 3926903900 | Oth hygienic,medical & surgical articles; of plastics                 | 457 085                        | 4 786 347                     | 4 031 519                  | 42 938 890                    |
| 3926904100 | Police shields, of plastics   | 462                            | 657                           | 5 034                      | 5 437                         |
| 3926904200 | Protective mask for use in welding &similar works                     | 23 219                         | 372 922                       | 303 072                    | 2 961 622                     |
| 3926904400 | Life saving cushions for the protectionof persons falling from hegh   | 62                             | 336                           | 1 409                      | 4 877                         |
| 3926904900 | Other safety and protective devices                                   | 97 801                         | 890 363                       | 628 619                    | 6 958 470                     |
| 3926905300 | Transmission or conveyor belts or beltin                              | 59 180                         | 415 002                       | 353 633                    | 5 353 967                     |
| 3926905500 | Plastic J-hooks or bunch blocks fordetonators                         | 19 594                         | 241 636                       | 110 164                    | 1 193 859                     |
| 3926905900 | Other industrial articles, of plastics                                | 958 359                        | 11 592 611                    | 13 176 531                 | 138 620 677                   |
| 3926906000 | Poultry feeders   | 639                            | 129 004                       | 1 754                      | 265 263                       |
| 3926907000 | Padding for articles of apparel orclothing accessories                | 185 234                        | 2 608 429                     | 730 807                    | 11 437 380                    |
| 3926908100 | Shoe lasts  | 44 430                         | 475 296                       | 637 625                    | 7 091 762                     |
| 3926908200 | Prayer beads  | 0                              | 8 055                         | 0                          | 10 213                        |
| 3926908900 | Cards for jewellery/small objects ofpersonal adornment                | 165 868                        | 2 157 890                     | 918 618                    | 7 571 139                     |
| 3926909100 | Other articles of plastics & othermaterial of kind used for grain sto | 79 273                         | 639 873                       | 405 067                    | 4 245 673                     |
| 3926909200 | Empty capsules of a kind suitable forpharmaceutical use               | 1 040                          | 21 218                        | 35 011                     | 256 695                       |
| 3926909900 | Other articles of plastics and othermaterial                          | 2 655 671                      | 28 047 856                    | 12 279 285                 | 137 886 526                   |
| 4001101100 | Centrifuge concentrat,containing ammonia >= 0.5%;natural rubber       | 1 451 987                      | 14 877 029                    | 2 536 066                  | 28 471 313                    |
| 4001101900 | Natural rubber latex,containing ammonia>= 0.5%;in other forms         | 16 784                         | 124 352                       | 40 589                     | 288 627                       |
| 4001102900 | Natural rubber latex,containing ammonia< 0.5%;in other forms          | 40 178                         | 521 272                       | 106 264                    | 1 186 950                     |
| 4001213000 | Natural rubber in smoked sheets, RSSGrade 3                           | 20 120                         | 227 232                       | 47 799                     | 346 630                       |
| 4001219000 | Natural rubber in other forms   | 35 059                         | 268 942                       | 68 392                     | 638 864                       |
| 4001222000 | Technically Specified Natural Rubber(TSNR) 20                         | 0                              | 2 092 185                     | 0                          | 6 054 275                     |
| 4001223000 | Technically Specified Natural Rubber(TSNR) L                          | 21 284                         | 104 859                       | 81 974                     | 394 972                       |
| 4001229000 | Other Technically Specified NaturalRubber(TSNR)                       | 368 971                        | 3 543 694                     | 885 549                    | 8 762 695                     |
| 4001292000 | Latex crepes  | 820                            | 8 578                         | 10 136                     | 125 414                       |
| 4001297000 | Skim rubber   | 20 000                         | 182 164                       | 63 800                     | 575 381                       |
| 4001298000 | Scrap (tree,earth or smoked) and cuplump                              | 12 600                         | 12 600                        | 8 820                      | 8 820                         |
| 4001299900 | Other natural rubber in other forms                                   | 57 600                         | 444 086                       | 139 488                    | 1 105 240                     |
| 4001309900 | Other balata,gutta-percha,guayule,chicle similar natural gums, in c   | 11 010                         | 58 530                        | 27 678                     | 187 619                       |
| 4002110000 | Styrene-butadiene rubber,Carboxilatedstyrene-butadiene rubber;i       | 957 163                        | 7 547 604                     | 1 489 092                  | 12 159 900                    |
| 4002191000 | SBR,XSBR;in primary forms/in vulcanised,uncompound plates,shee        | 3 189 440                      | 46 811 029                    | 7 314 516                  | 120 197 983                   |
| 4002199000 | Styrene-butadiene rubber,Carboxilatedstyrene-butadiene rubber;i       | 7 036 446                      | 65 563 952                    | 12 556 525                 | 141 852 620                   |
| 4002201000 | Butadiene rubber (BR), in primary forms                               | 1 552 078                      | 23 911 334                    | 3 467 940                  | 61 161 803                    |
| 4002209000 | Butadiene rubber (BR), in other forms                                 | 4 685 855                      | 48 145 832                    | 9 711 546                  | 114 935 682                   |
| 4002311000 | Isobutene-isoprene rubber,unvulcanised,uncompound plates,shee         | 559 645                        | 6 860 860                     | 2 167 749                  | 27 280 749                    |
| 4002319000 | Isobutene-isoprene (butyl) rubber (IIR), in other process             | 541 540                        | 4 594 984                     | 1 925 813                  | 17 384 110                    |
| 4002391000 | Halo-isobutane-isoprene rubber,unvulcanised,uncompound plate,;        | 110 321                        | 992 673                       | 474 332                    | 4 374 104                     |
| 4002399000 | Halo-isobutane-isoprene (butyl) rubber(CIIR/BIIR), in other proces    | 1 241 496                      | 9 222 428                     | 4 647 046                  | 40 228 102                    |
| 4002410000 | Chloroprene (chlorobutadiene) rubber(CR), in latex form               | 19 890                         | 2 338 369                     | 93 546                     | 5 781 647                     |
| 4002491000 | Chloroprene (chlorobutadiene) rubber(CR), in primary form             | 75 076                         | 1 273 118                     | 320 951                    | 5 775 552                     |
| 4002499000 | Chloroprene (chlorobutadiene) rubber(CR) in other form                | 324 910                        | 3 870 265                     | 1 430 583                  | 17 729 438                    |
| 4002510000 | Acrylonitrile-butadiene rubber (NBR), in latex form                   | 1 556 575                      | 11 101 746                    | 2 811 344                  | 17 926 496                    |
| 4002591000 | Acrylonitrile-butadiene rubber (NBR), in primary form                 | 69 657                         | 694 112                       | 191 566                    | 2 124 003                     |
| 4002599000 | Acrylonitrile-butadiene rubber (NBR), in other form                   | 318 384                        | 4 119 204                     | 1 092 363                  | 12 759 033                    |
| 4002601000 | Isoprene rubber (IR) in primary forms                                 | 186 919                        | 914 850                       | 463 507                    | 2 568 900                     |
| 4002609000 | Isoprene rubber (IR) in other forms                                   | 93 092                         | 826 472                       | 131 572                    | 2 497 680                     |
| 4002701000 | Ethylene-propylene-non-conjugated dienerubber (EPDM), in prima        | 308 782                        | 2 447 774                     | 1 051 102                  | 9 962 915                     |
| 4002709000 | Ethylene-propylene-non-conjugated dienerubber (EPDM), in other        | 700 195                        | 7 387 927                     | 3 111 098                  | 26 993 789                    |
| 4002801000 | Mixture of natural rubber latex withsyntetic rubber latex             | 211 634                        | 1 422 167                     | 572 724                    | 3 766 498                     |
| 4002809000 | Other mixtures of any product of heading 40.01 with any product (     | 28 286                         | 580 714                       | 70 431                     | 2 334 706                     |
| 4002910000 | Oth synthetic rubber & factice derivedfrom oils, in latex forms       | 1 413 664                      | 12 222 115                    | 1 569 671                  | 14 666 962                    |
| 4002992000 | Oth synt rubber&factice derived from oil ;primary form,unvulcanis     | 358                            | 1 606                         | 3 764                      | 37 763                        |
| 4002999000 | Oth synthetic rubber & factice derivedfrom oils in other form         | 336 287                        | 3 877 896                     | 1 216 429                  | 14 217 503                    |
| 4003000000 | Reclaimed rubber in primary formsoar inplates, sheets or strips       | 1 355 477                      | 15 105 041                    | 955 416                    | 10 958 598                    |
| 4004000000 | Waste,paring&rubber scrap (oth hardrubber)&powder&granule ot          | 122 751                        | 12 757 109                    | 91 046                     | 5 613 269                     |
| 4005101000 | Compounded of natural gums with carbonblack/silica,unvulcaniser       | 75 835                         | 849 400                       | 298 425                    | 2 560 329                     |
| 4005109000 | Compounded other rubber with carbonblack/silica,unvulcanised,ir       | 366 222                        | 3 704 864                     | 2 190 039                  | 22 189 277                    |
| 4005200000 | Solutions; dispersions oth than those of subheading 4005.10           | 63 921                         | 753 283                       | 82 435                     | 1 346 383                     |
| 4005911000 | Natural gums,in plates, sheets, & strip                               | 16 917                         | 138 165                       | 115 190                    | 803 549                       |
| 4005919000 | Other compounded rubber,unvulcanised,inplates, sheets, & strip        | 470 051                        | 4 178 068                     | 1 555 141                  | 16 820 039                    |
| 4005991000 | Other compounded rubber,unvulcanised,inlatex form                     | 1 713                          | 42 023                        | 9 139                      | 137 133                       |
| 4005999000 | Other compounded rubber,unvulcanised,inother form                     | 307 795                        | 3 887 798                     | 556 074                    | 7 787 115                     |
| 4006100000 | "camel-back" strip for retreading rubber tyres, unvulcanised          | 53 395                         | 1 239 319                     | 105 626                    | 2 114 943                     |
| 4006901000 | Natural gums; unvulcanised  | 14                             | 4 932                         | 547                        | 29 692                        |
| 4006909000 | Oth forms & articles of unvulcanisedrubbers                           | 80 405                         | 927 536                       | 387 324                    | 10 314 813                    |

**I.3. IMPOR MENURUT KOMODITI / IMPORT BY HS COMMODITY**  
**\*\*\* NOVEMBER/NOVEMBER 2013 \*\*\***

| H S        | Uraian Komoditi<br>Commodity Description                                  | Berat Bersih / Net Weight (Kg) |                               | Nilai / Value C.I.F (US\$) |                               |
|------------|---|--------------------------------|-------------------------------|----------------------------|-------------------------------|
|            |   | Bulan ini<br>Current Month     | Kumulatif<br>Cum.Jan. to date | Bulan ini<br>Current Month | Kumulatif<br>Cum.Jan. to date |
| 4007000000 | Vulcanised rubber thread & cord.  | 637 232                        | 7 074 151                     | 1 894 870                  | 21 091 892                    |
| 4008111000 | Plates, sheet & strip of cell. rubber; thick <= 5mm; lined w/ one side te | 43 109                         | 169 879                       | 67 539                     | 1 055 779                     |
| 4008120000 | Floor tiles and wall tiles of cellular rubber                             | 2 389                          | 113 690                       | 9 895                      | 190 540                       |
| 4008190000 | Other plates, sheets & strip of cellular rubber                           | 169 932                        | 1 803 946                     | 663 765                    | 7 095 561                     |
| 4008190000 | Other forms of cellular rubber  | 43 511                         | 671 192                       | 301 979                    | 5 319 936                     |
| 4008211000 | Plate, sheet & strip non-cell. rubber; thick <= 5mm; lined w/ one side t  | 20 984                         | 236 247                       | 670 160                    | 7 380 889                     |
| 4008212000 | Floor tiles and wall tiles of non-cellular rubber                         | 0                              | 815                           | 0                          | 8 062                         |
| 4008219000 | Other plates, sheets, & strip of non-cellular rubber                      | 72 230                         | 1 601 123                     | 497 063                    | 4 887 491                     |
| 4008290000 | Other forms of non-cellular rubber  | 35 025                         | 652 647                       | 379 205                    | 6 608 071                     |
| 4009110000 | Tube, pipe & hose, not reinforced/combined w/ oth material witho          | 147 880                        | 1 874 023                     | 664 856                    | 8 441 754                     |
| 4009121000 | Mining slurry suction & discharge hose, not reinforce/combine w/ o        | 54 249                         | 836 499                       | 48 791                     | 1 094 320                     |
| 4009129000 | Oth tubes, pipes & hoses, not reinforced/combined w/ oth mtrl wii         | 13 708                         | 450 237                       | 150 648                    | 3 407 923                     |
| 4009211000 | Mining slurry suction & discharge hose, reinforce/combine w/ oth rr       | 10 286                         | 46 466                        | 28 089                     | 404 462                       |
| 4009219000 | Oth tube, pipe & hose, reinforced/combined w/ oth materials w/o f         | 200 073                        | 2 138 379                     | 2 194 798                  | 18 310 890                    |
| 4009221000 | Mining slurry suction & discharge hose, reinforce/combine w/ oth rr       | 707                            | 34 025                        | 22 651                     | 215 884                       |
| 4009229000 | Oth tube, pipe & hose, reinforced/combined w/ oth materials w/ fil        | 73 888                         | 1 106 448                     | 1 171 479                  | 12 938 713                    |
| 4009311000 | Mining slurry suction & discharge hose, reinforce/combine w/ textil       | 2 653                          | 156 420                       | 34 883                     | 450 734                       |
| 4009319100 | Fuel hoses, header hoses & water hoses, used on motor vehicles            | 206 504                        | 2 500 712                     | 3 046 143                  | 34 266 730                    |
| 4009319910 | Rubber hose for gas stove, without fittings                               | 0                              | 16 341                        | 0                          | 34 685                        |
| 4009319990 | Oth tube, pipe & discharge hose, reinforced/combined w/ textile, wi       | 67 518                         | 1 440 898                     | 416 697                    | 11 677 440                    |
| 4009321000 | Mining slurry suction & discharge hose, reinforce/combine w/ textil       | 0                              | 2 091                         | 0                          | 41 300                        |
| 4009329010 | Rubber hose for gas stove, with fittings                                  | 0                              | 8 819                         | 0                          | 16 355                        |
| 4009329090 | Oth tube, pipe & discharge hose, reinforced/combined w/ textile, wi       | 35 377                         | 508 315                       | 454 968                    | 6 907 643                     |
| 4009410000 | Mining slurry suction & discharge hose, reinforce/combine w/ oth rr       | 175 024                        | 4 094 787                     | 1 180 276                  | 15 978 535                    |
| 4009421000 | Mining slurry suction & discharge hose, reinforce/combine w/ oth rr       | 8 142                          | 327 407                       | 15 809                     | 2 218 579                     |
| 4009429000 | Oth tube, pipe & hose, reinforced/combined w/ oth material, with l        | 268 039                        | 3 647 935                     | 4 259 657                  | 45 120 745                    |
| 4010110000 | Conveyor belts/belting, reinforced with metal                             | 139 973                        | 1 419 522                     | 823 477                    | 8 893 697                     |
| 4010120000 | Conveyor belts/belting, reinforced with textile material                  | 533 596                        | 5 579 620                     | 1 169 913                  | 14 455 192                    |
| 4010190000 | Other conveyor belts/belting, reinforced with other material              | 252 218                        | 3 607 147                     | 1 091 916                  | 19 452 312                    |
| 4010310000 | V-belts, V-ribbed, of an outside circumference > 60cm and <= 180cm        | 40 033                         | 323 544                       | 561 382                    | 5 779 951                     |
| 4010320000 | V-belts, oth than v-ribbed, of an outside circumference > 60cm and        | 16 453                         | 619 982                       | 148 751                    | 696 034                       |
| 4010330000 | V-belts, V-ribbed, of an outside circumference > 180cm and <= 240cm       | 810                            | 25 386                        | 22 614                     | 444 352                       |
| 4010340000 | V-belts, oth than v-ribbed, of an outside circumference > 180cm anc       | 297                            | 13 906                        | 6 845                      | 234 461                       |
| 4010350000 | Endless synchronous belt, of an outside circumference > 60cm and <        | 10 608                         | 35 571                        | 108 403                    | 608 617                       |
| 4010360000 | Endless synchronous belt, of an outside circumference > 150cm and         | 0                              | 1 148                         | 0                          | 33 135                        |
| 4010390000 | Oth transmission belts/belting  | 183 893                        | 3 637 151                     | 1 713 631                  | 26 539 303                    |
| 4011100000 | New pneumatic tyres, of rubber of a kind used on motor cars               | 1 521 857                      | 20 170 576                    | 2 802 144                  | 48 271 548                    |
| 4011201000 | New pneumatic tyre, of rubber used on buses/lorries, width < 450mm        | 4 666 995                      | 57 505 267                    | 9 340 214                  | 122 848 978                   |
| 4011209000 | New pneumatic tyre, of rubber used on buses/lorries, width >= 450mm       | 4 810                          | 602 944                       | 5 198                      | 3 598 510                     |
| 4011300000 | New pneumatic tyres, of rubber of a kind used on aircraft                 | 22 198                         | 523 805                       | 491 094                    | 6 437 965                     |
| 4011400000 | New pneumatic tyres, of rubber of a kind used on motorcycles              | 47 640                         | 1 455 366                     | 195 982                    | 5 739 951                     |
| 4011500000 | New pneumatic tyres, of rubber of a kind used on bicycles                 | 509 204                        | 3 668 584                     | 654 391                    | 4 752 905                     |
| 4011611000 | New pneumatic tyres, of rubber used on agricultural/forestry tracto       | 167 742                        | 1 595 834                     | 492 499                    | 4 774 316                     |
| 4011619000 | New pneumatic tyres, of rubber used on agricultural/forestry vehicl       | 35 402                         | 954 894                       | 79 397                     | 2 687 997                     |
| 4011621000 | New pneumatic tyres, of rubber, rim size < 61 cm, used on tractors        | 1 860                          | 111 458                       | 8 725                      | 463 726                       |
| 4011629000 | New pneumatic tyres, of rubber, rim size < 61 cm, used on const/ind       | 57 498                         | 477 313                       | 113 818                    | 1 114 550                     |
| 4011631000 | New pneumatic tyre, of rubber, rim size >= 61 cm, used on tractors        | 1 639                          | 83 420                        | 8 812                      | 177 967                       |
| 4011639000 | New pneumatic tyre, of rubber, rim size >= 61 cm, used on const/ind       | 6 356                          | 47 858                        | 41 955                     | 246 124                       |
| 4011690000 | New pneumatic tyre, of rubber, used for oth purpose                       | 90                             | 66 607                        | 5 600                      | 504 964                       |
| 4011921000 | Oth new pneumatic tyre, of rubber, used on agricul./forestry tracto       | 15 408                         | 116 068                       | 26 588                     | 313 456                       |
| 4011929000 | Oth new pneumatic tyre, of rubber, used on agricul./forestry vehicl       | 8 384                          | 53 627                        | 45 095                     | 189 922                       |
| 4011931000 | Oth new pneumatic tyre, of rubber, rim size < 61 cm, used on tractor      | 495 281                        | 3 761 330                     | 547 069                    | 5 875 664                     |
| 4011939000 | Oth new pneumatic tyre, of rubber, rim size < 61 cm, used on const/i      | 197 364                        | 1 708 100                     | 1 005 607                  | 8 812 243                     |
| 4011941000 | Oth new pneumatic tyre, rubber, rim size >= 61 cm, used on mach of t      | 266 715                        | 5 414 098                     | 2 270 202                  | 48 982 821                    |
| 4011942000 | Oth new pneumatic tyre, rubber, rim size >= 61 cm, used on tractor, fo    | 313 003                        | 2 851 188                     | 2 766 025                  | 26 789 576                    |
| 4011949000 | Oth new pneumatic tyre, of rubber, rim size >= 61 cm, used for oth. p     | 1 020 033                      | 23 837 969                    | 7 234 912                  | 200 591 122                   |
| 4011991000 | Oth new pneumatic tyre, of rubber, used on vehicles of chap. 87           | 899 272                        | 5 009 952                     | 7 728 981                  | 38 966 252                    |
| 4011992000 | Oth new pneumatic tyre, of rubber, used on mach of heading 84.29          | 34 744                         | 1 037 583                     | 134 575                    | 7 155 155                     |
| 4011993000 | Oth new pneumatic tyre, of rubber, used for oth, width >= 450mm           | 0                              | 90 240                        | 0                          | 977 766                       |
| 4011999000 | Oth new pneumatic tyre, of rubber, used for oth, width < 450mm            | 18 901                         | 248 059                       | 209 049                    | 2 292 134                     |
| 4012110000 | Retreaded tyres, used on motor cars                                       | 2 501                          | 5 120                         | 1 724                      | 4 420                         |
| 4012121000 | Retreaded tyres, used on buses/lorries, width < 450mm                     | 0                              | 150                           | 0                          | 955                           |
| 4012129000 | Retreaded tyres, used on buses/lorries, width >= 450mm                    | 19 181                         | 75 492                        | 42 024                     | 484 732                       |
| 4012130000 | Retreaded tyres, used on aircraft   | 0                              | 268 471                       | 0                          | 1 493 769                     |
| 4012191000 | Retreaded tyres, used on motorcycles                                      | 0                              | 1 923                         | 0                          | 1 119                         |
| 4012192000 | Retreaded tyres, used on bicycles   | 8                              | 3 134                         | 37                         | 5 337                         |
| 4012194000 | Retreaded tyres, used on oth vehicles of chapter 87                       | 0                              | 190                           | 0                          | 6 468                         |
| 4012199000 | Retreaded tyres, used for oth purposed                                    | 47 175                         | 53 710                        | 242 000                    | 297 983                       |
| 4012209900 | Used pneumatic tyres, used on oth purpose, oth than buffed tyres          | 0                              | 64                            | 0                          | 2 270                         |
| 4012901400 | Solid tyres, external diameter > 250 mm, width < 450mm                    | 11 566                         | 163 365                       | 59 486                     | 794 908                       |
| 4012901500 | Solid tyres, external dia. > 250 mm, width > 450mm, used on vehicle of ch | 0                              | 76 606                        | 0                          | 496 516                       |

**I.3. IMPOR MENURUT KOMODITI / IMPORT BY HS COMMODITY**  
**\*\*\* NOVEMBER/NOVEMBER 2013 \*\*\***

| HS         | Uraian Komoditi<br>Commodity Description                             | Berat Bersih / Net Weight (Kg) |                               | Nilai / Value C.I.F (US\$) |                               |
|------------|--|--------------------------------|-------------------------------|----------------------------|-------------------------------|
|            |  | Bulan ini<br>Current Month     | Kumulatif<br>Cum.Jan. to date | Bulan ini<br>Current Month | Kumulatif<br>Cum.Jan. to date |
| 4012901600 | Oth solid tyres,external diameter>250mm,of a width>450mm             | 0                              | 23 520                        | 0                          | 10 981                        |
| 4012901900 | Oth solid tyres,external diameter<250mm,of a width>450mm             | 37 173                         | 526 877                       | 181 032                    | 2 324 577                     |
| 4012902100 | Cushion tyres, of a width not exceeding450mm                         | 1 037                          | 2 112                         | 5 320                      | 20 793                        |
| 4012902200 | Cushion tyres, of a width exceeding450mm                             | 5 198                          | 38 644                        | 13 708                     | 149 580                       |
| 4012907000 | Replaceable tyre treads, width<450mm                                 | 149 586                        | 987 811                       | 464 876                    | 3 315 557                     |
| 4012908000 | Tyre flaps   | 54 453                         | 806 135                       | 46 551                     | 1 262 553                     |
| 4012909000 | Oth retreaded/used pneumatic,solid/cushion tyres, of rubber          | 98 254                         | 699 555                       | 149 126                    | 1 327 219                     |
| 4013101100 | Inner tubes,of rubber,used on motor carwidth tyres<450mm             | 227 835                        | 2 829 091                     | 342 532                    | 3 594 035                     |
| 4013101900 | Inner tubes,of rubber,used on motor carwidth tyres>450mm             | 976                            | 89 659                        | 2 495                      | 119 303                       |
| 4013102100 | Inner tubes,of rubber,used on bus/lorriwidth tyres<450mm             | 14 070                         | 628 844                       | 57 712                     | 1 672 976                     |
| 4013102900 | Inner tubes,of rubber,used on bus/lorriwidth tyres>450mm             | 39 006                         | 121 814                       | 155 280                    | 415 536                       |
| 4013200000 | Inner tubes,of rubber,used on bicycles                               | 85 214                         | 915 326                       | 120 630                    | 1 371 642                     |
| 4013901100 | Inner tube,of rubber,used on heading84.29/84.30;width tyres<450      | 3 696                          | 46 142                        | 13 438                     | 168 349                       |
| 4013901900 | Inner tube,of rubber,used on heading84.29/84.30;width tyres>450      | 10 197                         | 55 494                        | 48 759                     | 250 881                       |
| 4013902000 | Inner tube,of rubber,used on motorcycle                              | 26 200                         | 634 322                       | 45 207                     | 489 137                       |
| 4013903100 | Inner tube,of rubber,used on oth vehicle of chap.87, width tyres<4   | 164                            | 4 553                         | 1 034                      | 5 785                         |
| 4013903900 | Inner tube,of rubber,used on oth vehicle of chap.87, width tyres>4   | 34 422                         | 123 109                       | 18 903                     | 132 438                       |
| 4013904000 | Inner tube,of rubber,used on aircraft                                | 9 330                          | 18 913                        | 37 055                     | 99 769                        |
| 4013909100 | Oth inner tube,of rubber,suitable forfitting to tyres of width<450r  | 17 750                         | 122 148                       | 18 960                     | 391 986                       |
| 4013909900 | Oth inner tube,of rubber,suitable forfitting to tyres of width>450r  | 77 696                         | 1 217 460                     | 31 909                     | 955 011                       |
| 4014100000 | Sheath contraceptives  | 72 897                         | 451 478                       | 974 899                    | 7 387 404                     |
| 4014901000 | Teats for feeding bottles & similararticles                          | 17 159                         | 158 692                       | 290 614                    | 2 310 215                     |
| 4014904000 | Stoppers for pharmaceutical use                                      | 30 350                         | 515 985                       | 584 684                    | 9 440 014                     |
| 4014909000 | Oth hygienic/pharmaceutical articles,ofvulcanised rubber             | 35 418                         | 264 597                       | 370 291                    | 2 947 914                     |
| 4015110000 | Gloves, mittens & mitts, for surgical                                | 187 018                        | 1 888 448                     | 1 293 053                  | 12 113 927                    |
| 4015190000 | Gloves, mittens & mitts, for otherpurposed                           | 64 965                         | 890 393                       | 408 291                    | 5 894 701                     |
| 4015901000 | Lead aprons  | 1 325                          | 4 669                         | 34 979                     | 124 174                       |
| 4015902000 | Divers' suits(wet suit)  | 3 979                          | 14 997                        | 11 423                     | 65 863                        |
| 4015909000 | Oth article of apparel, clothing accessfor all purposed              | 23 500                         | 302 930                       | 201 127                    | 2 325 975                     |
| 4016101000 | Padding for articles of apparel orclothing accessories               | 6 687                          | 113 531                       | 88 493                     | 1 371 522                     |
| 4016102000 | Floor tiles and wall tiles   | 14                             | 6 717                         | 468                        | 6 071                         |
| 4016109000 | Oth articles of vulcanised rubber otherof cellular rubber            | 83 632                         | 584 891                       | 643 284                    | 5 819 564                     |
| 4016911000 | Mats   | 59 580                         | 1 159 228                     | 204 335                    | 2 418 137                     |
| 4016912000 | Tiles  | 0                              | 21 073                        | 0                          | 52 546                        |
| 4016919000 | Oth floor coverings  | 99 418                         | 1 627 674                     | 337 264                    | 4 122 221                     |
| 4016921000 | Eraser tips  | 74 270                         | 1 016 191                     | 181 501                    | 2 509 822                     |
| 4016929000 | Other erasers  | 59 655                         | 615 554                       | 91 188                     | 1 328 157                     |
| 4016931000 | Gasket,washer&seal used to insulate theterminal lead of electroly    | 11 156                         | 220 560                       | 276 623                    | 5 325 546                     |
| 4016932000 | Gasket&O-ring, used on motor vehicle ofheading 87.02,87.03,87.0      | 168 267                        | 1 711 470                     | 3 306 937                  | 32 866 258                    |
| 4016939000 | Oth gaskets, washers & oth seals                                     | 397 899                        | 5 132 499                     | 5 624 987                  | 79 503 135                    |
| 4016940000 | Boat/dock fenders,whether/not inflatable                             | 331 606                        | 2 204 749                     | 1 059 009                  | 7 818 882                     |
| 4016950000 | Oth articles of vulcanised rubber,inflatable                         | 203 631                        | 2 557 530                     | 803 939                    | 8 963 478                     |
| 4016991300 | Weatherstripping,used on motor vehicleof heading 87.02,87.03/8       | 99 441                         | 964 188                       | 1 002 875                  | 10 132 365                    |
| 4016991400 | Oth article of vulcanised rubber,forvehicle of heading 87.02-87.05   | 272 510                        | 3 616 079                     | 3 619 219                  | 43 257 530                    |
| 4016991500 | Oth article of vulcanised rubber,forvehicles 87.09,87.13,87.15&87    | 5 683                          | 77 998                        | 73 589                     | 1 019 115                     |
| 4016991600 | Bicycle mudguards  | 0                              | 645                           | 0                          | 1 359                         |
| 4016991700 | Bicycle parts  | 53                             | 54 634                        | 90                         | 352 164                       |
| 4016991800 | Other bicycle accessories  | 0                              | 69 109                        | 0                          | 325 339                       |
| 4016991900 | Oth parts & access for vehicle of rubber of chapter 87               | 24 642                         | 412 938                       | 422 438                    | 5 680 204                     |
| 4016992000 | Parts & access of rotochutes of heading88.04                         | 5 073                          | 99 013                        | 58 966                     | 1 035 454                     |
| 4016993000 | Rubber bands   | 52 987                         | 1 660 450                     | 502 080                    | 5 703 035                     |
| 4016994000 | Wall tiles   | 108 705                        | 569 052                       | 303 649                    | 1 573 121                     |
| 4016995100 | Rubber rollers   | 102 492                        | 1 202 270                     | 553 589                    | 6 151 657                     |
| 4016995200 | Tyre moulds bladders   | 23 613                         | 210 468                       | 482 310                    | 3 387 457                     |
| 4016995300 | Electrical insulators hoods  | 46                             | 87 445                        | 3 370                      | 898 149                       |
| 4016995400 | Rubber grommets & rubber cover forautomotive wiring harnesses        | 100 565                        | 1 713 996                     | 2 021 084                  | 22 198 236                    |
| 4016995900 | Oth article,used in machinery/mechanical/electrical appliances/foi   | 80 881                         | 1 202 502                     | 4 907 168                  | 40 253 882                    |
| 4016996000 | Rail pad, of rubber  | 272                            | 34 049                        | 13 408                     | 448 022                       |
| 4016997000 | Structural bearings including bridgebridge bearings, oth than rail p | 5 774                          | 99 842                        | 248 165                    | 3 039 272                     |
| 4016999100 | Table coverings  | 252                            | 29 317                        | 6 306                      | 222 994                       |
| 4016999900 | Oth articles of vulcanised rubber foroth purposed                    | 341 661                        | 3 307 256                     | 3 742 589                  | 30 042 193                    |
| 4017001000 | Floor tiles&wall tiles   | 2 482                          | 22 092                        | 43 026                     | 460 672                       |
| 4017002000 | Other articles of hard rubber  | 15 261                         | 440 567                       | 210 786                    | 1 520 274                     |
| 4017009000 | Other hard rubber in all form,includewaste & scrap, articles of har  | 37 414                         | 280 247                       | 418 760                    | 2 534 796                     |
| 4101201000 | Hide&skin,weight/skin<8kg(simply dried),10kg(dry-salt),16kg(fresh)   | 1 053 557                      | 9 170 323                     | 747 404                    | 6 362 507                     |
| 4101209000 | Hide&skin,weight/skin<8kg(simply dry),10kg(dry-salt),16kg(fresh),    | 0                              | 166 493                       | 0                          | 360 924                       |
| 4101501000 | Whole hide & skin,of a weight >16 kg,pre-tanned                      | 419 142                        | 2 286 886                     | 1 639 660                  | 7 136 274                     |
| 4101909000 | Oth hide&skin,inc butt,weight/skin<8kg(simply dry),10kg(dry-salt),   | 432 488                        | 2 605 689                     | 326 003                    | 1 985 783                     |
| 4102100000 | Raw skins of sheep/lambs with wool on                                | 0                              | 313 773                       | 0                          | 272 953                       |
| 4102210000 | Raw skins of sheep/lambs without wool on , pickled                   | 0                              | 105 540                       | 0                          | 1 154 496                     |
| 4103209000 | Raw hide & skin of reptiles,not pre-tanned                           | 0                              | 938                           | 0                          | 104 093                       |

**I.3. IMPOR MENURUT KOMODITI / IMPORT BY HS COMMODITY**  
**\*\*\* NOVEMBER/NOVEMBER 2013 \*\*\***

| HS         | Uraian Komoditi<br>Commodity Description                              | Berat Bersih / Net Weight (Kg) |                               | Nilai / Value C.I.F (US\$) |                               |
|------------|---|--------------------------------|-------------------------------|----------------------------|-------------------------------|
|            |   | Bulan ini<br>Current Month     | Kumulatif<br>Cum.Jan. to date | Bulan ini<br>Current Month | Kumulatif<br>Cum.Jan. to date |
| 4103300000 | Raw hide & skin of swine  | 0                              | 7 740                         | 0                          | 85 575                        |
| 4103900000 | Raw hide & skin of oth animal   | 24 300                         | 710 046                       | 19 440                     | 970 527                       |
| 4104110010 | Bovine leather, vegetable pre-tanned,full grains, unsplit in the wet  | 25 676                         | 189 708                       | 78 660                     | 564 922                       |
| 4104110090 | Oth tanned/crust hide&skin of bovine,full grain,unsplit in the wet    | 725 771                        | 7 694 474                     | 1 343 308                  | 12 226 202                    |
| 4104190000 | Oth tanned/crust hide&skin of bovine,not full grain,unsplit in the v  | 373 489                        | 3 227 828                     | 1 024 569                  | 6 217 778                     |
| 4104410000 | Crust vegetable(semi-tanned) hide&skin,full grain,unsplit;in the dr   | 270 976                        | 2 375 615                     | 4 639 222                  | 39 489 059                    |
| 4104490000 | Oth crust vegetable(semi-tanned) hide&skin,full grain,unsplit;in th   | 373 220                        | 3 969 902                     | 5 625 920                  | 56 275 891                    |
| 4105100000 | Tanned/crust sheep/lamb skin,w/o wool on/hair on,in the wet sta       | 136 718                        | 703 169                       | 1 453 829                  | 7 415 353                     |
| 4105300000 | Tanned/crust sheep/lamb skin,w/o wool on/hair on,in dry state         | 1 021                          | 33 244                        | 95 625                     | 2 385 840                     |
| 4106210000 | Tanned/crust goat/kid hide&skin,w/o wool on/hair on,in the wet s      | 0                              | 6 789                         | 0                          | 14 275                        |
| 4106220000 | Tanned/crust goat/kid hide&skin,w/o wool on/hair on,in the dry s      | 0                              | 1 074                         | 0                          | 45 883                        |
| 4106320000 | Tanned/crust hide & skin of swine,w/owool on/hair on,in the dry s     | 0                              | 174                           | 0                          | 8 156                         |
| 4106402000 | Tanned/crust hide & skin of reptiles,w/o wool on/hair on,in the dr    | 96                             | 96                            | 831                        | 831                           |
| 4106910000 | Oth tanned/crust hide&skin of oth animal,w/o wool on/hair on,in       | 11 335                         | 13 255                        | 45 466                     | 117 919                       |
| 4106920000 | Oth tanned/crust hide&skin of oth animal,w/o wool on/hair on,in       | 2 224                          | 11 521                        | 221 368                    | 1 176 892                     |
| 4107110000 | Whole hide&skin,full grains,unsplit ofbovine/equine animals,w/o t     | 43 809                         | 496 210                       | 1 350 713                  | 12 546 694                    |
| 4107120000 | Whole hide&skin,grains splits of bovine/equine animals,w/o hair c     | 13 189                         | 123 481                       | 251 008                    | 3 138 325                     |
| 4107190000 | Oth whole hide&skin of bovine/ equineanimals, in oth form             | 376 609                        | 3 641 950                     | 7 999 155                  | 72 425 068                    |
| 4107910000 | Oth whole hide&skin,including side ofbovine/equine animals,full g     | 2 276                          | 85 479                        | 58 577                     | 2 263 469                     |
| 4107920000 | Oth whole hide&skin,including side ofbovine/equine animals, grair     | 138 632                        | 1 651 394                     | 4 442 054                  | 38 436 609                    |
| 4107990000 | Oth whole hide & skin,including side,ofbovine/equine animals, in c    | 512 258                        | 7 573 365                     | 6 864 203                  | 79 115 239                    |
| 4112000000 | Leather further prep. after tanning/crust,oth than leather of headi   | 39 732                         | 386 000                       | 952 267                    | 8 730 383                     |
| 4113100000 | Leather further prepared after tanning/crusting, of goats or kids     | 44 735                         | 323 112                       | 1 603 727                  | 11 242 434                    |
| 4113200000 | Leather further prepared after tanning/crusting, of swine             | 35 492                         | 414 438                       | 713 442                    | 7 958 680                     |
| 4113300000 | Leather further prepared after tanning/crusting, of reptiles          | 394                            | 839                           | 6 140                      | 66 471                        |
| 4113900000 | Leather further prepared after tanning/crusting, of oth animals       | 13 781                         | 93 825                        | 353 200                    | 2 292 540                     |
| 4114100000 | Chamois (including combination chamois)leather                        | 0                              | 30 073                        | 0                          | 102 096                       |
| 4114200000 | Patent leather&patent laminated leather, metalised leather            | 79 153                         | 756 269                       | 720 090                    | 6 694 732                     |
| 4115100000 | Composition leather with base of leather/leather fibre,in slabs, sh   | 18 330                         | 161 741                       | 513 605                    | 2 253 570                     |
| 4115200000 | Paring end other waste of compositionleather,not suit for leather     | 42                             | 104                           | 8 894                      | 9 381                         |
| 4201000000 | Saddlery & harness for any animal of any materials                    | 0                              | 31 965                        | 0                          | 292 755                       |
| 4202110010 | Travel goods w/ max dimension of h x w x l = 56cm x 45cm x 25cm       | 1 359                          | 38 128                        | 21 339                     | 440 502                       |
| 4202110090 | Trunk,suit,vanity,executive,brief-caseswith outer surface of leathe   | 157 296                        | 1 768 032                     | 1 366 069                  | 15 575 534                    |
| 4202121100 | School satchel with outer surface ofvulcanised fibre                  | 39 132                         | 133 284                       | 212 304                    | 872 974                       |
| 4202121900 | School satchel with outer surface ofplastics/textile materials        | 86 655                         | 1 808 651                     | 473 201                    | 6 282 956                     |
| 4202129100 | Trunk,suit,vanity,executive,brief-casesw/ out surface of vulcanisec   | 2 669                          | 25 211                        | 59 330                     | 298 001                       |
| 4202129900 | Trunk,suit,vanity,executive,brief-casesw/ out surface of plastics/te  | 864 746                        | 9 332 659                     | 3 543 361                  | 37 468 202                    |
| 4202192000 | School satchel,trunk,suit,vanity,brief,w/ outer surface of paperboz   | 3                              | 10 507                        | 27                         | 45 988                        |
| 4202199000 | School satchel,trunk,suit,vanity,brief,w/ outer surface of plastic/te | 106 723                        | 1 160 845                     | 498 389                    | 5 132 195                     |
| 4202210000 | Hand bag with outer surface of leatheror of patent leather            | 33 783                         | 174 128                       | 1 140 542                  | 12 045 037                    |
| 4202220000 | Hand bag with outer surface of plasticsheeting or of textile materi   | 229 618                        | 2 836 757                     | 1 947 230                  | 27 298 680                    |
| 4202290000 | Hand bag with other outer surface                                     | 889 967                        | 8 181 194                     | 3 881 732                  | 34 894 452                    |
| 4202310000 | Artcl in pocket/hand bag with outersurface of leather or of patent    | 22 653                         | 196 611                       | 322 858                    | 5 016 955                     |
| 4202320000 | Artcl in pocket/hand bag with outer surface of plastics or of textile | 52 520                         | 1 192 159                     | 347 394                    | 6 990 580                     |
| 4202391000 | Article of kind normally carried pocketor in handbag with outer srf   | 4 884                          | 18 438                        | 20 213                     | 68 850                        |
| 4202392000 | Article of kind normally carried pocketor in handbag with outer srf   | 0                              | 871                           | 0                          | 2 426                         |
| 4202393000 | Article of kind normally carried pocketor in handbag w/ outer srfc    | 0                              | 356                           | 0                          | 10 984                        |
| 4202399000 | Article of kind normally carried pocketor in handbag with outer srf   | 49 196                         | 373 560                       | 217 481                    | 2 062 602                     |
| 4202911100 | Sport bags,with outer surface of leather composition leather/of pa    | 11                             | 211                           | 1 115                      | 46 411                        |
| 4202911900 | Oth Sport bags,with outer surface oflthr composition leather/of pa    | 117                            | 12 687                        | 24 427                     | 124 274                       |
| 4202919000 | Oth artcls with outer surface of leather or of patent leather         | 78 799                         | 269 529                       | 278 015                    | 1 720 282                     |
| 4202921000 | Toiletry bags with outer surface ofplastic or of textile materials    | 1 994                          | 26 818                        | 36 422                     | 184 494                       |
| 4202922000 | Bowling bags with outer surface ofplastic or of textile materials     | 8                              | 2 168                         | 180                        | 28 408                        |
| 4202929000 | Other articles with outer surface ofplastic or of textile materials   | 92 402                         | 929 574                       | 1 213 087                  | 27 176 429                    |
| 4202991000 | with outer surface of vulcanised fibreor paperbord oth bags           | 26 741                         | 213 380                       | 38 668                     | 358 745                       |
| 4202992000 | with outer surface of vulcanised fibreor paperbord oth bags of coq    | 2                              | 958                           | 185                        | 10 115                        |
| 4202993000 | with outer surface of vulcanised fibreor paperbord oth bags of nic    | 472                            | 492                           | 5 000                      | 5 582                         |
| 4202994000 | with outer surface of vulcanised fibreor paperbord oth bags of apj    | 0                              | 5 767                         | 0                          | 73 744                        |
| 4202999000 | Oth than trunk, suit-cases,handbags, &similar containers              | 40 424                         | 443 153                       | 244 196                    | 2 416 638                     |
| 4203100000 | Articles of apparel of leather or ofcomposition leather.              | 492                            | 20 916                        | 48 686                     | 1 237 645                     |
| 4203210000 | Gloves,mittens & mitts speciallydesigned for use in sports of leath   | 955                            | 18 241                        | 43 223                     | 530 381                       |
| 4203291000 | Protective work gloves of leather or ofcomposition leather            | 23 895                         | 294 877                       | 46 236                     | 1 507 333                     |
| 4203299000 | Oth gloves, mittens & mitts of leatheror of composition leather       | 27 292                         | 320 768                       | 94 306                     | 819 613                       |
| 4203300000 | Belts & bandoliers of leather or ofcomposition leather                | 94 544                         | 712 214                       | 872 470                    | 6 812 739                     |
| 4203400000 | Oth clothing access of leather or ofcomposition leather               | 5 733                          | 97 587                        | 76 331                     | 1 218 167                     |
| 4205001000 | Oth articles of leather or ofcomposition leather, boot laces ; mats   | 1 404                          | 34 642                        | 62 791                     | 875 927                       |
| 4205002000 | Oth articles of leather, industrialsafety belt & harnesses            | 35 015                         | 186 686                       | 174 478                    | 893 836                       |
| 4205003000 | Leather strings or cords for jewelry orfor personal adornment         | 4 437                          | 79 373                        | 9 729                      | 182 129                       |
| 4205004000 | Oth articles of a kind used in machinery or mechl appliance or for    | 21 288                         | 88 040                        | 49 911                     | 882 454                       |
| 4205009000 | Oth articles of leather oth than bootlaces,safety belt & leather stri | 2 106                          | 48 103                        | 79 920                     | 1 754 586                     |
| 4206009000 | oth articles of gut of goldbeaters skinof bladders or of tendons      | 4                              | 63                            | 26 372                     | 370 512                       |

**I.3. IMPOR MENURUT KOMODITI / IMPORT BY HS COMMODITY**  
**\*\*\* NOVEMBER/NOVEMBER 2013 \*\*\***

| HS         | Uraian Komoditi<br>Commodity Description                             | Berat Bersih / Net Weight (Kg) |                               | Nilai / Value C.I.F (US\$) |                               |
|------------|--|--------------------------------|-------------------------------|----------------------------|-------------------------------|
|            |  | Bulan ini<br>Current Month     | Kumulatif<br>Cum.Jan. to date | Bulan ini<br>Current Month | Kumulatif<br>Cum.Jan. to date |
| 4301100000 | Raw furkins of mink,whole, w/ or w/ohead,tail or paws of mink,wf     | 0                              | 12 125                        | 0                          | 62 683                        |
| 4301600000 | Raw furkins of fox, whole, with orwithout head, tail or paws         | 0                              | 298                           | 0                          | 326 246                       |
| 4301800000 | Raw furkins Oth furskins, whole, with or without head, tail or paws  | 738                            | 2 156                         | 78 875                     | 211 967                       |
| 4301900000 | Raw furkins, head, tails, paws & othpieces/cuttings,suitable for fur | 0                              | 96                            | 0                          | 726                           |
| 4302110000 | Tanned or dressed furskins of mink                                   | 0                              | 80                            | 0                          | 838                           |
| 4302190000 | Tanned or dressed furskins, oth than ofmink                          | 585                            | 45 302                        | 21 066                     | 2 980 965                     |
| 4302200000 | Tanned or dressed furskins,head,tails,paws,oth pieces/cutting not    | 0                              | 40                            | 0                          | 24 480                        |
| 4302300000 | Tanned or dressed furskins, whole skins& pieces or cuttings therec   | 0                              | 14 446                        | 0                          | 48 048                        |
| 4303100000 | Articles of apparel, clothingaccessories oth articles of furskin     | 55                             | 7 765                         | 6 568                      | 627 213                       |
| 4303902000 | Article for industrial uses oth than offurkin                        | 0                              | 1 578                         | 0                          | 49 651                        |
| 4303909000 | Oth article of apparel,clothing accessories of furskin               | 88                             | 1 103                         | 1 849                      | 422 328                       |
| 4304001000 | Artificial fur and articles thereof                                  | 498                            | 12 432                        | 40 101                     | 414 912                       |
| 4304002000 | Article for industrial uses ofartificial fur                         | 400                            | 44 764                        | 16 706                     | 275 743                       |
| 4304009100 | Sport bags of artificial fur and andarticles thereof                 | 0                              | 29 016                        | 0                          | 44 763                        |
| 4304009900 | Oth then artificial fur&articles forindustrial uses&sport bags       | 27                             | 4 690                         | 1 456                      | 38 253                        |
| 4401100000 | Fuel wood,in logs,in billets, in twigsfaggots or in similar forms    | 684 310                        | 10 507 527                    | 219 789                    | 3 553 956                     |
| 4401220000 | Non-coniferous wood in chips or particles                            | 0                              | 50 075                        | 0                          | 31 346                        |
| 4401310000 | Wood pallets sawdust&wood waste and scrap, wheter or not ang         | 3                              | 17 665                        | 31                         | 43 337                        |
| 4401390000 | Oth Sawdust&wood waste&scrap,whether ornot agglomerat in lo          | 38 025                         | 693 095                       | 38 025                     | 548 943                       |
| 4402100000 | Wood charcoal(including shell or nutcharcoal), of bamboo             | 0                              | 45 465                        | 0                          | 32 642                        |
| 4402901000 | Oth than wood charcoal(including shell or nut charcoal), of bambo    | 2 000                          | 34 060                        | 1 893                      | 35 789                        |
| 4402909000 | Oth wood charcoal(including shell or nut charcoal), of coconut she   | 4 800                          | 25 782                        | 3 000                      | 98 397                        |
| 4403101000 | Baulks,sawlogs&vener logs wood in the rough,whether or not atri      | 25 675                         | 251 195                       | 83 165                     | 615 057                       |
| 4403109000 | Oth baulk,sawlog,pit-props,poles,piles treated with paint            | 0                              | 1 245 074                     | 0                          | 755 155                       |
| 4403209000 | Other than wood of coniferous in the rough, not treated              | 209 830                        | 5 743 839                     | 96 320                     | 1 396 791                     |
| 4403419000 | Oth than wood of dark&light red meranti, meranti bakau,in the ro     | 312 635                        | 2 575 210                     | 7 345                      | 96 048                        |
| 4403499000 | Other than wood of other tropical wood in the rough, not treated     | 0                              | 78 653                        | 0                          | 68 041                        |
| 4403911000 | Baulks sawlog & veneer log of oak not treated                        | 93 122                         | 5 022 420                     | 45 221                     | 2 084 488                     |
| 4403919000 | Other than wood of oak in the rough, not treated                     | 8 162                          | 3 438 386                     | 33 862                     | 1 856 095                     |
| 4403921000 | Baulks sawlog & veneer log of oak                                    | 0                              | 47 659                        | 0                          | 22 493                        |
| 4403929000 | Other than wood of beech in the rough, not treated                   | 10 321 250                     | 155 241 938                   | 758 612                    | 11 632 814                    |
| 4403991000 | Baulks sawlog & veneer log of other tree not treated                 | 24 824                         | 106 207                       | 64 986                     | 289 969                       |
| 4403999000 | Other than wood of other tree in therough, not treated               | 0                              | 8 007 601                     | 0                          | 1 123 407                     |
| 4404201000 | Hoopwood, split poles;piles, picket & the like of non coniferous     | 0                              | 20                            | 0                          | 232                           |
| 4404209000 | Oth than Hoopwood, split poles;piles,picket & the like of non conif  | 0                              | 70 854                        | 0                          | 45 692                        |
| 4405001000 | Wood wool,   | 0                              | 134 640                       | 0                          | 49 310                        |
| 4405002000 | Wood wool, wood flour.   | 979 149                        | 8 590 221                     | 302 608                    | 2 745 713                     |
| 4406900000 | Oth Railway or tramway sleepers(cross-ties) of wood impregnated      | 7 056                          | 87 083                        | 22 507                     | 38 026                        |
| 4407100000 | Wood sawn/ chipped length of a thick > 6 mm.of Coniferous,Plane      | 6 583 555                      | 62 654 935                    | 4 325 043                  | 39 763 935                    |
| 4407211000 | Wood sawn/ chipped length of a thick> 6mm.of Mahogany,Planed         | 0                              | 1                             | 0                          | 5                             |
| 4407219000 | Wood sawn/ chipped length of a thick > 6 mm.of Mahogany,not pl       | 36                             | 187 669                       | 42                         | 373 614                       |
| 4407251900 | Wood sawn/ chipped of a thick > 6mm. ofdark&light red meranti,S      | 17 220                         | 196 441                       | 35 356                     | 163 612                       |
| 4407252100 | oth wood sawn/ chipped of a thick > 6 mm.of meranti bakau,plane      | 143 375                        | 4 166 278                     | 115 296                    | 3 015 089                     |
| 4407252900 | Oth than Wood sawn/ chipped of a thick > 6 mm.of meranti bakau       | 0                              | 365                           | 0                          | 3 542                         |
| 4407279000 | Wood sawn/ chipped of a thick > 6 mm.ofSapelli,not planed, not S     | 115 310                        | 2 620 737                     | 70 815                     | 1 928 515                     |
| 4407289000 | Wood sawn/ chipped of a thick > 6 mm.ofIroko,not planed, not Sai     | 0                              | 620 453                       | 0                          | 388 859                       |
| 4407291100 | Wood sawn/ chipped of a thick > 6 mm.ofJelutong,Planed               | 93                             | 51 165                        | 8                          | 116 334                       |
| 4407291900 | Oth than wood sawn/ chipped of a thick > 6 mm of Jelutong,Not pl     | 18 815                         | 18 815                        | 39 730                     | 39 730                        |
| 4407292100 | Wood sawn/ chipped of a thick > 6 mmof Kapur,Sanded or end-joi       | 0                              | 1                             | 0                          | 10                            |
| 4407292900 | Oth than wood sawn/ chipped of a thick > 6 mm.of Kapur,Not plan      | 0                              | 81 325                        | 0                          | 68 667                        |
| 4407293900 | Oth than Wood sawn/ chipped of a thick > 6 mm.of Kempas,Not pl       | 22 656                         | 115 779                       | 28 855                     | 240 907                       |
| 4407294900 | Wood sawn/ chipped of a thick > 6 mm.ofKeruing,Not planed, not       | 0                              | 7 599                         | 0                          | 13 300                        |
| 4407296100 | Wood sawn/ chipped of a thick > 6 mm.ofTeak,Sanded or end-joi        | 0                              | 14 673                        | 0                          | 20 444                        |
| 4407296900 | Wood sawn/ chipped of a thick > 6 mm.ofTeak,Not planed, not Sai      | 27 553                         | 1 269 125                     | 104 593                    | 607 975                       |
| 4407297100 | Wood sawn/ chipped of a thick > 6 mm.ofBalau,Sanded or end-joi       | 0                              | 97                            | 0                          | 527                           |
| 4407297900 | Oth wood sawn/ chipped of a thick >6 mm.of Balau,Not planed, nc      | 0                              | 162 410                       | 0                          | 126 771                       |
| 4407299100 | Wood sawn/ chipped of a thick > 6 mm.ofJongkong & Merbau,San         | 0                              | 117 432                       | 0                          | 64 059                        |
| 4407299300 | Oth sanded or end jointed&of a thick> 6 mm jongkok & merbau          | 0                              | 450 107                       | 0                          | 213 202                       |
| 4407299990 | Oth than tropical wood, oth sanded or end jointed&planed,thickne     | 882                            | 371 679                       | 1 850                      | 398 030                       |
| 4407911000 | Wood sawn/ chipped of a thick > 6 mm.ofOak,Sanded or end-joint       | 203 471                        | 3 785 092                     | 233 070                    | 3 389 954                     |
| 4407919000 | Oth wood sawn/ chipped of a thick> 6 mm of Oak,Not planed, not       | 1 695 812                      | 20 252 348                    | 1 364 931                  | 15 122 746                    |
| 4407921000 | Wood sawn/ chipped of a thick > 6 mm.ofbeech,Planed                  | 50 750                         | 1 816 096                     | 23 508                     | 847 520                       |
| 4407929000 | Wood sawn/ chipped of a thick > 6 mm.ofbeech,Not planed, not S       | 115 600                        | 1 873 697                     | 106 029                    | 1 264 283                     |
| 4407931000 | Wood sawn/ chipped of a thick > 6 mm.ofMaple,Sanded or end-joi       | 6 060                          | 559 181                       | 7 415                      | 526 158                       |
| 4407939000 | Oth than wood sawn/ chipped of a thick > 6 mm.of Maple,Not plan      | 146 345                        | 2 137 068                     | 305 870                    | 3 547 587                     |
| 4407949000 | Oth wood sawn/ chipped of a thick > 6 mm of Cherry,Not planed, r     | 0                              | 5 408                         | 0                          | 11 365                        |
| 4407951000 | Wood sawn/ chipped of a thick > 6 mm.ofAsh,Planed or end-jointe      | 0                              | 186 630                       | 0                          | 191 129                       |
| 4407959000 | Oth wood sawn/ chipped of a thick> 6 mm of Ash,Not planed, not       | 3 258                          | 655 341                       | 31 807                     | 1 378 547                     |
| 4407991000 | Oth than wood sawn/ chipped of a thick> 6 mm.of Other tree,Plan      | 225 914                        | 2 282 511                     | 169 612                    | 1 467 188                     |
| 4407999000 | Wood sawn/ chipped of a thick > 6 mm.ofOther tree,Not planed, n      | 1 215 642                      | 17 221 815                    | 1 062 188                  | 14 475 648                    |
| 4408101000 | Cedar wood slats prepared for pencilmanufact:radiata pinewood c      | 343 517                        | 4 103 838                     | 209 968                    | 2 164 799                     |

**I.3. IMPOR MENURUT KOMODITI / IMPORT BY HS COMMODITY**  
**\*\*\* NOVEMBER/NOVEMBER 2013 \*\*\***

| HS         | Uraian Komoditi<br>Commodity Description                               | Berat Bersih / Net Weight (Kg) |                               | Nilai / Value C.I.F (US\$) |                               |
|------------|--|--------------------------------|-------------------------------|----------------------------|-------------------------------|
|            |  | Bulan ini<br>Current Month     | Kumulatif<br>Cum.Jan. to date | Bulan ini<br>Current Month | Kumulatif<br>Cum.Jan. to date |
| 4408103000 | Face veneer sheets, coniferous   | 23 734                         | 422 972                       | 99 460                     | 1 633 589                     |
| 4408109000 | Oth Coniferous,oth cedar wood slats,face veneer sheets                 | 88 995                         | 5 160 831                     | 380 811                    | 7 164 369                     |
| 4408310000 | Dark red meranti, light red meranti andmeranti bakau of the tropic     | 0                              | 21 989                        | 0                          | 56 581                        |
| 4408399000 | Oth jelutong wood and oth wood preparedfor pencil manufact             | 188 914                        | 1 744 665                     | 286 533                    | 4 276 973                     |
| 4408900000 | Oth than sheets for veneering and of the tropical wood of thicken      | 649 629                        | 12 253 190                    | 1 383 352                  | 18 518 540                    |
| 4409100000 | Coniferous wood cotinuously shapedalong any of its edgee,ends/f;       | 122 837                        | 2 069 425                     | 39 421                     | 944 561                       |
| 4409210000 | Non coniferos of bamboo  | 0                              | 78 251                        | 0                          | 71 197                        |
| 4409290000 | Oth non coniferous oth teak stripsfriezes for parquet flooring         | 193 053                        | 1 264 842                     | 167 485                    | 1 468 485                     |
| 4410110000 | Particle board & similar board of woodor other ligneous materials      | 30 036 998                     | 303 092 712                   | 7 182 333                  | 74 274 778                    |
| 4410120000 | Oriented strand board of wood  | 0                              | 84 089                        | 0                          | 42 011                        |
| 4410190000 | Oth particle board,oriented strand board (osb) of wood                 | 1 104 968                      | 13 726 797                    | 437 843                    | 4 566 419                     |
| 4410900000 | Oth than Particle board & similar boardof other ligneous materias      | 198 338                        | 2 353 363                     | 56 754                     | 762 130                       |
| 4411120000 | Medium density fibreboard (mdf) of a thickness < 5mm                   | 3 658 014                      | 88 580 858                    | 1 593 105                  | 20 147 392                    |
| 4411130000 | Medium density fibreboard (mdf) of athickness > 5mm and < 9 mn         | 1 197 005                      | 88 726 820                    | 771 740                    | 9 518 695                     |
| 4411140000 | Medium density fibreboard (mdf) of athickness > 9 mm                   | 3 316 433                      | 38 543 543                    | 1 606 149                  | 18 500 553                    |
| 4411920000 | Oth fibreboard of a density >0.8g/cm3                                  | 468 019                        | 3 713 478                     | 317 021                    | 3 120 422                     |
| 4411930000 | Oth fibreboard of 0,5g/cm<density <0,8g/cm3                            | 515 060                        | 7 370 598                     | 210 289                    | 2 989 876                     |
| 4411940000 | Oth fibreboard of a density <0.5g/cm3                                  | 49 039                         | 2 231 183                     | 30 875                     | 967 788                       |
| 4412100000 | Plywood,veneered panel&similar laminated wood of bamboo                | 34 537                         | 134 539                       | 48 478                     | 168 678                       |
| 4412310000 | Oth plywood,consisting solaly <6mmthinkness w/ at least one out        | 518 233                        | 6 410 678                     | 441 123                    | 6 055 820                     |
| 4412320000 | Oth plywood,each thick.<6mm with atleast one outer ply of non cc       | 694 276                        | 6 226 402                     | 452 217                    | 4 578 153                     |
| 4412390000 | Oth plywood consisting solely of sheetsof wood of each thick < 6 n     | 4 498 221                      | 61 951 106                    | 2 350 248                  | 33 888 350                    |
| 4412940000 | Oth plywood,veneered panels&similar wood of blockboard,lamint          | 79 798                         | 558 342                       | 150 233                    | 985 442                       |
| 4412990010 | Veneered panels&similar w/at least oneother wood                       | 2 529                          | 65 587                        | 1 526                      | 58 038                        |
| 4412990090 | Veneered panels&similar w/at least oneother wood                       | 449 716                        | 6 560 573                     | 327 547                    | 5 847 385                     |
| 4413000000 | Densified wood, in blocks,plates,stripsof profile shapes.              | 29 843                         | 519 826                       | 135 360                    | 1 609 593                     |
| 4414000000 | Wooden frames for paintings, photographs mirrors or similar obje       | 17 000                         | 97 269                        | 68 620                     | 343 720                       |
| 4415100000 | Cases, boxes, crates, drums & similar packings; cable-drums            | 1 292                          | 149 444                       | 36 546                     | 345 344                       |
| 4415200000 | Pallets,box pallets& other load boards;pallet collars                  | 202 956                        | 2 725 323                     | 139 356                    | 2 122 405                     |
| 4416009000 | Casks,barrels,vats,tubs&other coopersproducts & parts thereof, of      | 0                              | 32 580                        | 0                          | 224 802                       |
| 4417001000 | Tools,tool bodies,tool handles,broom orbrush bodies & handles, o       | 0                              | 36 569                        | 0                          | 219 861                       |
| 4417009000 | Oth Tools,tool bodies,tool handles,broom or brush bodies & handl       | 174 904                        | 1 546 046                     | 330 822                    | 3 786 961                     |
| 4418100000 | Windows,french-windows&their framesof wood                             | 0                              | 615                           | 0                          | 13 641                        |
| 4418200000 | Doors & their frames & thresholds ofwood                               | 232 604                        | 774 849                       | 273 289                    | 1 021 227                     |
| 4418400000 | Shuttering for concrete construal workof wood                          | 53 800                         | 149 604                       | 28 080                     | 168 155                       |
| 4418500000 | Shingles & shakes of wood  | 0                              | 3 803                         | 0                          | 57 894                        |
| 4418600000 | Posts and beams  | 976                            | 64 700                        | 3 705                      | 12 288                        |
| 4418720000 | Oth multilayer bullders joinery and carpantry of wood                  | 6 630                          | 312 074                       | 14 032                     | 973 204                       |
| 4418790000 | Oth assembled flooring panels of wood                                  | 20 000                         | 280 800                       | 39 784                     | 422 207                       |
| 4418901000 | Oth Cellular wood panels   | 1                              | 9                             | 2                          | 82                            |
| 4418909000 | Other builders joinery & carpentry of wood                             | 256 126                        | 3 391 248                     | 229 539                    | 3 249 740                     |
| 4419000000 | Tableware and kitchenware, of wood.                                    | 71 380                         | 646 936                       | 58 531                     | 874 928                       |
| 4420100000 | Statuettes & oth ornaments, of wood                                    | 8 732                          | 63 236                        | 45 379                     | 287 201                       |
| 4420901000 | Oth wooden articles of furniture notfalling in chapter 94              | 0                              | 766                           | 0                          | 2 261                         |
| 4420909000 | Oth wood marquetry and inlaid,casket and similar articles of wood      | 18 440                         | 440 062                       | 104 796                    | 1 808 649                     |
| 4421100000 | Clothes hangers of wood  | 31 350                         | 246 936                       | 146 463                    | 1 150 006                     |
| 4421901000 | Spools, cops & bobbins, sewing threadreels and the like of wood        | 372                            | 66 450                        | 3 045                      | 109 062                       |
| 4421902000 | Match splints  | 0                              | 415                           | 0                          | 3 910                         |
| 4421903000 | Wooden pegs or pins for footwear                                       | 576                            | 48 564                        | 2 316                      | 110 206                       |
| 4421904000 | Candy-sticks, ice-cream sticks & Ice cream spoons                      | 155 747                        | 1 835 075                     | 263 653                    | 3 476 592                     |
| 4421907000 | Fans & handscreens, frames & handles of wood                           | 0                              | 4 027                         | 0                          | 26 151                        |
| 4421908000 | Toothpicks of wood   | 52 532                         | 899 643                       | 26 464                     | 528 862                       |
| 4421909300 | Prayer beads   | 0                              | 631                           | 0                          | 6 967                         |
| 4421909400 | Oth beads  | 31                             | 9 223                         | 706                        | 250 161                       |
| 4421909900 | Other wooden articles  | 152 816                        | 2 562 601                     | 196 677                    | 3 685 176                     |
| 4501100000 | Natural cork, raw / simply prepared;wasta cork,crushed,granulate       | 0                              | 4 420                         | 0                          | 41 762                        |
| 4501900000 | Oth Natural cork,raw/ simply prepared; wasta cork,crushed,granul       | 0                              | 26 162                        | 0                          | 82 095                        |
| 4502000000 | Natural cork,debarked or roughly squared or in rectangular (includ     | 88                             | 51 243                        | 2 145                      | 64 767                        |
| 4503100000 | Corks and stoppers   | 2 220                          | 48 900                        | 18 593                     | 660 148                       |
| 4503900000 | Other articles of natural cork.  | 16 094                         | 127 350                       | 208 058                    | 829 181                       |
| 4504100000 | Blocks, plates, sheets & strip; tiles of any shape;solid cylinders,inc | 7 467                          | 96 894                        | 112 284                    | 1 038 249                     |
| 4504900000 | Other agglomerated cork and articles ofagglomerated cork               | 40 758                         | 345 934                       | 160 217                    | 1 355 339                     |
| 4601210000 | Mats, matting and screens of vegetablematerials of bamboo              | 0                              | 45 658                        | 0                          | 90 713                        |
| 4601220000 | Mats, matting and screens of vegetablematerials of rattan              | 0                              | 2 980                         | 0                          | 28 871                        |
| 4601290000 | Oth mats,matting & screens of vegetablevegetable of material           | 25 909                         | 70 216                        | 58 091                     | 214 557                       |
| 4601921000 | Plaits and similar products of plaitingmaterial of bamboo              | 0                              | 10 399                        | 0                          | 11 683                        |
| 4601929000 | Other of bamboo  | 0                              | 49 835                        | 0                          | 42 872                        |
| 4601939000 | Other of rattan  | 0                              | 230                           | 0                          | 12 315                        |
| 4601941000 | Plaits and similar products of plaitingmaterials,whether of vegetat    | 0                              | 4 501                         | 0                          | 21 427                        |
| 4601949000 | Other of other vegetable material                                      | 0                              | 340                           | 0                          | 2 230                         |
| 4601991000 | Mats and matting of other vegetablematerials                           | 0                              | 58                            | 0                          | 1 410                         |



**I.3. IMPOR MENURUT KOMODITI / IMPORT BY HS COMMODITY**  
**\*\*\* NOVEMBER/NOVEMBER 2013 \*\*\***

| HS         | Uraian Komoditi<br>Commodity Description                               | Berat Bersih / Net Weight (Kg) |                               | Nilai / Value C.I.F (US\$) |                               |
|------------|--|--------------------------------|-------------------------------|----------------------------|-------------------------------|
|            |  | Bulan ini<br>Current Month     | Kumulatif<br>Cum.Jan. to date | Bulan ini<br>Current Month | Kumulatif<br>Cum.Jan. to date |
| 4601999000 | Oth Plaits & similar products of plaiting of other materials,whether   | 778                            | 27 760                        | 8 553                      | 40 110                        |
| 4602110000 | Basketwork, wickerwork & other articles, of vegetable material of      | 33 449                         | 297 015                       | 32 072                     | 215 321                       |
| 4602120000 | Basketwork, wickerwork & other articles, of vegetable material of      | 0                              | 5 111                         | 0                          | 28 570                        |
| 4602190000 | Oth than basketwork, wickerwork & otherarticles, vegetable mate        | 1 884                          | 3 472                         | 14 294                     | 21 813                        |
| 4602900000 | Oth basketwork, wickerwork & otherarticles, of other materials         | 0                              | 7 151                         | 0                          | 21 782                        |
| 4701000000 | Mechanical wood pulp.  | 12 718 714                     | 204 107 387                   | 7 669 757                  | 120 658 132                   |
| 4702000000 | Chemical wood pulp, dissolving grades.                                 | 34 371 734                     | 485 082 123                   | 33 271 019                 | 459 587 257                   |
| 4703110000 | Chemical wood pulp, soda, oth than dissolving grades,unbleached,       | 4 455 810                      | 59 870 972                    | 2 932 267                  | 37 794 634                    |
| 4703190000 | Chemical wood pulp, soda, oth than dissolving grades,unbleached,       | 0                              | 146 448                       | 0                          | 106 542                       |
| 4703210000 | Chemical wood pulp, soda, oth than dissolving grades,bleached,co       | 51 453 505                     | 620 566 452                   | 37 512 443                 | 443 569 696                   |
| 4703290000 | Chemical wood pulp, soda, oth than dissolving grades,bleached,no       | 5 734 324                      | 67 163 107                    | 3 705 716                  | 47 011 488                    |
| 4704110000 | Chemical wood pulp,sulphite,oth than dis solving grades,unbleach       | 13                             | 783 307                       | 100                        | 415 544                       |
| 4704190000 | Chemical wood pulp,sulphite,oth than dis solving grades,unbleach       | 0                              | 7 000                         | 0                          | 37 800                        |
| 4704210000 | Chemical wood pulp,sulphite,oth than dis solving grades,bleached,      | 3 222 190                      | 22 337 297                    | 2 260 392                  | 16 252 670                    |
| 4704290000 | Chemical wood pulp,sulphite,oth than dis solving grades,bleached,      | 0                              | 3 190 734                     | 0                          | 2 223 446                     |
| 4705000000 | Wood pulp obtained by a combination ofmechanical & chemical pi         | 4 682 828                      | 56 515 181                    | 2 617 399                  | 30 880 555                    |
| 4706100000 | Cotton linters pulp  | 111 218                        | 2 719 295                     | 463 803                    | 8 319 068                     |
| 4706200000 | Pulps of fibres derived from recovered (waste & scrap) paper or pa     | 1 422                          | 63 501                        | 11 066                     | 153 552                       |
| 4706300000 | Pulps of fibres derived from recoveredof oth than bamboo               | 1                              | 99 689                        | 4                          | 80 062                        |
| 4706910000 | Mechanical pulps of fibres derived fromrecovered paper or paperk       | 435 374                        | 6 776 270                     | 289 623                    | 4 728 365                     |
| 4706920000 | Chemical pulps of fibres derived fromrecovered paper or paperboa       | 160 970                        | 1 759 128                     | 562 783                    | 4 717 201                     |
| 4706930000 | obtained by a combination of mechanical&chemical proceses reco         | 180                            | 152 946                       | 3 621                      | 69 424                        |
| 4707100010 | Recovered Unbleached kraft paper & paperboard for paper makin          | 57 707 914                     | 1 459 174 032                 | 12 058 897                 | 309 166 885                   |
| 4707100090 | Recovered Unbleached kraft paper & paperboard for paper other j        | 5 882                          | 182 680                       | 10 148                     | 331 729                       |
| 4707200010 | for paper making purpose Recoveredbleached chemical pulp,              | 2 781 327                      | 64 518 911                    | 832 675                    | 18 946 908                    |
| 4707200090 | Recovered bleached chemical pulp, forother purpose                     | 78                             | 1 566                         | 1 361                      | 13 984                        |
| 4707300010 | Recovered mechanical pulp paper orpaperboard for paper making          | 33 802 432                     | 507 830 367                   | 6 970 583                  | 109 229 102                   |
| 4707300090 | Recovered mechanical pulp paper orpaperboard for other purpose         | 1 391                          | 45 499                        | 12 921                     | 123 775                       |
| 4707900010 | Recovered unsorted waste &scrap paper & paperboard for paper           | 6 963 746                      | 73 150 566                    | 1 027 331                  | 12 277 491                    |
| 4707900090 | Recovered unsorted waste and scrappaper & paperboard for other         | 0                              | 11                            | 0                          | 676                           |
| 4801001000 | Newsprint, in rolls or sheets. weighingnot more than 55 g/m2           | 75                             | 562 057                       | 131                        | 247 149                       |
| 4801009000 | Newsprint, in rolls or sheets. weighingmore than 55 g/m2               | 212 786                        | 6 257 127                     | 196 281                    | 3 788 221                     |
| 4802100000 | Hand-made paper and paperboard   | 70 178                         | 190 652                       | 148 427                    | 691 065                       |
| 4802201000 | Paper and paperboard of a kind used as for photo sensitive,heat-s      | 0                              | 212 102                       | 0                          | 124 418                       |
| 4802209000 | Oth Paper and paperboard of a kind usedas for photo sensitive,hea      | 42 530                         | 1 602 804                     | 160 708                    | 6 782 446                     |
| 4802401000 | Wallpaper base in rolls of not more than 15 cm in width rectanguk      | 0                              | 2 283                         | 0                          | 22 277                        |
| 4802409000 | Oth paper and peperboard, not containing fibres obtained by a me       | 1 050                          | 40 730                        | 4 940                      | 210 373                       |
| 4802541100 | Paper,no fibres used in manufac gypsboard computercards,weight         | 668                            | 1 138                         | 805                        | 1 962                         |
| 4802541900 | Other paper and paperboard, not containing fibres Weighing < 40        | 90 782                         | 593 700                       | 104 399                    | 688 643                       |
| 4802542900 | Alumunium base paper, not containingfibres Weighing < 40 g/m2          | 0                              | 145 185                       | 0                          | 163 589                       |
| 4802543000 | Alumunium base paper, not containingfibres Weighing < 40 g/m2          | 0                              | 89 423                        | 0                          | 241 304                       |
| 4802549000 | Alumunium base paper, not containingfibres Weighing < 40 g/m2          | 262 616                        | 2 498 843                     | 423 135                    | 3 924 271                     |
| 4802552000 | Fancy paper and paperboard,purpose40< weight <150 g/m,roll             | 157 578                        | 1 455 043                     | 161 603                    | 1 529 324                     |
| 4802553900 | Oth paper,no fibres, for other purpose 40< weight <150 g/m,roll        | 0                              | 91 867                        | 0                          | 108 504                       |
| 4802554000 | Base paper of a kind used manufacture fibres, for oth purpose 40<w     | 0                              | 449                           | 0                          | 9 588                         |
| 4802555000 | Paper,no fibres, for other purpose 40< weight <150 g/m,roll            | 700                            | 10 110                        | 7 120                      | 92 217                        |
| 4802559000 | Oth paper,no fibres, for other purpose 40< weight <150 g/m,roll        | 256 775                        | 9 012 623                     | 601 022                    | 11 189 822                    |
| 4802562000 | Fancy paper and paperboard, in rectangular =<36cm oth side =15c        | 65                             | 47 648                        | 1 365                      | 122 461                       |
| 4802563100 | with no side exceeding 36 cmin theunfolded state 40< weight <15        | 0                              | 308                           | 0                          | 3 929                         |
| 4802563900 | Paper,no fibres, for other purpose40< weight <150 g/m,sheet            | 567                            | 2 763                         | 11 891                     | 29 976                        |
| 4802569000 | Other than Paper,no fibres, for otherpurpose 40< weight <150 g/n       | 53 740                         | 2 753 972                     | 79 439                     | 3 078 441                     |
| 4802571900 | Other paper & paperboard, weight>40g/m2and =< 150g/m2                  | 36 653                         | 371 935                       | 84 989                     | 680 003                       |
| 4802579000 | Other paper & paperboard, weight>40g/m2and =< 150g/m2                  | 203 313                        | 4 048 081                     | 275 729                    | 5 373 244                     |
| 4802582100 | Fancy paper&paperboard,in roll width <=15cm/in rectang sheet<3         | 0                              | 9 477                         | 0                          | 40 068                        |
| 4802582900 | Oth fancy paper & paperboard,oth in roll width<=15cm/in rectang        | 93 279                         | 901 708                       | 109 066                    | 972 759                       |
| 4802589000 | Oth paper,no fibres, for other purpose weight >150 g/m                 | 205 082                        | 2 622 979                     | 444 395                    | 4 169 508                     |
| 4802613000 | Paper, fibres>10%, aluminium paper paper,in rolls                      | 0                              | 5 051                         | 0                          | 13 928                        |
| 4802619000 | Oth Paper,fibres>10%, oth aluminium paper, banknotes,printing,w        | 356 452                        | 8 897 496                     | 290 896                    | 7 465 237                     |
| 4802621000 | Paper, fibres, aluminium paper base in sheets with 435< one side       | 0                              | 5 726                         | 0                          | 5 112                         |
| 4802622000 | Paper,fibres,banknotes,manuf of gypsboard,in sheets 435<one:           | 37 484                         | 329 363                       | 161 445                    | 1 553 697                     |
| 4802629000 | Oth paper,fibres, for other purpose, insheets with 435< one side <     | 41                             | 138 083                       | 9 598                      | 682 195                       |
| 4802690000 | Oth paper,fibres, for other not purpose, of fibres>10%, paper in ro    | 555 876                        | 3 566 804                     | 600 464                    | 5 108 070                     |
| 4803003000 | Of Cellulose wadding or of web cellulose fibres toilet or farcial tiss | 76 713                         | 711 297                       | 235 944                    | 2 226 603                     |
| 4803009000 | Oth of cellulosa wading&tissue paper/toilet/facial tissue stock&sin    | 168 204                        | 2 832 967                     | 642 452                    | 7 196 465                     |
| 4804110000 | Kraftliner paper&paperboard,in rolls orsheets,unbleached               | 478 611                        | 14 881 464                    | 309 807                    | 8 766 998                     |
| 4804190000 | Oth kraftliner paper&paperboard  | 690 871                        | 19 568 882                    | 539 958                    | 12 887 561                    |
| 4804211000 | Sack kraft paper for making cement bag in rolls or sheets,unbleach     | 7 404 946                      | 87 149 150                    | 7 918 278                  | 91 181 370                    |
| 4804219000 | Oth sack kraft paper for making cement bag in rolls or sheets,unbl     | 486 373                        | 3 880 328                     | 494 319                    | 4 019 408                     |
| 4804290000 | Oth composite papers, in rolls or sheets                               | 167 762                        | 3 115 536                     | 111 284                    | 2 377 310                     |
| 4804311000 | oth kraft paper and paperboard, weighing 150 g/m,unbleached            | 447 783                        | 3 637 904                     | 550 099                    | 5 919 748                     |
| 4804313000 | Wet strenght 40g to 60g, for plywoodadhesive tape,weigh 150g/m         | 244 814                        | 3 880 919                     | 256 485                    | 4 162 621                     |

**I.3. IMPOR MENURUT KOMODITI / IMPORT BY HS COMMODITY**  
**\*\*\* NOVEMBER/NOVEMBER 2013 \*\*\***

| HS         | Uraian Komoditi<br>Commodity Description                             | Berat Bersih / Net Weight (Kg) |                               | Nilai / Value C.I.F (US\$) |                               |
|------------|--|--------------------------------|-------------------------------|----------------------------|-------------------------------|
|            |  | Bulan ini<br>Current Month     | Kumulatif<br>Cum.Jan. to date | Bulan ini<br>Current Month | Kumulatif<br>Cum.Jan. to date |
| 4804314000 | Other kraft paper&wet strenght weighing150 g/m,unbleached            | 874                            | 5 855                         | 5 106                      | 34 828                        |
| 4804315000 | Other kraft paper&wet strenght weighing150 g/m,unbleached            | 148                            | 148                           | 600                        | 600                           |
| 4804319000 | Other than kraft paper & wet strenghtweighing 150 g/m,unbleach       | 697 013                        | 7 501 613                     | 794 945                    | 7 791 612                     |
| 4804391000 | Of a wet adheshive tape,40-60g,used in mnfact. weight <= 150g/m      | 24 843                         | 274 397                       | 26 148                     | 295 766                       |
| 4804392000 | Adheshive tape,40-60g,not used in mnfact weigh <= 150g/m2,ble        | 6                              | 32                            | 15                         | 295                           |
| 4804399000 | Oth adheshive tape,40-60g,not used inmnfact weigh <= 150g/m2,l       | 160 262                        | 3 198 412                     | 176 405                    | 3 044 456                     |
| 4804411000 | Elect grade insulating kraft paper, 150<weighing< 225 g/m,unblea     | 113 700                        | 1 686 108                     | 114 891                    | 2 030 021                     |
| 4804419000 | Oth elect grade insulating kraft paper,150<weighing <225 g/m,unt     | 1 501 237                      | 8 839 397                     | 972 700                    | 6 841 917                     |
| 4804420000 | Bleached uniformly throughout the mass>95% wood fibres,150<          | 0                              | 100 602                       | 0                          | 126 614                       |
| 4804499000 | Other kraftpaper& paperboard 150< weighing< 225 g/m                  | 61 716                         | 444 887                       | 154 215                    | 1 338 166                     |
| 4804511000 | Elect grade insulating kraft paper,press board weighing >600g/m,u    | 14 000                         | 273 508                       | 8 890                      | 179 702                       |
| 4804512000 | Oth wet strenght 40g to 60g,for plywoodadhesive tape,weigh>225       | 0                              | 9                             | 0                          | 82                            |
| 4804519000 | Oth than wet strenght 40g to 60g,/ply wood adhesive tape,weigh>      | 345 430                        | 4 909 435                     | 240 191                    | 3 228 424                     |
| 4804520000 | Bleached of kind used in the manufact of gypsum boards               | 143 020                        | 1 880 725                     | 217 081                    | 2 359 870                     |
| 4804590000 | Other kraftpaper& paperboard weighing 225 g/m or more                | 52 780                         | 760 517                       | 115 297                    | 1 396 879                     |
| 4805110000 | Oth uncoated paper&paperboard,in rollsfluting paper,                 | 4 386 156                      | 34 315 115                    | 1 791 935                  | 14 015 049                    |
| 4805129000 | Uncoated paper&paperboard,oth semichemical, straw flutingpai         | 78 625                         | 792 647                       | 149 993                    | 1 491 912                     |
| 4805191000 | Uncoated paper&paperboard,oth flutingpaper                           | 0                              | 3 197 418                     | 0                          | 1 280 580                     |
| 4805199000 | Oth uncoated paper and paperboard, inrolls or sheets                 | 271 152                        | 1 459 072                     | 214 893                    | 1 722 540                     |
| 4805240000 | Uncoated paper&paperboard,testlinerweighing 150 g/m2 or less         | 394 778                        | 4 533 038                     | 179 753                    | 2 126 752                     |
| 4805251000 | Uncoated paper&paperboard,testlinerweighing >= 150 g/m2              | 481 056                        | 3 655 372                     | 224 157                    | 1 927 988                     |
| 4805259000 | Uncoated paper&paperboard,testliner othof weighing >= 150 g/m        | 1 422 373                      | 19 048 264                    | 759 135                    | 10 592 751                    |
| 4805301000 | Paper,sulphite wrapping paper , coloredmatch wrapping paper          | 0                              | 127 861                       | 0                          | 47 134                        |
| 4805309000 | Paper,sulphite wrapping paper , othcolored match wrapping paper      | 846 669                        | 2 990 704                     | 399 804                    | 1 896 040                     |
| 4805400000 | Filter paper and paperboard  | 434 501                        | 5 994 339                     | 1 642 990                  | 23 420 663                    |
| 4805500000 | Felt paper and paperboard  | 44 443                         | 365 156                       | 113 418                    | 1 215 853                     |
| 4805911000 | Paper used as packing of flat glassproduct , resin<0,6%,wg<150g/m    | 5 798                          | 75 885                        | 22 936                     | 220 896                       |
| 4805912000 | Uncoated paper&paperboard,oth blotting,&joss paper,weighing15        | 9 357                          | 74 945                        | 13 464                     | 83 322                        |
| 4805919000 | Uncoated paper&paperboard,oth blotting,&joss paper,weighing15        | 49 351                         | 1 084 672                     | 134 834                    | 1 811 232                     |
| 4805921000 | Multi-ply paper and paperboard of 150<weighing<225g/m                | 0                              | 768                           | 0                          | 2 926                         |
| 4805929000 | Uncoated paper&paperboard of oth150<weighing<225g/m                  | 2 921 790                      | 32 085 255                    | 1 737 883                  | 19 520 076                    |
| 4805931000 | Multi-ply paper and paperboard of weighing > 225g/m2                 | 219 948                        | 2 122 953                     | 140 030                    | 1 422 727                     |
| 4805932000 | Blotting paper of other weighing > 225g/m2                           | 34 569                         | 232 149                       | 32 973                     | 310 216                       |
| 4805939000 | Oth Multi-ply paper&Blotting paper of other weighing > 225g/m2       | 113 495                        | 2 265 205                     | 172 786                    | 2 594 564                     |
| 4806100000 | Vegetable parchment  | 90 462                         | 790 288                       | 229 830                    | 1 993 412                     |
| 4806200000 | Greaseproof papers   | 32 748                         | 868 219                       | 78 257                     | 1 560 777                     |
| 4806300000 | Tracing papers   | 23 508                         | 239 892                       | 40 257                     | 438 208                       |
| 4806400000 | Glassine and other glazed transparent or translucent papers          | 828 897                        | 7 201 504                     | 1 080 238                  | 9 751 911                     |
| 4807000000 | Composite paper and paperboard notsurface-coated or impregnat        | 874 122                        | 8 035 549                     | 808 122                    | 6 357 666                     |
| 4808100000 | Corrugated paper&paperboard,whetheror not perforated,in rolls c      | 298 944                        | 3 616 179                     | 345 056                    | 3 307 253                     |
| 4808400010 | Sack kraftpaper,creped,crinkled,whether, not embossed /perforat      | 114 006                        | 1 822 030                     | 130 065                    | 2 138 988                     |
| 4808400090 | Oth kraftpaper,creped or crinkle,whether or not embossed or perf     | 66 170                         | 808 858                       | 103 792                    | 1 760 897                     |
| 4808902000 | Paper&paperboard,oth embossed fancypaper used printing,cover,        | 0                              | 7 258                         | 0                          | 14 414                        |
| 4808903000 | Paper&paperboard,embossed paperfancypaper used printing,cove         | 0                              | 41 049                        | 0                          | 91 879                        |
| 4808909000 | Oth than Paper&paperboard,oth embossedfancypaper used printi         | 231 174                        | 1 819 827                     | 671 443                    | 5 366 168                     |
| 4809200000 | Self-copy paper  | 177 967                        | 4 091 305                     | 173 198                    | 6 153 239                     |
| 4809901000 | Oth self-copy paper  | 61 659                         | 344 843                       | 150 898                    | 1 037 739                     |
| 4809909000 | Oth self-copy paper  | 276 873                        | 2 631 026                     | 511 348                    | 3 986 192                     |
| 4810131100 | Paper&paperboard for photo,heat,elect.in rolls papers of width <1    | 16                             | 90 737                        | 1 535                      | 43 665                        |
| 4810131900 | Paper&paperboard for photo,heat,elect.in rolls papers of oth widt    | 802 461                        | 3 429 772                     | 415 207                    | 2 395 467                     |
| 4810139110 | Paper&paperboard for photo,heat,elect.in rolls papers of oth widt    | 111 005                        | 6 539 987                     | 637 119                    | 35 167 311                    |
| 4810139190 | Paper&paperboard for photo,heat,elect.in rolls papers of width <1    | 663 329                        | 10 623 152                    | 648 208                    | 11 237 303                    |
| 4810139990 | Paper & paperboard for writing or printing in rolls of a width >15 c | 1 759 448                      | 27 407 402                    | 1 869 796                  | 27 705 461                    |
| 4810141100 | Paper&paperboard for photo,heat,elect. sensitive 297<one side<4      | 27                             | 7 610                         | 1 865                      | 39 543                        |
| 4810141900 | Paper&paperboard for photo,heat,elect. of width < 15cm               | 413                            | 163 791                       | 3 070                      | 168 506                       |
| 4810149190 | Paper&paperboard for photo,heat,elect. sensitive 297<one side<4      | 0                              | 30 676                        | 0                          | 705 130                       |
| 4810149990 | Paper & paperboard for writing or printing in sheets & unfolded of   | 0                              | 21 131                        | 0                          | 13 530                        |
| 4810191100 | Other Paper & paperboard for writing orprinting in sheets            | 0                              | 518 713                       | 0                          | 418 151                       |
| 4810191910 | Other Banknotes paper  | 0                              | 166                           | 0                          | 2 501                         |
| 4810191990 | Other Paper & paperboard for writing orprinting in sheets            | 613 820                        | 8 401 693                     | 482 780                    | 5 933 677                     |
| 4810199190 | Other Paper & paperboard for writing orprinting in sheets            | 204 502                        | 1 366 920                     | 160 836                    | 1 146 912                     |
| 4810199990 | Other Paper & paperboard for writing orprinting in sheets            | 1 146 456                      | 15 351 619                    | 937 371                    | 14 548 342                    |
| 4810221100 | Light weight coated paper,Electcardiogr,p,Ultrasonograph,spirome     | 0                              | 61 307                        | 0                          | 43 853                        |
| 4810221900 | Light weight coated paper; Oth Elect,cardiograph,Ultrasonograph,ı    | 0                              | 239 161                       | 0                          | 226 348                       |
| 4810229100 | Oth light weight coated paper,in roll of a width 15cm<one side<36    | 0                              | 53                            | 0                          | 975                           |
| 4810229900 | Oth light weight coated paper  | 89 484                         | 6 222 904                     | 215 895                    | 6 785 671                     |
| 4810291100 | Oth paper of a kind used for printng,elect,cadiograp,ultrasonograp   | 0                              | 1                             | 0                          | 1                             |
| 4810291900 | Oth paper of a kind used for printng,oth electcadiograp,ultrasonog   | 81 469                         | 176 356                       | 66 532                     | 239 803                       |
| 4810299900 | Oth paper of a kind used for printng                                 | 831 466                        | 8 863 804                     | 845 261                    | 8 019 474                     |
| 4810313100 | Base paper of a kind used to manufacture aluminium coated paper      | 389                            | 1 262                         | 551                        | 3 189                         |
| 4810313900 | Other Base paper of a kind used to manuf aluminium coated paper      | 0                              | 958                           | 0                          | 4 750                         |

**I.3. IMPOR MENURUT KOMODITI / IMPORT BY HS COMMODITY**  
**\*\*\* NOVEMBER/NOVEMBER 2013 \*\*\***

| HS         | Uraian Komoditi<br>Commodity Description                               | Berat Bersih / Net Weight (Kg) |                               | Nilai / Value C.I.F (US\$) |                               |
|------------|--|--------------------------------|-------------------------------|----------------------------|-------------------------------|
|            |  | Bulan ini<br>Current Month     | Kumulatif<br>Cum.Jan. to date | Bulan ini<br>Current Month | Kumulatif<br>Cum.Jan. to date |
| 4810319100 | Kraft paper,paperboard, not for writing,printing, other grafic purp,   | 0                              | 262                           | 0                          | 1 700                         |
| 4810319900 | Oth kraft paper,paperboard,not for wrtng printing, other grafic pu     | 28 191                         | 52 791                        | 32 124                     | 101 174                       |
| 4810323000 | Kraft paper,paperboard, not for writing,width<=15cm,side<=36cm         | 0                              | 24 418                        | 0                          | 32 074                        |
| 4810329000 | Kraft paper,paperboard, not for writing,other weight>150g/m2           | 1 884 915                      | 14 664 081                    | 2 048 435                  | 15 626 450                    |
| 4810393000 | Oth kraft paper,paperboard, not forwriting in rolls width<=15cm,si     | 11 540                         | 112 672                       | 109 490                    | 535 108                       |
| 4810399000 | Other kraft paper,paperboard, not forwriting                           | 39 101                         | 1 649 923                     | 49 869                     | 1 996 964                     |
| 4810924000 | Other paper & paperboard, multiplyrectang < 15 x 36 cm2                | 622                            | 19 341                        | 6 549                      | 241 296                       |
| 4810929000 | Other paper & paperboard, multiply othrectang < 15 x 36 cm2            | 729 187                        | 16 368 459                    | 615 226                    | 12 467 248                    |
| 4810994000 | Oth paper and paperboard of multiplyrectang < 15 x 36 cm2              | 0                              | 1 600                         | 0                          | 8 200                         |
| 4810999000 | Oth paper and paperboard of multiply oth rectang < 15 x 36 cm2         | 744 649                        | 5 831 378                     | 788 306                    | 7 934 387                     |
| 4811102100 | Floor covering on a base of paper orpaperboard,in roll <15cm, rect     | 12 873                         | 43 612                        | 89 485                     | 156 068                       |
| 4811102900 | Other bituminised/asphalted paper&paperboard in roll <15cm, rec        | 10 109                         | 147 078                       | 29 166                     | 482 289                       |
| 4811109100 | Floor covering on a base of paper orpaperboard,in other size           | 17                             | 6 228                         | 1 776                      | 29 257                        |
| 4811109900 | Other bituminised/asphalted paper &paperboard,in other size            | 69 638                         | 1 528 565                     | 264 218                    | 4 464 594                     |
| 4811412000 | Gummed or adhesive paper&paperboard,self-adhesive,rectang<15           | 17 531                         | 717 567                       | 227 698                    | 4 513 351                     |
| 4811419000 | Gummed/adhesive paper&paperboard,otself-adhesive,in other s            | 1 109 225                      | 12 594 526                    | 2 965 083                  | 34 358 021                    |
| 4811492000 | Oth gummed or adhesive paper&paperboard in roll <15cm, rect<1          | 1 361                          | 98 912                        | 16 202                     | 361 174                       |
| 4811499000 | Oth gummed or adhesive paper&paperboard,in other size                  | 157 695                        | 2 815 503                     | 483 036                    | 7 249 222                     |
| 4811513100 | Floor covering on a paper coated,impregntd wth plastic,bleached,)      | 0                              | 61 253                        | 0                          | 54 661                        |
| 4811513900 | Oth paper coated,impregnated/coveredwith plastic,bleached,wg>          | 587 426                        | 5 579 792                     | 840 308                    | 8 151 978                     |
| 4811519100 | Floor covering on a paper coated,impregntd wth plastic,bleached,(      | 0                              | 5 620                         | 0                          | 3 779                         |
| 4811519900 | Oth paper coated,impregnated/coveredwith plastic,bleached,oth s        | 245 643                        | 4 232 357                     | 627 829                    | 11 879 255                    |
| 4811592000 | Oth paper coated,impregnated/coveredwith plastics&aluminium f          | 2 644 154                      | 24 843 319                    | 13 046 944                 | 87 899 138                    |
| 4811594100 | Floor covering on a paper coated,impregwth plastic,unbleached,re       | 3 609                          | 373 921                       | 43 977                     | 342 305                       |
| 4811594900 | Oth paper coated,impregnated/coveredwith plastic,unbleached,re         | 50 401                         | 1 190 695                     | 198 072                    | 3 810 106                     |
| 4811599100 | Floor covering on a paper coated,imptdwith plasticun,bleached,otl      | 0                              | 32 922                        | 0                          | 63 466                        |
| 4811599900 | Oth paper coated,impregnated/coveredwith plastic,unbleached,ot         | 949 399                        | 6 244 768                     | 3 001 752                  | 20 756 481                    |
| 4811602010 | Paper coated,impregnated/covered withwax,paraffin,stearin,oil,re       | 2 719                          | 45 679                        | 21 611                     | 251 249                       |
| 4811602090 | Oth Paper coated,impregnated/coveredwth wax,paraffin,stearin,o         | 60 853                         | 238 812                       | 78 083                     | 325 026                       |
| 4811609010 | Paper coated,impregnated/covered withwax,paraffin,stearin,oil,ot       | 66 812                         | 240 239                       | 136 922                    | 431 695                       |
| 4811609090 | Oth Paper coated,impregnated/coveredwith wax,paraffin,stearin,c        | 175 555                        | 1 989 302                     | 248 208                    | 3 353 362                     |
| 4811904100 | Flooring covering a paper,cellulose wadd web of cell fibr roll<15cr    | 82 403                         | 1 244 117                     | 142 478                    | 2 155 635                     |
| 4811904900 | Oth paper, paperboard,cellulose waddingweb of cell fibr roll<15cm      | 20 094                         | 279 563                       | 164 097                    | 1 040 306                     |
| 4811909100 | Flooring covering a paper,cellulose wadd web of cell fibres,other s    | 77                             | 17 345                        | 239                        | 56 618                        |
| 4811909900 | Oth paper, paperboard,cellulose waddingweb of cell fibres,other s      | 1 383 578                      | 11 529 282                    | 2 944 853                  | 30 005 962                    |
| 4812000000 | Filter blocks,slabs&plates,of paper pulp                               | 2 297                          | 118 511                       | 29 541                     | 700 238                       |
| 4813100000 | Cigarette paper,in the form of bookletsor tubes                        | 119 862                        | 1 662 416                     | 648 750                    | 9 889 073                     |
| 4813200000 | Cigarette paper,in the form in rolls ofa width not exceeding 5 cm      | 250 043                        | 4 072 191                     | 1 094 800                  | 18 910 778                    |
| 4813901000 | Cigarette paper,oth in the of booklets,tubes & in rolls,width <5 cm    | 56 415                         | 1 157 938                     | 434 322                    | 7 315 250                     |
| 4813909000 | Cigarette paper,oth in the of booklets,tubes & in rolls                | 632 161                        | 8 906 392                     | 3 720 140                  | 40 467 791                    |
| 4814200000 | Wallpaper&similar wall coverings,consist of peper coaled wth a gr      | 400 573                        | 4 067 409                     | 794 897                    | 10 753 599                    |
| 4814900000 | window transparencies of paper   | 192 010                        | 2 028 853                     | 426 533                    | 4 929 584                     |
| 4816201000 | Self-copy paper (other than of 48.09)inrolls of a width 25<oneside     | 12 355                         | 14 568                        | 28 911                     | 33 460                        |
| 4816209000 | Other self-copy paper (other than of48.09)                             | 397                            | 96 465                        | 1 860                      | 197 682                       |
| 4816901000 | Carbon paper   | 41 978                         | 229 627                       | 78 914                     | 402 861                       |
| 4816902000 | Other copying paper  | 0                              | 320                           | 0                          | 4 202                         |
| 4816903000 | offset platesof paper  | 9 109                          | 18 095                        | 8 400                      | 29 927                        |
| 4816904000 | Heat transfer paper  | 7 531                          | 81 817                        | 24 581                     | 397 658                       |
| 4816909000 | Other heat transfer paper & offsetplates of paper                      | 39 586                         | 642 378                       | 110 748                    | 1 646 865                     |
| 4817100000 | Envelopes  | 101 591                        | 1 175 692                     | 362 739                    | 3 691 999                     |
| 4817200000 | Letter cards,plain postcards and correspondence cards                  | 3 765                          | 41 816                        | 5 040                      | 79 122                        |
| 4817300000 | Boxes,pouches,wallets & writingcompendiums,of paper or paperb          | 7 680                          | 177 219                       | 40 019                     | 667 730                       |
| 4818100000 | Toilet paper   | 4 585                          | 30 673                        | 25 364                     | 120 189                       |
| 4818200000 | Handkerchiefs,cleansing or facialissues & towels                       | 59 730                         | 1 025 849                     | 280 139                    | 2 757 164                     |
| 4818301000 | Tablecloths  | 3 517                          | 103 127                       | 2 344                      | 72 112                        |
| 4818302000 | Serviettes   | 1 653                          | 7 839                         | 2 059                      | 57 342                        |
| 4818500000 | Articles of apparel & clothing, of paper pulp,paper                    | 730                            | 14 536                        | 6 523                      | 163 686                       |
| 4818900000 | Other articles of apparel & clothing, of paper pulp,paper              | 134 327                        | 1 264 490                     | 347 262                    | 3 527 681                     |
| 4819100000 | Cartons,boxes & cases, of corrugatedpaper or paperboard                | 2 283 505                      | 23 136 927                    | 4 348 163                  | 48 837 282                    |
| 4819200000 | Folding cartons,boxes&cases,of non-corrugated paper or paperbo         | 2 734 695                      | 31 828 146                    | 10 506 102                 | 121 038 471                   |
| 4819300000 | Sacks&bags,having a base of a width of40 cm or more                    | 238 096                        | 4 177 837                     | 525 020                    | 7 842 099                     |
| 4819400000 | Other sacks and bags, including cones                                  | 191 240                        | 2 458 105                     | 547 641                    | 7 156 354                     |
| 4819500000 | Other packing containers,includ recordsleeves                          | 870 260                        | 8 144 072                     | 3 785 666                  | 36 601 156                    |
| 4819600000 | Box files,letter trays,storage boxes&similar articles,used in offices, | 85 768                         | 1 152 298                     | 266 738                    | 4 023 120                     |
| 4820100000 | Registers,account books,note books,order books,diaries &similar a      | 67 836                         | 648 265                       | 415 910                    | 2 964 251                     |
| 4820200000 | Exercise books   | 16 023                         | 553 201                       | 51 941                     | 1 220 980                     |
| 4820300000 | Binders(other than book covers),foldersand file covers                 | 67 410                         | 425 531                       | 204 966                    | 1 120 548                     |
| 4820400000 | Manifold business forms& interleavedcarbon sets                        | 1 760                          | 14 899                        | 11 989                     | 54 822                        |
| 4820500000 | Albums for samples or for collections                                  | 12 035                         | 63 742                        | 53 642                     | 285 710                       |
| 4820900000 | Other exercise book,binders,manifold,albums                            | 129 057                        | 998 682                       | 141 578                    | 1 759 368                     |
| 4821101000 | Printed,labels of a kind for jewelry,incl objects personal carried in  | 177 430                        | 1 500 528                     | 3 163 595                  | 25 991 677                    |

**I.3. IMPOR MENURUT KOMODITI / IMPORT BY HS COMMODITY**  
**\*\*\* NOVEMBER/NOVEMBER 2013 \*\*\***

| H S        | Uraian Komoditi<br>Commodity Description                               | Berat Bersih / Net Weight (Kg) |                               | Nilai / Value C.I.F (US\$) |                               |
|------------|--|--------------------------------|-------------------------------|----------------------------|-------------------------------|
|            |  | Bulan ini<br>Current Month     | Kumulatif<br>Cum.Jan. to date | Bulan ini<br>Current Month | Kumulatif<br>Cum.Jan. to date |
| 4821109000 | Printed,oth labels of a kind for jewel,incl objects personal carried i | 600 268                        | 6 431 703                     | 8 637 965                  | 94 551 464                    |
| 4821901000 | Oth printed,labels of a kind for jewel,incl objects personal carried i | 85 825                         | 357 106                       | 434 581                    | 3 599 689                     |
| 4821909000 | Oth printed,oth labels of a kind for jewell incl objects personal cari | 179 545                        | 2 041 589                     | 1 161 645                  | 14 724 510                    |
| 4822101000 | Cone of pulp of a kind used for windingtextile yarn                    | 11 418                         | 268 262                       | 32 353                     | 416 370                       |
| 4822109000 | Bobbins,spools,cops&similar of pulp,othof a kind used for winding      | 187                            | 5 272                         | 4 107                      | 66 936                        |
| 4822901000 | Oth Cone   | 117 063                        | 797 596                       | 141 550                    | 1 013 148                     |
| 4822909000 | Other bobbins,spools,cops & similar                                    | 219 039                        | 716 087                       | 578 714                    | 10 681 265                    |
| 4823201000 | Filter paper in rolls or sheets,instrips,rolls or sheets               | 116 187                        | 2 349 661                     | 656 579                    | 11 232 993                    |
| 4823209000 | Other filter paper in rolls or sheets                                  | 90 517                         | 3 898 685                     | 370 534                    | 8 829 223                     |
| 4823402100 | Cardiograph recording paper  | 323                            | 11 107                        | 13 404                     | 126 136                       |
| 4823402900 | Oth paper for electro-medical apparatus                                | 395                            | 4 089                         | 3 948                      | 41 587                        |
| 4823409000 | Oth rolls,sheets&dials,printed for self-recording apparatus            | 93 979                         | 643 322                       | 320 392                    | 2 874 214                     |
| 4823610000 | Trays,dishes,plates,cups&the like,of paper or paperboard of bamb       | 0                              | 13 747                        | 0                          | 10 237                        |
| 4823690000 | Trays,dishes,plates,cups&the like,ofpaper or paperboard of oth th      | 49 990                         | 447 422                       | 231 514                    | 1 677 830                     |
| 4823700000 | Mouldad or pressed articles of paperpulp                               | 99 340                         | 914 802                       | 421 431                    | 5 485 817                     |
| 4823901000 | Coconing frames for silk-worms   | 4                              | 259                           | 70                         | 1 967                         |
| 4823902000 | Display cards for jewellery,incl objects personal carried in pocket,i  | 28                             | 34 911                        | 1 596                      | 197 303                       |
| 4823903000 | Dia-cut polyethylene coated peperboardof a kind for manufacture        | 38 302                         | 371 701                       | 43 701                     | 402 348                       |
| 4823904000 | Paper tube sats of kind used for themanufacture of fireworks           | 71 029                         | 305 815                       | 789 391                    | 3 283 376                     |
| 4823905100 | Kraft paper,in rolls of a width of 209mm weight 150 g/m2 or less       | 1 225                          | 18 572                        | 11 978                     | 100 157                       |
| 4823905900 | Kraft paper,in rolls of a width of 209 mOther weight                   | 7 025                          | 218 300                       | 38 061                     | 593 045                       |
| 4823906000 | Punched jacquard cards   | 0                              | 1 288                         | 0                          | 11 734                        |
| 4823907000 | Fans & handsscreen   | 984                            | 69 220                        | 2 247                      | 369 878                       |
| 4823909200 | Joss paper   | 233 161                        | 1 771 813                     | 423 957                    | 3 151 751                     |
| 4823909400 | Cellulose wadding and webs of cellulosaFibers,coloured or marbled      | 984                            | 15 036                        | 4 689                      | 39 346                        |
| 4823909500 | Othetr floor coverings on a base of papePeperboard                     | 59                             | 113                           | 283                        | 505                           |
| 4823909600 | Oth, cut to shape other than rectangularor square                      | 211                            | 53 659                        | 3 252                      | 220 742                       |
| 4823909900 | Other,cut to size/shape,other than inStrips, rolls or sheets           | 646 513                        | 4 053 771                     | 1 202 416                  | 10 658 684                    |
| 4901100000 | Printed books,brochures and similar prinin single sheets, whether      | 39 170                         | 725 056                       | 281 419                    | 3 263 856                     |
| 4901910000 | Dictionaries andencyclopedias,and serialinstalments thereof            | 11 088                         | 45 264                        | 105 104                    | 385 257                       |
| 4901991000 | Educational, technical, scientific,historical or cultural books        | 85 157                         | 1 069 191                     | 485 003                    | 4 961 322                     |
| 4901999000 | Oth printed books,brochures, and similarprinted                        | 138 890                        | 2 224 233                     | 1 694 372                  | 19 071 666                    |
| 4902100000 | Newspapers,journals & periodicalsappearing at least four times a v     | 0                              | 1                             | 0                          | 59                            |
| 4902901000 | Newspapers,journals & periodicalsOth appearing at least four time      | 871                            | 16 205                        | 4 397                      | 50 054                        |
| 4902909000 | Other newspapers,journals & periodicals                                | 12 406                         | 83 902                        | 125 865                    | 581 096                       |
| 4903000000 | Childrens picture,drawing or coloringbooks.                            | 348                            | 24 297                        | 2 972                      | 96 009                        |
| 4904000000 | Music,printed or in manuscript,whetheror not bound or illustrated      | 290                            | 19 944                        | 5 497                      | 337 067                       |
| 4905100000 | Globes   | 978                            | 11 746                        | 3 148                      | 79 493                        |
| 4905910000 | Maps & hydrographic/similar chartsof all kinds,in book form            | 0                              | 7 647                         | 0                          | 30 751                        |
| 4905990000 | Other maps&hydrographic or similararcharts of all kinds                | 110                            | 9 201                         | 6 144                      | 147 178                       |
| 4906001000 | Plans&drawings,including photographicreproductions on sensitise        | 24                             | 2 046                         | 416                        | 42 703                        |
| 4906009000 | Plans&drawings,including photographicreproductions on carbon c         | 3 727                          | 44 756                        | 22 512                     | 1 112 946                     |
| 4907001000 | Banknotes, being legal tender  | 106                            | 339                           | 1 376                      | 7 957                         |
| 4907002100 | Postage stamps, unused   | 0                              | 3                             | 0                          | 13                            |
| 4907002900 | ravanue and similar stamps,unused                                      | 1 110                          | 2 352                         | 178 720                    | 426 512                       |
| 4907004000 | Stock,share/bond certificates&similardocuments of title; cheque fi     | 114                            | 2 903                         | 778                        | 119 545                       |
| 4907009000 | other similar stamps of current/newissue in the country in which t     | 459                            | 16 778                        | 19 356                     | 5 795 838                     |
| 4908100000 | Transfers (decalcomanias), vitrifiable                                 | 7 112                          | 194 856                       | 249 140                    | 5 236 898                     |
| 4908900000 | Other transfers (decalcomanias),vitrifiable                            | 66 681                         | 598 214                       | 1 161 367                  | 10 402 077                    |
| 4909000000 | Printed/illustrated postcards, cardgreetings, messages/announcen       | 5 333                          | 18 235                        | 22 736                     | 91 452                        |
| 4910000000 | Calendars of any kind,printed,includingcalendar blocks.                | 48 163                         | 100 280                       | 151 406                    | 368 048                       |
| 4911101000 | Catalogues listingonly educationhistorical or cultural books&public    | 20 304                         | 166 514                       | 266 499                    | 1 220 204                     |
| 4911109000 | Oth trade advertising material,commercial catalogues and the like      | 46 023                         | 563 824                       | 509 998                    | 5 013 386                     |
| 4911912100 | Wall pictures,anatomical or botanicaldiagrams and charts               | 0                              | 451                           | 0                          | 10 142                        |
| 4911912900 | Other wall picture & diagrams forinstructional purposes                | 3 200                          | 40 998                        | 52 727                     | 249 393                       |
| 4911913100 | Printed picture & photograph,anatomical/botanical diagram/chart        | 0                              | 586                           | 0                          | 3 020                         |
| 4911913900 | Oth printed picture & photographo anatomical/botanical diagram         | 814                            | 10 646                        | 1 108                      | 22 220                        |
| 4911919000 | Other picture, designs & photograph                                    | 4 627                          | 259 052                       | 80 903                     | 1 089 382                     |
| 4911991000 | Printed card for jewellery,small objectpersonal adorenment/article     | 496                            | 9 120                         | 61 179                     | 78 878                        |
| 4911992000 | Printed labels for explosives  | 0                              | 271                           | 0                          | 14 546                        |
| 4911993000 | Educational, technic,scientific,historisor cultural printed on a set o | 46                             | 1 229                         | 579                        | 19 645                        |
| 4911999000 | Oth printed card, printed labels,educational printed on a set of car   | 129 675                        | 966 006                       | 1 075 154                  | 11 646 514                    |
| 5001000000 | Silkworm cocoons suitable for reeling.                                 | 0                              | 420                           | 0                          | 6 640                         |
| 5002000000 | Raw silk (not thrown).   | 0                              | 107                           | 0                          | 887                           |
| 5004000000 | Silk yarn(oth than yarn spun from silkwaste) not put up for retail s;  | 8 907                          | 200 841                       | 29 391                     | 542 330                       |
| 5005000000 | Yarn spun from silk waste,not put up forretail sale.                   | 33                             | 6 299                         | 341                        | 119 389                       |
| 5006000000 | Silk yarn & yarn spun from silk waste,put up for retail sale;silk-wor  | 0                              | 12                            | 0                          | 200                           |
| 5007101000 | Fabrics of noil silk: printed by thetraditional batik process          | 171                            | 8 688                         | 1 809                      | 311 060                       |
| 5007109010 | Fabrics of noil silk: oth printedtraditional batik process             | 0                              | 209                           | 0                          | 47 260                        |
| 5007109090 | Other fabrics of noil silk   | 0                              | 269                           | 0                          | 36 924                        |
| 5007201000 | Oth fabrics,containing >=85% by weight osilk;printed by tradiona       | 0                              | 4 168                         | 0                          | 74 178                        |

**I.3. IMPOR MENURUT KOMODITI / IMPORT BY HS COMMODITY**  
**\*\*\* NOVEMBER/NOVEMBER 2013 \*\*\***

| HS         | Uraian Komoditi<br>Commodity Description                               | Berat Bersih / Net Weight (Kg) |                               | Nilai / Value C.I.F (US\$) |                               |
|------------|--|--------------------------------|-------------------------------|----------------------------|-------------------------------|
|            |  | Bulan ini<br>Current Month     | Kumulatif<br>Cum.Jan. to date | Bulan ini<br>Current Month | Kumulatif<br>Cum.Jan. to date |
| 5007209010 | Oth fabrics, containing >= 85% by weight of silk; printed bleached c   | 134                            | 471                           | 6 857                      | 29 040                        |
| 5007209090 | Oth fabrics, containing >= 85% by weight of silk; other                | 11 505                         | 54 533                        | 115 320                    | 678 729                       |
| 5007909090 | Oth fabrics; containing < 85% by weight of silk                        | 174                            | 547                           | 9 403                      | 73 376                        |
| 5101110000 | Shorn wool, not carded/combed, greasy, including fleece-washed v       | 2 074                          | 101 498                       | 71 523                     | 1 148 262                     |
| 5101190000 | Oth Shorn wool, not carded/combed, greasy, including fleece-washe      | 0                              | 80                            | 0                          | 543                           |
| 5101210000 | Shorn wool, not carded/combed, degreased not carbonised                | 0                              | 217 922                       | 0                          | 841 197                       |
| 5101290000 | Other Shorn wool, not carded/combed, degreased not carbonised          | 0                              | 20                            | 0                          | 84                            |
| 5102110000 | Fine animal hair, not carded/combed of kashmir (cashmere) goats        | 0                              | 11 479                        | 0                          | 947 512                       |
| 5103100000 | Noils of wool/of fine animal hair incl. yarn waste but exclude garne   | 0                              | 3                             | 0                          | 5                             |
| 5105100000 | Carded wool  | 0                              | 2 129                         | 0                          | 45 963                        |
| 5105210000 | Combed wool in fragments   | 0                              | 1                             | 0                          | 1                             |
| 5105290000 | Combed wool not in fragments   | 108 196                        | 957 289                       | 1 453 441                  | 12 619 506                    |
| 5105390000 | Fine animal hair, carded/combed Other of goats                         | 1 443                          | 2 195                         | 36 736                     | 55 305                        |
| 5106100000 | Yarn, carded wool > 85% by weight not put up for retail sale           | 5 642                          | 127 762                       | 177 067                    | 2 588 701                     |
| 5106200000 | Yarn, carded wool < 85% by weight not put up for retail sale           | 8 696                          | 616 632                       | 102 386                    | 10 094 231                    |
| 5107100000 | Yarn, combed wool > 85% by weight not put up for retail sale           | 4 065                          | 87 699                        | 68 859                     | 1 340 236                     |
| 5107200000 | Yarn, combed wool < 85% by weight not put up for retail sale           | 21                             | 76 002                        | 363                        | 1 080 733                     |
| 5108200000 | Yarn of fine animal hair not put up for retail sale, combed            | 0                              | 4 540                         | 0                          | 151 992                       |
| 5109100000 | Yarn, wool/animal hair > 85% by weight, for retail sale                | 61 149                         | 649 003                       | 1 737 070                  | 20 145 223                    |
| 5109900000 | Yarn, wool/animal hair < 85% by weight, for retail sale                | 0                              | 2 745                         | 0                          | 56 946                        |
| 5111111000 | Woven fabric, carded, wool/animal hair > 85% weight < 300 g/m; prin    | 32                             | 511                           | 495                        | 15 579                        |
| 5111119000 | Woven fabric, carded, wool/animal hair > 85% weight < 300 g/m; oth     | 4 214                          | 30 236                        | 145 765                    | 1 410 508                     |
| 5111191000 | Woven fabric, carded, wool/animal hair > 85% weight > 300 g/m; prin    | 27                             | 28                            | 793                        | 803                           |
| 5111199000 | Woven fabric, carded, wool/animal hair > 85% weight > 300 g/m; oth p   | 17                             | 7 161                         | 797                        | 159 740                       |
| 5111200000 | Other, mixed mainly or solely with man-made filaments                  | 13 462                         | 64 327                        | 327 287                    | 1 520 081                     |
| 5111300000 | Other, mixed mainly or solely with man-made staple fibres              | 6 082                          | 224 888                       | 142 217                    | 2 220 071                     |
| 5111900000 | Other woven fabrics of carded wool or carded fine animal hair          | 96                             | 10 099                        | 299                        | 122 967                       |
| 5112111000 | Woven fabric, combed wool/animal hair > 85% weight < 200 g/m; prin     | 2 324                          | 14 107                        | 37 250                     | 273 983                       |
| 5112119000 | Woven fabric, combed wool/animal hair > 85% weight < 200 g/m; oth      | 104 652                        | 885 536                       | 3 468 735                  | 28 687 011                    |
| 5112191000 | Woven fabric, combed wool/animal hair > 85% weight > 200 g/m; prin     | 11 734                         | 150 633                       | 157 165                    | 2 928 743                     |
| 5112199000 | Woven fabric, combed wool/animal hair > 85% weight > 200 g/m; oth      | 4 770                          | 44 134                        | 151 572                    | 1 455 074                     |
| 5112200000 | Oth woven fabric, combed wool/animal hair mix mainly/solely with       | 36 464                         | 307 214                       | 1 214 793                  | 9 451 431                     |
| 5112300000 | Oth woven fabric, combed wool/animal hair mix mainly/solely with       | 5 714                          | 41 645                        | 214 378                    | 1 182 327                     |
| 5112900000 | Oth woven fabric, combed wool or of fine animal hair.                  | 1 477                          | 241 449                       | 25 514                     | 4 544 169                     |
| 5113000000 | Woven fabrics of coarse animal hair or of horse hair                   | 458                            | 3 294                         | 4 325                      | 56 852                        |
| 5201000000 | Cotton, not carded/combed.   | 52 527 307                     | 624 021 342                   | 109 372 546                | 1 248 100 671                 |
| 5202100000 | Yarn waste (including thread waste)                                    | 0                              | 1 467 221                     | 0                          | 1 098 429                     |
| 5202900000 | Cotton waste, not garnetted stock                                      | 8 768                          | 101 077                       | 85 226                     | 884 631                       |
| 5203000000 | Cotton, carded/combed.   | 3                              | 15 774                        | 2                          | 224 453                       |
| 5204110000 | Cotton sewing thread, not for retail sale cotton weight >= 85%         | 12 048                         | 1 085 086                     | 178 385                    | 2 321 121                     |
| 5204190000 | Cotton sewing thread, not for retail sale cotton weight < 85%          | 41 425                         | 717 739                       | 373 823                    | 5 712 288                     |
| 5204200000 | Cotton sewing thread, wether for sale                                  | 42 006                         | 826 861                       | 75 376                     | 1 507 411                     |
| 5205110000 | Single yarn, of uncombed fibres measuring > 714.29 decitex, cotton     | 283 106                        | 3 080 500                     | 736 617                    | 10 217 646                    |
| 5205120000 | Single yarn of uncombed fibres measuring 232.58 < decitex < 714.29 ,   | 240 659                        | 4 052 986                     | 763 116                    | 14 331 828                    |
| 5205130000 | Single yarn of uncombed fibres measuring 192.31 < decitex < 232.56 ,   | 6 632                          | 255 660                       | 31 969                     | 943 933                       |
| 5205140000 | Single yarn of uncombed fibres measuring 125 < decitex < 192.32 , cot  | 49 506                         | 812 134                       | 324 796                    | 4 478 499                     |
| 5205150000 | Single yarn, of uncombed fibres measuring < 125 decitex, cotton > 8    | 0                              | 194 830                       | 0                          | 210 328                       |
| 5205210000 | Single yarn, of combed fibres measuring > 714.29 decitex, cotton > 8   | 0                              | 205                           | 0                          | 14 868                        |
| 5205220000 | Single yarn, of combed fibres measuring 232.56 < decitex < 714.29 , c  | 81 377                         | 1 829 761                     | 371 820                    | 6 601 476                     |
| 5205230000 | Single yarn, of combed fibres measuring 192.31 < decitex < 232.56 cot  | 1 005 213                      | 9 804 686                     | 3 757 340                  | 39 017 115                    |
| 5205240000 | Single yarn, of combed fibres measuring 125 < decitex < 192.31 , cott  | 435 436                        | 4 543 863                     | 1 553 161                  | 15 316 348                    |
| 5205260000 | Single yarn, of combed fibres measuring 106.38 < decitex < 125 , cott  | 88                             | 41 100                        | 32                         | 234 343                       |
| 5205270000 | Single yarn, of combed fibres measuring 83.33 < decitex < 106.38 , cot | 0                              | 18 082                        | 0                          | 39 596                        |
| 5205280000 | Single yarn, of combed fibres measuring < 83.33 decitex, cotton > 8    | 0                              | 29 691                        | 0                          | 63 120                        |
| 5205310000 | Multiple yarn, of uncombed fibres measure > 714.29 decitex, cotton     | 243                            | 11 593                        | 5 124                      | 190 249                       |
| 5205320000 | Multiple yarn, of uncombed fibres measure 232.56 < decitex < 714.29    | 11                             | 41 320                        | 44                         | 187 328                       |
| 5205330000 | Multiple yarn, of uncombed fibres measure 192.31 < decitex < 232.31    | 6 326                          | 49 667                        | 59 899                     | 350 391                       |
| 5205350000 | Multiple yarn, of uncombed fibres measure < 125 decitex, cotton >      | 0                              | 75                            | 0                          | 3 896                         |
| 5205410000 | Multiple yarn, of combed measuring 714.29 decitex/more, cotton >       | 0                              | 1 000                         | 0                          | 4 330                         |
| 5205420000 | Multiple yarn, of combed measuring 232.56 < decitex < 714.29, cotton   | 22 231                         | 420 166                       | 174 137                    | 2 350 627                     |
| 5205440000 | Multiple yarn, of combed measuring 125 < decitex < 192.31, cotton >    | 6 586                          | 212 826                       | 52 831                     | 2 051 827                     |
| 5205460000 | Multiple yarn, of combed measuring 106.38 < decitex < 125, cotton >    | 0                              | 46 292                        | 0                          | 285 633                       |
| 5205480000 | Multiple yarn, of combed measuring < 83.33 decitex, cotton > 85%       | 52 229                         | 123 537                       | 523 745                    | 1 336 078                     |
| 5206110000 | Single yarn of uncombed fibres, measuring > 714.29 or decitex, cottc   | 2 768                          | 518 297                       | 19 404                     | 2 524 953                     |
| 5206120000 | Single yarn of uncombed fibres, measuring 232.56 < decitex < 714.29    | 38 131                         | 131 553                       | 62 742                     | 368 197                       |
| 5206130000 | Single yarn of uncombed fibres, measuring 192.31 < decitex < 232.56    | 26                             | 414                           | 955                        | 4 928                         |
| 5206140000 | Single yarn of uncombed fibres, measuring 125 < decitex < 192.31 , c   | 194                            | 806                           | 7 259                      | 29 134                        |
| 5206210000 | Single yarn, of combed fibres, measuring > 714.29 desitex, cotton < 8  | 233                            | 30 824                        | 1 016                      | 198 495                       |
| 5206220000 | Single yarn, of combed fibres, measuring 232.56 < decitex < 714.29 , c | 106 817                        | 1 257 221                     | 428 745                    | 5 621 314                     |
| 5206230000 | Single yarn, of combed fibres, measuring 192.31 < decitex < 232.56 ,   | 9 334                          | 511 059                       | 29 436                     | 1 865 657                     |
| 5206240000 | Single yarn, of combed fibres, measuring 125 < decitex < 192.31 , cot  | 0                              | 120 720                       | 0                          | 515 386                       |

I.3. IMPOR MENURUT KOMODITI / IMPORT BY HS COMMODITY  
 \*\*\* NOVEMBER/NOVEMBER 2013 \*\*\*

| H S        | Uraian Komoditi<br>Commodity Description                                | Berat Bersih / Net Weight (Kg) |                               | Nilai / Value C.I.F (US\$) |                               |
|------------|---|--------------------------------|-------------------------------|----------------------------|-------------------------------|
|            |   | Bulan ini<br>Current Month     | Kumulatif<br>Cum.Jan. to date | Bulan ini<br>Current Month | Kumulatif<br>Cum.Jan. to date |
| 5206310000 | Multiple yarn,of uncombed measuring> 714.29 decitex, cotton<85          | 0                              | 1 839                         | 0                          | 25 569                        |
| 5206320000 | Multiple yarn,of uncombed measuring232.56<decitex< 714.29,cot           | 9 670                          | 13 651                        | 72 838                     | 124 500                       |
| 5206340000 | Multiple yarn,of uncombed measuring125 <decitex< 192.31,cotto           | 11 424                         | 26 784                        | 87 279                     | 204 630                       |
| 5206420000 | Multiple yarn,of combed fibres measuring232,56 <decitex< 714.29         | 0                              | 135 047                       | 0                          | 1 232 336                     |
| 5206440000 | Multiple yarn,of combed fibres measuring125 <decitex< 191.31,ct         | 9                              | 4 370                         | 93                         | 52 086                        |
| 5207100000 | Cotton yarn(oth sewing thread) retail sale, >=85% cotton by weight      | 28 518                         | 91 689                        | 388 395                    | 1 038 262                     |
| 5207900000 | Cotton yarn(oth sewing thread) retail sale, < 85% cotton by weight      | 1 905                          | 53 096                        | 16 621                     | 339 605                       |
| 5208110000 | Woven fabrics of cotton, unbleached weighing <= 100 g/m, >=85%          | 81 260                         | 1 666 855                     | 834 003                    | 15 028 115                    |
| 5208120000 | Woven fabrics of cotton, unbleached 100<weighing<200 g/m, >=85%         | 130 582                        | 1 306 667                     | 1 363 333                  | 15 978 848                    |
| 5208130000 | Woven fabrics cotton, unbleached, 3or4 thread twill, <200g/m, >=85      | 1 838                          | 19 257                        | 20 074                     | 197 707                       |
| 5208190000 | Oth Woven fabrics cotton, unbleach, <200g/m, >=85% of cotton            | 826 761                        | 8 805 633                     | 9 558 802                  | 95 865 639                    |
| 5208210000 | Woven fabrics of cotton, bleached, plain weave, weighing <100g/m, >     | 76 963                         | 2 087 956                     | 994 870                    | 12 151 158                    |
| 5208220000 | Woven fabrics of cotton, bleached, plain weave, 100<weigh<200 g/n       | 33 553                         | 969 034                       | 348 932                    | 8 802 713                     |
| 5208230000 | Woven fabrics cotton, bleached, 3/4 thread twill, weighing <200g/m      | 0                              | 1 675                         | 0                          | 21 346                        |
| 5208290000 | Other Woven fabrics cotton, bleached, <200g/m, >=85% of cotton          | 269 419                        | 2 582 145                     | 2 747 380                  | 28 510 309                    |
| 5208310010 | Woven fabrics cotton, dyed, voile/chemivolle, weight <100 g/m, >=8      | 2 274                          | 63 370                        | 50 053                     | 916 088                       |
| 5208310020 | Woven fabrics of cotton, dyed, cambrics 100<weigh<200 g/m, >=85%        | 0                              | 1 936                         | 0                          | 42 095                        |
| 5208310090 | Other woven fabrics of cotton, dyed, weighing <200 g/m, >=85% of c      | 48 110                         | 935 222                       | 569 312                    | 9 854 103                     |
| 5208320000 | Woven fabrics of cotton, dyed, plain weave, weight <100 g/r             | 466 958                        | 5 611 197                     | 8 087 034                  | 85 057 739                    |
| 5208330000 | Woven fabrics, dyed, 3-thread/4-thread twill, weighing <200 g/m, >=     | 59 595                         | 534 868                       | 641 637                    | 5 447 622                     |
| 5208390000 | Other woven fabrics of cotton, dyed, weighing <200 g/m, >=85% of c      | 418 662                        | 3 711 228                     | 4 010 233                  | 34 888 573                    |
| 5208410010 | String Woven fabrics, cont >=85% of cotton, of diff colour yarn, weigh  | 31 163                         | 33 373                        | 549 665                    | 588 351                       |
| 5208410090 | Oth woven fabrics, cont >=85% of cotton, of diff colour yarn, weigh     | 103 610                        | 668 961                       | 1 847 131                  | 11 442 278                    |
| 5208420010 | String Woven fabrics, cont >=85%, cotton of diff colour yarn, weigh     | 60                             | 36 079                        | 1 160                      | 521 421                       |
| 5208420090 | Oth Woven fabrics, cont >= 85% of cotton of diff colour yarn, weigh     | 914 876                        | 7 821 564                     | 13 184 414                 | 108 608 587                   |
| 5208430000 | 3-thread/4-thread twill, including cross weighing > 100 g/m, >=85%      | 70 713                         | 908 024                       | 634 334                    | 9 181 664                     |
| 5208490000 | Other fabrics of different color, weighing <200 g/m, >=85% of cotton    | 82 443                         | 767 519                       | 689 075                    | 7 091 466                     |
| 5208511000 | Plain weave, weighing <=100g/m2 printed by the traditional batik        | 1 452                          | 3 813                         | 11 999                     | 73 732                        |
| 5208519000 | Plain weave, weighing <=100g/m3, not printed by the traditional batik   | 712                            | 52 080                        | 15 548                     | 1 240 478                     |
| 5208521000 | Plain weave, weighing >100g/m2 printed by the traditional batik p       | 199                            | 3 133                         | 7 718                      | 159 980                       |
| 5208529000 | Plain weave, weighing >100g/m3, not printed by the traditional batik    | 27 125                         | 297 177                       | 447 374                    | 4 126 855                     |
| 5208591000 | Other fabrics; printed by traditional batik process, <200 g/m, >=85%    | 0                              | 22 268                        | 0                          | 199 558                       |
| 5208599000 | Other fabrics; not printed traditional batik process, <200 g/m, >=85%   | 19 941                         | 500 414                       | 232 169                    | 3 872 962                     |
| 5209110000 | Plain weave, unbleached, cont. >=85% of cotton, weight >200 g/m2        | 75 516                         | 945 250                       | 599 916                    | 7 908 525                     |
| 5209120000 | 3-thread/4-thread twill, unbleached, >=85% of cotton, weight > 20C      | 0                              | 769                           | 0                          | 10 109                        |
| 5209190000 | Other fabrics unbleached, >=85% cotton, weighing > 200 g/m2             | 515 076                        | 5 143 121                     | 5 433 523                  | 49 228 133                    |
| 5209210000 | Woven fabric bleached, plain weave >=85% cotton, weighing > 200         | 69                             | 24 022                        | 317                        | 216 800                       |
| 5209220000 | 3-thread/4-thread twill, bleached, >=85% weighing >200g/m               | 2 542                          | 26 172                        | 41 995                     | 419 009                       |
| 5209290000 | Other woven fabric bleached, cont 85% of cotton weight > 200 g/r        | 100 070                        | 1 034 691                     | 1 361 919                  | 13 949 883                    |
| 5209310000 | Woven fabrics dyed, plain weave, cont. 85% of cotton, weight > 200      | 347 255                        | 3 522 126                     | 3 320 443                  | 32 190 526                    |
| 5209320000 | 3or4 thread incl cross twill, dyed, >= 85%, weight >200g/m              | 464 472                        | 4 184 996                     | 4 749 218                  | 39 702 968                    |
| 5209390000 | Other woven fabrics, dyed, cont. 85% of cotton, weight > 200 g/m2       | 468 907                        | 5 549 531                     | 3 973 254                  | 47 185 634                    |
| 5209410000 | Woven fabrics of yarn different colours, plain weave, >=85% cotton      | 34 541                         | 166 515                       | 243 060                    | 922 952                       |
| 5209420000 | Woven fabrics of yarn different colours, denim, >=85% cotton, weigh     | 361 866                        | 3 598 851                     | 2 434 339                  | 22 616 136                    |
| 5209430000 | 3/4 thread twill, yarn different colours, plain weave, >=85% ctn, wg    | 9 595                          | 90 315                        | 113 474                    | 741 774                       |
| 5209490000 | Other woven fabrics of yarn different colours, >=85% ctn, wght>20       | 53 675                         | 812 226                       | 595 904                    | 7 124 295                     |
| 5209519000 | Woven fabrics, plain weave, not printed by batik process, >=85% ctn     | 2 158                          | 37 541                        | 40 917                     | 458 137                       |
| 5209521000 | 3or4 thread twill, printed by batik process, >=85% ctn, wght>200g/l     | 4                              | 23                            | 8                          | 283                           |
| 5209529000 | 3or4 thread twill, not printed by batik process, >=85% ctn, wght>2C     | 3 763                          | 50 099                        | 51 826                     | 453 927                       |
| 5209591000 | Other woven fabrics, printed by batik process, >=85% ctn, wght>2C       | 0                              | 436                           | 0                          | 4 559                         |
| 5209599000 | Other woven fabrics, not printed by batik process, >=85% ctn, wgh       | 754                            | 18 142                        | 9 678                      | 164 293                       |
| 5210110000 | Woven fabric, unbleached; plain weave < 85% cotton, weight <200g/       | 702 106                        | 6 108 086                     | 4 604 762                  | 56 034 667                    |
| 5210190000 | Other woven fabric, unbleached; plain weave < 85% cotton, weight <      | 286 181                        | 5 318 189                     | 2 721 214                  | 41 670 487                    |
| 5210210000 | Woven fabric, bleached; plain weave < 85% cotton, weight <200g/m.       | 3 274                          | 66 164                        | 50 910                     | 905 962                       |
| 5210290000 | Other woven fabric, bleached; plain weave < 85% cotton, weight <2C      | 1 786                          | 139 303                       | 27 398                     | 2 102 870                     |
| 5210310000 | Woven fabric, dyed; plain weave < 85% cotton, weight <200g/m2:          | 145 574                        | 1 370 950                     | 3 129 689                  | 28 859 613                    |
| 5210320000 | Woven fabric, dyed; 3/4-thread twill incl cross twill, < 85% cotton, we | 3 832                          | 251 467                       | 24 651                     | 2 012 112                     |
| 5210390000 | Other woven fabric, dyed; < 85% cotton, weight <200g/m2:                | 25 741                         | 293 809                       | 576 215                    | 5 718 626                     |
| 5210410010 | String weave, of yarn of different colour < 85% cotton, weight <200g    | 1 564                          | 48 267                        | 39 236                     | 619 777                       |
| 5210410090 | Woven fabric, different colour, not string weave, < 85% cotton, weigh   | 68 161                         | 596 758                       | 1 041 698                  | 8 341 135                     |
| 5210490000 | Other woven fabric, different colour, plain weave, < 85% cotton, wei    | 53 990                         | 144 178                       | 613 777                    | 1 979 078                     |
| 5210519000 | Woven fabric, plain weave, not printed by batik process, < 85% ctn      | 0                              | 59 528                        | 0                          | 929 229                       |
| 5210591000 | Other woven fabric, printed by batik process, < 85% cotton, weight <:   | 5                              | 5                             | 31                         | 31                            |
| 5210599000 | Other woven fabric, not printed by batik process, < 85% cotton, weigh   | 17 800                         | 798 438                       | 237 449                    | 5 210 857                     |
| 5211110000 | Woven fabric, unbleached; plain weave, < 85% cotton, weight >200g/      | 306                            | 9 090                         | 5 952                      | 155 188                       |
| 5211120000 | Woven fabric, 3/4 thread twill, unbleached, <85% ctn, weight >200g      | 4 764                          | 10 799                        | 42 121                     | 104 005                       |
| 5211190000 | Other woven fabric, unbleached, < 85% cotton, weight >200g/m2           | 165 651                        | 2 019 234                     | 1 602 255                  | 18 347 951                    |
| 5211200000 | Woven fabric, bleached; < 85% cotton, weight >200g/m2                   | 1 017                          | 2 124                         | 7 413                      | 31 068                        |
| 5211310000 | Woven fabric, dyed; plain weave, < 85% of cotton, weight >200g/m2       | 48 814                         | 314 453                       | 669 546                    | 3 822 139                     |
| 5211320000 | Woven fabric, 3/4 thread twill, dyed, < 85% of cotton, weight >200g/r   | 211 949                        | 1 143 270                     | 1 631 713                  | 8 959 703                     |
| 5211390000 | Other woven fabric, dyed; < 85% of cotton, weight >200g/m2              | 69 440                         | 1 832 153                     | 858 860                    | 14 875 663                    |

**I.3. IMPOR MENURUT KOMODITI / IMPORT BY HS COMMODITY**  
**\*\*\* NOVEMBER/NOVEMBER 2013 \*\*\***

| H S        | Uraian Komoditi<br>Commodity Description                             | Berat Bersih / Net Weight (Kg) |                               | Nilai / Value C.I.F (US\$) |                               |
|------------|--|--------------------------------|-------------------------------|----------------------------|-------------------------------|
|            |  | Bulan ini<br>Current Month     | Kumulatif<br>Cum.Jan. to date | Bulan ini<br>Current Month | Kumulatif<br>Cum.Jan. to date |
| 5211410010 | String weave,of yarn of different colour< 85% cotton,weight>200g     | 0                              | 516                           | 0                          | 4 466                         |
| 5211410090 | Woven fabric,different colour,not string weave,< 85% cotton,wei      | 70 685                         | 244 507                       | 240 705                    | 845 942                       |
| 5211420000 | Woven fabric,different colour,denim,< 85% cotton,weight>200g/m       | 35 502                         | 1 549 638                     | 239 289                    | 8 741 573                     |
| 5211430000 | Oth fabrics of 3-thread/4-thrd,<85%of co,weight>200g/m2              | 3                              | 34                            | 74                         | 2 963                         |
| 5211490000 | Oth fabrics of different colours< 85% cotton,weight>200g/m2          | 15 957                         | 464 819                       | 170 428                    | 3 710 962                     |
| 5211529000 | 3-thre/4-thread twill, not printed bybatik< 85% cotton,weight>200    | 0                              | 4 233                         | 0                          | 48 538                        |
| 5211591000 | Other Woven fabric,printed by batik< 85% cotton,weight>200g/m:       | 0                              | 11 579                        | 0                          | 274 765                       |
| 5211599000 | Other Woven fabric,not printed by batik< 85% cotton,weight>200g      | 3 964                          | 600 368                       | 60 307                     | 4 226 988                     |
| 5212110000 | Oth wovenfabric ofcotton weight<=200g/m2unbleached                   | 67 560                         | 503 404                       | 992 538                    | 7 547 759                     |
| 5212120000 | Oth wovenfabric ofcotton weight<=200g/m2bleached                     | 43 720                         | 189 889                       | 66 664                     | 596 667                       |
| 5212130000 | Oth wovenfabric ofcotton weight<=200g/m2dyed                         | 378                            | 26 098                        | 1 903                      | 353 702                       |
| 5212140000 | Oth wovenfabric ofcotton weight<=200g/m2of yarns of different        | 219 954                        | 2 173 364                     | 1 804 075                  | 16 437 047                    |
| 5212151000 | Oth wovenfabric ofcotton weight<=200g/m2printed by the traditic      | 0                              | 22                            | 0                          | 269                           |
| 5212159000 | Oth wovenfabric ofcotton weight<=200g/m2not printed by traditic      | 195                            | 161 314                       | 754                        | 1 597 863                     |
| 5212210000 | Oth wovenfabric ofcotton weight>200g/m2unbleached                    | 495 288                        | 4 881 197                     | 5 501 294                  | 50 231 535                    |
| 5212220000 | Oth wovenfabric ofcotton weight>200g/m2bleached                      | 0                              | 3 038                         | 0                          | 23 002                        |
| 5212230000 | Oth wovenfabric ofcotton weight>200g/m2dyed                          | 29                             | 2 636                         | 1 486                      | 32 225                        |
| 5212240000 | Oth wovenfabric ofcotton weight>200g/m2of yarns of different c       | 131                            | 1 757                         | 4 737                      | 51 029                        |
| 5212251000 | Oth wovenfabric ofcotton weight>200g/m2printed by the traditio       | 0                              | 1 988                         | 0                          | 17 243                        |
| 5212259000 | Oth wovenfabric ofcotton weight>200g/m2not printed by traditio       | 39                             | 1 840                         | 2 596                      | 27 193                        |
| 5301100000 | Flax, raw/retted   | 0                              | 9 111                         | 0                          | 46 314                        |
| 5301290000 | Flax, broken, scutched, heckled/othwiseprocess, but notspun,not l    | 0                              | 27 416                        | 0                          | 127 916                       |
| 5301300000 | Flax tow or waste  | 5                              | 5                             | 136                        | 136                           |
| 5302900000 | Other true hemp raw and processedbut not spun                        | 0                              | 7                             | 0                          | 22                            |
| 5303100000 | Jute & oth textile bast fibres, raw/retted                           | 147 382                        | 2 710 521                     | 173 732                    | 3 499 825                     |
| 5303900000 | Jute & oth textile bast fibres,not raw/retted                        | 0                              | 19                            | 0                          | 475                           |
| 5305001000 | Sisal & oth textile fibres of the genusavege;tow & waste of these fi | 0                              | 1 585 900                     | 0                          | 1 830 932                     |
| 5305002011 | Textile fibres Of coconut (coir), raw                                | 0                              | 339                           | 0                          | 3 641                         |
| 5305002021 | Textile fibres Of abaca; Raw   | 8 751                          | 159 219                       | 2 796                      | 127 536                       |
| 5305009090 | Textile fibres; other of ramie                                       | 0                              | 9 460                         | 0                          | 54 302                        |
| 5306100000 | Single flax yarnflax yarn  | 0                              | 9 359                         | 0                          | 138 506                       |
| 5306200000 | Multiple (folded)/cabled flax yarn                                   | 905                            | 1 649                         | 12 870                     | 20 742                        |
| 5307100000 | Single yarn of jute/of oth textile bastof heading 53.03.             | 16 331                         | 315 975                       | 19 714                     | 259 106                       |
| 5307200000 | Multiple (folded)/cabled of jute/ othfibres bast fibres of heading 5 | 1 923 785                      | 18 133 436                    | 1 598 230                  | 15 800 953                    |
| 5308100000 | Coir yarn  | 0                              | 11 427                        | 0                          | 11 181                        |
| 5308200000 | True hemp yarn   | 0                              | 6 326                         | 0                          | 39 653                        |
| 5308901000 | Paper yarn   | 0                              | 123                           | 0                          | 10 308                        |
| 5308909000 | Other yarn of other vegetable textile fi                             | 335                            | 10 674                        | 4 679                      | 170 436                       |
| 5309119000 | Woven fabrics of flax cont>=85%by weightunbleached or not;not p      | 24                             | 11 959                        | 190                        | 129 909                       |
| 5309191000 | Other Woven fabrics,flax cont>=85%byweight;print by traditional l    | 0                              | 31 662                        | 0                          | 483 309                       |
| 5309199000 | Other Woven fabrics,flax cont>=85%weightnot print by traditional     | 23 170                         | 129 053                       | 618 890                    | 2 902 185                     |
| 5309211000 | Woven fabrics of flax cont<85% by weightunbleached or not; print     | 0                              | 800                           | 0                          | 11 328                        |
| 5309219000 | Woven fabrics of flax cont<85% by weightunbleached or not;not p      | 3 210                          | 28 919                        | 27 731                     | 317 212                       |
| 5309291000 | Woven fabrics of flax cont<85% by weightoth;printby the traditio     | 4 172                          | 10 294                        | 64 494                     | 140 647                       |
| 5309299000 | Woven fabrics of flax cont<85% by weightoth; not printed by the t    | 3 885                          | 59 745                        | 82 407                     | 886 188                       |
| 5310100010 | Woven fabrics of jute or of oth textileUnbleached; plain             | 29 940                         | 627 630                       | 40 685                     | 814 563                       |
| 5310100090 | Woven fabrics of jute or of oth textileUnbleached; other plain       | 7                              | 258                           | 60                         | 2 268                         |
| 5310901000 | Other woven fabrics of jute/oth textilehead 53.03,printed by tradi   | 0                              | 134                           | 0                          | 2 628                         |
| 5310909000 | Other woven fabrics of jute/oth textilehead 53.03, not printed by l  | 5 304                          | 22 147                        | 72 494                     | 389 579                       |
| 5311009000 | Woven fabrics of oth vegetable textilefibres&paper yarn; not print   | 457                            | 77 955                        | 9 260                      | 377 370                       |
| 5401101000 | Sewing thread of man-made flment ofsynthetic filaments; for retail   | 10 369                         | 142 391                       | 123 464                    | 1 324 471                     |
| 5401109000 | Sewing thread of man-made flment ofsynthetic filaments; not for r    | 749 952                        | 4 767 377                     | 1 811 437                  | 19 918 789                    |
| 5401201000 | Sewing thread of man-made flment ofartificial filaments; for retail  | 844                            | 10 665                        | 6 937                      | 72 633                        |
| 5401209000 | Sewing thread of man-made flment ofartificial filaments;not for re   | 9 838                          | 197 023                       | 69 839                     | 1 334 822                     |
| 5402110000 | Syntthatic filamentyarn (oth than sewingHigh tenacity yarn of nylo   | 31 153                         | 192 364                       | 585 632                    | 3 740 300                     |
| 5402190000 | Syntthatic filamentyarn (oth than sewingHigh tenacity yarn of nylo   | 627 100                        | 6 289 096                     | 2 766 283                  | 28 810 516                    |
| 5402200000 | Syntthatic filamentyarn (oth than sewingHigh tenacity yarn of poly   | 705 900                        | 6 886 520                     | 2 067 447                  | 20 059 395                    |
| 5402310000 | Textured yarn of nylon/oth polyamidesmeasuring single yarn <= 50     | 293 791                        | 3 119 644                     | 1 839 517                  | 20 024 840                    |
| 5402320000 | Textured yarn of nylon/oth polyamidesmeasuring single yarn > 50      | 110 406                        | 1 126 621                     | 386 638                    | 4 518 177                     |
| 5402330000 | Textured yarn of polyesters  | 1 568 193                      | 19 528 151                    | 4 803 221                  | 54 907 108                    |
| 5402340000 | Textured yarn of polypropylene syntheticfilament                     | 597 544                        | 6 056 610                     | 1 381 371                  | 14 346 786                    |
| 5402390000 | Other texture synthetic filament yarn                                | 163 967                        | 4 153 173                     | 339 195                    | 9 887 310                     |
| 5402440000 | Oth yarn, single, with a twist or not<50turn/m; elastomeric          | 853 254                        | 8 026 526                     | 6 502 158                  | 58 241 262                    |
| 5402450000 | Oth yarn, single, with a twist or not<50turn/m; oth, of nylon/oth p  | 104 073                        | 2 522 946                     | 442 296                    | 9 967 236                     |
| 5402460000 | Oth yarn, single, with a twist or not<50turn/m; oth, of polyesters,p | 2 283 410                      | 21 568 623                    | 3 718 181                  | 35 826 154                    |
| 5402470000 | Oth yarn, single, with a twist or not<50turn/m; oth, of pollester    | 2 132 822                      | 20 441 774                    | 4 386 944                  | 44 297 390                    |
| 5402480000 | Oth yarn, single, with a twist or not<50turn/m; oth, of pollioppler  | 302 422                        | 2 297 776                     | 546 106                    | 3 817 184                     |
| 5402490000 | Oth yarn, single, oth thn, of elast, nylpolyester,polypropylene,<=50 | 813 740                        | 5 761 892                     | 2 666 904                  | 32 042 931                    |
| 5402510000 | Oth yarn, single, with a twist or not>50turn/m; of nylon or oth pol  | 4 282                          | 29 329                        | 60 094                     | 359 527                       |
| 5402520000 | Oth yarn, single, with a twist or not>50turn/m; of nylon or oth pol  | 125 214                        | 440 913                       | 208 582                    | 1 048 709                     |
| 5402591000 | Oth yarn, single, with a twist or not>50turn/m; other; of polyprop   | 0                              | 25 828                        | 0                          | 54 525                        |

**I.3. IMPOR MENURUT KOMODITI / IMPORT BY HS COMMODITY**  
**\*\*\* NOVEMBER/NOVEMBER 2013 \*\*\***

| HS         | Uraian Komoditi<br>Commodity Description                                 | Berat Bersih / Net Weight (Kg) |                               | Nilai / Value C.I.F (US\$) |                               |
|------------|--|--------------------------------|-------------------------------|----------------------------|-------------------------------|
|            |  | Bulan ini<br>Current Month     | Kumulatif<br>Cum.Jan. to date | Bulan ini<br>Current Month | Kumulatif<br>Cum.Jan. to date |
| 5402599000 | Oth yarn, single, with a twist or not>50turn/m; other; other             | 1 087                          | 21 677                        | 16 459                     | 261 502                       |
| 5402610000 | Oth yarn, multiple or cableof nylon or polyamides                        | 30 843                         | 435 791                       | 155 890                    | 2 072 077                     |
| 5402620000 | Oth yarn, multiple or cableof polyesters                                 | 347 189                        | 2 323 704                     | 899 148                    | 12 012 612                    |
| 5402691000 | Oth yarn, multiple or cableof other : polypropylene                      | 105 261                        | 1 047 744                     | 194 227                    | 2 272 287                     |
| 5402699000 | Oth yarn, multiple or cableof other : oth than polypropylene             | 94 111                         | 309 483                       | 187 258                    | 1 025 773                     |
| 5403100000 | Artificial filament yarn (not sewing)high tenacity yarn of viscose r     | 2 810                          | 52 586                        | 9 840                      | 277 739                       |
| 5403311000 | Artificial filament yarn,oth yarn,singleof viskosa twist/not <120 tur    | 0                              | 486 657                       | 0                          | 386 004                       |
| 5403319000 | Artificial filament yarn,oth yarn,singleof viskosa twist/not <120 tur    | 248 496                        | 801 895                       | 515 373                    | 2 783 433                     |
| 5403329000 | Artificial filament yarn,oth yarn,singleof viskosa twist/not >120 tur    | 43                             | 394 962                       | 374                        | 284 448                       |
| 5403339000 | Artificial filament yarn,oth yarn,singleof cellulose acetate: oth text   | 0                              | 26 964                        | 0                          | 81 027                        |
| 5403391000 | Artificial filament yarn,oth yarn,singleof other : textured yarn         | 0                              | 22 538                        | 0                          | 143 221                       |
| 5403399000 | Artificial filament yarn,oth yarn,singleof other : oth textured yarn     | 30 792                         | 164 993                       | 63 660                     | 461 158                       |
| 5403411000 | Artificialfilament yarn,oth yarn,multipleor cable: of viscose rayon;t    | 0                              | 20 960                        | 0                          | 83 776                        |
| 5403419000 | Artificialfilament yarn,oth yarn,multipleor cable: of viscose rayon; c   | 131 099                        | 747 788                       | 592 434                    | 2 463 746                     |
| 5403421000 | Artificialfilament yarn,oth yarn,multipleor cable: of celluloseacetat;t  | 0                              | 61 772                        | 0                          | 398 243                       |
| 5403429000 | Artificialfilament yarn,oth yarn,multipleor cable: of celluloseacetat; ) | 0                              | 54 861                        | 0                          | 1 256 338                     |
| 5403491000 | Artificialfilament yarn,oth yarn,multipleor cable: of other ; textured   | 584                            | 5 425                         | 12 849                     | 46 825                        |
| 5403499000 | Artificialfilament yarn,oth yarn,multipleor cable: of other ; oth text   | 9 230                          | 289 133                       | 57 376                     | 1 929 711                     |
| 5404110000 | Synth monfilament of elastomeric >=67decitex,dimension<=1mm, c           | 16 646                         | 253 798                       | 118 439                    | 1 066 281                     |
| 5404120000 | Synth monfilament oth ofpolypropylne>=67decitex,dimension<=1n            | 24 972                         | 297 395                       | 90 773                     | 1 073 739                     |
| 5404190000 | Synth monfilament other >=67decitexdimension<=1mm, width<=5              | 191 869                        | 1 773 731                     | 1 685 006                  | 13 154 459                    |
| 5404900000 | Synthetics other than filaments exceeds<1 mm, width <= 5 mm              | 71 342                         | 1 139 760                     | 294 282                    | 1 931 319                     |
| 5405000000 | Artificial monofilament >=67 decitexno cross-sect,dim>=1mm,strip         | 90                             | 183                           | 431                        | 3 745                         |
| 5406000000 | Man-made filament yarn(oth than sewingthread) put up for retail :        | 276                            | 7 702                         | 304                        | 17 465                        |
| 5407102010 | Woven fabrics of synt filament yarn fromhigh of nylon/oth : tyre fa      | 3 873                          | 64 955                        | 161 736                    | 1 144 305                     |
| 5407102090 | Woven fabrics of synt filament yarn fromhigh of nylon/oth : tyre fa      | 67 101                         | 824 269                       | 1 296 731                  | 15 315 414                    |
| 5407109010 | Woven fabrics of synt filament yarn fromhigh of nylon/oth : other        | 44 567                         | 348 878                       | 447 366                    | 2 985 666                     |
| 5407109090 | Woven fabrics of synt filament yarn fromhigh of nylon/oth : other        | 47 702                         | 969 499                       | 614 036                    | 12 164 114                    |
| 5407200000 | Woven fabrics of synt filament yarnwoven fabricsobtained from st         | 44 262                         | 981 576                       | 173 730                    | 3 170 320                     |
| 5407300000 | Woven fabrics of synt filament yarnfabrics specified in nota 9to se      | 3 323                          | 58 969                        | 84 704                     | 1 187 850                     |
| 5407411000 | Woven nylon mesh fabric of untwistedweight >=85% of flmnt of n           | 43 258                         | 593 834                       | 452 153                    | 5 468 435                     |
| 5407419000 | Oth woven nylon mesh fabric of untwistedweight >=85% of flmnt t          | 77 241                         | 6 124 687                     | 903 108                    | 27 380 394                    |
| 5407420000 | Woven fabrics of synt filament yarn fromnylon cont >85% ; dyed           | 331 855                        | 3 669 292                     | 5 174 940                  | 61 459 287                    |
| 5407430000 | Woven fabrics of synt filament yarn fromnylon cont>85%;of yarno          | 80                             | 181                           | 262                        | 1 255                         |
| 5407440000 | Woven fabrics of synt filament yarn fromnylon cont >85% ; printec        | 1 642                          | 17 770                        | 41 557                     | 520 169                       |
| 5407510000 | Woven fabrics of synt filament yarn frompolyester cont >85% ; unl        | 1 764 068                      | 13 012 857                    | 9 708 895                  | 77 107 727                    |
| 5407520000 | Woven fabrics of synt filament yarn frompolyester cont >85% ; dye        | 1 060 731                      | 13 483 076                    | 11 552 450                 | 145 319 584                   |
| 5407530000 | Woven fabrics of synt filament yarn frompolyester cont >85% : ofy;       | 11 670                         | 275 424                       | 79 021                     | 1 127 213                     |
| 5407540000 | Woven fabrics of synt filament yarn frompolyester cont >85% ; pri        | 69 433                         | 1 130 588                     | 762 747                    | 16 771 404                    |
| 5407610010 | Oth woven fabrics,cont>=85% of by weightofnontextured polyst fil         | 883 272                        | 9 637 877                     | 6 270 484                  | 70 867 719                    |
| 5407610090 | Oth woven fabrics,cont>=85% of by weightofnontextured polyst fil         | 1 201 420                      | 12 798 386                    | 6 345 101                  | 78 637 829                    |
| 5407690010 | Oth woven fabrics,cont>=85% of by weightof polyst filamnt: unble         | 365 781                        | 3 935 694                     | 3 860 646                  | 39 611 549                    |
| 5407690090 | Oth woven fabrics,cont>=85% of by weightof polyst filamnt: other         | 539 820                        | 5 319 442                     | 5 848 889                  | 56 195 522                    |
| 5407710000 | Oth woven fabrics,cont>=85% of by weightof synthet filamnt:unbl          | 380 539                        | 5 581 707                     | 1 780 663                  | 30 211 276                    |
| 5407720000 | Oth woven fabrics,cont>=85% of by weightof synthet filamnt: dyec         | 32 372                         | 635 264                       | 434 243                    | 7 321 551                     |
| 5407730000 | Oth woven fabrics,cont>=85% of by weightof synthet filamnt: of y;        | 2 000                          | 15 511                        | 22 090                     | 135 941                       |
| 5407740000 | Oth woven fabrics,cont>=85% of by weightof synthet filamnt: prin         | 47 590                         | 256 931                       | 603 162                    | 2 951 557                     |
| 5407810000 | Oth woven fabrics,cont<85% of by weightof synthet filamnt-mixed          | 21 194                         | 51 584                        | 152 686                    | 467 428                       |
| 5407820000 | Oth woven fabrics,cont<85% of by weightof synthet filamnt-mixed          | 36 870                         | 554 286                       | 741 265                    | 8 965 446                     |
| 5407830000 | Oth woven fabrics,cont<85% of by weightof synthet filamnt-mixed          | 291                            | 43 185                        | 3 402                      | 226 050                       |
| 5407840000 | Oth woven fabrics,cont<85% of by weightof synthet filamnt-mixed          | 7 693                          | 124 878                       | 164 125                    | 1 661 434                     |
| 5407910000 | Woven fabrics of synt filament yarn ofother woven fabric; unbleac        | 70 292                         | 1 431 761                     | 209 414                    | 2 977 386                     |
| 5407920000 | Woven fabrics of synt filament yarn ofother woven fabric; dyed           | 269 115                        | 1 223 066                     | 2 480 035                  | 11 621 667                    |
| 5407930000 | Woven fabrics of synt filament yarn ofother woven fabric:of yarn c       | 111                            | 20 753                        | 865                        | 145 107                       |
| 5407940000 | Woven fabrics of synt filament yarn ofother woven fabric; printed        | 3 342                          | 48 403                        | 42 450                     | 500 393                       |
| 5408100010 | Woven fabrics ofartificial filament yarnfromhigh tenacty yarnof vis      | 8 214                          | 189 214                       | 62 551                     | 1 849 463                     |
| 5408100090 | Woven fabrics ofartificial filament yarnfrom high tenacity yarn of \     | 118 230                        | 1 402 657                     | 1 172 003                  | 12 136 140                    |
| 5408210000 | Woven fabrics ofartificial filament yarncont >85% weight : umblea        | 24 282                         | 291 644                       | 244 631                    | 3 820 963                     |
| 5408220000 | Woven fabrics ofartificial filament yarncont >85% weight or strip/t      | 11 166                         | 342 338                       | 160 052                    | 3 701 967                     |
| 5408230000 | Woven fabrics ofartificial filament yarncont >85% weight:of yarn c       | 0                              | 11 583                        | 0                          | 144 337                       |
| 5408240000 | Woven fabrics ofartificial filament yarncont >85% weight or strip/t      | 10 985                         | 166 205                       | 116 132                    | 1 980 220                     |
| 5408310000 | Woven fabrics ofartificial filament yarnnoth woven fabric: unbleach      | 0                              | 80                            | 0                          | 3 774                         |
| 5408320000 | Woven fabrics ofartificial filament yarnnoth woven fabric: dyed          | 1 009                          | 32 920                        | 16 859                     | 467 387                       |
| 5408330000 | Woven fabrics ofartificial filament yarnnoth woven fabric:of yarn of     | 307                            | 2 262                         | 6 069                      | 48 705                        |
| 5408340000 | Woven fabrics ofartificial filament yarnnoth woven fabric: printed       | 0                              | 4 179                         | 0                          | 103 925                       |
| 5501100000 | Synthetic filament towof nylon or other polyamides                       | 65 727                         | 725 503                       | 2 154 527                  | 10 938 797                    |
| 5501200000 | Synthetic filament towof polyesters                                      | 202 343                        | 1 610 374                     | 1 827 347                  | 15 930 707                    |
| 5501300000 | Synthetic filament towof acrylic or modacrylic                           | 2 011 260                      | 29 518 534                    | 5 443 257                  | 80 317 924                    |
| 5501400000 | Synthetic filament towof polypropylene                                   | 2 503                          | 200 728                       | 5 343                      | 514 729                       |
| 5501900000 | Synthetic filament towOther  | 55 225                         | 776 348                       | 177 461                    | 2 324 090                     |
| 5502000000 | Artificial filament tow  | 3 558 223                      | 37 716 215                    | 21 392 461                 | 226 762 827                   |



**I.3. IMPOR MENURUT KOMODITI / IMPORT BY HS COMMODITY**  
**\*\*\* NOVEMBER/NOVEMBER 2013 \*\*\***

| HS         | Uraian Komoditi<br>Commodity Description                              | Berat Bersih / Net Weight (Kg) |                               | Nilai / Value C.I.F (US\$) |                               |
|------------|---|--------------------------------|-------------------------------|----------------------------|-------------------------------|
|            |   | Bulan ini<br>Current Month     | Kumulatif<br>Cum.Jan. to date | Bulan ini<br>Current Month | Kumulatif<br>Cum.Jan. to date |
| 5503110000 | Synthetic staple fibres of nylon or othrpolyamides of aramids         | 20 049                         | 1 005 489                     | 294 507                    | 2 403 031                     |
| 5503190000 | Synthetic staple fibres of nylon or othrpolyamides of oth than arar   | 24 199                         | 981 026                       | 118 774                    | 5 883 093                     |
| 5503200000 | Synthetic staple fibres of polyesters                                 | 11 926 779                     | 121 145 902                   | 19 451 058                 | 196 421 708                   |
| 5503300000 | Synthetic staple fibres of acrylic ormodacrylic                       | 1 455 178                      | 19 389 182                    | 3 818 136                  | 53 898 731                    |
| 5503400000 | Synthetic staple fibres of polypropylene                              | 476 088                        | 3 503 656                     | 1 161 940                  | 8 698 740                     |
| 5503900010 | Synthetic staple fibres of other :of viscose rayon                    | 313 612                        | 1 187 293                     | 933 792                    | 3 631 166                     |
| 5503900090 | Synthetic staple fibres of other :other than viscose rayon            | 295 230                        | 1 698 384                     | 1 294 872                  | 7 310 651                     |
| 5504100000 | Artificial staplefibres notcarded,combedothwise procss for spin:of    | 3 018 369                      | 62 020 988                    | 6 333 897                  | 130 666 694                   |
| 5504900000 | Artificial staplefibres notcarded,combedothwise procssfor spin: oth   | 110 693                        | 2 388 501                     | 287 342                    | 9 601 930                     |
| 5505100000 | Waste of man-made fibresof synthetic fibres                           | 58 168                         | 369 024                       | 65 150                     | 339 890                       |
| 5505200000 | Waste of man-made fibresof artificial fibres                          | 0                              | 1 477 029                     | 0                          | 389 109                       |
| 5506100000 | Synth staple fibres carded,combad orothwise prcs forspin:of nylon     | 52 814                         | 399 380                       | 591 581                    | 3 185 362                     |
| 5506200000 | Synth staple fibres carded,combad orothwise procesfor spin:of pol     | 193 278                        | 2 858 562                     | 2 637 400                  | 25 839 959                    |
| 5506300000 | Synth staple fibres carded,combad orothwise procesforspin:acrylic     | 81 949                         | 1 030 119                     | 275 083                    | 3 506 726                     |
| 5506900000 | Synth staple fibres carded,combad orotherwise process for spinn :     | 23 451                         | 187 530                       | 215 722                    | 2 061 119                     |
| 5507000000 | Artificial staple fibres, carded, combedothrwise processed for spin   | 0                              | 515                           | 0                          | 6 297                         |
| 5508101000 | Sewing thread of man-made staple fibreswether for sale or no:of s     | 84 151                         | 874 175                       | 320 203                    | 3 378 724                     |
| 5508109000 | Sewing thread of man-made staple fibreswether for sale or no: oth     | 502 701                        | 4 788 387                     | 1 029 233                  | 12 207 512                    |
| 5508201000 | Sewing thread of man-made staple fibreswether forsale or no:of a      | 1 953                          | 11 481                        | 28 593                     | 122 316                       |
| 5508209000 | Sewing thread of man-made staple fibreswether forsale or no: oth      | 2 276                          | 110 363                       | 29 087                     | 669 143                       |
| 5509110000 | Single yarn cont >=85% by weight ofstaple fibres of nylon/oth poly    | 9 526                          | 64 668                        | 90 181                     | 1 116 449                     |
| 5509120000 | Multiple/cabled yarn cont>=85% byby weight ofstaple fibre ofnylon     | 1 472                          | 73 355                        | 19 195                     | 456 386                       |
| 5509210000 | Single yarn cont >=85% by weight ofpolyester staple fibres            | 422 729                        | 7 156 709                     | 793 749                    | 13 515 557                    |
| 5509220000 | Multiple (folded)/cabled yarn cont.>=85%of polyester staple fibres    | 135 835                        | 2 162 846                     | 507 009                    | 6 495 917                     |
| 5509310000 | Single yarn cont >=85% by weight ofacrylic/modacrylic staple fibre    | 0                              | 883 364                       | 0                          | 1 393 781                     |
| 5509320000 | Multiple/cabled yarn cont>=85% by weightof acrylic/modacrylic st      | 1 864                          | 122 220                       | 38 694                     | 770 923                       |
| 5509410000 | Single yarn cont >=85% by weightof synthetic staple fibres            | 5 364                          | 48 005                        | 125 862                    | 1 161 356                     |
| 5509420000 | Multiple (folded)/cabled yarn cont.>=85%of synthetic staple fibres    | 35 924                         | 216 784                       | 158 731                    | 1 633 060                     |
| 5509510000 | Oth yarn of polyester staple fibresmixed mainly with artificial stapl | 24 459                         | 614 078                       | 116 763                    | 1 389 232                     |
| 5509529000 | Oth yarn of polyster staple fbres,othermixed mainly/solely wth wc     | 1 957                          | 19 146                        | 8 355                      | 184 480                       |
| 5509530000 | Oth yarn of polyester staple fibresmixed mainly/solely with cotton    | 119 437                        | 2 592 529                     | 401 095                    | 8 659 952                     |
| 5509590000 | Oth yarn of polyester staple fibresother                              | 738                            | 155 083                       | 2 932                      | 553 514                       |
| 5509610000 | Oth yarn ofacrylic/modacrylic staple fbrmixed mainly/solely wth w     | 25                             | 100 334                       | 370                        | 871 680                       |
| 5509620000 | Oth yarn ofacrylic/modacrylic staple fbrmixed mainly/solely with c    | 0                              | 108 496                       | 0                          | 346 409                       |
| 5509690000 | Oth yarn ofacrylic/modacrylic staple fbrother                         | 25 978                         | 303 748                       | 240 814                    | 2 410 926                     |
| 5509920000 | Other yarn mixed mainly/solelywith cotton                             | 620                            | 1 143                         | 8 088                      | 13 246                        |
| 5509990000 | Other yarn mixed other thanwool/ fine animal hair & cotton            | 2 000                          | 11 970                        | 8 000                      | 55 492                        |
| 5510110000 | Single yarn cont >=85% by weightof artificial staple fibres           | 12 702                         | 8 175 593                     | 54 796                     | 17 097 252                    |
| 5510120000 | Multiple/cabled yarn cont.>=85%by weight/artificial staple fibres     | 104                            | 38 229                        | 996                        | 304 406                       |
| 5510200000 | Oth yarn, mixed mainly/solely withcont>=85% of weight of artificl     | 0                              | 5 115                         | 0                          | 55 372                        |
| 5510300000 | Other yarn, mixed mainly/solely cont>=85% of weight with cotton       | 141 069                        | 1 366 396                     | 587 428                    | 5 437 110                     |
| 5510900000 | Other yarn of artificial staple fibrescont>=85% of weight             | 7 829                          | 475 829                       | 94 050                     | 3 447 378                     |
| 5511101000 | Yarn of synthtic staple fibres,cont>=85%weight of such fbrs knitting  | 10 347                         | 195 811                       | 93 012                     | 1 447 263                     |
| 5511109000 | Yarn of synthtic staple fibres,cont>=85%weight of such fibres : oth   | 52 072                         | 343 816                       | 87 211                     | 1 168 357                     |
| 5511201000 | Yarn of synthtic staple fibres,cont <85%weight of such fbrs knitting  | 664                            | 1 125                         | 834                        | 1 580                         |
| 5511209000 | Yarn of synthtic staple fibres,cont <85%weight of such fibres : othe  | 33                             | 528                           | 510                        | 24 419                        |
| 5511300000 | Yarn of artificial staple fibresput up for retail sale                | 2 779                          | 24 998                        | 62 471                     | 455 362                       |
| 5512110000 | Woven fabrics of synthetic staple fibrecont>85% wight of polyeste     | 16 838                         | 471 212                       | 79 548                     | 2 801 051                     |
| 5512190000 | Woven fabrics of synthetic staple fibrecont>85% wight of polyeste     | 205 817                        | 2 443 175                     | 2 000 148                  | 21 763 137                    |
| 5512210000 | Woven fabrics of synthetic staple fibrecont>85%wightof acrylic/m      | 161                            | 169 959                       | 2 089                      | 1 448 067                     |
| 5512290000 | Woven fabrics of synthetic staple fibrecont>85%wightof acrylic/m      | 86 467                         | 1 537 038                     | 927 538                    | 12 976 150                    |
| 5512910000 | Woven fabrics of synthetic staple fibrecont>85%weight of oth : un     | 0                              | 9 054                         | 0                          | 95 040                        |
| 5512990000 | Woven fabrics of synthetic staple fibrecont>85%weight of oth th p     | 13 206                         | 72 049                        | 465 911                    | 2 173 811                     |
| 5513110000 | Wovn fbrcs of plyster stple fibre bleacheplain weave <=85% mix w/     | 186 581                        | 2 385 177                     | 1 860 546                  | 25 820 250                    |
| 5513120000 | 3-thread /4-thread twill, incl twill polstaple fibres <=85% w/cotton  | 316                            | 95 293                        | 2 631                      | 1 486 595                     |
| 5513130000 | Oth woven fbrcs of polyester stple fbr<=85% mixed wght <170 g/n       | 529 692                        | 6 589 725                     | 5 395 928                  | 65 368 243                    |
| 5513190000 | Oth woven fabrics <85% mixed cottonweight <170 g/m of cotton          | 41 362                         | 206 169                       | 386 803                    | 2 181 681                     |
| 5513210000 | Dyed woven fabrics of polyester staplefibres, plain weave<85% of      | 731 957                        | 6 283 060                     | 2 375 398                  | 26 543 926                    |
| 5513230000 | Oth dyed woven fabric ofpolyester staplefibres <85%, cotton<170       | 3 882                          | 35 613                        | 36 759                     | 334 878                       |
| 5513290000 | Oth woven fabrics <85% such fibres, mixed cotton <170 g/m dyed        | 263 074                        | 2 643 656                     | 2 857 698                  | 29 085 821                    |
| 5513310000 | Woven fabrics of yarn of diff color of polyester stpe fbrs,plain wea  | 61 010                         | 614 939                       | 392 298                    | 3 833 893                     |
| 5513390000 | Oth woven fabrics<85% of such fibresweight <170 g/m of cotton: c      | 8 409                          | 297 463                       | 92 419                     | 3 436 992                     |
| 5513410000 | Printed polyester staple fibres, plainweave <85% of fbr, cotton<17    | 503 172                        | 5 839 428                     | 1 517 072                  | 10 951 782                    |
| 5513490000 | Other woven fabrics<85% of fibresweight <170 g/m of cotton            | 356                            | 8 515                         | 3 980                      | 106 921                       |
| 5514110000 | Woven fbrcs of polyester staple fibresplain weave <=85%,cotton >      | 72 235                         | 346 858                       | 362 010                    | 1 783 077                     |
| 5514120000 | 3-thread/4-thread twill, incl twill ofpolyester stpl fbrs<85%, cotton | 0                              | 1 706                         | 0                          | 31 282                        |
| 5514190000 | Other woven fabrics<85% of fibresmixed weight >170g/m of cotto        | 236 479                        | 2 949 433                     | 2 359 304                  | 26 815 041                    |
| 5514210000 | Dyed polyester staple fbrs, plain weavestaple fbrs<85%, cotton >1     | 950                            | 44 398                        | 11 471                     | 407 597                       |
| 5514220000 | Woven fabric of synt: dyed<85% with ctto3-thread/4-thread twill,i     | 21 255                         | 117 036                       | 310 398                    | 1 514 870                     |
| 5514230000 | Woven fabric of synt: dyed<85% with cttdyed; oth woven fbr pol        | 336 956                        | 2 642 523                     | 624 628                    | 5 879 967                     |
| 5514290000 | Other woven fabrics<85% of fibres mixedweight >170g/m of cotto        | 361 243                        | 3 525 063                     | 612 191                    | 8 426 504                     |

**I.3. IMPOR MENURUT KOMODITI / IMPORT BY HS COMMODITY**  
**\*\*\* NOVEMBER/NOVEMBER 2013 \*\*\***

| HS         | Uraian Komoditi<br>Commodity Description                             | Berat Bersih / Net Weight (Kg) |                               | Nilai / Value C.I.F (US\$) |                               |
|------------|--|--------------------------------|-------------------------------|----------------------------|-------------------------------|
|            |  | Bulan ini<br>Current Month     | Kumulatif<br>Cum.Jan. to date | Bulan ini<br>Current Month | Kumulatif<br>Cum.Jan. to date |
| 5514300000 | Woven fabrics of synth stple fibre <85%, cotton >170 g/m, diff colk  | 24 781                         | 268 239                       | 43 766                     | 483 490                       |
| 5514410000 | Printed polyester staple fibres, plainweave <85% of fbr, cotton >1;  | 97 184                         | 456 957                       | 963 203                    | 4 687 039                     |
| 5514420000 | Prnt 3-thread/4-thread twill,incl twlpolyester stple fbr<85%, cottoi | 9 737                          | 215 848                       | 74 513                     | 1 710 202                     |
| 5514430000 | Oth printd woven fabrics of polyesterstpl fbr <85%, cotton >170 g/   | 7 351                          | 557 891                       | 128 795                    | 4 693 678                     |
| 5514490000 | Oth printed woven fabrics<85% suchfibres, weight >170 g/m of co      | 2 654                          | 46 259                        | 26 188                     | 758 387                       |
| 5515110000 | Oth wvn fabrcs of synth stple fbrs ofpolyester stpl fbr mixed viscos | 246 331                        | 4 473 072                     | 2 351 402                  | 45 379 457                    |
| 5515120000 | Oth wvn fabrcs of synth stple fbrs ofpolyester stpl fbr mixed w/m-i  | 29 969                         | 605 788                       | 175 540                    | 1 846 379                     |
| 5515130000 | Oth wvn fabrcs of synth stple fbrs ofpolyester stpl fbr mix w/wool/a | 18 696                         | 207 409                       | 302 829                    | 3 571 142                     |
| 5515190000 | Other woven fabrics of synth stple fbrof other polyester staple fibr | 58 183                         | 722 601                       | 467 169                    | 10 923 547                    |
| 5515210000 | Oth wvn fabrcs of acrylic/modacrylicmixed/solely with man-made fi    | 0                              | 9 147                         | 0                          | 96 715                        |
| 5515220000 | Oth wvn fabrcs of acrylic/modacrylicmixed/solely w/wool/fine anm     | 15                             | 114 719                       | 330                        | 1 502 495                     |
| 5515290000 | Oth wvn fabrcs of acrylic/modacrylicmix w/other than man-made fi     | 3 869                          | 26 494                        | 7 785                      | 54 171                        |
| 5515910000 | Oth woven fabrics mixed mainly/solelyman-made filaments              | 2 318                          | 26 457                        | 94 574                     | 620 923                       |
| 5515991000 | Oth woven fabrics mixed mainly/solelyw/wool/fine anml hair           | 593                            | 871                           | 11 618                     | 14 081                        |
| 5515999000 | Oth woven fabrics mixed mainly/solelywith other than man-made        | 9 907                          | 91 172                        | 121 259                    | 1 250 317                     |
| 5516110000 | Unbleached/bleached woven fabrics ofartificial staple fibre;weight   | 132 952                        | 1 088 599                     | 831 284                    | 7 336 820                     |
| 5516120000 | Dyed woven fabrcs of artificial staplefibre; weight>=85%             | 131 090                        | 510 818                       | 1 744 642                  | 8 321 985                     |
| 5516130000 | Woven fabrics of yarns of diff colorweight>=85% of artificial staple | 926                            | 1 785                         | 18 875                     | 29 002                        |
| 5516240000 | Printed woven fabrics; wght>=85% ofartificial staple fibres          | 33 796                         | 390 933                       | 484 391                    | 6 596 631                     |
| 5516210000 | Un/bleached woven fabrics of artificialstaple fibre mix m-m-f;weig   | 0                              | 8 755                         | 0                          | 211 873                       |
| 5516220000 | Dyed woven fabrics of artificial staplefibre mix m-m-f;weight<85%    | 7 445                          | 249 249                       | 198 259                    | 3 596 727                     |
| 5516230000 | Woven fabrics of yarn of diff colorartfical stple fbr mix m-m-f;wegt | 0                              | 2 286                         | 0                          | 49 973                        |
| 5516240000 | Printed woven fabrics of artifcl staplefibre mixed with m-m-f;weig   | 3 500                          | 26 354                        | 111 200                    | 676 173                       |
| 5516310000 | Un/bleached woven fabrics of artificialstaple fibre mixed w/wool;v   | 320                            | 322                           | 3 019                      | 3 021                         |
| 5516320000 | Dyed woven fabrics of artificial staplefibre mixed with wool;weigh   | 0                              | 7 536                         | 0                          | 82 608                        |
| 5516330000 | Woven fbrc of yarn of diff color staplefibre mixed with wool;weigh   | 0                              | 783                           | 0                          | 17 578                        |
| 5516340000 | Printed woven fabrics of staple fibremixed with wool;weight<85%      | 0                              | 50                            | 0                          | 2 440                         |
| 5516410000 | Un/bleached woven fabrics of artificialstaple fibre mixed cotton;w   | 999                            | 10 695                        | 12 211                     | 118 198                       |
| 5516420000 | Dyed woven fabrics of artificial staplefibre mixed with cotton;weig  | 1 041                          | 8 953                         | 18 039                     | 149 734                       |
| 5516430000 | Woven fabrics of yarn of diff colorsmixed with cotton;weight<85%     | 6 467                          | 15 477                        | 116 468                    | 230 257                       |
| 5516440000 | Printed woven fabrcs of artifcl staplefibre mixed with cotton;weigh  | 134                            | 184                           | 3 051                      | 4 166                         |
| 5516910000 | Other un/bleached woven fabrics ofstaple fbr                         | 402                            | 13 942                        | 2 408                      | 162 681                       |
| 5516920000 | Other woven fabrics of artificial staplefibre,un/bleached            | 2 691                          | 73 405                        | 80 938                     | 904 639                       |
| 5516930000 | Other woven fabrics of artificial staplefibre,dyed                   | 1 028                          | 10 573                        | 3 537                      | 57 733                        |
| 5516940000 | Other woven fabrics of artificial staplefibre,of yarn diff colours   | 242 137                        | 1 438 056                     | 2 917 378                  | 17 668 282                    |
| 5601210000 | Wadding of cotton,length<=5mm  | 21 096                         | 151 005                       | 213 570                    | 1 979 987                     |
| 5601220010 | Wadding of cotton m-m-f of wrappedcigarette tow,length<=5mm          | 37 986                         | 453 311                       | 661 926                    | 3 097 307                     |
| 5601220090 | Wadding of cotton m-m-f of oth wrappedcigarette tow,length<=5r       | 42 939                         | 169 165                       | 367 415                    | 2 029 381                     |
| 5601290000 | Wrapped of other than cotton man-madefibres                          | 25 938                         | 454 812                       | 49 861                     | 7 340 628                     |
| 5601301000 | Polyamide fibre flock of wadding,length<=5mm                         | 3 813                          | 43 689                        | 37 601                     | 279 556                       |
| 5601302000 | Polypropylene fibre flock,length<=5mm                                | 0                              | 2 146                         | 0                          | 9 892                         |
| 5601309000 | Textile flock & dust mill neps oth thanpolyamide fibre flock;length  | 18 525                         | 117 994                       | 148 937                    | 811 047                       |
| 5602100000 | Needleloom felt & stitch-bonded fibrecovered/laminated.              | 26 479                         | 435 101                       | 137 367                    | 2 572 776                     |
| 5602210000 | Oth felt of wool/fine animal hair,notimpregnated,coated,covered      | 11 379                         | 58 766                        | 173 213                    | 737 850                       |
| 5602290000 | Oth felt of oth textile materials,notimpregnated,coated,covered      | 16 714                         | 79 370                        | 183 122                    | 1 085 858                     |
| 5602900000 | Felt, oth thn needleloom&oth felt notimpregnated, coated, covere     | 32 079                         | 680 925                       | 393 409                    | 7 513 001                     |
| 5603110000 | Non woven of man-made filament, notimprgnatd,cvred/lminate           | 1 188 204                      | 16 988 866                    | 3 917 279                  | 54 375 484                    |
| 5603120000 | Non woven of m-m-f, not imprgnated,covred/lminated; 25g/m<w          | 1 257 763                      | 10 033 813                    | 4 127 503                  | 44 386 648                    |
| 5603130000 | Non woven of m-m-f, not imprgnated,covred/lminated; 70g/m<w          | 415 165                        | 5 534 976                     | 1 498 646                  | 19 761 327                    |
| 5603140000 | Non woven of m-m-f, not imprgnated,covered/laminated; weight>        | 1 327 788                      | 7 421 172                     | 5 017 604                  | 39 721 376                    |
| 5603910000 | Non woven of oth m-m-f, weight<=25g/m2                               | 280 104                        | 3 457 665                     | 911 924                    | 11 644 663                    |
| 5603920000 | Non woven of oth m-m-f,25g/m2<weighing=<70g/m2                       | 708 013                        | 6 818 641                     | 3 607 389                  | 30 157 177                    |
| 5603930000 | Non woven of oth m-m-f,70g/m2< weighing=<150g/m2                     | 109 982                        | 889 333                       | 1 268 922                  | 7 216 636                     |
| 5603940000 | Non woven of oth m-m-f,weight=<150g/m2                               | 436 979                        | 4 786 022                     | 2 003 549                  | 27 081 395                    |
| 5604100000 | Rubber thread & cord, textile covered &the like head 5404/5405       | 64 424                         | 512 784                       | 801 248                    | 8 998 681                     |
| 5604901000 | Imitation catgut,of silk yarn  | 1 631                          | 26 833                        | 27 792                     | 409 126                       |
| 5604902000 | Rubber impregnated textile thread yarn                               | 1 538                          | 63 676                        | 17 096                     | 151 541                       |
| 5604903000 | High tenacity yarn of polyester,of nylon/oth polyamides/of viscose   | 705                            | 40 987                        | 16 023                     | 314 665                       |
| 5604909000 | Oth thn rubber thread&cord, textilecoverd&the like head 5404/54      | 34 087                         | 376 525                       | 470 565                    | 5 213 542                     |
| 5605000000 | Metallised yarn,whether/not gimped,being textl yarn/strip like he:   | 6 414                          | 157 701                       | 36 158                     | 775 018                       |
| 5606000000 | Gimped yarn,&strip&like of head 5404/5405,gimped,chenille yarn       | 143 632                        | 1 233 864                     | 330 153                    | 3 158 483                     |
| 5607210000 | Binder/baler twine of sisal/oth textilefbrs of genus agave           | 27 507                         | 96 334                        | 51 187                     | 192 447                       |
| 5607290000 | Oth binder/baler twine of sisal/othtextile fbrs of genus agave       | 33 861                         | 829 611                       | 239 010                    | 3 793 667                     |
| 5607410000 | Binder/baler twine of polyethylene/polypropylene                     | 4 332                          | 25 295                        | 8 791                      | 177 120                       |
| 5607490000 | Oth binder/baler twine of polyethylene/polypropylene                 | 980 180                        | 11 974 481                    | 1 509 744                  | 18 620 263                    |
| 5607501000 | V-belt cord of man-made fibres treatedresorcinol formaldehyde>=      | 14 192                         | 160 173                       | 223 575                    | 2 600 796                     |
| 5607509000 | Oth v-belt cord of m-m-fibrs treatedresorcinol formaldehyde>=10      | 64 852                         | 964 579                       | 364 521                    | 5 374 263                     |
| 5607901000 | Twine,cordage,ropes&cables of artificialfibres                       | 27 594                         | 110 728                       | 258 866                    | 1 269 023                     |
| 5607902000 | Twine,cordage,ropes&cables of abaca/othhard fibres                   | 0                              | 1 233                         | 0                          | 12 003                        |
| 5607903000 | Twine,cordage,ropes&cables of jute/othtextile bast fibr head 530     | 0                              | 299 618                       | 0                          | 223 555                       |
| 5607909000 | Oth twine,cordage,ropes&cables                                       | 97 093                         | 894 079                       | 722 867                    | 5 294 274                     |

**I.3. IMPOR MENURUT KOMODITI / IMPORT BY HS COMMODITY**  
**\*\*\* NOVEMBER/NOVEMBER 2013 \*\*\***

| HS         | Uraian Komoditi<br>Commodity Description                              | Berat Bersih / Net Weight (Kg) |                               | Nilai / Value C.I.F (US\$) |                               |
|------------|---|--------------------------------|-------------------------------|----------------------------|-------------------------------|
|            |   | Bulan ini<br>Current Month     | Kumulatif<br>Cum.Jan. to date | Bulan ini<br>Current Month | Kumulatif<br>Cum.Jan. to date |
| 5608110000 | Made up fishing net of man-made textilematerials                      | 375 743                        | 4 693 432                     | 820 174                    | 7 003 244                     |
| 5608192000 | Net bags of man-made textile material                                 | 5 073                          | 49 538                        | 23 931                     | 231 973                       |
| 5608199000 | Oth net bags of man-made textilematerials                             | 54 833                         | 650 712                       | 212 044                    | 1 886 894                     |
| 5608901000 | Net bags of oth man-made textilematerials                             | 2 014                          | 41 207                        | 11 860                     | 128 732                       |
| 5608909000 | Oth net bags of oth man-made textilematerials                         | 89 774                         | 1 138 976                     | 377 522                    | 4 013 914                     |
| 5609000000 | Articles of yarn,strip/the like of head5404/5405,twine, cordage,rop   | 150 937                        | 1 903 509                     | 883 393                    | 9 673 348                     |
| 5701101000 | Prayer rugs of carpet of wool/fineanimal hair                         | 0                              | 230                           | 0                          | 7 000                         |
| 5701109000 | Oth prayer rugs of carpet of wool/fineanimal hair                     | 13                             | 3 003                         | 1 036                      | 21 753                        |
| 5701901100 | Prayer rugs of carpet of cotton                                       | 9 251                          | 28 072                        | 67 031                     | 221 501                       |
| 5701901900 | Oth prayer rugs of carpet of cotton                                   | 0                              | 98                            | 0                          | 1 011                         |
| 5701909100 | Prayer rugs of carpet oth than wool/cotton                            | 0                              | 12                            | 0                          | 327                           |
| 5701909900 | Oth prayer rugs of carpet oth than wool/cotton                        | 1                              | 1 056                         | 5                          | 3 150                         |
| 5702100000 | Kelem,schumacks,karamanie&smlar hand-woven rugs, not tufted/          | 0                              | 153                           | 0                          | 5 187                         |
| 5702200000 | Floor covering of coconut fibres (coir)not tufted/flocked             | 19 681                         | 36 694                        | 40 495                     | 108 499                       |
| 5702310000 | Floor cov of pile construct of wool/fineanimal hair,not made up, no   | 1 511                          | 54 779                        | 3 695                      | 482 401                       |
| 5702320000 | Floor cov of pile construct of man-madetxt mat, not made up,not       | 0                              | 14 388                        | 0                          | 50 252                        |
| 5702391000 | Floor cov of pile construct of cottonnot made up, not tufted/flocke   | 0                              | 5 014                         | 0                          | 10 811                        |
| 5702399000 | Floor cov of pile construct of othtextile materials, not made up,no   | 0                              | 2 761                         | 0                          | 26 345                        |
| 5702411000 | Prayer rugs of floor cov of pileconstruct,made up of wool/fine anml   | 0                              | 162                           | 0                          | 592                           |
| 5702419000 | Oth prayer rugs of floor cov of pileconstruct,made up of wool/fine a  | 9                              | 9 460                         | 283                        | 77 299                        |
| 5702421000 | Prayer rugs of floor cov of pileconstruct,made up of man-made text    | 3 423                          | 979 897                       | 5 556                      | 1 988 206                     |
| 5702429000 | Oth prayer rugs of floor cov of pileconstruct,made up of man-made     | 75 008                         | 453 565                       | 194 947                    | 1 173 095                     |
| 5702491100 | Prayer rugs of floor cov of cotton ofpile construct,made up           | 14 948                         | 14 948                        | 26 520                     | 26 520                        |
| 5702491900 | Oth prayer rugs of floor cov of cottonof pile construct,made up       | 263                            | 3 879                         | 3 836                      | 39 676                        |
| 5702499000 | Oth floor cov of pile construct,made up,of oth textile material       | 41                             | 232                           | 1 003                      | 6 933                         |
| 5702509000 | Oth floor cov of oth textile materialnot of pile construct,not made   | 0                              | 5 003                         | 0                          | 8 238                         |
| 5702919000 | Oth floor cov not prayer rug not of pileconstruct made up of wool/f   | 0                              | 378                           | 0                          | 22 175                        |
| 5702921000 | Prayer rugs not of pile construct made upof man-made textl matrIs     | 0                              | 381 951                       | 0                          | 549 448                       |
| 5702929000 | Oth floor cov not prayer rug not of pileconstruct,md up,of man-mac    | 0                              | 450 041                       | 0                          | 403 541                       |
| 5702991100 | Prayer rugs not of pile construct made upof cotton,of oth textile ma  | 0                              | 4 124                         | 0                          | 5 369                         |
| 5702991900 | Oth floor cov not prayer rug not of pileconstruct,md up,of cotton,ot  | 0                              | 130 948                       | 0                          | 99 275                        |
| 5702992000 | Oth flr cov.not of pile cnstrct,made upof jute fibres,oth textile mat | 4                              | 22                            | 113                        | 668                           |
| 5702999000 | Oth flr cov.not of pile cnstrct,made upoth thn cttn&jute fibres,oth   | 16                             | 370                           | 481                        | 4 877                         |
| 5703109000 | Carpet&oth txtl flr cov.,tufted, whthr/not made up,of wool/fine ar    | 2 856                          | 43 837                        | 5 485                      | 108 365                       |
| 5703209000 | Carpet&oth txtl flr cov,tufted,not prayrug,not made up,of nyln/otf    | 149 771                        | 2 242 635                     | 504 601                    | 8 587 653                     |
| 5703301000 | Prayer rugs of cotton, whthr/notmade up,of oth man-md-txtl mtrl:      | 0                              | 104 010                       | 0                          | 199 057                       |
| 5703309000 | Carpet&oth txtl flr cov,tufted,not prayrug,of cttn not made up,of c   | 459 785                        | 3 590 203                     | 1 090 353                  | 8 248 084                     |
| 5703901900 | Carpet&oth txtl flr cov.,tufted, whthr/not made up,of cotton,oth t    | 8 826                          | 101 045                       | 55 772                     | 509 885                       |
| 5703909100 | Floor mats, whthr/not made up,not cttn&jute fbr,oth txtl mtrl         | 62 524                         | 471 585                       | 422 577                    | 3 386 838                     |
| 5703909900 | Carpet&oth txtl flr cov.,tufted, whthr/nt md up,not cttn&jute fbr,c   | 57                             | 253 336                       | 4 168                      | 1 044 372                     |
| 5704900000 | Oth textile tiles, having a surface <=0,3m,felt,no tufted/flocked,ma  | 288 562                        | 4 164 627                     | 380 897                    | 5 361 586                     |
| 5705001100 | Prayer rugs of cotton, whthr/not made up                              | 0                              | 239                           | 0                          | 5 838                         |
| 5705001900 | Oth carpet&oth txtl flr cov,oth prayrug of cotton,whthr/not made      | 0                              | 2 935                         | 0                          | 26 855                        |
| 5705002100 | Non woven floor covering of jute fibrs,whthr/not made up              | 0                              | 78                            | 0                          | 1 941                         |
| 5705002900 | Oth carpet&oth txtl flr cov,oth Non wovnfloor covrng of jute fibrs,v  | 22                             | 1 175                         | 254                        | 4 937                         |
| 5705009100 | Prayer rugs of oth thn cotton&jutefibres,whthr/not made up            | 0                              | 239 141                       | 0                          | 246 115                       |
| 5705009200 | Non woven floor covering of oth cotton&jute fibres,whthr/not ma       | 16 780                         | 106 887                       | 153 567                    | 888 530                       |
| 5705009900 | Oth carpet&oth txtl flr cov,oth pray rugof oth cotton&jute fibres,v   | 79 572                         | 1 025 844                     | 102 589                    | 1 217 174                     |
| 5801101000 | Woven pile&chenille fabrics of wool/fine anml hair, imprgntd,coa      | 0                              | 7 222                         | 0                          | 78 237                        |
| 5801109000 | Woven pile&chenille fabrics of wool/fine anml hair,not imprgntd       | 0                              | 77 924                        | 0                          | 492 991                       |
| 5801211000 | Uncut weft pile fbrcs of cotton,imprgntd,coatd,coverd oth thn of h    | 0                              | 43                            | 0                          | 459                           |
| 5801219000 | Uncut weft pile fbrcs of cotton,notimprgntd,coverd oth thn of hea     | 613                            | 29 309                        | 9 336                      | 355 551                       |
| 5801221000 | Cut corduroy of cotton,imprgntd,coatd,coverd oth than of head 5E      | 0                              | 51 064                        | 0                          | 321 335                       |
| 5801229000 | Cut corduroy of cotton,not imprgntd,coatd,coverd oth than of hea      | 3 447                          | 256 620                       | 43 921                     | 3 054 681                     |
| 5801231000 | Oth weft pile fbrcs of cotton,imprgntd,coatd,coverd oth thn of hea    | 0                              | 194                           | 0                          | 603                           |
| 5801239000 | Oth weft pile fbrcs of cotton,notimprgntd,coverd oth thn of head 5    | 0                              | 4 114                         | 0                          | 7 320                         |
| 5801269000 | Chenille fabrics of cotton,not imprgntd,coatd,coverd oth than of h    | 0                              | 453                           | 0                          | 10 964                        |
| 5801271000 | Warp pile fabrics of cotton,imprgntd,coatd,coverd oth than of hea     | 0                              | 23                            | 0                          | 623                           |
| 5801279000 | Warp pile fbrcs of cotton,not imprgntd,coatd,coverd oth than of h     | 12 008                         | 32 602                        | 230 789                    | 634 066                       |
| 5801319000 | Uncut weft pile fbrcs of man-made fbrs,not imprgntd,oth thn of he     | 3 375                          | 10 370                        | 26 532                     | 106 733                       |
| 5801321000 | Cut corduroy of man-made fibres ,imprgntd,oth thn of head 5802/       | 55 814                         | 193 973                       | 713 958                    | 2 700 748                     |
| 5801329000 | Cut corduroy of man-made fibres ,notimprgntd,oth thn of head 58       | 0                              | 551                           | 0                          | 11 790                        |
| 5801339000 | Oth weft pile fabrics of man-made fbrs,not imprgntd,oth thn of he     | 0                              | 1 257                         | 0                          | 29 649                        |
| 5801361000 | Chenille fabrics of man-made fribres,imprgntd,oth thn of head 58C     | 0                              | 33 096                        | 0                          | 114 486                       |
| 5801369000 | Chenille fabrics of man-made fribres,not imprgntd,oth thn of head     | 7 498                          | 99 569                        | 41 004                     | 384 198                       |
| 5801371000 | Warp pile fbrcs of man-made fribres,imprgntd,oth thn of head 58C      | 919                            | 5 585                         | 8 369                      | 57 678                        |
| 5801379000 | Warp pile fbrcs of man-made fribres,not imprgntd,oth thn of head      | 3 232                          | 60 956                        | 36 730                     | 539 014                       |
| 5801901100 | Othr carpet & text floor covrng of silk,imprgntd,oth thn of head 58   | 0                              | 4                             | 0                          | 290                           |
| 5801901900 | Othr carpet & text floor covrng of silk,not imprgntd,oth thn of hea   | 0                              | 7                             | 0                          | 1 108                         |
| 5801909100 | Othr carpet & text floor covrng of othtxtl mtrl, imprgntd,oth of 58   | 0                              | 266                           | 0                          | 3 116                         |
| 5801909900 | Othr carpet & text floor covrng of othtxtl mtrl, not imprgntd,oth c   | 13 109                         | 115 417                       | 140 345                    | 1 243 668                     |

**I.3. IMPOR MENURUT KOMODITI / IMPORT BY HS COMMODITY**  
**\*\*\* NOVEMBER/NOVEMBER 2013 \*\*\***

| H S        | Uraian Komoditi<br>Commodity Description                              | Berat Bersih / Net Weight (Kg) |                               | Nilai / Value C.I.F (US\$) |                               |
|------------|---|--------------------------------|-------------------------------|----------------------------|-------------------------------|
|            |   | Bulan ini<br>Current Month     | Kumulatif<br>Cum.Jan. to date | Bulan ini<br>Current Month | Kumulatif<br>Cum.Jan. to date |
| 5802110000 | Unbleached terry towelling&wovenfabrcs of cotton oth thn head c       | 39 132                         | 404 995                       | 471 746                    | 4 815 642                     |
| 5802190000 | Bleached terry towelling&wovenfabrcs of cotton oth thn head of 5      | 265                            | 777                           | 1 344                      | 9 539                         |
| 5802200000 | Terry towelling&woven fabrcs of othtextile material othr than hea     | 197                            | 6 341                         | 2 580                      | 81 041                        |
| 5802301000 | Tufted textile fabrics,impregnated,coated/covered oth thn of head     | 23 380                         | 170 554                       | 140 489                    | 713 657                       |
| 5802302000 | Tufted textile fabrics,woven of cotton/of man made fbrs oth thn h     | 21 725                         | 677 452                       | 196 049                    | 5 886 778                     |
| 5802309000 | Other tufted textile fabrics of otherthan fabrics of head 5806        | 14                             | 874                           | 185                        | 8 271                         |
| 5803001000 | Gauze of cotton, oth than narrowfbrcs of heading 5806                 | 1                              | 25 216                        | 20                         | 86 380                        |
| 5803002000 | Gauze of man-made fibres, oth thannarrow fbrcs of heading 5806        | 160                            | 9 491                         | 5 816                      | 227 048                       |
| 5803009000 | Gauze of other, oth than narrowfbrcs of heading 5806                  | 0                              | 10 564                        | 0                          | 36 942                        |
| 5804101100 | Tulles&oth net fbrics of silk,impregntdcoatd,coverd oth thn of hea    | 838                            | 70 595                        | 34 123                     | 262 589                       |
| 5804101900 | Tulles&oth net fbrics of silk,notimpregntd,oth thn of head 6002-6C    | 14 135                         | 92 064                        | 165 614                    | 1 260 591                     |
| 5804102900 | Tulles&oth net fbrics of cotton,notimpregntd,oth thn of head 6002     | 868                            | 73 813                        | 25 787                     | 1 270 123                     |
| 5804109100 | Tulles&oth net fbric oth thn silk/cotton,impregntd,oth thn of head    | 498                            | 24 954                        | 7 692                      | 519 717                       |
| 5804109900 | Tulles&oth net fbric oth thn silk/cotton,not imprgntd,oth of head 6   | 76 100                         | 670 754                       | 462 010                    | 5 684 765                     |
| 5804211000 | Mechanically made lace of man-made fbrsmpregntd,oth thn of he         | 17 504                         | 190 709                       | 447 800                    | 4 791 646                     |
| 5804219000 | Mechanically made lace of man-made fbrsnot imprgntd,oth of hea        | 52 377                         | 580 815                       | 1 113 570                  | 9 840 630                     |
| 5804291000 | Mechanically made lace of oth txtl mtrlimpregntd,oth thn of head      | 340                            | 36 527                        | 7 379                      | 457 753                       |
| 5804299000 | Mechanically made lace of oth txtl mtrlnot imprgntd,oth of head 6     | 38 577                         | 430 502                       | 675 507                    | 8 958 248                     |
| 5804300000 | Hand-made lace oth than fabric ofhead 6002 to 6004                    | 964                            | 35 455                        | 21 318                     | 1 095 909                     |
| 5805001000 | Hand-woven tapestries of cotton, whetheror not made up                | 1                              | 1                             | 31                         | 31                            |
| 5805009000 | Hand-woven tapestries of other thancotton, whether/not made up        | 476                            | 26 994                        | 4 065                      | 347 593                       |
| 5806101000 | Woven pile fabrics of silk other thangoods of head 5807               | 4 799                          | 23 793                        | 23 592                     | 276 673                       |
| 5806102000 | Woven pile fabrics of cotton other thangoods of head 5807             | 9 687                          | 66 336                        | 136 417                    | 1 240 202                     |
| 5806109000 | Woven pile fabrics of other than silk/cotton other than goods of h    | 17 568                         | 231 227                       | 265 880                    | 3 686 549                     |
| 5806201000 | Sport tape;weight>=5% of elastomeric yarn/thread                      | 48 247                         | 452 532                       | 626 714                    | 7 173 731                     |
| 5806209000 | Other woven fabrics;weight>=5% ofelstmeric yarn/thread oth thn        | 123 033                        | 1 659 028                     | 2 073 211                  | 19 031 081                    |
| 5806311000 | Narrow woven fabrics of cotton for typewriter inked ribbon            | 1 889                          | 25 141                        | 25 891                     | 413 152                       |
| 5806312000 | Backing of cotton for electricalinsulating paper                      | 453                            | 6 277                         | 15 309                     | 141 171                       |
| 5806319010 | Slide fastener ribbons of cotton; width<=12 mm                        | 4 996                          | 52 914                        | 112 478                    | 1 267 310                     |
| 5806319020 | Webbings of cotton used in coveringpipes,poles and the like           | 2 530                          | 42 671                        | 30 410                     | 487 340                       |
| 5806319090 | Other woven fabrics of cotton otherthan goods of head 5807            | 12 570                         | 151 451                       | 223 216                    | 2 577 354                     |
| 5806321000 | Narrow woven fabrics of man-made fibresfor typewriter inked ribt      | 127 930                        | 1 481 616                     | 778 003                    | 8 804 448                     |
| 5806324000 | Backing of man-made fibres forelectrical insulating paper             | 13 335                         | 77 342                        | 77 078                     | 508 291                       |
| 5806329010 | Slide fastener ribbons of man-madefibres; width <=12 mm               | 11 673                         | 128 423                       | 192 336                    | 2 241 511                     |
| 5806329020 | Webbings of man-made fibres used incovering pipes, poles and th       | 44                             | 6 604                         | 584                        | 50 790                        |
| 5806329090 | Other woven fabrics of man-made fibresoth than goods of head 58       | 98 276                         | 1 363 745                     | 1 089 649                  | 12 114 068                    |
| 5806391000 | Other woven fabrics of silk oth thangoods of head 5807                | 4 550                          | 27 574                        | 32 965                     | 235 672                       |
| 5806399100 | Backing of oth textile material forelectrical insulating paper        | 9 269                          | 68 831                        | 72 838                     | 705 286                       |
| 5806399910 | Woven fabrics of other textile materialused in covering piping, pol   | 8 919                          | 82 185                        | 64 675                     | 735 872                       |
| 5806399920 | Narrow woven fabrics of other textilematerials for typewriter ribt    | 0                              | 33                            | 0                          | 1 736                         |
| 5806399930 | Narrow fabrics of other textile materialfor slide fastener, width <=  | 247                            | 2 972                         | 2 155                      | 59 706                        |
| 5806399990 | Other woven fabrics of other textilematerial                          | 21 430                         | 317 238                       | 310 626                    | 3 808 173                     |
| 5806400000 | Fabrics consisting of warp without weftassembled by an adhesive       | 7 300                          | 36 876                        | 77 084                     | 477 036                       |
| 5807100000 | Woven Labels, badges, and similar articles, not embroidered           | 373 192                        | 3 839 921                     | 7 687 272                  | 74 659 035                    |
| 5807900010 | Non woven Labels, badges, and similar articles, not embroidered       | 9 334                          | 225 025                       | 191 717                    | 3 062 413                     |
| 5807900090 | Labels, badges, and similar articles ofoth textile materials, not emt | 165 890                        | 1 110 783                     | 2 520 970                  | 17 482 350                    |
| 5808101000 | Braid combined with rubber threads, notembroidery, not knitted/c      | 177                            | 12 586                        | 1 841                      | 175 485                       |
| 5808109000 | Braid not combined with rubber threads,not embroidery, not knitt      | 4 640                          | 70 272                        | 134 836                    | 642 321                       |
| 5808901000 | Ornamental trimmings combined withrubber threads,not embroid          | 52 766                         | 228 419                       | 389 169                    | 1 866 717                     |
| 5808909000 | Ornamental trimmings not comb. withrubber threads,not embroic         | 68 745                         | 557 448                       | 142 144                    | 1 656 526                     |
| 5809000000 | Woven fabrics of metal thread & wovenfabrics of metallised yarn c     | 17                             | 187                           | 104                        | 1 073                         |
| 5810100000 | Embroidery without visible ground,inpiece, in strip, in motifs        | 7 405                          | 83 625                        | 83 018                     | 797 592                       |
| 5810910000 | Embroidery of cotton with visible ground,in piece, in strip, in motif | 85 745                         | 1 128 626                     | 1 339 454                  | 13 921 222                    |
| 5810920000 | Embroidery of man-made fibres withvisible ground,in piece,in strip    | 53 786                         | 299 968                       | 201 642                    | 1 821 507                     |
| 5810990000 | Embroidery of other textile materialswith visible ground,in piece, i  | 132 312                        | 1 206 605                     | 1 866 636                  | 15 858 019                    |
| 5811001000 | Quilted textile products in the piece,ofwool/fine/coarse anml hair    | 8 506                          | 88 783                        | 81 384                     | 1 205 208                     |
| 5811009000 | Quilted textile products in the piece,oth thn of wool/fine/coarse a   | 3 605                          | 395 413                       | 38 431                     | 4 611 655                     |
| 5901100000 | Textile fabrics coated w gum/amylaceused for covers books and         | 951                            | 16 866                        | 31 342                     | 247 705                       |
| 5901901000 | Traching cloth  | 0                              | 11                            | 0                          | 446                           |
| 5901902000 | Prepared painting canvas  | 2 433                          | 25 480                        | 13 003                     | 88 592                        |
| 5901909000 | Buckram and similar stiffened textilefabrics for hat foundations      | 62 031                         | 322 060                       | 304 511                    | 2 042 431                     |
| 5902101100 | Chafer fabrics,rubberised of nylon-6 yar                              | 35 724                         | 379 182                       | 281 099                    | 3 279 448                     |
| 5902101900 | Chafer fabrics,rubberised of nylononot nylon-6 yarn                   | 67 955                         | 438 457                       | 332 246                    | 2 411 121                     |
| 5902109100 | Tyre cord fabrics of nylon or otherpolyamides of nylon-6 yarn         | 1 360 444                      | 11 898 390                    | 5 745 761                  | 51 166 335                    |
| 5902109900 | Tyre cord fabrics of nylon or otherpolyamides of not nylon-6 yarn     | 575 755                        | 5 134 758                     | 2 815 908                  | 27 921 314                    |
| 5902202000 | Chafer fabrics,rubberised of polyester                                | 267 130                        | 1 698 303                     | 1 045 295                  | 7 063 576                     |
| 5902209100 | Tyre cord fbrics of polyester,containingcotton                        | 12                             | 1 386 877                     | 52                         | 5 385 935                     |
| 5902209900 | Tyre cord fbrics of polyester, notcontaining cotton                   | 634 811                        | 6 145 112                     | 2 641 999                  | 25 324 736                    |
| 5902901000 | Chafer fabrics,rubberised of viscoserayon                             | 0                              | 181                           | 0                          | 2 910                         |
| 5902909000 | Other cord fabrics of high tenacity yarnof viscose rayon              | 8 064                          | 82 673                        | 99 392                     | 1 046 305                     |
| 5903100000 | Textile fbrcs impregnated,coated,coveredwith polyvinyl chloride, r    | 3 844 740                      | 40 794 611                    | 4 793 167                  | 55 617 430                    |

**I.3. IMPOR MENURUT KOMODITI / IMPORT BY HS COMMODITY**  
**\*\*\* NOVEMBER/NOVEMBER 2013 \*\*\***

| HS         | Uraian Komoditi<br>Commodity Description                                | Berat Bersih / Net Weight (Kg) |                               | Nilai / Value C.I.F (US\$) |                               |
|------------|---|--------------------------------|-------------------------------|----------------------------|-------------------------------|
|            |   | Bulan ini<br>Current Month     | Kumulatif<br>Cum.Jan. to date | Bulan ini<br>Current Month | Kumulatif<br>Cum.Jan. to date |
| 5903200000 | Textile fbrcs impregnated,coated,coveredwith polyurethane, not 5        | 1 944 680                      | 18 333 899                    | 12 224 963                 | 145 428 556                   |
| 5903900010 | Canvas type fabrics impregnated,coated,covered with nylon,polya         | 203 939                        | 2 139 001                     | 1 659 024                  | 17 911 862                    |
| 5903900090 | Other textile fabrics impregnated,coated,covered with plastics, no      | 461 281                        | 4 935 575                     | 4 007 220                  | 47 114 807                    |
| 5904100000 | Linoleum  | 11 766                         | 23 982                        | 38 684                     | 93 232                        |
| 5904900000 | Floor coverings consist of a coating orcovering on a textile backing    | 1 699                          | 31 127                        | 16 405                     | 320 382                       |
| 5905001000 | Textile wall coverings of wol/fine/coarse animal hair                   | 0                              | 379                           | 0                          | 4 225                         |
| 5905009000 | Textile wall coverings oth thn of wol/fine/coarseanimal hair            | 5 216                          | 20 247                        | 67 758                     | 225 581                       |
| 5906100000 | Adhesive tape of a width <= 20cm, otherthan of heading 5902             | 64 215                         | 534 937                       | 890 836                    | 7 640 591                     |
| 5906910000 | Other rubberised textile fabrics,knitted/crocheted, not heading 59      | 53 274                         | 663 541                       | 435 313                    | 4 832 961                     |
| 5906991000 | Rubberised sheeting for hospital use,notknitted/crocheted, not he       | 0                              | 20 288                        | 0                          | 193 657                       |
| 5906999000 | Other rubberised textile fabrics, notknitted/crocheted, not headin      | 45 729                         | 511 931                       | 564 408                    | 4 070 410                     |
| 5907001000 | Fabrics impregnated,coated,covered withoil of oil-based preparati       | 2 760                          | 23 637                        | 19 737                     | 154 278                       |
| 5907003000 | Textile fbrcs impregnated,coated,coveredwith fire resistant chemi       | 2 178                          | 114 323                       | 36 397                     | 468 561                       |
| 5907004000 | Fabrics impregnated,coated,covered withflock velvet/flock textile       | 28 929                         | 394 842                       | 141 823                    | 1 487 134                     |
| 5907005000 | Fabrics impregnated,coated,covered withwax, tar, bitumen or sim         | 0                              | 5 322                         | 0                          | 26 557                        |
| 5907006000 | Fabrics impregnated,coated,covered withother substances                 | 1 374                          | 8 844                         | 26 777                     | 153 885                       |
| 5907009000 | Painted canvas being thetrical scenery,studio back-cloths or the lik    | 1 986                          | 32 558                        | 39 599                     | 728 993                       |
| 5908001000 | Wicks; incandescent gas mantles   | 0                              | 32 754                        | 0                          | 129 616                       |
| 5908009000 | Tubular knitted gas mantle fabricstherefor                              | 4                              | 2 618                         | 8                          | 15 666                        |
| 5909001000 | Fire hoses  | 28 345                         | 248 649                       | 208 005                    | 1 424 107                     |
| 5909009000 | Textile hosepiping & similar textiletubing other than fire hoses        | 34 773                         | 329 293                       | 121 518                    | 2 552 069                     |
| 5910000000 | Transmission or conveyors belts orbeltng, of textile material           | 41 710                         | 488 700                       | 782 961                    | 8 567 031                     |
| 5911100000 | Textile fabrics, felt & felt-lined woven for card clothing or technica  | 594 989                        | 5 624 427                     | 7 651 028                  | 65 069 310                    |
| 5911200000 | Bolting cloth   | 8 360                          | 38 105                        | 27 377                     | 453 641                       |
| 5911310000 | Textile fabrics & felts used in paper-making machines; weighing <       | 6 642                          | 238 107                       | 1 587 766                  | 14 834 095                    |
| 5911320000 | Textile fabrics & felts used in paper-making machines; weighing >=      | 60 276                         | 773 005                       | 3 518 533                  | 45 072 048                    |
| 5911400000 | Straining cloth of a kind used in oil or the like including that of hur | 12 313                         | 121 860                       | 185 607                    | 1 654 948                     |
| 5911901000 | Gaskets and seals   | 947                            | 20 919                        | 8 827                      | 331 485                       |
| 5911909000 | Other Textile products and articles fortechnical uses                   | 124 844                        | 1 901 814                     | 834 473                    | 14 770 432                    |
| 6001100010 | Long pile fabrics, unbleached, notmercerised, knitted/crocheted         | 0                              | 22 191                        | 0                          | 177 065                       |
| 6001100090 | Long pile fabrics, bleached, mercerised,knitted/crocheted               | 82 750                         | 727 782                       | 625 210                    | 4 641 436                     |
| 6001210000 | Looped pile fabrics of cotton, knitted/crocheted                        | 82 803                         | 675 915                       | 887 405                    | 7 122 187                     |
| 6001220000 | Looped pile fabric of man made fibres,knitted/crocheted                 | 40 327                         | 878 489                       | 420 071                    | 6 650 423                     |
| 6001290000 | Looped pile fabric of oth textile materiknitted/crocheted               | 27 582                         | 435 508                       | 350 519                    | 3 628 201                     |
| 6001910000 | Other pile fabrics, of cotton, knitted/crocheted                        | 23 843                         | 206 506                       | 156 417                    | 1 554 223                     |
| 6001922000 | Pile fabrics of 100% polyester staplefibres, 63,5mm_width_76,2m         | 150 789                        | 3 025 222                     | 1 478 067                  | 29 145 129                    |
| 6001923010 | Other pile fabrics, of man made fibres,cont elastomeric/rubber ya       | 0                              | 136                           | 0                          | 1 676                         |
| 6001923090 | Other pile fabrics, of man made fibres,cont elastomeric/rubber ya       | 158 682                        | 1 598 663                     | 2 312 699                  | 21 137 632                    |
| 6001929010 | Other pile fabrics, of man made fibres,not cont elstmric/rubber ya      | 30                             | 19 156                        | 213                        | 359 237                       |
| 6001929090 | Other pile fabrics, of man made fibres,not cont elstmric/rubber ya      | 222 663                        | 2 539 737                     | 1 552 893                  | 17 232 931                    |
| 6001991100 | Oth pile fbrcs of oth txtl mtrial contelstmric/rubber yarn,unbleach,    | 4                              | 785                           | 2                          | 2 586                         |
| 6001991900 | Oth pile fbrcs of oth txtl mtrial not coelstmric/rubber yarn,unbleac    | 0                              | 34 852                        | 0                          | 354 161                       |
| 6001999100 | Oth pile fbrcs of oth txtl mtrial contelstmric/rubber yarn,bleachd,n    | 177                            | 3 962                         | 1 061                      | 56 705                        |
| 6001999900 | Oth pile fbrcs of oth txtl mtrial not coelstmric/rubber yarn,bleachd    | 7 106                          | 322 280                       | 45 694                     | 5 246 222                     |
| 6002400000 | Knitted/crocheted fabrics;elastomeric>5%, width<30cm, not rubbe         | 277 293                        | 3 193 407                     | 2 615 681                  | 29 434 131                    |
| 6002900000 | Knitted/crocheted fabrics;elastomeric>5%, width<30cm, rubber th         | 1 981 584                      | 22 161 024                    | 18 213 524                 | 202 812 373                   |
| 6003100000 | Knitted/crocheted fabrics of wool/fineanimal hair, width<30cm, no       | 1 449                          | 39 205                        | 28 815                     | 464 550                       |
| 6003200000 | Knitted/crocheted fabrics of cotton,width<30cm, not 6001/6002           | 347 362                        | 3 778 302                     | 3 033 581                  | 30 341 941                    |
| 6003300000 | Knitted/crocheted fabrics of syntheticfibres, width<30cm, not 600       | 21 251                         | 301 641                       | 345 943                    | 3 600 250                     |
| 6003400000 | Knitted/crocheted fabrics of artificialfibres, width<30cm, not 6001     | 984                            | 4 303                         | 32 200                     | 110 622                       |
| 6003900000 | Knitted/crocheted fabrics of oth textilematerials, width<30cm, not      | 12 425                         | 275 335                       | 49 367                     | 1 804 668                     |
| 6004101000 | Knitted/croch. fabrics;5%<elastomeric_200%,width>30cm,not rub           | 1 111 948                      | 11 156 841                    | 9 737 070                  | 96 898 226                    |
| 6004109000 | Knitted/croch. fabrics;elastomeric>20%,width>30cm,not rubber th         | 2 371 126                      | 15 925 947                    | 9 767 039                  | 82 730 166                    |
| 6004900000 | Knitted/croch. fabrics;elastomeric>20%,width>30cm,rubber threa          | 267 913                        | 3 395 139                     | 2 907 167                  | 33 676 025                    |
| 6005210000 | Warp knit fabrics of cotton othe than of heading 6001-6004              | 74 069                         | 753 589                       | 592 511                    | 6 050 001                     |
| 6005220000 | Dyed warp knit fabrics of cotton othethan of heading 6001-6004          | 130 232                        | 975 765                       | 1 174 658                  | 8 773 266                     |
| 6005230000 | Warp knit fabrics of cotton yarn of diffcolor oth than of heading 60    | 55 363                         | 547 793                       | 462 527                    | 4 701 553                     |
| 6005240000 | Printed warp knit fabrics of cotton oththan of heading 6001-6004        | 25                             | 1 917                         | 399                        | 18 064                        |
| 6005311000 | Wrp knit fbrc,of synthtc,bleach/no, swimwear,of polyester&polybu        | 31 999                         | 296 310                       | 285 600                    | 2 911 214                     |
| 6005319000 | Wrp knit fbrc,of synthtc,bleach/no, oththn swimwr,of polystr&pol        | 217 931                        | 2 020 664                     | 1 949 967                  | 22 439 166                    |
| 6005321000 | Warp knit fbrc,of synthtc,dyed, swimwer,of polyester&polybutyle         | 18 787                         | 331 641                       | 241 563                    | 3 742 908                     |
| 6005329000 | Warp knit fbrc,of synthtc,dyed, oth thn swimwr,of polystr&polyb         | 247 666                        | 2 672 979                     | 2 292 008                  | 23 803 465                    |
| 6005331000 | Wrp knit fbrc,of synthtc,yarn diff clrs, swimwer,of polyester&polyt     | 15 356                         | 81 415                        | 142 910                    | 693 706                       |
| 6005339000 | Wrp knit fbrc,of synthtc,yarn diff clrs, oth thn swimwr,of polystr&p    | 8 873                          | 127 478                       | 135 533                    | 2 100 750                     |
| 6005341000 | Warp knit fbrc,of synthtc,printed, swimwer,of polyester&polybut         | 2 315                          | 7 277                         | 22 396                     | 100 194                       |
| 6005349000 | Warp knit fbrc,of synthtc,printed, oththn swimwr,of polystr&poly        | 58 917                         | 686 882                       | 1 064 165                  | 10 176 231                    |
| 6005410000 | Warp knit fabrics of artifcl fibres ofthan of heading 6001-6004         | 0                              | 58                            | 0                          | 1 654                         |
| 6005420000 | Dyed warp knit fabrics of artifcl fibroth than of heading 6001-6004     | 17 158                         | 328 321                       | 234 032                    | 4 245 610                     |
| 6005430000 | Warp knit fbrc of artfcl fbrcs yarn ofdiff cls,oth than of heading 600  | 2 110                          | 32 966                        | 25 698                     | 375 989                       |
| 6005440000 | Printed warp knit fabrics of artificialoth than of heading 6001-6004    | 523                            | 523                           | 6 388                      | 6 388                         |
| 6005901000 | Oth warp knit fabrics of wool/fine animalhair oth thn of heading 600    | 1 772                          | 6 747                         | 15 551                     | 43 808                        |

**I.3. IMPOR MENURUT KOMODITI / IMPORT BY HS COMMODITY**  
**\*\*\* NOVEMBER/NOVEMBER 2013 \*\*\***

| HS         | Uraian Komoditi<br>Commodity Description                                 | Berat Bersih / Net Weight (Kg) |                               | Nilai / Value C.I.F (US\$) |                               |
|------------|--|--------------------------------|-------------------------------|----------------------------|-------------------------------|
|            |  | Bulan ini<br>Current Month     | Kumulatif<br>Cum.Jan. to date | Bulan ini<br>Current Month | Kumulatif<br>Cum.Jan. to date |
| 6005909000 | Oth warp knit fabrics oth thn of wool/fine anml oth thn heading 6l       | 34 771                         | 513 287                       | 345 186                    | 5 220 269                     |
| 6006100000 | Other knitted/crocheted fabrics ofwool/fine animal hair                  | 7 997                          | 159 741                       | 149 986                    | 943 220                       |
| 6006210000 | Other knitted/crocheted fabrics ofcotton,bleached/no bleached            | 26 393                         | 155 253                       | 265 455                    | 1 493 562                     |
| 6006220000 | Other knitted/crocheted fabrics ofcotton,dyed                            | 3 446 859                      | 39 292 428                    | 30 316 114                 | 328 761 722                   |
| 6006230000 | Oth knit/crochtd fbrcs of cotton ofyarn of dif color                     | 128 919                        | 283 662                       | 1 369 077                  | 2 652 125                     |
| 6006240000 | Other knitted/crocheted fabrics ofcotton,printed                         | 74 397                         | 874 200                       | 595 568                    | 8 828 802                     |
| 6006311000 | Oth knit/crochtd fbrcs of nylon fibrmesh ,bleached/no bleached           | 1 993                          | 34 592                        | 15 271                     | 355 527                       |
| 6006312000 | Oth knit/crochtdfbrcs of synthtc fibr,elastis, bleached/no bleached      | 19 805                         | 236 443                       | 207 657                    | 1 886 278                     |
| 6006319000 | Oth knit/crochtdfbrcs of synthtc fibr,oth than nylon&elastis,bleach      | 175 837                        | 1 975 255                     | 1 915 900                  | 23 671 718                    |
| 6006321000 | Oth knit/crochtd fbrcs of nylon fibrmesh,dyed                            | 120 592                        | 992 623                       | 1 283 859                  | 10 849 834                    |
| 6006322000 | Oth knit/crochtd fbrcs of synthtc fibr,elastis,dyed                      | 10 132                         | 57 503                        | 97 169                     | 375 458                       |
| 6006329000 | Oth knit/crochtd fbrcs of synthtc fibr,than nylon&elastis,dyed           | 742 874                        | 7 464 921                     | 7 038 085                  | 73 718 928                    |
| 6006331000 | Oth knit/crochtd fbrcs of synthtc fibr,of yarn of diff colors,elastis    | 450                            | 15 628                        | 8 609                      | 146 050                       |
| 6006339000 | Oth knit/crochtd fbrcs of synthtc fibr,of yarn of diff colors,not elas   | 28 195                         | 122 080                       | 252 422                    | 801 568                       |
| 6006341000 | Oth knit/crochtd fbrcs of synthtc fibr,printed,elastis                   | 7                              | 132 261                       | 154                        | 651 157                       |
| 6006349000 | Oth knit/crochtd fbrcs of synthtc fibr,printed,not elastis               | 14 429                         | 157 235                       | 360 398                    | 3 138 278                     |
| 6006411000 | Oth knit/crochtd fbrcs of artificialfibr, elastis,bleached/no bleache    | 0                              | 245                           | 0                          | 2 870                         |
| 6006419000 | Oth knit/crochtd fbrcs of artificialfibr, not elastis,bleached/no blea   | 1                              | 1 036                         | 36                         | 2 763                         |
| 6006421000 | Oth knit/crochtd fbrcs of artificialfibr, printed,dyed                   | 114 137                        | 335 984                       | 956 572                    | 3 226 024                     |
| 6006429000 | Oth knit/crochtd fbrcs of artificialfibr, not elastis,dyed               | 50 797                         | 856 315                       | 378 940                    | 6 343 818                     |
| 6006431000 | Oth knit/crochtd fbrcs of artificialfibr of yarn of diff colors,elastis  | 255                            | 4 319                         | 2 430                      | 30 024                        |
| 6006439000 | Oth knit/crochtd fbrcs of artificialfibr of yarn of diff colors,not elas | 12 697                         | 29 182                        | 129 798                    | 334 866                       |
| 6006441000 | Oth knit/crochtd fbrcs of artificialfibr, printed,elastis                | 1                              | 2 008                         | 1                          | 28 873                        |
| 6006449000 | Oth knit/crochtd fbrcs of artificialfibr, printed,not elastis            | 0                              | 5 573                         | 0                          | 48 570                        |
| 6006900000 | Other knitted/crocheted fabrics ofother material                         | 918 926                        | 8 642 249                     | 8 112 706                  | 73 019 359                    |
| 6101200000 | Men's/boy's ovr coats,car coat,capes,knittd/crochtd of cotton            | 1 898                          | 18 846                        | 57 010                     | 417 394                       |
| 6101300000 | Men's/boy's ovr coats,car coat,capes,knittd/crochtd of man-made          | 969                            | 14 655                        | 29 744                     | 507 281                       |
| 6101900000 | Men's/boy's ovr coats,car coat,capes,knittd/crochtd of oth textile       | 59                             | 6 199                         | 1 402                      | 165 532                       |
| 6102100000 | Women's/girl's ovr coats,car coat,capes,knittd/crochtd of wool/fir       | 149                            | 8 602                         | 9 176                      | 152 999                       |
| 6102200000 | Women's/girl's ovr coats,car coat,capes,knittd/crochtd of cotton         | 1 418                          | 6 233                         | 46 937                     | 247 751                       |
| 6102300000 | Women's/girl's ovr coats,car coat,capes,knittd/crochtd of man-ma         | 792                            | 9 554                         | 26 932                     | 264 731                       |
| 6102900000 | Women's/girl's ovr coats,car coat,capes,knittd/crochtd of oth texti      | 151                            | 16 319                        | 3 935                      | 172 850                       |
| 6103100000 | Men's/boy's suits knitted/crocheted                                      | 26 933                         | 336 205                       | 57 844                     | 814 853                       |
| 6103220000 | Men's/boy's ensembles of cotton,knitted/crocheted                        | 13                             | 22 215                        | 445                        | 109 606                       |
| 6103230000 | Men's/boy's ensembles of synthtc fibr,knitted/crocheted                  | 0                              | 2 037                         | 0                          | 31 182                        |
| 6103290000 | Men's/boy's ensembles of oth textilematerial, knitted/crocheted          | 2 148                          | 6 949                         | 41 913                     | 142 048                       |
| 6103310000 | Men's/boy's jackets&blazers of wool/fine animal hair, knitted/croc       | 3                              | 2 261                         | 329                        | 60 097                        |
| 6103320000 | Men's/boy's jackets&blazers of cotton,knitted/crocheted                  | 988                            | 59 800                        | 26 833                     | 399 182                       |
| 6103330000 | Men's/boy's jackets&blazers of synthtcfibres, knitted/crocheted          | 1 650                          | 19 132                        | 65 655                     | 651 295                       |
| 6103390010 | Men's/boy's jackets&blazers of rami,linen or silk, knitted/crochete      | 0                              | 42 216                        | 0                          | 614 556                       |
| 6103390090 | Men's/boy's jackets&blazers of othertextile materials, knitted/croc      | 74                             | 5 888                         | 385                        | 56 118                        |
| 6103410000 | Men's/boy's trousers, breeches&shortsof wool/fine animal hair, kr        | 7                              | 1 692                         | 21                         | 89 584                        |
| 6103420000 | Men's/boy's trousers, breeches&shortsof cotton, knitted/crochete         | 1 829                          | 86 136                        | 55 237                     | 1 101 829                     |
| 6103430000 | Men's/boy's trousers, breeches&shortsof synthtc fibres, knitted/cr       | 2 831                          | 39 215                        | 80 753                     | 1 381 406                     |
| 6103490000 | Men's/boy's trousers, breeches&shortsof oth textile material, knit       | 2 403                          | 67 879                        | 57 867                     | 454 041                       |
| 6104130000 | Women's/girl's suits of synthtc fibr,knitted/crocheted                   | 17 405                         | 222 485                       | 76 755                     | 628 484                       |
| 6104192000 | Women's/girl's suits of cotton,knitted/crocheted                         | 29 891                         | 509 400                       | 64 382                     | 1 205 248                     |
| 6104199000 | Women's/girl's suits of oth textilematerial, knitted/crocheted           | 38                             | 11 931                        | 499                        | 169 447                       |
| 6104220000 | Women's/girl's ensembles of cotton,knitted/crocheted                     | 7                              | 8 120                         | 159                        | 98 071                        |
| 6104230000 | Women's/girl's ensembles of synthtcfibres,knitted/crocheted              | 20                             | 8 437                         | 453                        | 81 821                        |
| 6104290000 | Women's/girl's ensembles, of othertextile materials,knitted/croch        | 1                              | 156                           | 2                          | 1 519                         |
| 6104310000 | Women's/girl's jackets&blazers of wool/fine animal hair, knitted/c       | 1                              | 256                           | 22                         | 9 051                         |
| 6104320000 | Women's/girl's jackets&blazers ofcotton, knitted/crocheted               | 4 827                          | 157 955                       | 29 642                     | 611 806                       |
| 6104330000 | Women's/girl's jackets&blazers ofsynthetic fibres, knitted/crochet       | 19 259                         | 169 309                       | 62 557                     | 728 233                       |
| 6104390000 | Women's/girl's jackets&blazers of othertextile materials, knitted/crc    | 103                            | 15 631                        | 6 323                      | 325 696                       |
| 6104410000 | Women's/girl's dresses of wool/fineanimal hair, knitted/crochetec        | 58                             | 479                           | 10 910                     | 132 673                       |
| 6104420000 | Women's/girl's dressed of cotton,knitted/crocheted                       | 23 038                         | 1 028 323                     | 154 631                    | 3 865 339                     |
| 6104430000 | Women's/girl's dressed of syntheticfibres, knitted/crocheted             | 150 908                        | 2 155 331                     | 694 901                    | 7 560 290                     |
| 6104440000 | Women's/girl's dressed of artificialfibres, knitted/crocheted            | 4 032                          | 37 005                        | 200 311                    | 1 973 955                     |
| 6104490000 | Women's/girl's dresses of othertextile materials, knitted/crochete       | 406                            | 10 704                        | 21 161                     | 163 613                       |
| 6104510000 | Women's/girl's skirts&divided skirtsof wool/fine animal hair, knitt      | 2                              | 129                           | 52                         | 4 075                         |
| 6104520000 | Women's/girl's skirts&divided skirtsof cotton, knitted/crocheted         | 2 440                          | 75 325                        | 48 944                     | 572 102                       |
| 6104530000 | Women's/girl's skirts&divided skirtsof synthetic fibres, knitted/cro     | 15 110                         | 271 328                       | 148 218                    | 1 524 329                     |
| 6104590000 | Women's/girl's skirts&divided skirtsof oth textile material, knittd/c    | 855                            | 40 945                        | 44 077                     | 609 431                       |
| 6104610000 | Women's/girl's trousers, breeches&shorts of fine animal hair,knitt       | 2                              | 29                            | 723                        | 3 018                         |
| 6104620000 | Women's/girl's trousers, breeches&shorts of cotton, knitted/croch        | 62 305                         | 1 433 106                     | 451 813                    | 5 195 333                     |
| 6104630000 | Women's/girl's trousers, breeches&shorts of synthtc fibres, knittd,      | 133 730                        | 1 819 009                     | 383 749                    | 5 760 587                     |
| 6104690000 | Women's/girl's trousers, breeches&shorts of oth textile mtrial,knit      | 1 555                          | 38 879                        | 72 535                     | 1 492 947                     |
| 6105100000 | Men's/boy's shirts of cotton, knitted/crocheted                          | 36 518                         | 2 375 465                     | 693 567                    | 14 234 640                    |
| 6105200010 | Men's/boy's shirts of synthetic man-made fibres, knitted/crochete        | 4 415                          | 37 595                        | 225 181                    | 1 838 248                     |
| 6105200090 | Men's/boy's shirts of artificial man-made fibres, knitted/crochete       | 17                             | 1 827                         | 463                        | 91 828                        |

**I.3. IMPOR MENURUT KOMODITI / IMPORT BY HS COMMODITY**  
**\*\*\* NOVEMBER/NOVEMBER 2013 \*\*\***

| HS         | Uraian Komoditi<br>Commodity Description                                | Berat Bersih / Net Weight (Kg) |                               | Nilai / Value C.I.F (US\$) |                               |
|------------|---|--------------------------------|-------------------------------|----------------------------|-------------------------------|
|            |   | Bulan ini<br>Current Month     | Kumulatif<br>Cum.Jan. to date | Bulan ini<br>Current Month | Kumulatif<br>Cum.Jan. to date |
| 6105900000 | Men's/boy's shirts of other textilematerials fibres, knitted/crochet    | 3 959                          | 63 244                        | 15 843                     | 428 289                       |
| 6106100000 | Women's/girl's blous,shirt&shirt blousof cotton, knitted/crochetec      | 131 175                        | 2 449 150                     | 447 651                    | 9 363 081                     |
| 6106200000 | Women's/girl's blous,shirt&shirt blousof man-made fibres, knitted       | 270 323                        | 3 422 592                     | 886 072                    | 11 961 304                    |
| 6106900000 | Women's/girl's blous,shirt&shirt blousof oth textile material, knitt    | 123 155                        | 1 248 608                     | 471 558                    | 4 969 437                     |
| 6107110000 | Men's/boy's underpants & briefs ofcotton, knitted/crocheted             | 55 031                         | 580 871                       | 336 262                    | 2 851 636                     |
| 6107120000 | Men's/boy's underpants & briefs ofman-made fibres, knitted/crocl        | 6 757                          | 64 530                        | 71 397                     | 541 597                       |
| 6107190000 | Men's/boy's underpants & briefs ofoth textile material, knitted/crc     | 1 056                          | 4 394                         | 19 760                     | 88 100                        |
| 6107210000 | Men's/boy's nightshirts & pyjamas ofcotton, knitted/crocheted           | 61                             | 228 834                       | 2 593                      | 699 877                       |
| 6107220000 | Men's/boy's nightshirts & pyjamas ofman-made fibres, knitted/crc        | 14                             | 168                           | 842                        | 9 617                         |
| 6107290000 | Men's/boy's nightshirts & pyjamas ofoth textile material, knitted/c     | 0                              | 18                            | 0                          | 284                           |
| 6107910000 | Men's/boy's bathrobes, dressing gowns of cotton, knitted/crochet        | 18                             | 1 986                         | 564                        | 21 669                        |
| 6107990000 | Men's/boy's bathrobes, dressing gowns of oth textile materials, kn      | 265                            | 5 116                         | 846                        | 25 025                        |
| 6108110000 | Women's/girl's slips & petticoats ofman-made fibres, knittd/croch       | 292                            | 2 107                         | 21 825                     | 118 758                       |
| 6108193000 | Women's/girl's slips & petticoats ofcotton, knitted/crocheted           | 1                              | 4 039                         | 9                          | 9 476                         |
| 6108199010 | Women's/girl's slips & petticoats ofof silk, knitted/croched            | 0                              | 72                            | 0                          | 510                           |
| 6108199090 | Women's/girl's slips & petticoats ofoth textile materials, knitted/ci   | 45                             | 645                           | 1 601                      | 18 441                        |
| 6108210000 | Women's/girl's briefs & panties ofcotton, knitted/crocheted             | 177 113                        | 2 365 704                     | 384 672                    | 4 636 492                     |
| 6108220000 | Women's/girl's briefs & panties ofman-made fibres, knitted/croch        | 127 872                        | 382 771                       | 255 567                    | 1 495 266                     |
| 6108290000 | Women's/girl's briefs & panties ofoth textile materials, knitted/crc    | 262                            | 12 302                        | 5 779                      | 89 921                        |
| 6108310000 | Women's/girl's nightdresses & pyjamasof cotton, knitted/crochete        | 104 664                        | 2 288 286                     | 234 777                    | 5 631 913                     |
| 6108320000 | Women's/girl's nightdresses & pyjamasof man-made fibres, knitte         | 4 173                          | 156 224                       | 24 405                     | 493 479                       |
| 6108390000 | Women's/girl's nightdresses & pyjamas of oth textile materials, kn      | 5                              | 719                           | 129                        | 8 584                         |
| 6108910000 | Women's/girl's negliges,bathrobes,dressgowns of cotton, knitted/i       | 32                             | 4 317                         | 972                        | 27 735                        |
| 6108920000 | Women's/girl's negliges,bathrobes,dressgowns of man-made fibr,          | 88                             | 5 316                         | 2 537                      | 228 710                       |
| 6108990000 | Women's/girl's negliges,bathrobes,dressgown of oth textile matrl,       | 174                            | 749                           | 1 401                      | 47 546                        |
| 6109101000 | T-shirts, singlet&oth vests of cotton,knitted/crocheted for men/bc      | 92 873                         | 1 182 772                     | 1 086 743                  | 12 199 840                    |
| 6109102000 | T-shirts, singlet&oth vests of cotton,knitted/crocheted for women       | 130 878                        | 2 107 432                     | 921 411                    | 13 705 607                    |
| 6109901000 | T-shirts,singlet&oth vests of rami,linen,silk, knittd/crochtd for mer   | 90                             | 3 185                         | 2 497                      | 121 962                       |
| 6109902000 | T-shirts,singlet&oth vests of oth txtilematerials, knitted/croch for r  | 13 367                         | 184 668                       | 490 999                    | 5 142 523                     |
| 6109903000 | T-shirts,singlet&oth vests of oth txtilematerials, knittd/croch for w   | 52 947                         | 1 002 980                     | 787 682                    | 10 341 129                    |
| 6110110000 | Jerseys,pullovers,cardigans,waistcoatof wool, knitted/crocheted         | 1 201                          | 45 977                        | 82 765                     | 1 112 394                     |
| 6110120000 | Jerseys,pullovers,cardigans,waistcoatof other textile materials, kni    | 558                            | 4 107                         | 31 081                     | 237 587                       |
| 6110190000 | Jerseys,pullovers,cardigans,waistcoatof oths wool/fine animal hair      | 181                            | 28 815                        | 12 150                     | 223 402                       |
| 6110200000 | Jerseys,pullovers,cardigans,waistcoatof cotton, knitted/crocheted       | 68 675                         | 736 482                       | 1 058 336                  | 10 463 354                    |
| 6110300000 | Jerseys,pullovers,cardigans,waistcoatof man-made fibres, knitted/       | 31 881                         | 266 173                       | 1 078 898                  | 7 684 581                     |
| 6110900000 | Jerseys,pullovers,cardigans,waistcoatof other textile materials, kni    | 96 925                         | 222 449                       | 847 639                    | 2 585 548                     |
| 6111200000 | Babies garment&clothing accessories ofcotton, knitted/crocheted         | 8 469                          | 184 198                       | 148 425                    | 4 155 904                     |
| 6111300000 | Babies garment&clothing accessories ofsynthtc fibres, knitted/cro       | 1 369                          | 83 333                        | 38 776                     | 777 583                       |
| 6111900000 | Babies garment&clothing accessories ofoth textile material, knitte      | 1 660                          | 42 749                        | 4 953                      | 445 882                       |
| 6112110000 | Track suits of cotton knitted/crocheted                                 | 0                              | 265                           | 0                          | 7 362                         |
| 6112120000 | Track suits of synthetic fibres knitted/crocheted                       | 793                            | 2 422                         | 38 114                     | 93 565                        |
| 6112190000 | Track suits of other textile materials,knitted/crocheted                | 3                              | 24                            | 24                         | 120                           |
| 6112200000 | Ski suits, knitted/crocheted  | 0                              | 5                             | 0                          | 156                           |
| 6112310000 | Men's/boy's swimwear of syntheticfibres, knitted/crocheted              | 1 441                          | 14 002                        | 56 325                     | 677 099                       |
| 6112390000 | Men's/boy's swimwear of oth textilematerials, knitted/crocheted         | 0                              | 920                           | 0                          | 7 270                         |
| 6112410000 | Women's/girl's swimwear of syntheticfibres, knitted/crocheted           | 2 888                          | 30 663                        | 155 504                    | 1 584 457                     |
| 6112490000 | Women's/girl's swimwear of oth textilematerials, knitted/crochete       | 53                             | 3 725                         | 1 396                      | 131 764                       |
| 6113001000 | Divers' suits,made up of knitt/cochet,fabrics of heading 5903, 590      | 162                            | 2 732                         | 5 962                      | 48 794                        |
| 6113003000 | Garment for protection from fire made-up of knitt/cochet,head 59        | 0                              | 1                             | 0                          | 47                            |
| 6113004000 | Oth protective work garment made-up of knitt/cochet,head 5903;          | 1 023                          | 18 929                        | 2 202                      | 126 925                       |
| 6113009000 | Oth garment,made up of knitt/crochetfabrics of heading 5903,590         | 578                            | 35 603                        | 8 661                      | 279 593                       |
| 6114200000 | Oth garments of cotton, knitted/crocheted                               | 1 020                          | 24 087                        | 22 321                     | 508 323                       |
| 6114302000 | Oth garment for protection from fireof man-made fibres,knitted/c        | 0                              | 171                           | 0                          | 4 928                         |
| 6114309000 | Oth garments of man-made fibres,knitted/crocheted                       | 2 277                          | 23 095                        | 61 736                     | 946 636                       |
| 6114900000 | Oth garments of oth textile materials,knitted/crocheted                 | 15 123                         | 92 667                        | 281 659                    | 1 435 967                     |
| 6115101000 | Stockings for varises veins of synthticfibres, knitted/crocheted        | 0                              | 143                           | 0                          | 5 396                         |
| 6115109000 | Oth graduated compression hosiery,knitted/crocheted                     | 88                             | 31 188                        | 1 782                      | 447 750                       |
| 6115210000 | Oth panty hose&tights of synthetic fibr,single yarn<67/>67 decitex,knit | 13                             | 3 101                         | 479                        | 12 044                        |
| 6115220000 | Oth panty hose&tights of synthetic fibr,single yarn<67/>67 decitex      | 636                            | 14 347                        | 13 153                     | 166 798                       |
| 6115291000 | Oth panty hose&tights of cotton,knitted/crocheted                       | 76                             | 28 755                        | 5 434                      | 107 383                       |
| 6115299000 | Oth panty hose&tights of oth textilematerials, knitted/crocheted        | 2 640                          | 12 309                        | 19 324                     | 128 396                       |
| 6115301000 | Oth women's full-length,knee-lengthhosiery of cotton, single yarn       | 0                              | 145                           | 0                          | 764                           |
| 6115309000 | Oth women's full-length,knee-lengthhosiery of not cotton,single y;      | 3                              | 8 606                         | 143                        | 31 877                        |
| 6115940000 | Footwear without applied soles of wool/fine animal hair, knitted/c      | 150                            | 989                           | 6 368                      | 38 127                        |
| 6115950000 | Footwear without applied soles ofcotton, knitted/crocheted              | 4 846                          | 104 329                       | 114 810                    | 1 563 651                     |
| 6115960000 | Footwear without applied soles ofsynthetic fibres, knitted/crochet      | 42 258                         | 253 923                       | 222 912                    | 1 754 354                     |
| 6115990000 | Footwear without applied soles ofoth textile material, knitted/cro      | 2 308                          | 30 082                        | 15 044                     | 226 297                       |
| 6116101000 | Divers' gloves, impregnated coatedplastics/rubbers, knit/croch          | 0                              | 826                           | 0                          | 14 969                        |
| 6116109000 | Gloves,mittens,mitts, impregnatedcoated plastics/rubbers, knit/cr       | 12 859                         | 153 271                       | 162 192                    | 1 678 343                     |
| 6116910000 | Gloves,mittens,of wool/fine animal hairnot impregn coated plastic       | 62                             | 537                           | 1 334                      | 9 388                         |
| 6116920000 | Gloves,mittens,of cotton not impregnc coated plastics/rubbers, knit     | 500                            | 30 991                        | 2 478                      | 111 624                       |

**I.3. IMPOR MENURUT KOMODITI / IMPORT BY HS COMMODITY**  
**\*\*\* NOVEMBER/NOVEMBER 2013 \*\*\***

| HS         | Uraian Komoditi<br>Commodity Description                              | Berat Bersih / Net Weight (Kg) |                               | Nilai / Value C.I.F (US\$) |                               |
|------------|---|--------------------------------|-------------------------------|----------------------------|-------------------------------|
|            |   | Bulan ini<br>Current Month     | Kumulatif<br>Cum.Jan. to date | Bulan ini<br>Current Month | Kumulatif<br>Cum.Jan. to date |
| 6116930010 | Divers' gloves of synthetic fibres not impregn coated plastics/rubb   | 0                              | 8 409                         | 0                          | 27 677                        |
| 6116930090 | Gloves,mittens,of synthetic fibres not impregn coated plastics/rubt   | 15 278                         | 97 093                        | 140 708                    | 1 074 401                     |
| 6116990000 | Gloves,mittens,of oth textile materialsnot impregn coated plastics    | 1 117                          | 3 604                         | 57 795                     | 118 544                       |
| 6117101000 | Shawls,scarves,mufflers,mantillas&the like of cotton, knitted/crocl   | 196                            | 7 229                         | 1 444                      | 103 916                       |
| 6117109000 | Shawls,scarves,mufflers,mantillas&the like of not cotton, knittid/crc | 5 381                          | 96 513                        | 120 679                    | 1 066 866                     |
| 6117801100 | Ties, bow ties & cravats of wool/fine animal hair, knitted/crochetet  | 2                              | 32                            | 49                         | 1 013                         |
| 6117801900 | Ties, bow ties & cravats of oth thanwool/fine animal hair, knitted/   | 1 493                          | 19 445                        | 28 763                     | 320 638                       |
| 6117802000 | Wrist band,knee band/anide bandknitted/crocheted                      | 2 653                          | 34 176                        | 29 304                     | 400 328                       |
| 6117809000 | Other clothing accessories, knitted/crocheted                         | 20 665                         | 359 399                       | 293 852                    | 3 941 341                     |
| 6117900000 | Other parts of garment, knitted/crocheted                             | 31 819                         | 386 335                       | 309 892                    | 3 717 659                     |
| 6201110000 | Men's/boy's ovr coats,car coat,capes ofwool/fine animal hair oth t    | 473                            | 3 021                         | 28 985                     | 142 773                       |
| 6201120000 | Men's/boy's ovr coats,car coat,capes ofcotton oth than of heading     | 33 746                         | 44 628                        | 568 163                    | 792 571                       |
| 6201130000 | Men's/boy's ovr coats,car coat,capes ofman-made fibr oth than of      | 4 853                          | 69 435                        | 112 181                    | 879 423                       |
| 6201190020 | Men's/boy's ovr coats,car coat,capes oframi oth than of heading 6     | 0                              | 424                           | 0                          | 47 557                        |
| 6201190090 | Men's/boy's ovr coats,car coat,capes ofoth textl matrl oth thn of h   | 13                             | 20 328                        | 92                         | 336 912                       |
| 6201910000 | Men's/boys' wind-cheaters,wind-jacketsof wool/fne animl hair oth      | 374                            | 606                           | 18 566                     | 30 730                        |
| 6201920000 | Men's/boys' wind-cheaters,wind-jacketsof cotton oth than of heac      | 907                            | 13 422                        | 36 260                     | 548 109                       |
| 6201930000 | Men's/boys' wind-cheaters,wind-jacketsof man-made fibr oth thn        | 4 709                          | 57 889                        | 147 441                    | 1 608 845                     |
| 6201990090 | Men's/boys' wind-cheaters,wind-jacketsof oth textl matrl oth thn      | 9 326                          | 49 601                        | 167 218                    | 1 044 543                     |
| 6202110000 | Women's/girl's ovr coats,car coat,capesof wool/fne animl hair oth     | 1 689                          | 11 451                        | 103 746                    | 695 271                       |
| 6202120000 | Women's/girl's ovr coats,car coat,capesof cotton oth than of head     | 484                            | 7 146                         | 22 949                     | 410 902                       |
| 6202130000 | Women's/girl's ovr coats,car coat,capesof man-made fibr oth thn c     | 2 453                          | 31 040                        | 141 613                    | 1 171 814                     |
| 6202190010 | Women's/girl's ovr coats,car coat,capesof silk oth than of heading    | 0                              | 5                             | 0                          | 3 255                         |
| 6202190020 | Women's/girl's ovr coats,car coat,capesof rami oth than of headin     | 0                              | 2                             | 0                          | 2                             |
| 6202190090 | Women's/girl's ovr coats,car coat,capesof oth textl matrl oth thn c   | 6                              | 35 536                        | 294                        | 109 347                       |
| 6202910000 | Women's/girl's wind-cheaters,wind-jacketof wool/fne animl hair o      | 278                            | 1 418                         | 14 971                     | 89 774                        |
| 6202920000 | Women's/girl's wind-cheaters,wind-jacketof cotton oth than of he      | 334                            | 14 341                        | 16 786                     | 551 840                       |
| 6202930000 | Women's/girl's wind-cheaters,wind-jacketof man-made fibr oth th       | 6 996                          | 47 517                        | 190 304                    | 1 303 396                     |
| 6202990010 | Women's/girl's wind-cheaters,wind-jacketof silk oth than of headi     | 154                            | 163                           | 5 838                      | 14 370                        |
| 6202990090 | Women's/girl's wind-cheaters,wind-jacketof oth textl matrl oth th     | 11                             | 869                           | 555                        | 52 702                        |
| 6203110000 | Men's/boy's suits of wool/fine animalhair, not knitted/crocheted      | 38                             | 847                           | 5 451                      | 85 534                        |
| 6203120000 | Men's/boy's suits of synthetic fibres, not knitted/crocheted          | 2 144                          | 6 575                         | 5 683                      | 67 793                        |
| 6203191010 | Men's/boy's suits of cotton, printed bytraditional batik process,no   | 0                              | 620                           | 0                          | 1 358                         |
| 6203191090 | Men's/boy's suits of cotton, not printedby trdtional batik process,r  | 432                            | 23 990                        | 828                        | 85 265                        |
| 6203199011 | Men's/boy's suits of silk, printed bytraditional batik process,not kn | 0                              | 2 993                         | 0                          | 2 992                         |
| 6203199019 | Men's/boy's suits of silk, not printedby trdtional batik process,not  | 7                              | 7                             | 8                          | 8                             |
| 6203199090 | Men's/boy's suits of other textile maternot knitted/crocheted         | 1                              | 9 331                         | 13                         | 100 013                       |
| 6203220090 | Men's/boy's ensembles of cotton,notprinted by trdtional batik pro     | 0                              | 606                           | 0                          | 4 093                         |
| 6203230000 | Men's/boy's ensembles of syntheticfibres,not knitted/crocheted        | 18                             | 473                           | 373                        | 2 447                         |
| 6203291000 | Men's/boy's ensembles of wool/fineanimal hair, not knitted/croch      | 0                              | 1                             | 0                          | 2                             |
| 6203299000 | Men's/boy's ensembles of other textilematerial, not knitted/croch     | 165                            | 172                           | 923                        | 2 825                         |
| 6203310000 | Men's/boy's jackets&blazers of wool/fine animal hair, not knitted/    | 1 210                          | 9 438                         | 76 738                     | 634 719                       |
| 6203320010 | Men's/boy's jackets&blazers of cotton,printed by trdtional batik pi   | 0                              | 32                            | 0                          | 732                           |
| 6203320090 | Men's/boy's jackets&blazers of cotton, not printed by trdtional bat   | 10 266                         | 161 311                       | 103 250                    | 1 453 179                     |
| 6203330000 | Men's/boy's jackets&blazers of synthtcfibres, not knitted/crochete    | 13 836                         | 184 511                       | 193 944                    | 1 903 635                     |
| 6203390000 | Men's/boy's jackets&blazers of othertextile material, not knitt/cro   | 741                            | 11 778                        | 16 406                     | 412 355                       |
| 6203410000 | Men's/boy's trousers, breeches&shortsof wool/fine animal hair,nc      | 544                            | 4 447                         | 31 423                     | 313 582                       |
| 6203421000 | Men's/boy's bib&brace overalls ofcotton, not knitted/crocheted        | 132                            | 36 222                        | 413                        | 35 995                        |
| 6203429000 | Men's/boy's trousers, breeches&shortsof cotton, not knitted/crocl     | 163 333                        | 4 058 542                     | 2 796 703                  | 32 651 114                    |
| 6203430000 | Men's/boy's trousers, breeches&shortsof synthtc fibres,not knitt/c    | 14 054                         | 217 409                       | 549 252                    | 6 256 670                     |
| 6203490010 | Men's/boy's trousers, breeches&shortsof silk, not knitted/crochet     | 3                              | 60                            | 708                        | 3 654                         |
| 6203490090 | Men's/boy's trousers, breeches&shortsof oth textile material,not l    | 3 152                          | 44 628                        | 28 795                     | 468 619                       |
| 6204110000 | Women's/girl's suits of wool/fineanimal hair,not knitted/crochetet    | 0                              | 28                            | 0                          | 2 475                         |
| 6204120010 | Women's/girl's suits of cotton, printedby trdtional batik process,not | 0                              | 2 191                         | 0                          | 8 835                         |
| 6204120090 | Female's suits of cotton, not printed bytraditional batik process     | 5 120                          | 40 825                        | 12 064                     | 118 919                       |
| 6204130000 | Female's suits of synthetic fibres                                    | 2 599                          | 44 305                        | 11 416                     | 124 363                       |
| 6204190011 | Female's suits of silk, printed bytraditional batik process           | 0                              | 2                             | 0                          | 43                            |
| 6204190019 | Female's suits of silk, not printed bytraditional batik process       | 0                              | 46                            | 0                          | 4 796                         |
| 6204190090 | Female's suits of oth textiles, not silk                              | 14                             | 838                           | 128                        | 26 623                        |
| 6204220090 | Female's ensembles of cotton, notprinted by traditional batik procc   | 7                              | 16                            | 188                        | 508                           |
| 6204230000 | Female's ensembles of synthetic fibres                                | 56                             | 2 348                         | 2 377                      | 9 220                         |
| 6204290010 | Female's ensembles of silk  | 11                             | 11                            | 357                        | 357                           |
| 6204290090 | Female's ensembles of other textiles,not silk                         | 0                              | 15                            | 0                          | 733                           |
| 6204310000 | Female's jackets & blazers of wool/fineanimal hair                    | 218                            | 1 599                         | 20 482                     | 154 103                       |
| 6204320010 | Female's jackets & blazers of cotton,printed by traditional batik prc | 0                              | 24                            | 0                          | 996                           |
| 6204320090 | Female's jackets & blazers of cotton,not printed by traditional bati  | 18 325                         | 130 591                       | 82 265                     | 1 451 657                     |
| 6204330000 | Female's jackets & blazers of syntheticfibres                         | 5 995                          | 116 633                       | 149 470                    | 2 037 806                     |
| 6204390019 | Female's jackets and blazers of silk,not printed by traditional batik | 0                              | 240                           | 0                          | 27 160                        |
| 6204390090 | Oth female's jackets and blazers of othtextiles, not silk             | 359                            | 8 819                         | 20 685                     | 611 292                       |
| 6204410000 | Female's dresses of wool/fine animalhair                              | 134                            | 533                           | 8 514                      | 56 428                        |
| 6204420010 | Female's dresses of cotton, printed bytraditional batik process       | 0                              | 118                           | 0                          | 4 325                         |



**I.3. IMPOR MENURUT KOMODITI / IMPORT BY HS COMMODITY**  
**\*\*\* NOVEMBER/NOVEMBER 2013 \*\*\***

| HS         | Uraian Komoditi<br>Commodity Description                                       | Berat Bersih / Net Weight (Kg) |                               | Nilai / Value C.I.F (US\$) |                               |
|------------|--|--------------------------------|-------------------------------|----------------------------|-------------------------------|
|            |  | Bulan ini<br>Current Month     | Kumulatif<br>Cum.Jan. to date | Bulan ini<br>Current Month | Kumulatif<br>Cum.Jan. to date |
| 6204420090 | Female's dresses of cotton, not printed by traditional batik process           | 25 958                         | 738 829                       | 197 510                    | 4 263 315                     |
| 6204430000 | Female's dresses of synthetic fibres   | 97 231                         | 947 051                       | 861 205                    | 9 055 966                     |
| 6204440000 | Female's dresses of artificial fibres  | 5 448                          | 47 616                        | 244 093                    | 2 723 489                     |
| 6204490019 | Female's dresses of silk, not printed by traditional batik process             | 165                            | 4 296                         | 34 402                     | 528 164                       |
| 6204490090 | Female's dresses of oth textiles, not silk and not by traditional batik        | 38 707                         | 217 005                       | 125 965                    | 1 089 858                     |
| 6204510000 | Female's skirts & divided skirts of wool/fine animal hair                      | 218                            | 599                           | 13 520                     | 52 772                        |
| 6204520010 | Female's skirts & divided skirts of cotton, printed by traditional batik       | 1                              | 15                            | 9                          | 845                           |
| 6204520090 | Female's skirts & divided skirts of cotton, not by traditional batik process   | 14 545                         | 280 761                       | 111 205                    | 2 121 052                     |
| 6204530000 | Female's skirts & divided skirts of synthetic fibres                           | 9 844                          | 121 327                       | 201 592                    | 2 083 880                     |
| 6204590019 | Female's skirts & divided skirts of silk, not by traditional batik process     | 19                             | 235                           | 6 958                      | 36 276                        |
| 6204590090 | Female's skirts & divided skirts of oth textiles, not silk                     | 1 107                          | 14 207                        | 43 829                     | 429 988                       |
| 6204610000 | Female's trousers/bib & brace overall/breeches/shorts of wool/fine             | 60                             | 736                           | 4 495                      | 97 150                        |
| 6204620000 | Female's trousers/bib & brace overall/breeches/shorts of cotton                | 152 735                        | 2 737 344                     | 1 890 717                  | 27 417 422                    |
| 6204630010 | Female's trousers/shorts/etc of synthetic fibers for clothing aviator          | 0                              | 32                            | 0                          | 476                           |
| 6204630090 | Female's trousers/shorts/etc of synthetic fibers not for clothing aviator      | 9 115                          | 144 941                       | 324 027                    | 3 419 338                     |
| 6204690000 | Female's trousers/shorts/etc of oth wool or fine animal hair and cotton        | 2 823                          | 187 579                       | 98 061                     | 2 280 153                     |
| 6205200010 | Male's shirts of cotton, printed by traditional batik process                  | 76                             | 7 111                         | 1 808                      | 164 026                       |
| 6205200090 | Male's shirts of cotton, not printed by traditional batik process              | 66 942                         | 701 684                       | 1 703 322                  | 14 898 043                    |
| 6205300000 | Male's shirts of man-made fibres   | 6 984                          | 69 033                        | 76 154                     | 974 782                       |
| 6205901000 | Male's shirts of oth textiles of wool or fine animal hair                      | 24                             | 3 239                         | 491                        | 17 333                        |
| 6205909019 | Male's shirts of silk, not printed by traditional batik process                | 1                              | 479                           | 768                        | 33 430                        |
| 6205909090 | Male's shirts of oth wool or fine animal hair, not silk                        | 59                             | 19 249                        | 2 102                      | 749 938                       |
| 6206100090 | Female's blouses/shirts/shirt blouses of silk/waste, not by traditional batik  | 637                            | 11 622                        | 80 311                     | 1 157 048                     |
| 6206200000 | Female's blouses/shirts/shirt blouses of wool/fine animal hair                 | 1                              | 3 183                         | 38                         | 17 020                        |
| 6206300010 | Female's blouses/shirts/shirt blouses of cotton, by traditional batik          | 4                              | 9                             | 123                        | 221                           |
| 6206300090 | Female's blouses/shirts/shirt blouses of cotton, not by traditional batik      | 298 840                        | 2 308 698                     | 2 302 720                  | 17 361 174                    |
| 6206400000 | Female's blouses/shirts/shirt blouses of man-made fibres                       | 48 733                         | 731 208                       | 1 076 511                  | 13 796 596                    |
| 6206900000 | Female's blouses/shirts/shirt blouses of oth textiles                          | 665                            | 26 245                        | 38 634                     | 987 858                       |
| 6207110000 | Male's underpants & briefs of cotton   | 665                            | 7 464                         | 32 833                     | 288 152                       |
| 6207190000 | Male's underpants & briefs of oth textiles, not cotton                         | 28                             | 15 148                        | 304                        | 123 350                       |
| 6207210090 | Male's nightshirts & pyjamas of cotton, not printed by traditional batik       | 42                             | 18 208                        | 2 306                      | 102 908                       |
| 6207220000 | Male's nightshirts & pyjamas of man-made fibres                                | 0                              | 373                           | 0                          | 17 626                        |
| 6207290010 | Male's nightshirts & pyjamas of silk   | 0                              | 228                           | 0                          | 4 013                         |
| 6207290090 | Male's nightshirts & pyjamas of oth textiles, not silk & cotton                | 7                              | 19                            | 362                        | 430                           |
| 6207910000 | Male's wear, not underpants/briefs/nightshirts/pajamas of cotton               | 812                            | 2 859                         | 19 904                     | 58 223                        |
| 6207991000 | Male's wear, not underpants/briefs/nightshirts/pajamas of man-made             | 0                              | 454                           | 0                          | 17 827                        |
| 6207999000 | Male's wear, not underpants/briefs/nightshirts/pajamas of oth textiles         | 30                             | 9 414                         | 78                         | 52 710                        |
| 6208110000 | Female's slips & petticoats of man-made fibres                                 | 0                              | 50                            | 0                          | 2 128                         |
| 6208190000 | Female's slips & petticoats of oth textiles                                    | 0                              | 1 344                         | 0                          | 8 872                         |
| 6208210090 | Female's nightdresses & pajamas of cotton, not by traditional batik            | 94                             | 51 620                        | 3 831                      | 149 271                       |
| 6208220000 | Female's nightdresses & pajamas of man-made fibres                             | 69                             | 19 687                        | 2 698                      | 70 284                        |
| 6208290019 | Female's nightdresses & pajamas of silk, not printed by traditional batik      | 46                             | 161                           | 3 910                      | 12 380                        |
| 6208290090 | Female's nightdresses & pajamas, not cotton & oth textiles                     | 2                              | 51                            | 57                         | 1 633                         |
| 6208910019 | Female's negliges of cotton not printed by traditional batik process           | 356                            | 807                           | 2 403                      | 10 831                        |
| 6208910090 | Oth female's negliges of cotton  | 1 512                          | 29 663                        | 5 419                      | 136 037                       |
| 6208920019 | Female's negliges of man-made fibres, not printed by traditional batik         | 49                             | 491                           | 543                        | 5 570                         |
| 6208920090 | Oth female's wear of cotton, not negliges                                      | 2 995                          | 27 070                        | 21 366                     | 207 630                       |
| 6208991000 | Female's wear of oth textiles of wool or fine animal hair                      | 5                              | 5                             | 241                        | 241                           |
| 6208999000 | Female's wear of oth textiles, not wool or fine animal hair                    | 93                             | 1 440                         | 6 799                      | 33 078                        |
| 6209203000 | Babies' t-shirts, shirts, pajamas, same items of cotton                        | 564                            | 19 089                        | 20 733                     | 438 137                       |
| 6209209010 | Babies' suits, pants and same items of cotton, not t-shirts/shirts/pajamas     | 385                            | 25 979                        | 10 645                     | 622 886                       |
| 6209209090 | Oth babies' suits, pants and same items of cotton, not t-shirts/shirts/pajamas | 45 551                         | 362 425                       | 110 310                    | 1 163 145                     |
| 6209301000 | Babies' suits, pants & same items of synthetic fibres                          | 2 062                          | 10 278                        | 18 105                     | 108 283                       |
| 6209303000 | Babies' t-shirts, shirts, pajama, & same items of synthetic fibres             | 58                             | 3 270                         | 1 963                      | 56 789                        |
| 6209304000 | Babies' clothing accessories of synthetic fibers                               | 556                            | 3 168                         | 42 484                     | 200 945                       |
| 6209309000 | Babies' garments of synthetic fibers, not suits/pants/t-shirts/shirts/pajamas  | 2 322                          | 118 553                       | 34 547                     | 1 420 997                     |
| 6209900000 | Babies' garments & clothing accessories of oth textiles, not cotton/synthetic  | 130                            | 1 255                         | 4 088                      | 39 436                        |
| 6210101100 | Work protective garment of chemicals/radiation/fire from fabrics of            | 0                              | 12 914                        | 0                          | 43 240                        |
| 6210101900 | Work protective garment of oth hazardous substances from fabrics of 56         | 0                              | 1 067                         | 0                          | 17 501                        |
| 6210109000 | Garment from fabric 5602/5603, not for work protective                         | 74                             | 17 324                        | 1 276                      | 98 883                        |
| 6210202000 | Oth garment of subhead 620111-620119, protective work from fire                | 8                              | 678                           | 236                        | 81 769                        |
| 6210204000 | Oth garment of subhead 620111-620119, of oth protective work                   | 0                              | 7 663                         | 0                          | 69 115                        |
| 6210209000 | Oth garment of subhead 620111-620119, for protective work from fire            | 256                            | 5 900                         | 4 159                      | 53 149                        |
| 6210302000 | Oth garment of subhead 620211-620219, protective work from fire                | 0                              | 62                            | 0                          | 1 282                         |
| 6210304000 | Oth garment of subhead 620211-620219, of oth protective work                   | 0                              | 220                           | 0                          | 24                            |
| 6210309000 | Oth garment of subhead 620211-620219, for protective work from fire            | 950                            | 12 460                        | 22 180                     | 253 243                       |
| 6210401000 | Oth male garment of 5602/03;5903/06/07 for protective work from fire           | 0                              | 2 832                         | 0                          | 24 453                        |
| 6210402000 | Oth male garment of 5602/03;5903/06/07 for protective work from fire           | 0                              | 154                           | 0                          | 10 686                        |
| 6210409000 | Oth male garment of 5602/03;5903/06/07 for protective work from fire           | 1 453                          | 20 995                        | 62 738                     | 894 339                       |
| 6210501000 | Oth female garment of 5602/03;5903/06/07 for protective work from fire         | 65                             | 222                           | 2 887                      | 7 468                         |
| 6210502000 | Oth female garment of 5602/03;5903/06/07 for protective work from fire         | 0                              | 22                            | 0                          | 1 598                         |

**I.3. IMPOR MENURUT KOMODITI / IMPORT BY HS COMMODITY**  
**\*\*\* NOVEMBER/NOVEMBER 2013 \*\*\***

| HS         | Uraian Komoditi<br>Commodity Description                                | Berat Bersih / Net Weight (Kg) |                               | Nilai / Value C.I.F (US\$) |                               |
|------------|---|--------------------------------|-------------------------------|----------------------------|-------------------------------|
|            |   | Bulan ini<br>Current Month     | Kumulatif<br>Cum.Jan. to date | Bulan ini<br>Current Month | Kumulatif<br>Cum.Jan. to date |
| 6210509000 | Oth female garmnt of 5602/03;5903/06/07for protect work from c          | 7 081                          | 37 006                        | 106 877                    | 1 022 134                     |
| 6211110000 | Male's swimwear   | 3 330                          | 20 997                        | 119 664                    | 662 277                       |
| 6211120000 | Female's swimwear   | 15 514                         | 180 785                       | 193 209                    | 2 606 373                     |
| 6211200000 | Garments ski suits for male and female                                  | 0                              | 38                            | 0                          | 2 715                         |
| 6211321000 | Oth male's garments of cotton forrencing/wrestling                      | 0                              | 36                            | 0                          | 3 102                         |
| 6211329000 | Oth male's garments of cotton not forrencing/wrestling/pilgrimag        | 2 000                          | 30 542                        | 53 840                     | 159 540                       |
| 6211331000 | Oth male's garments of man-made fibresfor rencing or wrestling          | 0                              | 1                             | 0                          | 49                            |
| 6211333000 | Oth male's garments of man-made fibresto protect from chemical:         | 0                              | 93                            | 0                          | 9 542                         |
| 6211339000 | Oth male's garments of man-made fibresto protect from oth hazar         | 564                            | 8 396                         | 12 388                     | 179 726                       |
| 6211391000 | Oth male's garments of syhntetic fibresfor rencing/wrestling            | 0                              | 1                             | 0                          | 10                            |
| 6211393000 | Oth male's garments of syhntetic fibresto protect from chemicals/       | 0                              | 13                            | 0                          | 317                           |
| 6211399000 | Oth male's garments of syhntetic fibresto protect from oth hazard       | 48                             | 7 847                         | 3 065                      | 70 085                        |
| 6211421000 | Oth female's garments of cotton forrencing/wrestling                    | 8                              | 1 333                         | 141                        | 94 190                        |
| 6211429000 | Oth male's garments of cotton not forrencing/wrestling/prayer clc       | 3 584                          | 17 176                        | 76 324                     | 473 615                       |
| 6211431000 | Oth female's garmnt of man-made fibresfor surgical gowns                | 3                              | 33                            | 5                          | 64                            |
| 6211432000 | Oth female's garmnt of man-made fibresfor prayer cloaks                 | 0                              | 15                            | 0                          | 692                           |
| 6211439000 | Oth female's garmnt of man-made fibresnot for subhead 6211431           | 4 368                          | 73 626                        | 145 307                    | 1 708 966                     |
| 6211491000 | Oth female's garmnt of oth textiles forrencing/wrestling                | 0                              | 10                            | 0                          | 721                           |
| 6211499000 | Oth female's garmnt of oth textiles notfor forrencing/wrestling/pr      | 279                            | 3 752                         | 27 972                     | 180 340                       |
| 6212101000 | Brassieres of cotton, not knitted/crocheted                             | 29 370                         | 323 362                       | 160 337                    | 2 459 539                     |
| 6212109000 | Brassieres of oth textiles, not knitted/crocheted                       | 541 405                        | 5 591 562                     | 2 193 448                  | 18 843 981                    |
| 6212201000 | Girdles & panty-girdles of cotton, notknitted/crocheted                 | 0                              | 1 180                         | 0                          | 19 462                        |
| 6212209000 | Girdles & panty-girdles of ot textilematerials, not knitted/crochete    | 5 738                          | 64 244                        | 66 941                     | 1 073 120                     |
| 6212301000 | Corsets of cotton, not knitted/crocheted                                | 0                              | 1 394                         | 0                          | 4 825                         |
| 6212309000 | Corsets of oth textile materials, notknitted/crocheted                  | 504                            | 25 952                        | 12 420                     | 204 065                       |
| 6212901100 | Suspenders/garters/braces of cotton fortreatment of scar tissue&        | 0                              | 34                            | 0                          | 181                           |
| 6212901900 | Suspenders/garters/braces of cotton notfor treatment scar/athleti       | 1 303                          | 9 346                         | 24 441                     | 268 764                       |
| 6212909100 | Suspenders/garters/braces of oth txtilesfor trtment of scar tissue&     | 4                              | 8                             | 7                          | 17                            |
| 6212909200 | Suspenders/garters/braces of oth txtilesfor athletic supporters         | 6 074                          | 12 088                        | 117 573                    | 244 496                       |
| 6212909900 | Suspenders/garters/braces of oth txtilesnot for treatment scar/atf      | 54 099                         | 472 895                       | 956 250                    | 8 979 371                     |
| 6213201000 | Handkerchiefs of cotton, printed bytraditional batik process            | 0                              | 5                             | 0                          | 203                           |
| 6213209000 | Handkerchiefs of cotton, not printed bytraditional batik process        | 79                             | 101 412                       | 2 614                      | 140 278                       |
| 6213901100 | Handkerchiefs of silk/waste, printed bytraditional batik process        | 0                              | 2                             | 0                          | 292                           |
| 6213901900 | Handkerchiefs of silk/waste, not printedby traditional batik proces     | 13                             | 64                            | 606                        | 3 091                         |
| 6213909900 | Handkerchiefs of oth textiles not silk/waste, not by traditional bati   | 6                              | 570                           | 45                         | 3 737                         |
| 6214101000 | Syals/scarves/mufflers/mantillas/veilsof silk/waste, by trad batik p    | 0                              | 3                             | 0                          | 196                           |
| 6214109000 | Syals/scarves/mufflers/mantillas/veilsof silk/waste, not by trad ba     | 212                            | 2 104                         | 49 714                     | 466 703                       |
| 6214200000 | Syals/scarves/mufflers/mantillas/veilsof wool/fine animal hair          | 134                            | 1 162                         | 12 510                     | 146 389                       |
| 6214309000 | Syals/scarves/mufflers/mantillas/veilsof synth fibres, not by trad b    | 8 833                          | 1 214 363                     | 106 653                    | 2 457 465                     |
| 6214409000 | Syals/scarves/mufflers/mantillas/veilsof artificial fibres, not trad b& | 527                            | 9 737                         | 14 907                     | 398 262                       |
| 6214909000 | Syals/scarves/mufflers/mantillas/veilsof oth textiles, not by trad b    | 3 449                          | 86 278                        | 26 131                     | 597 284                       |
| 6215101000 | Ties/bow ties/cravats of silk/waste,printed by traditional batik pro    | 0                              | 859                           | 0                          | 4 228                         |
| 6215109000 | Ties/bow ties/cravats of silk/waste,not printed by traditional batik    | 458                            | 4 467                         | 37 695                     | 662 928                       |
| 6215209000 | Ties/bow ties/cravats of man-made fibres, not printed by tradition      | 3 159                          | 28 874                        | 53 788                     | 273 534                       |
| 6215909000 | Ties/bow ties/cravats of oth textiles,not printed by traditional bati   | 90                             | 4 085                         | 3 116                      | 49 646                        |
| 6216001000 | Protective work gloves, mittens & mitts                                 | 3 651                          | 214 353                       | 72 308                     | 747 974                       |
| 6216009100 | Oth gloves, mittens & mitts of wool/fineanimal hair                     | 0                              | 54                            | 0                          | 3 317                         |
| 6216009200 | Oth gloves, mittens & mitts of cotton                                   | 1                              | 4 264                         | 68                         | 14 313                        |
| 6216009900 | Oth gloves, mittens & mitts not wool/fine animal hair/cotton            | 1 675                          | 24 395                        | 27 158                     | 394 935                       |
| 6217101000 | Accesories of oth made up clothing, oththan hd 6212 for judo belt:      | 12 228                         | 180 127                       | 216 788                    | 3 065 841                     |
| 6217109000 | Accesories of oth made up clothing, oththan hd 6212, not for judo       | 66 288                         | 663 923                       | 913 204                    | 11 019 258                    |
| 6217900000 | Parts of garments or clothing accssories oth than of heading 6212       | 58 708                         | 744 799                       | 1 424 714                  | 16 443 207                    |
| 6301100000 | Electric blankets   | 1                              | 18                            | 9                          | 5 273                         |
| 6301200000 | Blankets (not electric) & trvelling rugsof wool/fine animal hair        | 49                             | 22 108                        | 1 245                      | 55 065                        |
| 6301300010 | Blankets (not electric) & trvelling rugsof cotton                       | 0                              | 17                            | 0                          | 746                           |
| 6301300090 | Blankets (not electric) & trvelling rugsof cotton                       | 25 999                         | 209 658                       | 19 766                     | 681 291                       |
| 6301400010 | Blankets (not electric) & trvelling rugsof synthtc fibres of nonwove    | 398                            | 17 295                        | 8 635                      | 124 754                       |
| 6301400090 | Blankets (not electric) & trvelling rugsof synthtc fibres of woven fa   | 314 957                        | 2 893 505                     | 700 433                    | 5 470 000                     |
| 6301900010 | Oth blankets & travelling rugs, nonwoven fabrics of nonwoven fab        | 0                              | 235                           | 0                          | 1 419                         |
| 6301900090 | Oth blankets & travelling rugs of wovenfabrics                          | 28 736                         | 246 422                       | 106 441                    | 507 975                       |
| 6302100000 | Bed linen, knitted/crocheted  | 937                            | 26 113                        | 2 285                      | 92 752                        |
| 6302210000 | Oth bed linen of cotton, printed  | 5 478                          | 259 047                       | 38 710                     | 3 309 572                     |
| 6302229000 | Oth bed linen of man-made fibres ofwoven fabrics, printed               | 33 018                         | 163 583                       | 223 463                    | 1 417 197                     |
| 6302310000 | Oth bed linen of cotton, not printed                                    | 606                            | 151 672                       | 8 541                      | 2 145 981                     |
| 6302321000 | Oth bed linen of man-made fabrics ofnonwoven fabrics                    | 543                            | 16 682                        | 5 248                      | 93 720                        |
| 6302329000 | Oth bed linen of man-made fabrics ofwoven fabrics                       | 10 305                         | 78 211                        | 51 997                     | 358 924                       |
| 6302390000 | Oth bed linen of oth textiles, notprinted                               | 516                            | 1 099                         | 5 127                      | 14 517                        |
| 6302400000 | Table linen, knitted or crocheted                                       | 79                             | 6 127                         | 590                        | 41 303                        |
| 6302510010 | Oth table linen of cotton, printed bytraditional batik process          | 11                             | 23                            | 305                        | 766                           |
| 6302510090 | Oth table linen of cotton, not printedby traditional batik process      | 450                            | 7 168                         | 14 680                     | 84 736                        |
| 6302530000 | Oth table linen,of man-made fibres                                      | 2 623                          | 52 517                        | 29 742                     | 249 302                       |

**I.3. IMPOR MENURUT KOMODITI / IMPORT BY HS COMMODITY**  
**\*\*\* NOVEMBER/NOVEMBER 2013 \*\*\***

| HS         | Uraian Komoditi<br>Commodity Description                               | Berat Bersih / Net Weight (Kg) |                               | Nilai / Value C.I.F (US\$) |                               |
|------------|--|--------------------------------|-------------------------------|----------------------------|-------------------------------|
|            |  | Bulan ini<br>Current Month     | Kumulatif<br>Cum.Jan. to date | Bulan ini<br>Current Month | Kumulatif<br>Cum.Jan. to date |
| 6302590000 | Oth table linen,of oth textiles  | 3 333                          | 104 418                       | 26 567                     | 250 230                       |
| 6302600000 | Toilet&kitchen linen of terry towelling/similar terry fabrics of cotto | 268 056                        | 2 060 468                     | 368 857                    | 3 294 734                     |
| 6302910000 | Oth linen not for bed, table, toilet &kitchen of cotton                | 159                            | 34 658                        | 4 135                      | 337 924                       |
| 6302930000 | Oth linen not for bed, table, toilet &kitchen of man-made fibres       | 19 221                         | 237 940                       | 145 073                    | 1 613 833                     |
| 6302990000 | Oth linen not for bed, table, toilet &kitchen of oth textiles          | 653                            | 15 870                        | 15 841                     | 75 944                        |
| 6303120000 | Curtains (inc drapes) & int blinds/bedvalances of synth fibres, knitt  | 835                            | 36 485                        | 11 619                     | 218 422                       |
| 6303191000 | Curtains (inc drapes) & int blinds/bedvalances of cotton, knitted/ci   | 0                              | 10 351                        | 0                          | 13 219                        |
| 6303199000 | Curtains (inc drapes) & int blinds/bedvalances of oth cotton, knitte   | 191                            | 8 811                         | 3 333                      | 69 530                        |
| 6303910000 | Curtains (inc drapes) & int blinds/bedvalances of cotton, not knitte   | 19                             | 907                           | 533                        | 15 319                        |
| 6303920000 | Curtains (inc drapes) & int blinds/bedvalances of synth fibres, not l  | 368                            | 73 139                        | 18 757                     | 686 423                       |
| 6303990000 | Curtains (inc drapes) & int blinds/bedvalances of oth textiles, not k  | 1 670                          | 45 567                        | 2 508                      | 151 069                       |
| 6304110000 | Bedspreads, knitted/crocheted  | 0                              | 6 725                         | 0                          | 91 090                        |
| 6304191090 | Bedspreads of cotton, not printed bytraditional batik process          | 137                            | 3 236                         | 4 078                      | 46 414                        |
| 6304192000 | Bedspreads of nonwoven, not knitted/crocheted                          | 0                              | 1 632                         | 0                          | 8 209                         |
| 6304199000 | Bedspreads from woven, not knitted/crocheted and not from cotti        | 0                              | 5 660                         | 0                          | 11 631                        |
| 6304911000 | Mosquito nets, knitted/crocheted                                       | 0                              | 249 980                       | 0                          | 1 625 770                     |
| 6304919000 | Oth furnishing artcl, not bedspread/mosquito nets, knitted/croche      | 8                              | 1 272                         | 171                        | 13 029                        |
| 6304920000 | Oth furnishing artcl of cotton, notbedspread & not knitted/croche      | 248                            | 3 868                         | 9 256                      | 43 537                        |
| 6304930000 | Oth furnishing artcl of synthetic fibres, not bedspread & not knitte   | 11 945                         | 119 611                       | 87 211                     | 714 166                       |
| 6304990000 | Oth furnishing artcl of oth textiles,not bedspread & not knitted/crc   | 90                             | 14 602                        | 1 985                      | 92 459                        |
| 6305101100 | New sacks & bags of jute for packinggoods                              | 955 149                        | 10 438 082                    | 781 653                    | 9 198 852                     |
| 6305101900 | New sacks & bags of oth textiles bastfibres of hd 5303 for packing     | 4 679                          | 83 379                        | 95 856                     | 808 761                       |
| 6305102900 | Used sacks & bags of oth textiles bastfibres of hd 5303 for packing    | 0                              | 1 078                         | 0                          | 1 107                         |
| 6305200000 | Sack&bag of cotton for packing goods                                   | 55                             | 33 804                        | 1 444                      | 637 516                       |
| 6305321000 | Fixible intrmdiate bulk containrs ofsynthetic textiles, nonwoven       | 5 178                          | 12 809                        | 17 875                     | 97 852                        |
| 6305322000 | Fixible intrmdiate bulk containrs ofsynthetic textiles, knitted/croch  | 23                             | 136                           | 55                         | 1 875                         |
| 6305329000 | Fixible intrmdiate bulk containrs of syntxtiles, nonwoven & not knit   | 71 223                         | 775 536                       | 340 740                    | 3 369 792                     |
| 6305331000 | Sack&bag of polyethylene/polypropylenestrip/same items, knitted        | 0                              | 22 952                        | 0                          | 78 118                        |
| 6305339000 | Sack&bag of polyethylene/polypropylenestrip, not knitted/croche        | 42 103                         | 451 594                       | 171 091                    | 1 703 139                     |
| 6305391000 | Oth sack&bag of synthetice textils of nonwoven                         | 0                              | 2 426                         | 0                          | 13 733                        |
| 6305392000 | Oth sack&bag of synthetice textils, knitted/crocheted                  | 0                              | 224                           | 0                          | 6 813                         |
| 6305399000 | Oth sack&bag of synthetice textils of woven & not knitted/crochet      | 2 018                          | 10 160                        | 13 671                     | 79 997                        |
| 6305901000 | Sacks & bags of oth textiles of hemp ofheading 5305                    | 0                              | 10 059                        | 0                          | 24 606                        |
| 6305909000 | Sacks & bags of oth textiles not hemp/coconut (coir) of heading 53     | 368                            | 5 627                         | 2 683                      | 14 826                        |
| 6306120000 | Tarpaulins, awnings & sunblinds ofsynthetic fibres                     | 19 308                         | 333 335                       | 31 259                     | 972 206                       |
| 6306191000 | Tarpaulins, awnings & sunblinds of othtextiles of coir fibres of head  | 0                              | 39 127                        | 0                          | 100 407                       |
| 6306199000 | Tarpaulins, awnings & sunblinds of othtextiles, not coir fibres/cotti  | 1 996                          | 150 075                       | 9 027                      | 574 149                       |
| 6306220000 | Tents of synthetic fibres  | 17 135                         | 428 466                       | 174 619                    | 2 051 133                     |
| 6306291000 | Tents of oth textiles of cotton  | 0                              | 303                           | 0                          | 5 152                         |
| 6306299000 | Tents of oth textiles, oth than cotton                                 | 15 452                         | 70 057                        | 92 465                     | 333 013                       |
| 6306300000 | Sails for boats/sailboards/landcraft                                   | 116                            | 700                           | 4 194                      | 10 300                        |
| 6306409000 | Pneumatic mattresses, oth than cotton                                  | 2 193                          | 29 472                        | 10 199                     | 125 488                       |
| 6306900099 | Camping goods of oth textiles of woven                                 | 0                              | 14 486                        | 0                          | 54 764                        |
| 6307101000 | Floor/dish/similar cleaning clothes ordusters of nonwoven              | 3 823                          | 9 959                         | 31 966                     | 99 329                        |
| 6307102000 | Floor/dish/similar cleaning clothes ordusters of felt                  | 0                              | 11 952                        | 0                          | 106 280                       |
| 6307109000 | Floor/dish/similar cleaning clothes ordusters woven oth than felt      | 38 661                         | 465 210                       | 315 711                    | 4 177 996                     |
| 6307200000 | Life-jackets & life-belts  | 8 390                          | 81 473                        | 110 398                    | 805 774                       |
| 6307903000 | Umbrella covers in triangular piece                                    | 3                              | 1 069                         | 151                        | 15 520                        |
| 6307904000 | Surgical masks   | 1 279                          | 26 825                        | 38 382                     | 444 139                       |
| 6307906100 | Harnesses safety suitable for industrialuse                            | 0                              | 6 528                         | 0                          | 30 169                        |
| 6307906900 | Harnesses safety suitable not forindustrial use                        | 18 650                         | 88 441                        | 127 718                    | 555 125                       |
| 6307907000 | Fans and handscreens   | 0                              | 20                            | 0                          | 157                           |
| 6307909000 | Oth made up artcils, not umbrella covers/surgical masks/harnesse       | 52 188                         | 721 026                       | 770 078                    | 8 150 184                     |
| 6308000000 | Sets, consist of woven fabric&yarn w/oaccessories txtiles articles f   | 9 712                          | 118 330                       | 101 047                    | 1 052 527                     |
| 6309000000 | Worn clothing & oth worn articles.                                     | 7 458                          | 27 902                        | 38 582                     | 200 568                       |
| 6310101000 | Used/new rags, sorted  | 4                              | 57                            | 9                          | 148                           |
| 6310109000 | Scrap twine/cordage/rope/cbles worn outarticles of those, sorted       | 3                              | 238 436                       | 15                         | 150 296                       |
| 6310901000 | Used/new rags, unsorted  | 0                              | 1 022                         | 0                          | 18 820                        |
| 6310909000 | Scrap twine/cordage/rope/cbles worn outarticles of those, unsorte      | 1                              | 445 001                       | 1                          | 2 919 107                     |
| 6401100000 | Waterproof footwear incorp protectivemetal toe-cap with outer so       | 18 617                         | 360 627                       | 20 350                     | 498 721                       |
| 6401920000 | Oth waterproof footwear, covering theankle but not cover the kne       | 27 310                         | 95 161                        | 32 593                     | 272 543                       |
| 6401990000 | Oth waterproof footwear with outer solesplastic by stitching, riveti   | 22 807                         | 1 255 996                     | 35 295                     | 1 825 916                     |
| 6402120000 | Ski-boots/cross-country ski-footwear/snowboard boot with upper         | 0                              | 4 210                         | 0                          | 13 076                        |
| 6402191000 | Wrestling footwear with upper of rubber/plastic                        | 0                              | 82                            | 0                          | 1 576                         |
| 6402199000 | Sports footwear not for wrestling/ski/same items with upper of ru      | 173 188                        | 1 639 668                     | 2 786 270                  | 21 662 542                    |
| 6402200000 | Footwear with upper straps/thongassembled to the sole by mear          | 7 421                          | 111 804                       | 33 203                     | 503 462                       |
| 6402911000 | Diving boots covering the ankle withupper of rubber/plastics           | 0                              | 2 825                         | 0                          | 79 491                        |
| 6402919100 | Oth diving boots cover the ankle incorpprotective metal toe-cap, r     | 38                             | 131                           | 1 244                      | 3 775                         |
| 6402919900 | Oth diving boots cover the ankle notincorp protct mtal toe-cap, ru     | 43 263                         | 247 249                       | 218 105                    | 1 996 453                     |
| 6402991000 | Oth footwear not cover the ankle incorpprotect metal toe-cap, ruk      | 2 263                          | 17 711                        | 1 260                      | 136 087                       |
| 6402999000 | Oth footwear not cover the ankle & notincorp protct mtal toe-cap       | 1 706 495                      | 23 340 402                    | 7 701 509                  | 86 904 534                    |

**I.3. IMPOR MENURUT KOMODITI / IMPORT BY HS COMMODITY**  
**\*\*\* NOVEMBER/NOVEMBER 2013 \*\*\***

| HS         | Uraian Komoditi<br>Commodity Description                                | Berat Bersih / Net Weight (Kg) |                               | Nilai / Value C.I.F (US\$) |                               |
|------------|---|--------------------------------|-------------------------------|----------------------------|-------------------------------|
|            |   | Bulan ini<br>Current Month     | Kumulatif<br>Cum.Jan. to date | Bulan ini<br>Current Month | Kumulatif<br>Cum.Jan. to date |
| 6403120000 | Ski-boots, cross-country ski footwear & snowboard boot, with uppr       | 0                              | 7                             | 0                          | 288                           |
| 6403191000 | Sports footwear fitted with spikes,cleats or the same item, leather     | 930                            | 2 067                         | 68 382                     | 99 660                        |
| 6403199000 | Sports footwear not fitted with spikes/bowling/wrstling/weight lif      | 48 724                         | 352 267                       | 974 273                    | 7 319 669                     |
| 6403200000 | Footwear, outer soles of leather, uppersof leather straps accros,in     | 43                             | 2 373                         | 1 214                      | 54 567                        |
| 6403400000 | Oth footwear incorp protect metal toecap with upper of leathers         | 133 438                        | 2 037 735                     | 1 328 901                  | 21 147 374                    |
| 6403510000 | Oth footwear with outer sole of leathercovering the ankle               | 118                            | 2 419                         | 7 796                      | 102 950                       |
| 6403590000 | Oth footwear with outer sole of leather,not covering the ankle          | 1 395                          | 13 817                        | 214 771                    | 1 036 209                     |
| 6403910000 | Oth footwear, not for sprts/incorp metaltoe-cap protect, covering       | 38 662                         | 481 097                       | 714 423                    | 4 682 180                     |
| 6403990000 | Oth footwear, not for sprts/incorp metaltoe-cap protect, not cove       | 144 460                        | 2 217 036                     | 4 052 178                  | 41 547 392                    |
| 6404111000 | Sports footwear with outer sole rubbr/plstc, with spike/cleat           | 0                              | 464                           | 0                          | 18 740                        |
| 6404112000 | Sports footwear for wrestling,weightlifting or gym with outer sole      | 0                              | 1                             | 0                          | 18                            |
| 6404119000 | Sports footwear not fitted with spikes/wrstling/weight lifting/the l    | 53 120                         | 843 044                       | 994 872                    | 15 568 466                    |
| 6404190000 | Oth sports footwear for oth purposedwith outer soles of rubber/         | 106 946                        | 1 965 934                     | 1 789 144                  | 23 505 462                    |
| 6404200000 | Oth footwear with outer soles of leather/composition leather            | 247                            | 12 600                        | 18 796                     | 360 174                       |
| 6405100000 | Oth footwear, with uppers of leather/composition leather                | 18                             | 8 563                         | 385                        | 1 219 217                     |
| 6405200000 | Oth footwear, with uppers of textiles                                   | 508                            | 9 343                         | 6 592                      | 369 956                       |
| 6405900000 | Oth footwear, with upper of ith leather/composition leather/textil      | 74 156                         | 801 003                       | 326 727                    | 3 257 074                     |
| 6406101000 | Uppers & parts thereof, oth than stiffeners of metal toe-caps           | 89 005                         | 606 969                       | 292 220                    | 1 956 057                     |
| 6406109000 | Uppers & parts thereof, oth than stiffeners & not fitted with metal     | 149 556                        | 1 932 536                     | 1 668 416                  | 21 763 023                    |
| 6406200000 | Parts of footwear with outer soles &heels, of rubber/plastics           | 843 662                        | 9 779 646                     | 7 291 235                  | 77 245 983                    |
| 6406901000 | Parts of footwear of wood   | 123                            | 3 912                         | 2 988                      | 34 819                        |
| 6406902100 | Oth parts of footwear of metal of iron/steel                            | 11 989                         | 864 315                       | 91 343                     | 1 895 521                     |
| 6406902910 | Oth parts of footwear of metal of copper                                | 3 207                          | 7 298                         | 30 451                     | 64 105                        |
| 6406902990 | Oth parts of footwear of oth metal, notiron/steel/copper                | 18 109                         | 140 804                       | 158 745                    | 1 902 116                     |
| 6406903100 | Oth parts of footwear of rubber/plasticin-soles                         | 84 530                         | 956 823                       | 1 079 445                  | 13 079 186                    |
| 6406903200 | Oth parts of footwear of rubber/plasticcomplete-soles                   | 8 866                          | 77 839                        | 114 129                    | 1 045 023                     |
| 6406903900 | Oth parts of footwear of rubber/plasticout-soles                        | 117 851                        | 1 348 522                     | 2 016 502                  | 16 595 964                    |
| 6406909100 | Oth parts of footwear of oth materialsfor gaiters/leggings/same it      | 3 701                          | 159 824                       | 60 023                     | 812 791                       |
| 6406909900 | Oth parts of footwear of oth materialsnot for gaiters/leggings/sam      | 310 491                        | 3 179 675                     | 2 576 594                  | 33 632 396                    |
| 6501000000 | Hat-forms/bodies,hood of felt,not blockshape, not brims, plateau        | 0                              | 399                           | 0                          | 8 885                         |
| 6502000000 | Hat-shapes, plaited by assembling stripof any material, no block sf     | 0                              | 810                           | 0                          | 32 042                        |
| 6504000000 | Hats&oth headgear/plaited by assemblingstrips of any material, tr       | 1 650                          | 84 668                        | 23 963                     | 468 103                       |
| 6505001000 | Hats&oth headgear of a kind used forreligious purposes, knitted/c       | 1 989                          | 17 121                        | 16 587                     | 227 845                       |
| 6505002000 | Hats&oth headgear, knitt/crochet, hair-nets, knitted/crocheted          | 7 159                          | 64 673                        | 119 127                    | 957 218                       |
| 6505009000 | Oth hats&oth headgear, not for hair-nets/religious purposes, knitt      | 22 502                         | 334 905                       | 223 534                    | 2 639 550                     |
| 6506101000 | Protective helmets for motorcyclistswhether/not lined/trimmed           | 19 154                         | 106 401                       | 115 037                    | 892 503                       |
| 6506102000 | Industrial safety & firefighters helmets, excl steel helmets whether    | 15 312                         | 300 571                       | 231 083                    | 2 211 259                     |
| 6506103000 | Steel helmets safety  | 324                            | 333                           | 12 885                     | 13 095                        |
| 6506104000 | Water polo headgear   | 0                              | 1                             | 0                          | 4                             |
| 6506109000 | Oth safety headgear, not for motorcyclist/industrial/firefighters/st    | 14 110                         | 180 002                       | 113 989                    | 1 350 924                     |
| 6506910000 | Oth headgear of rubber/of plastics                                      | 207                            | 36 054                        | 1 919                      | 195 414                       |
| 6506991000 | Oth headgear of furskin   | 0                              | 562                           | 0                          | 20 125                        |
| 6506999000 | Oth headger of oth materials, notfurskin                                | 5 247                          | 105 824                       | 43 574                     | 656 378                       |
| 6507000000 | Head-band,lining,cover,haf foundation,haf frame,peak&chinstrap,         | 26 695                         | 364 669                       | 145 768                    | 1 449 248                     |
| 6601100000 | Garden/similar umbrellas  | 81 839                         | 466 514                       | 136 508                    | 811 061                       |
| 6601910000 | Umbrellas & sun umbrellas having atelescopi shaft                       | 42 432                         | 334 752                       | 224 833                    | 1 160 904                     |
| 6601990000 | Umbrellas & sun umbrellas not having atelescopi shaft                   | 1 520 405                      | 8 440 642                     | 1 841 141                  | 10 571 122                    |
| 6602000000 | Walking-sticks, seat-sticks, whips, riding crops & the like.            | 13 899                         | 90 104                        | 51 730                     | 359 256                       |
| 6603200000 | Umbrella frames, including frames mounted on shafts (sticks)            | 93 357                         | 737 542                       | 119 407                    | 1 107 115                     |
| 6603901000 | Parts, trimmings & accessories forarticles of heading 6601              | 38 135                         | 298 745                       | 63 009                     | 454 003                       |
| 6603902000 | Parts, trimmings & accessories forarticles of heading 6602              | 13 858                         | 69 760                        | 21 230                     | 109 062                       |
| 6701000000 | Skin&oth part of bird with feathr/down,feathr,part of feathr,down       | 1 628                          | 50 549                        | 174 803                    | 3 322 570                     |
| 6702100000 | Artificial flower, foliage, fruit, &parts thereof of plastics           | 141 065                        | 1 859 508                     | 358 051                    | 4 825 634                     |
| 6702901000 | Artificial flower, foliage, fruit, &parts thereof of paper              | 75                             | 1 965                         | 4 968                      | 9 040                         |
| 6702902000 | Artificial flower, foliage, fruit, &parts thereof of textiles           | 4 042                          | 62 256                        | 27 317                     | 282 316                       |
| 6702909000 | Artific flower,foliage,fruit&partsthereof of oth mterials, not paper,   | 30 894                         | 258 987                       | 107 095                    | 1 192 047                     |
| 6703000000 | Human hair, dressed, thinned, bleached,othwise worked for wigs/         | 67 132                         | 728 630                       | 946 504                    | 11 602 458                    |
| 6704110000 | Complete wigs of synthetic textiles                                     | 1 732                          | 10 963                        | 11 017                     | 160 338                       |
| 6704190000 | False beards, eyebrows, eyelashes,switches of synthetic textiles        | 2 578                          | 38 464                        | 42 268                     | 528 969                       |
| 6704200000 | Wigs, false beards, eyebrows,eyelashesof human hair                     | 977                            | 18 481                        | 40 983                     | 319 324                       |
| 6704900000 | Wigs, false beards, eyebrows,eyelashes,of oth materials                 | 1 025                          | 104 797                       | 7 575                      | 1 210 092                     |
| 6801000000 | Setts, curbstones & flagstones, of naturals stone (except slate)        | 25 191 979                     | 122 647 550                   | 238 745                    | 1 056 947                     |
| 6802100000 | Tiles, cubes, similar articles, square <7 cm, artif colored, chipping & | 15 058                         | 81 176                        | 24 669                     | 65 253                        |
| 6802210000 | Oth monmental/building stone of marble,travertine, alabaster, sin       | 1 493 431                      | 26 696 777                    | 441 543                    | 5 451 140                     |
| 6802230010 | Oth monmental/building stone of granitwith polished slabs               | 938 758                        | 14 808 869                    | 466 504                    | 3 736 183                     |
| 6802230090 | Oth monmental/building stone of granitwith not polished slabs           | 183 167                        | 1 417 636                     | 131 079                    | 487 038                       |
| 6802299000 | Monumental/building stone of oth stone, simply cut/sawn with a fl       | 27 122                         | 343 544                       | 4 652                      | 136 882                       |
| 6802911000 | Oth article monumental/building ofmarble                                | 1 902 897                      | 11 326 139                    | 682 800                    | 3 382 613                     |
| 6802919000 | Oth article monumental/building oftravertine & alabaster                | 62                             | 349 653                       | 228                        | 189 220                       |
| 6802920000 | Oth article monumental/building ofcalcareous stone                      | 0                              | 110                           | 0                          | 2 407                         |
| 6802930000 | Oth article monumental/building ofgranite                               | 1 621 257                      | 15 144 530                    | 610 277                    | 3 876 824                     |

**I.3. IMPOR MENURUT KOMODITI / IMPORT BY HS COMMODITY**  
**\*\*\* NOVEMBER/NOVEMBER 2013 \*\*\***

| H S        | Uraian Komoditi<br>Commodity Description                                | Berat Bersih / Net Weight (Kg) |                               | Nilai / Value C.I.F (US\$) |                               |
|------------|---|--------------------------------|-------------------------------|----------------------------|-------------------------------|
|            |   | Bulan ini<br>Current Month     | Kumulatif<br>Cum.Jan. to date | Bulan ini<br>Current Month | Kumulatif<br>Cum.Jan. to date |
| 6802990000 | Oth article monumental/building ofoth stones,not marble/traverti        | 212 053                        | 1 925 959                     | 60 832                     | 838 051                       |
| 6803000000 | Worked slate&articles of slate or ofagglomerated slate                  | 47 114                         | 586 367                       | 33 710                     | 360 347                       |
| 6804100000 | Millstones & grindstones for milling,grinding & pulping                 | 713 678                        | 8 133 823                     | 1 750 643                  | 17 524 654                    |
| 6804210000 | Oth millstone/grindstone for grinding of agglomerated synt/natur        | 118 306                        | 1 729 957                     | 916 961                    | 5 938 754                     |
| 6804220000 | Oth millstone/grindstone of oth agglomerabrasv/cramc for grindin        | 922 062                        | 7 685 905                     | 2 261 127                  | 22 767 479                    |
| 6804230000 | Oth millstone/grindstone of naturl stonefor grinding wheel&the lik      | 292 863                        | 2 065 243                     | 253 817                    | 3 201 343                     |
| 6804300000 | Hand sharpening/polishing stones  | 462 267                        | 2 744 418                     | 263 107                    | 1 874 403                     |
| 6805100000 | Natural/artificial abrasive powder/grainon a base of woven textile      | 277 445                        | 3 186 802                     | 1 420 548                  | 14 224 357                    |
| 6805200000 | Natural/artificial abrasive powder/grainon a base of paper/paperb       | 223 565                        | 2 362 841                     | 656 649                    | 8 198 101                     |
| 6805300010 | Natural/artificial abrasive powder/grainon a base of polishing disc     | 30 293                         | 295 035                       | 264 978                    | 1 930 767                     |
| 6805300090 | Natural/artificial abrasive powder/grainon a base of oth materials,     | 67 829                         | 996 333                       | 451 003                    | 4 734 923                     |
| 6806100000 | Slag wool, rock wool & similar mineralwools in bulk/sheets/rolls        | 826 345                        | 12 726 756                    | 1 079 333                  | 28 214 687                    |
| 6806200000 | Exfoliated vermiculite,expanded clays,foamed slag&similar expans        | 11 034                         | 318 582                       | 48 208                     | 729 817                       |
| 6806900000 | Mixture&article of heat/sound insulating or sound absorb mineral        | 900 238                        | 6 634 560                     | 3 539 245                  | 21 467 531                    |
| 6807100000 | Articles of asphalt/of similar materialin rolls                         | 595 764                        | 6 995 390                     | 443 511                    | 5 640 953                     |
| 6807901000 | Articles of asphalt/of similar materialof tiles, not in rolls           | 0                              | 5 228                         | 0                          | 11 079                        |
| 6807909000 | Articles of asphalt/of similar materialof oth tiles, not in rolls       | 1 522 189                      | 13 680 807                    | 980 175                    | 12 267 730                    |
| 6808001000 | Roofing tiles, panels, boards,blocks &similar articles of coir fibres/s | 172 339                        | 1 652 740                     | 162 106                    | 1 290 036                     |
| 6808009000 | Chips,particles,sawdust or oth waste ofwood, agglomer with ceme         | 192 321                        | 1 659 517                     | 321 761                    | 1 890 034                     |
| 6809110000 | Board,sheet,panels,tiles,reinforced withpaper/board only                | 6 600 668                      | 48 316 009                    | 1 192 078                  | 8 882 906                     |
| 6809191000 | Oth articles of plaster/of compositionsbased on plaster of tiles        | 0                              | 20 288                        | 0                          | 12 636                        |
| 6809199000 | Oth articles of plaster/of compositionsbased on plaster of oth tiles    | 371 544                        | 12 152 729                    | 112 988                    | 3 596 590                     |
| 6809901000 | Dental moulds of plaster  | 299                            | 300                           | 2 140                      | 2 183                         |
| 6809909000 | Oth articles of plaster/cmpositions based on plaster, not dental moi    | 2                              | 541                           | 86                         | 10 361                        |
| 6810110000 | Building blocks & bricks  | 272 879                        | 2 074 026                     | 81 919                     | 920 572                       |
| 6810191000 | Tiles, reinforced or not  | 69 623                         | 385 702                       | 41 290                     | 277 702                       |
| 6810199000 | Flagstones, reinforced or not   | 165 252                        | 1 750 865                     | 374 397                    | 4 704 072                     |
| 6810910010 | Concrete building piles for building orcivil engineering                | 14 314 670                     | 162 998 918                   | 2 501 342                  | 24 855 562                    |
| 6810910090 | Oth prefabricated structural componentsfor building or civil engin      | 17 625                         | 171 546                       | 11 514                     | 375 950                       |
| 6810990000 | Oth prefabricated structural components, reinforced or not              | 47 784                         | 660 643                       | 22 199                     | 860 149                       |
| 6811401000 | Corrugated sheets containing asbestos                                   | 0                              | 133 593                       | 0                          | 65 332                        |
| 6811402100 | Floor or wall tile containing asbestos & plastics                       | 6 537                          | 30 887                        | 15 775                     | 49 195                        |
| 6811402900 | Floor or wall tile containing othasbestos, not plastics                 | 11 644                         | 366 920                       | 40 170                     | 204 089                       |
| 6811403000 | Tubes or pipes containing asbestos                                      | 2 197                          | 40 756                        | 9 444                      | 161 757                       |
| 6811404000 | Tubes or pipes fittings containingasbestos                              | 0                              | 16 612                        | 0                          | 78 536                        |
| 6811409000 | Oth articles of asbestos cement   | 46 600                         | 155 264                       | 22 452                     | 100 259                       |
| 6811810000 | Corrugated sheets not containingasbestos                                | 0                              | 21 869                        | 0                          | 7 904                         |
| 6811821000 | Floor or wall tile of cellulose fibre-cement containing plastics only   | 0                              | 1 186 582                     | 0                          | 352 865                       |
| 6811829000 | Floor or wall tile of cellulose fibre-cement, not containing asbestos   | 2 591 356                      | 17 841 132                    | 638 293                    | 4 998 203                     |
| 6811891000 | Tubes/pipes of cellulose fibre-cement                                   | 40                             | 19 453                        | 2 708                      | 118 147                       |
| 6811892000 | Tubes/pipes fittings of cellulose fibre-cement                          | 550                            | 11 302                        | 1 410                      | 44 445                        |
| 6811899000 | Other article of cellulose fibre cement, not tubes/pipes/pipes fittir   | 267 021                        | 549 589                       | 115 606                    | 348 777                       |
| 6812802000 | Clothing of crocidolite fibres  | 976                            | 2 986                         | 15 264                     | 52 454                        |
| 6812803000 | Paper, millboard and felt of crocidolitefibres                          | 4                              | 52 233                        | 72                         | 44 143                        |
| 6812804000 | Floor or wall tiles of crocidolite                                      | 0                              | 2 956                         | 0                          | 11 797                        |
| 6812805000 | Cloth accessories,footwear&headgearfabricated crocidolite fibres        | 6 815                          | 70 389                        | 36 230                     | 442 238                       |
| 6812809000 | Oth articles of crocidolite fibres                                      | 146 528                        | 738 593                       | 626 782                    | 4 292 478                     |
| 6812911000 | Clothing of oth crocidolite fibres                                      | 0                              | 698                           | 0                          | 4 273                         |
| 6812919000 | Clothing accessories,footwear&headgearof oth crocidolite fibres         | 0                              | 1 916                         | 0                          | 12 316                        |
| 6812920000 | Paper, millboard and felt of othcrocidolite fibres                      | 0                              | 36 217                        | 0                          | 54 801                        |
| 6812930000 | Compressed asbestos fibre jointing ofoth crocidolite fibres in shee     | 123 225                        | 746 587                       | 106 873                    | 970 155                       |
| 6812991100 | Fabric asbes fibres,oth crocidolite, mixwith a basis asbes&Mg carb      | 41                             | 91 764                        | 910                        | 81 201                        |
| 6812991900 | Oth fabric asbestos fibres not mix witha basis of asbestos              | 20 951                         | 273 933                       | 2 903                      | 399 887                       |
| 6812999000 | Oth fabricat asbes fibres of oth croci,not fabricate/floor/wall tiles   | 65 787                         | 1 079 576                     | 177 787                    | 2 392 273                     |
| 6813201000 | Brake lining&pad of friction materialand articles,containing asbest     | 60 367                         | 450 114                       | 286 525                    | 1 949 825                     |
| 6813209000 | Oth thn brake lining&pad of frictionmaterial and article,containing     | 3 521                          | 229 148                       | 23 887                     | 476 245                       |
| 6813810000 | Brake lining&pad of frictionmaterial&article,not containing asbest      | 122 350                        | 1 356 346                     | 1 616 928                  | 17 418 477                    |
| 6813890000 | Oth thn brake lining&pad of frictionmaterial&article,not containin      | 200 445                        | 822 910                       | 2 803 332                  | 17 309 637                    |
| 6814100010 | Worked mica&article of mica,agglomerated,sheets,strips, simply ct       | 9 587                          | 75 570                        | 74 415                     | 721 242                       |
| 6814100090 | Worked mica&article of mica,agglomerated,plates                         | 8 562                          | 122 707                       | 70 925                     | 340 542                       |
| 6814900010 | Worked mica & articles of mica,in rolls & pieces, simply cut to sha     | 668                            | 67 152                        | 11 252                     | 172 883                       |
| 6814900090 | Oths worked mica & articles of mica                                     | 3                              | 17 468                        | 181                        | 351 231                       |
| 6815101000 | Yarn/thread non-electrical articlesgraphite/carbon                      | 9 693                          | 163 899                       | 382 450                    | 4 199 270                     |
| 6815102000 | Bricks,paving slabs,floor tiles,etc nonelectrical articles graphite/car | 18 814                         | 544 984                       | 7 692                      | 375 601                       |
| 6815109100 | Carbon fibres, etc non electricalarticles graphite/carbon               | 1 158                          | 28 067                        | 18 030                     | 412 532                       |
| 6815109900 | Oth non electrical articles graphiteor carbon                           | 26 159                         | 239 258                       | 194 112                    | 2 358 293                     |
| 6815200000 | Articles of peat  | 874                            | 2 386                         | 1 428                      | 45 448                        |
| 6815910000 | Articles of stone, contents magnesite,dolomite/chromite                 | 145 016                        | 1 858 628                     | 77 171                     | 1 318 428                     |
| 6815990000 | Oth articles of stone,oth thn contentmagnesite,dolomite/chromite        | 67 484                         | 577 901                       | 205 165                    | 1 612 479                     |
| 6901000000 | Bricks,blocks,tiles & oth ceramic goods of siliceous fossil meals/of s  | 53 834                         | 660 407                       | 36 986                     | 226 626                       |
| 6902100000 | Goods of siliceous cont by weight,singly/together mg,ca,cr > 50%        | 2 012 930                      | 74 020 520                    | 2 493 477                  | 36 705 865                    |

**I.3. IMPOR MENURUT KOMODITI / IMPORT BY HS COMMODITY**  
**\*\*\* NOVEMBER/NOVEMBER 2013 \*\*\***

| HS         | Uraian Komoditi<br>Commodity Description                                | Berat Bersih / Net Weight (Kg) |                               | Nilai / Value C.I.F (US\$) |                               |
|------------|---|--------------------------------|-------------------------------|----------------------------|-------------------------------|
|            |   | Bulan ini<br>Current Month     | Kumulatif<br>Cum.Jan. to date | Bulan ini<br>Current Month | Kumulatif<br>Cum.Jan. to date |
| 6902200000 | Goods of siliceous cont by weight,singlyor together alumina,silika,ı    | 1 350 941                      | 47 665 298                    | 1 731 288                  | 46 367 652                    |
| 6902900000 | Goods of siliceous cont by weight,of oth metals compound                | 315 782                        | 5 715 447                     | 378 404                    | 5 043 829                     |
| 6903100000 | Oth refractory ceramic goods cont byweight,graphite/carbon,or a         | 20 064                         | 251 293                       | 133 391                    | 1 691 313                     |
| 6903200000 | Oth refractory ceramic goods cont byweight,alumina/silica, or a m       | 215 482                        | 1 532 974                     | 313 724                    | 4 464 104                     |
| 6903900000 | Oth refractory ceramic goods cont byweight, oth metal compound          | 322 307                        | 17 982 006                    | 1 155 100                  | 30 201 293                    |
| 6904100000 | Ceramics building bricks  | 397 800                        | 472 223                       | 20 034                     | 30 139                        |
| 6904900000 | Flooring blocks, support/filler tiles & the like                        | 0                              | 58 730                        | 0                          | 79 393                        |
| 6905100000 | Roofing tiles of ceramic  | 167 856                        | 1 967 449                     | 79 234                     | 408 680                       |
| 6905900000 | Chimney-pot,cowl,chimney liner,architect ornament&oth ceramic           | 0                              | 10 434                        | 0                          | 67 422                        |
| 6906000000 | Ceramic pipes, conduits, guttering,pipe fittings                        | 0                              | 5 371                         | 0                          | 118 603                       |
| 6907101000 | Paving,hearth/wall tiles,rectangle,circle<7cm,unglazed                  | 0                              | 1                             | 0                          | 14                            |
| 6907109000 | Oth thn Paving,hearth/wall tiles,rectangle,circle<7cm,unglazed          | 0                              | 32 520                        | 0                          | 46 482                        |
| 6907901000 | Paving,hearth/wall tiles,rectangle,circle>7cm,unglazed                  | 78 413 546                     | 458 668 272                   | 18 537 427                 | 112 414 276                   |
| 6907902000 | Lining tiles of a kind used for grindingmills,rectang,circle>7cm,ungl   | 125                            | 72 525                        | 4 058                      | 207 539                       |
| 6907909000 | Oth thn tile,cube&similar article,whether/not rectang,circle<7cm,t      | 95 121                         | 612 271                       | 29 482                     | 174 533                       |
| 6908101000 | Paving,hearth/wall tiles,rectangle,circle<7cm,glazed                    | 488 464                        | 488 733                       | 159 675                    | 161 262                       |
| 6908109000 | Oth thn Paving,hearth/wall tiles,rectangle,circle<7cm,glazed            | 25                             | 17 600                        | 3 100                      | 24 917                        |
| 6908901100 | Paving,hearth/wall tiles of plain tiles,rectangle,circle>7cm,glazed     | 121 120                        | 1 006 750                     | 37 114                     | 291 142                       |
| 6908901900 | Oth thn paving,hearth/wall tiles of plaittiles,rectangle,circle>7cm,gl  | 0                              | 820                           | 0                          | 8 075                         |
| 6908909100 | Paving,hearth/wall tile of oththn plain tile,rectang,rcle>7cm,glaze     | 6 757 160                      | 52 119 092                    | 1 715 251                  | 14 664 718                    |
| 6908909900 | Oth thn paving,hearth/wall tile of oththn plain tile,rectang,rcle>7     | 10                             | 326 426                       | 2 420                      | 152 146                       |
| 6909110000 | Ceramic of porcelain or china forlaboratory,chemical or oth tech        | 6 204                          | 343 747                       | 52 827                     | 1 073 319                     |
| 6909120000 | Article having a hardnss=>9 Mohsfor laboratory,chemical or oth te       | 786 795                        | 8 416 835                     | 766 180                    | 7 821 057                     |
| 6909190000 | Oth ceramic wares for laboratory,chemical/oth technical uses            | 36 108                         | 949 791                       | 87 528                     | 1 508 653                     |
| 6909900000 | Oth thn ceramic wares for laboratory,chemical/oth technical uses        | 96 339                         | 419 838                       | 85 290                     | 988 519                       |
| 6910100000 | Ceramic sinks, wash basins,wash basin of porcelain/china                | 1 230 153                      | 7 100 808                     | 1 185 861                  | 7 446 882                     |
| 6910900000 | Ceramic sinks, wash basins,wash basin of oth thn porcelain/china        | 382 311                        | 2 336 144                     | 376 417                    | 3 072 751                     |
| 6911100000 | Tableware & kitchenwareof porcelain/ china                              | 1 319 085                      | 8 515 859                     | 377 084                    | 3 562 485                     |
| 6911900000 | Oth household, toilet articlesof porcelain/china                        | 6                              | 6 315                         | 8                          | 147 193                       |
| 6912000000 | Tableware & kitchenware, oth householdtoilet art, oth than porce        | 3 389                          | 187 949                       | 26 197                     | 290 319                       |
| 6913101000 | Ornamental cigarette box & ashtrayof porcelain or china                 | 0                              | 14 780                        | 0                          | 19 649                        |
| 6913109000 | Oth thn ornamental cigarette box&ashtrayof porcelain or china           | 95 097                         | 1 358 549                     | 167 439                    | 2 375 359                     |
| 6913901000 | Ornamental cigarette box & ashtrayof oth thn porcelain or china         | 0                              | 4 082                         | 0                          | 10 915                        |
| 6913909000 | Oth thn ornamental cigarette box&ashtrayof oth thn porcelain or         | 49 347                         | 189 742                       | 151 459                    | 475 135                       |
| 6914100000 | Oth ceramic articles ofporcelain/ china                                 | 11 219                         | 236 048                       | 12 512                     | 329 942                       |
| 6914900000 | Oth ceramic articles of oth thanporcelain/china                         | 285 301                        | 3 338 042                     | 375 962                    | 5 446 045                     |
| 7001000000 | Cullet & oth waste & scrap ofglass: glass in the mass                   | 4 137 330                      | 42 222 468                    | 350 665                    | 3 906 230                     |
| 7002100000 | Glass in balls  | 12                             | 61 366                        | 20                         | 112 919                       |
| 7002200000 | Glass in rods   | 1 500                          | 2 782                         | 1 575                      | 13 495                        |
| 7002311000 | Fused quartz/oth fused silica forvacuum tubes                           | 1 153                          | 11 056                        | 43 100                     | 364 740                       |
| 7002319010 | Fused quartz/oth fused silica for vialor ampoules industry              | 525 631                        | 5 866 371                     | 1 088 101                  | 11 557 494                    |
| 7002319090 | Glass in ball,tube of fused quartz/othfuse silica,oth thn boro silict g | 16 363                         | 433 018                       | 495 003                    | 4 402 883                     |
| 7002321000 | Glass in tubes,linear coef<=5x10(-6)kelvin in temp.(0-300 C) for va     | 0                              | 19                            | 0                          | 753                           |
| 7002322000 | Oth glass in tubes,linear coef<=5x10(-6)with 3mm<=diameter<22n          | 6 371                          | 187 870                       | 21 773                     | 776 271                       |
| 7002329000 | Oth glass in tubes,linear coef<=5x10(-6)kelvin in temp.(0-300 C)        | 54 437                         | 629 750                       | 126 403                    | 1 383 501                     |
| 7002391000 | Oth glass in tubes, used to manufacturvacuum tubes                      | 50                             | 154                           | 4 321                      | 8 661                         |
| 7002392000 | Oth transparent neutral glass for enamelglass,with 3mm<=diamet          | 141                            | 430                           | 920                        | 2 031                         |
| 7002399000 | Oth glass having linear coeff. 0-300coth thn vacum&boro silict glas     | 23 059                         | 210 084                       | 62 150                     | 1 443 553                     |
| 7003121000 | Optical colored glass, not opticallyworked                              | 0                              | 353                           | 0                          | 445                           |
| 7003122000 | Non wired sheets,in squares/rectangularshape incl.1,2,3,4 corners       | 312                            | 376 882                       | 81 445                     | 2 041 028                     |
| 7003129000 | Oth non-wired sheets colored glass                                      | 10                             | 164 647                       | 3 577                      | 537 848                       |
| 7003199000 | Oth non-wired sheets not coloredglass                                   | 805 840                        | 10 616 647                    | 690 993                    | 6 270 213                     |
| 7003200000 | Cast glass and rolled glass,wired sheets                                | 1                              | 60 597                        | 1 423                      | 128 511                       |
| 7003300000 | Cast glass and rolled glass, profiles                                   | 0                              | 696                           | 0                          | 12 375                        |
| 7004209000 | Optical drawn, blown glass, opticallyworked,flushed,opacified, abs      | 1 741                          | 30 838                        | 60 548                     | 1 090 931                     |
| 7004909000 | Oth optical drawn,blown glass,opticallyworked,flushed,opacified, z      | 500 663                        | 4 839 935                     | 149 109                    | 1 620 616                     |
| 7005109000 | Oth non-wired glass,absorbentreflecting/non-reflecting layer            | 103 251                        | 4 670 715                     | 56 663                     | 2 568 822                     |
| 7005211000 | Oth non-wired glass, colored, opacifiedoptical glass, not optically v   | 0                              | 4 692                         | 0                          | 20 088                        |
| 7005219000 | Oth non-wired glass, colored, opticallyworked, flashed, opacified       | 920 439                        | 9 306 297                     | 370 796                    | 4 200 578                     |
| 7005299000 | Oth non-wired glass, not colored,optically worked                       | 778 265                        | 20 381 706                    | 231 493                    | 6 180 289                     |
| 7005300000 | Float glas&surface ground/polish glas,wired glass                       | 0                              | 33 990                        | 0                          | 62 286                        |
| 7006001000 | Optical glass, not optically worked,for glass of heading 70,03,70.04    | 11                             | 220                           | 1 200                      | 54 738                        |
| 7006009000 | Optical glass, optically workedfor glass of heading 70,03,70.04,70.t    | 151 952                        | 724 261                       | 145 753                    | 812 699                       |
| 7007111000 | Toughened (tempered) safety glasssuitable for vehicles of chapter       | 27 013                         | 1 037 530                     | 246 591                    | 5 528 209                     |
| 7007112000 | Toughened (tempered) safty glas suitabl for aircraft,spacecraft of c    | 10                             | 95                            | 3 792                      | 17 766                        |
| 7007113000 | Toughened (tempered) safety glasssuitable for railway/tramway, c        | 0                              | 5 352                         | 0                          | 7 274                         |
| 7007114000 | Toughened (tempered) safety glasssuitable for ship,boat,floating c      | 9 496                          | 20 320                        | 29 047                     | 73 389                        |
| 7007191000 | Toughened (tempered) safety glasssuitable for machine of head 8         | 3 162                          | 128 768                       | 40 899                     | 457 968                       |
| 7007199000 | Toughened (tempered) safety glasssuitable for oth machinery             | 486 159                        | 4 332 017                     | 526 748                    | 4 247 575                     |
| 7007211000 | Laminated safety glass suitable forvehicles of chapter 87               | 170 747                        | 818 029                       | 588 800                    | 3 004 289                     |
| 7007212000 | Laminated safety glass suitable foraircraft/spacecraft of chapter 8     | 62                             | 90                            | 12 591                     | 22 437                        |

**I.3. IMPOR MENURUT KOMODITI / IMPORT BY HS COMMODITY**  
**\*\*\* NOVEMBER/NOVEMBER 2013 \*\*\***

| HS         | Uraian Komoditi<br>Commodity Description   | Berat Bersih / Net Weight (Kg) |                               | Nilai / Value C.I.F (US\$) |                               |
|------------|--|--------------------------------|-------------------------------|----------------------------|-------------------------------|
|            |  | Bulan ini<br>Current Month     | Kumulatif<br>Cum.Jan. to date | Bulan ini<br>Current Month | Kumulatif<br>Cum.Jan. to date |
| 7007214000 | Laminated safety glass suitable for ships, boats, floating structure, chap                           | 0                              | 787                           | 0                          | 2 199                         |
| 7007291000 | Laminated safety glass suitable for machine of head 84.29/84.30                                      | 4 794                          | 8 492                         | 63 385                     | 124 931                       |
| 7007299000 | Laminated safety glass suitable for other machinery  | 158 807                        | 315 028                       | 205 565                    | 621 643                       |
| 7008000000 | Multiple-walled insulating units of glass.   | 298 004                        | 4 189 727                     | 401 985                    | 5 692 867                     |
| 7009100000 | Rear-view mirrors for vehicles   | 237 517                        | 3 233 273                     | 2 712 240                  | 28 842 727                    |
| 7009910000 | Glass mirrors, unframed  | 1 033 838                      | 16 116 754                    | 859 740                    | 12 661 656                    |
| 7009920000 | Glass mirrors, framed  | 155 202                        | 1 481 973                     | 438 652                    | 4 055 683                     |
| 7010100000 | Ampoules of glass  | 8 529                          | 185 021                       | 59 747                     | 1 355 367                     |
| 7010200000 | Stoppers, lids & other closures of glass   | 1 242                          | 97 311                        | 5 787                      | 394 496                       |
| 7010901000 | Carboys & demijohn   | 176 814                        | 2 527 480                     | 562 082                    | 2 991 665                     |
| 7010904000 | Bottles & vials for antibiotics, serums, other injectables, intravenous infusion                     | 2 688 562                      | 24 399 503                    | 1 945 757                  | 22 041 882                    |
| 7010909000 | Other bottles for intravenous fluids of glass  | 5 137 223                      | 97 216 224                    | 3 217 755                  | 50 475 752                    |
| 7011101000 | Stem for electric lighting   | 0                              | 11 856                        | 0                          | 75 876                        |
| 7011109000 | Glass envelopes for electric lighting other than stem  | 230 800                        | 4 603 386                     | 445 553                    | 7 497 088                     |
| 7011200010 | Television tubes, cathode-ray tubes  | 2 751 952                      | 48 618 728                    | 2 346 139                  | 40 640 455                    |
| 7011200090 | Cathode-ray tubes, other than television   | 6 172                          | 184 316                       | 19 978                     | 835 383                       |
| 7011900000 | Other glass envelopes, bulbs, tubes, open, glass parts thereof, without                              | 23 480                         | 270 336                       | 43 449                     | 583 891                       |
| 7013100000 | Glassware of a kind used for table, kitchen, toilet, office of glass-ceramic                         | 21 924                         | 1 478 287                     | 131 481                    | 3 039 505                     |
| 7013220000 | Stemware drinking glasses, other than glass-ceramics, of lead crystal                                | 993                            | 41 099                        | 14 116                     | 392 498                       |
| 7013280000 | Stemware drinking glasses, neither glass-ceramics nor lead crystal                                   | 48 486                         | 733 883                       | 70 045                     | 1 377 596                     |
| 7013330000 | Other drinking glasses, of lead crystal  | 491                            | 518                           | 6 510                      | 6 881                         |
| 7013370000 | Other drinking glasses, neither glass-ceramics nor lead crystal                                      | 175 897                        | 2 955 509                     | 234 702                    | 4 274 818                     |
| 7013410000 | Glassware for table (not drinking glass) kitchen purpose, of lead crystal                            | 77                             | 6 621                         | 586                        | 5 247                         |
| 7013420000 | Glassware for table (not drinking glass) kitchen, linear coefficient <math>5 \times 10^{-6}</math>/K | 363                            | 237 269                       | 893                        | 214 607                       |
| 7013490000 | Other glassware for table (not drinking glass) kitchen purposes, not ceramic                         | 179 864                        | 4 347 877                     | 342 021                    | 7 557 718                     |
| 7013910000 | Other glassware of lead crystal  | 53                             | 32 204                        | 123                        | 107 705                       |
| 7013990000 | Other glassware of not lead crystal  | 869 534                        | 11 417 325                    | 943 827                    | 12 254 213                    |
| 7014001000 | Signalling glassware & optical element for motor vehicles, not these of                              | 4 980                          | 101 322                       | 75 235                     | 1 043 161                     |
| 7014009000 | Other signalling glassware & optical elements of glass, not optically                                | 2 499                          | 13 638                        | 2 211                      | 80 715                        |
| 7015100000 | Glasses for corrective spectacles  | 7 714                          | 135 438                       | 255 266                    | 3 518 044                     |
| 7015901000 | Clock or watch glasses   | 188 163                        | 858 987                       | 45 071                     | 217 283                       |
| 7015909000 | Glasses for non-corrective spectacles; hollow glass spheres & their                                  | 3 159                          | 44 965                        | 10 786                     | 107 048                       |
| 7016100000 | Glass cubes & other glass smallwares, for mosaics or decorative purpose                              | 109 493                        | 2 088 733                     | 130 939                    | 2 332 318                     |
| 7016900000 | Other articles of moulded glass; leaded lights; multicellular & similar for                          | 248 111                        | 10 059 573                    | 183 694                    | 6 674 688                     |
| 7017101000 | Quartz reactor tubes and holders glass, for production of semiconductor                              | 10 378                         | 14 714                        | 150 109                    | 243 285                       |
| 7017109000 | Laboratory or pharmaceutical glass of fused quartz or other fused silica                             | 18 151                         | 244 724                       | 343 764                    | 4 059 152                     |
| 7017200000 | Laboratory, hygienic/pharmaceutical with coefficient <math>5 \times 10^{-6}</math>/kelvin, 0 -       | 19 564                         | 117 345                       | 133 885                    | 1 208 312                     |
| 7017900000 | Laboratory, hygienic/pharmaceutical glassware, nor fused quartz/fused                                | 5 044                          | 148 198                       | 86 058                     | 1 193 237                     |
| 7018100010 | Glass beads  | 315 838                        | 2 498 312                     | 416 777                    | 4 310 432                     |
| 7018100020 | Imitation pearls   | 1 914                          | 5 306                         | 4 989                      | 79 393                        |
| 7018100090 | Imitation precious & glass smallwares  | 10 358                         | 408 331                       | 34 773                     | 803 729                       |
| 7018200000 | Glass microspheres <math>\leq 1</math> mm in diameter  | 215 487                        | 1 643 438                     | 164 296                    | 928 282                       |
| 7018900000 | Glass eyes, not prismatic articles, ornament of lamp-worked glass, not in                            | 186 335                        | 829 386                       | 201 269                    | 1 873 673                     |
| 7019110000 | Chopped strands, of a length <math>\leq 50</math> mm   | 142 311                        | 1 814 661                     | 331 517                    | 4 629 689                     |
| 7019120000 | Roavings of glass fibres   | 589 263                        | 5 222 919                     | 562 925                    | 4 780 037                     |
| 7019191000 | Yarn of glass fibres   | 4 451                          | 67 813                        | 40 421                     | 293 596                       |
| 7019199000 | Sliver of glass fibres   | 122 393                        | 1 883 232                     | 317 111                    | 3 890 871                     |
| 7019310000 | Mats of glass fibres   | 841 576                        | 7 444 264                     | 1 246 683                  | 11 206 716                    |
| 7019320000 | Thin sheets (voiles) of glass fibres   | 4 399                          | 88 077                        | 24 165                     | 452 054                       |
| 7019391000 | Asphalt/coal-tar impregnated glass-fibre outerwrap for pipelines                                     | 28 220                         | 197 641                       | 55 352                     | 526 397                       |
| 7019399000 | Mattresses, boards and similar nonwoven products of glass fibres                                     | 788 101                        | 6 263 567                     | 1 358 502                  | 11 893 427                    |
| 7019400000 | Woven fabrics of glass fibres roavings   | 412 932                        | 3 768 821                     | 424 783                    | 4 062 499                     |
| 7019510000 | Other woven fabric, of a width <math>\leq 30</math> cm   | 571                            | 14 889                        | 7 502                      | 104 108                       |
| 7019520000 | Other woven fabric, of a width > 30 cm plain weave, weight <math>< 250</math> g/m <sup>2</sup> of    | 1 142                          | 57 222                        | 9 432                      | 265 936                       |
| 7019590000 | Other woven fabric, of a width > 30 cm   | 7 878                          | 407 058                       | 93 792                     | 1 140 031                     |
| 7019901000 | Glass fibres   | 53 686                         | 256 415                       | 215 170                    | 1 007 666                     |
| 7019909000 | Other articles of glass fibres   | 423 381                        | 4 146 618                     | 765 486                    | 9 158 739                     |
| 7020001100 | Glass moulds for the manufacture of acrylic goods  | 39 438                         | 435 359                       | 58 865                     | 716 850                       |
| 7020001900 | Glass moulds for other purposes  | 108 929                        | 777 359                       | 162 300                    | 2 298 214                     |
| 7020002000 | Quartz reactor tubes & holders designed for production of semiconductor                              | 3                              | 1 930                         | 507                        | 26 639                        |
| 7020003000 | Glass inner for vacuum flasks/other vacuum vessels   | 419 275                        | 2 063 156                     | 623 363                    | 3 745 909                     |
| 7020004000 | Evacuated tubes for solar energy collectors  | 2 385                          | 20 150                        | 2 795                      | 95 724                        |
| 7020009100 | Blinds of glass  | 0                              | 11 125                        | 0                          | 20 840                        |
| 7020009900 | Other articles of glass.   | 191 145                        | 1 847 017                     | 307 116                    | 4 147 826                     |
| 7101100000 | Natural pearls   | 0                              | 1                             | 0                          | 146                           |
| 7101210010 | Cultured pearls, fresh water, unworked   | 0                              | 70                            | 0                          | 11 898                        |
| 7101220010 | Cultured pearls, fresh water, worked   | 12                             | 3 217                         | 3 666                      | 20 267                        |
| 7102100000 | Diamonds, unsorted   | 0                              | 12                            | 0                          | 5 988                         |
| 7102210000 | Diamonds, unworked or simply sawn, cleaved or bruted, industrial                                     | 3                              | 421                           | 82 934                     | 103 092                       |
| 7102290000 | Diamonds, worked, not mounted or set, industrial   | 0                              | 2                             | 0                          | 2 599                         |
| 7102390000 | Diamonds, worked, not mounted or set, non-industrial   | 0                              | 2                             | 0                          | 6 494                         |

**I.3. IMPOR MENURUT KOMODITI / IMPORT BY HS COMMODITY**  
**\*\*\* NOVEMBER/NOVEMBER 2013 \*\*\***

| HS         | Uraian Komoditi<br>Commodity Description                              | Berat Bersih / Net Weight (Kg) |                               | Nilai / Value C.I.F (US\$) |                               |
|------------|---|--------------------------------|-------------------------------|----------------------------|-------------------------------|
|            |   | Bulan ini<br>Current Month     | Kumulatif<br>Cum.Jan. to date | Bulan ini<br>Current Month | Kumulatif<br>Cum.Jan. to date |
| 7103109000 | Oth precious stones, unworked or simplysawn or roughly shaped         | 1 338                          | 2 728                         | 34 529                     | 82 925                        |
| 7103990000 | Oth rubies, sapphires & emeralds, worked                              | 0                              | 5                             | 0                          | 1 322                         |
| 7104101000 | Piezo-electric quartz,precious orsemiprecious stones,unworked         | 0                              | 1 101                         | 0                          | 5 428                         |
| 7104102000 | Piezo-electric quartz,precious orsemiprecious stones,worked           | 1 517                          | 20 604                        | 58 778                     | 647 165                       |
| 7104200000 | Other synthetic precious stones,unworked or simply sawn or rougl      | 94                             | 5 129                         | 34 845                     | 73 116                        |
| 7104900000 | Other synthetic precious/semi stones,worked,roughly shapped           | 191                            | 46 004                        | 10 706                     | 318 943                       |
| 7105100000 | Dust and powder of diamonds   | 110                            | 963                           | 57 358                     | 331 272                       |
| 7105900000 | Dust & powder of other natural orsynthetic precious/semi preciou      | 0                              | 4 554                         | 0                          | 52 236                        |
| 7106100000 | Silver powder   | 16 483                         | 68 840                        | 54 263                     | 756 851                       |
| 7106910000 | Silver, unwrought   | 1 656                          | 15 276                        | 424 704                    | 6 365 776                     |
| 7106920000 | Silver, semi-manufactured   | 14 400                         | 344 728                       | 1 000 611                  | 9 031 734                     |
| 7107000000 | Base metals clad with silver,not further                              | 4 529                          | 7 339                         | 168 170                    | 1 719 501                     |
| 7108120010 | Gold in lumps, ingots or cast bars                                    | 344                            | 688                           | 1 513 325                  | 10 401 003                    |
| 7108120090 | Gold,not in lumps, ingots or cast bars,oth unwrought forms            | 573                            | 7 729                         | 1 031 575                  | 13 002 438                    |
| 7108130000 | Gold,non monetary,othsemi-manufactured form                           | 118                            | 1 232                         | 308 564                    | 3 803 618                     |
| 7109000000 | Base metals/silver,clad with gold notfurther worked than semi-ma      | 24                             | 96                            | 88 349                     | 813 739                       |
| 7110110010 | Platinum, in lumps, ingots, cast bars,powder or sponge,unwrought      | 229                            | 3 306                         | 771                        | 6 338                         |
| 7110110090 | Platinum in oth form, unwrought                                       | 0                              | 2 014                         | 0                          | 70 787                        |
| 7110190000 | Platinum, wrought   | 80                             | 110                           | 593                        | 1 681                         |
| 7110210020 | Palladum in lump,ingots,cast bars,powderor sponge,unwrought           | 1 259                          | 3 118                         | 3 613                      | 73 311                        |
| 7110210090 | Palladum, unwrouht, in other form                                     | 0                              | 47                            | 0                          | 553                           |
| 7110290000 | Palladum, wrought   | 0                              | 121                           | 0                          | 8 377                         |
| 7110310010 | Rhodium in lumps, ingots,cast bars,powder or sponge,unwrought         | 0                              | 624                           | 0                          | 649                           |
| 7110410010 | Iridium, osmium & ruthenium in lump,ingots,cast bars,powder/sp        | 1                              | 281                           | 2                          | 164                           |
| 7110410090 | Iridium, osmium and ruthenium, inother forms, unwrought               | 4 156                          | 11 424                        | 68 489                     | 156 426                       |
| 7110490000 | Iridium, osmium & ruthenium, wrought                                  | 0                              | 53                            | 0                          | 27 065                        |
| 7111009000 | Base metals, clad with platinumsemi-manufactured                      | 2                              | 133                           | 10                         | 606                           |
| 7112999000 | Waste & scrap of oth precious metal                                   | 0                              | 1 026                         | 0                          | 874                           |
| 7113111000 | Parts of jewellery of silver  | 96                             | 55 405                        | 287 949                    | 3 478 860                     |
| 7113119000 | Jewellery of silver   | 4 366                          | 84 248                        | 91 163                     | 1 256 195                     |
| 7113191000 | Parts of jewellery of other precious met                              | 37                             | 17 965                        | 41 924                     | 180 572                       |
| 7113199000 | Jewellery of other precious metal                                     | 4 326                          | 56 578                        | 29 119                     | 649 356                       |
| 7113201000 | Parts of jewellery of base metal,clad with precious metal             | 0                              | 1                             | 0                          | 96                            |
| 7113209000 | Jewellery of base metal, clad withprecious metal                      | 361                            | 730                           | 16 305                     | 19 826                        |
| 7114110000 | Articles of silversmiths wares of silverwhether or not plated or clac | 31                             | 788                           | 1 396                      | 46 206                        |
| 7114190000 | Articles of goldsmiths wares ofoth precious metal,                    | 0                              | 4 328                         | 0                          | 400 548                       |
| 7114200000 | Articles of gold&silversmiths waresof base metals, clad with precic   | 54                             | 103                           | 99 230                     | 171 892                       |
| 7115100000 | Catalysts of platinum, in the form ofwire cloth or grill              | 92                             | 1 983                         | 4 895                      | 774 428                       |
| 7115901000 | Other articles of golds or silver                                     | 19 246                         | 282 775                       | 737 416                    | 13 074 119                    |
| 7115902000 | Other articles of metal clad withgold or silver                       | 0                              | 2 975                         | 0                          | 1 382 498                     |
| 7115909000 | Oth articles of precious metal/of metalclad with precious metal       | 4                              | 303                           | 233                        | 322 490                       |
| 7116100000 | Articles of natural/cultured pearls                                   | 30                             | 63                            | 3 113                      | 7 357                         |
| 7116200000 | Articles of precious/semi-preciousstones(natural/synthetic/recons     | 293                            | 2 298                         | 77 863                     | 1 013 643                     |
| 7117111000 | Parts cuff-links and studs, of basemetal, whether or not plated       | 55                             | 1 036                         | 373                        | 22 382                        |
| 7117119000 | Cuff-links and studs of base metalwhether/not plated with preciou     | 2 327                          | 38 033                        | 37 759                     | 709 558                       |
| 7117191000 | Bangles of base metal, whether or notplated with precious metal       | 11 881                         | 27 591                        | 52 518                     | 249 235                       |
| 7117192000 | Other imitation jewellery of base metalwhether or not plated w/ p     | 55 562                         | 1 267 133                     | 950 052                    | 4 754 296                     |
| 7117199000 | Parts of oth imitation jewellery of basemetal,whether/not plated \    | 9 964                          | 230 330                       | 294 254                    | 5 606 210                     |
| 7117901100 | Bangles,wholly of plastic or glass                                    | 279                            | 5 740                         | 1 852                      | 103 262                       |
| 7117901200 | Bangles,wholly of wood,tortoise shell,ivory,bone,horn,coral,pearl,    | 0                              | 381                           | 0                          | 900                           |
| 7117901300 | Bangles,wholly of porcelain or china                                  | 0                              | 93                            | 0                          | 650                           |
| 7117901900 | Other bangles   | 6 079                          | 15 954                        | 14 234                     | 77 050                        |
| 7117902100 | Other imitation jewellerywholly of plastics or glass                  | 1 345                          | 28 854                        | 21 087                     | 147 447                       |
| 7117902200 | Oth imitatn jwllry of wood,bone,tortoiseshel,ivory,horn,coral,pear    | 176                            | 9 029                         | 3 552                      | 11 053                        |
| 7117902300 | Oth imitatn jwllry of porcelainor china                               | 0                              | 103                           | 0                          | 115                           |
| 7117902900 | Other imitation jewellery   | 68 814                         | 490 594                       | 141 447                    | 1 385 747                     |
| 7117909100 | Parts of imitation jewellerywholly of plastics or glass               | 0                              | 761                           | 0                          | 5 348                         |
| 7117909200 | Part of imitat jwllry of wood,bone,rtroisshel,ivory,horn,coral,pearl, | 0                              | 86                            | 0                          | 603                           |
| 7117909300 | Part of imitation jwllry of porcelainor china                         | 0                              | 95                            | 0                          | 643                           |
| 7117909900 | Oth part of imitation jwllry  | 11 507                         | 85 362                        | 156 632                    | 1 636 672                     |
| 7118101000 | Silver coin, not being legal tender                                   | 0                              | 1 895                         | 0                          | 2 097                         |
| 7118109000 | Oth coin (not gold coin), not beinglegal tender                       | 190 314                        | 960 788                       | 740 110                    | 3 891 038                     |
| 7118901000 | Gold coin, whether or not legal tender                                | 0                              | 375                           | 0                          | 2 511                         |
| 7118909000 | Oth coin (oth than gold/silver coin)                                  | 1                              | 398                           | 7                          | 3 435                         |
| 7201100000 | Non-alloy pig iron cont. by weight0.5% or less of phosphorus          | 1 880 378                      | 19 213 663                    | 1 010 933                  | 10 704 866                    |
| 7201500000 | Alloy pig iron: spiegeleisen  | 150                            | 242 598 944                   | 2 031                      | 71 974 868                    |
| 7202110000 | Ferro-manganese, cont. byweight more than 2% of carbon                | 1 542 081                      | 8 342 638                     | 1 479 071                  | 6 329 076                     |
| 7202190000 | Ferro-manganese, cont. byweight <= than 2% of carbon                  | 2 310 290                      | 9 518 236                     | 2 794 716                  | 12 146 959                    |
| 7202210000 | Ferro-silicon, cont. byweight more than 55% of silicon                | 1 745 963                      | 17 316 312                    | 2 401 054                  | 23 918 368                    |
| 7202290000 | Ferro-silicon, cont. byweight <= than 55% of silicon                  | 364 492                        | 3 251 551                     | 821 941                    | 7 412 282                     |
| 7202300000 | Ferro-silico-manganese  | 4 051 547                      | 20 405 521                    | 4 779 534                  | 23 794 583                    |



**I.3. IMPOR MENURUT KOMODITI / IMPORT BY HS COMMODITY**  
**\*\*\* NOVEMBER/NOVEMBER 2013 \*\*\***

| HS         | Uraian Komoditi<br>Commodity Description                               | Berat Bersih / Net Weight (Kg) |                               | Nilai / Value C.I.F (US\$) |                               |
|------------|--|--------------------------------|-------------------------------|----------------------------|-------------------------------|
|            |  | Bulan ini<br>Current Month     | Kumulatif<br>Cum.Jan. to date | Bulan ini<br>Current Month | Kumulatif<br>Cum.Jan. to date |
| 7202410000 | Ferro-chromium, cont. byweight more than 4% of carbon                  | 210 000                        | 1 759 676                     | 307 236                    | 3 248 368                     |
| 7202490000 | Ferro-chromium, cont. byweight <= than 4% of carbon                    | 56 520                         | 348 907                       | 191 153                    | 1 099 138                     |
| 7202600000 | Ferro-nickel   | 0                              | 28 956                        | 0                          | 558 483                       |
| 7202700000 | Ferro-molybdenum   | 29 658                         | 309 533                       | 387 101                    | 4 168 068                     |
| 7202800000 | Ferro-tungsten & ferro-silico-tungsten                                 | 28                             | 1 445                         | 2 143                      | 45 064                        |
| 7202910000 | Ferro-titanium and ferro-silico-titanium                               | 22 000                         | 119 778                       | 27 500                     | 508 211                       |
| 7202920000 | Ferro-vanadium   | 36 000                         | 47 750                        | 727 289                    | 1 027 661                     |
| 7202930000 | Ferro-niobium  | 20 081                         | 37 948                        | 522 454                    | 896 064                       |
| 7202990000 | Other ferro-alloys   | 243 263                        | 2 317 734                     | 557 151                    | 5 796 459                     |
| 7203100000 | Ferrous products obtained by directreduction of iron ore               | 20 000                         | 182 162 160                   | 16 140                     | 73 546 007                    |
| 7203900000 | Other ferrous products   | 29 252                         | 1 612 467                     | 66 151                     | 720 802                       |
| 7204100000 | Waste and scrap of cast iron   | 1 864 570                      | 12 339 014                    | 716 159                    | 5 094 247                     |
| 7204210000 | Waste and scrap of stainless steel                                     | 0                              | 8 477                         | 0                          | 16 903                        |
| 7204290000 | Waste and scrap of oth alloy steel                                     | 416 436                        | 176 629 362                   | 164 392                    | 74 253 941                    |
| 7204300000 | Waste & scrap of tinned iron or steel                                  | 1 514 815                      | 28 337 597                    | 384 762                    | 8 564 697                     |
| 7204410000 | Turnings,shavings,chips,milling waste,sawdust,filings,trimmings &      | 1 198 675                      | 21 162 631                    | 428 049                    | 8 494 673                     |
| 7204490000 | Other ferrous waste and scrap :  | 158 547 240                    | 1 996 440 617                 | 59 204 287                 | 804 846 582                   |
| 7204500000 | Remelting scrap ingots   | 0                              | 14 860                        | 0                          | 7 692                         |
| 7205100000 | Granules of pig iron, spiegeleison,iron or steel                       | 507 877                        | 8 111 874                     | 542 211                    | 8 439 230                     |
| 7205210000 | Powder of alloy steel  | 92 591                         | 716 457                       | 394 180                    | 2 959 719                     |
| 7205290000 | Powder of pig iron, spiegeleison,iron or steel (oth than alloy steel)  | 452 512                        | 5 157 043                     | 738 108                    | 8 155 811                     |
| 7206101000 | Iron&non-alloy in ingots containing byweight>0.6% of carbon,excl       | 0                              | 128                           | 0                          | 2 850                         |
| 7206109000 | Iron&non-alloy in ingots containing byweight<=0.6% of carbon,exc       | 353 240                        | 4 378 806                     | 454 658                    | 6 641 804                     |
| 7206900000 | Iron and non-alloy in primary formother than ingots                    | 239 076                        | 1 212 068                     | 308 973                    | 2 506 250                     |
| 7207110000 | Semi-finished iron/non-alloycont. < 0,25% carbon ,rectnglr,square      | 28 444 322                     | 661 082 985                   | 15 370 628                 | 373 884 891                   |
| 7207121000 | Slabs of iron/non alloy, cont.< 0,25%of carbon, other than square      | 56 508 621                     | 2 088 048 261                 | 29 224 313                 | 1 065 383 363                 |
| 7207129000 | Oth semi-finished iron/non-alloycont.< 0,25% carbon ,rectnglr,not      | 6 997 552                      | 274 533 820                   | 6 267 980                  | 163 219 759                   |
| 7207190000 | Oth semi-finished iron/non-alloycont.< 0,25% of carbon                 | 11 839 345                     | 306 242 953                   | 8 199 390                  | 185 194 039                   |
| 7207201000 | Slabs of iron/non alloy,cont.byweight > 0.6% of carbon                 | 1 998 840                      | 3 104 943                     | 885 486                    | 1 379 767                     |
| 7207202100 | Oth semi-finished iron/non-alloy contby weight>0,6% of carbon,ro       | 80 589                         | 659 747                       | 254 332                    | 2 154 228                     |
| 7207202900 | Oth semi-finished iron/non-alloy cont.by weight > 0,6% of carbon       | 2 957 505                      | 75 862 253                    | 1 621 729                  | 42 927 009                    |
| 7207209100 | Slabs of iron/non alloy,cont.byweight 0,25% <= carbon <= 0.6%          | 0                              | 1 771                         | 0                          | 6 014                         |
| 7207209200 | Oth semi-finished iron/non-alloy cont.bywght 0,25%<=carbon<=0,         | 0                              | 41 494                        | 0                          | 140 889                       |
| 7207209900 | Oth semi-finished iron/non-alloy cont.byweight 0,25%<=carbon<=1        | 11 719 169                     | 39 744 355                    | 6 626 047                  | 37 283 021                    |
| 7208100000 | Flat-rolled iron/nas,relief,hot rolledwidth > 600 mm                   | 272 939                        | 975 760                       | 288 109                    | 1 309 790                     |
| 7208250000 | Flat-rolled iron/nas,pickled,hot rolledwidth>600 mm,thick>=4.75m       | 3 792 775                      | 43 307 545                    | 2 954 768                  | 34 678 930                    |
| 7208260000 | Flat-rolled iron/nas,hot rollpickled,width>600mm,3 mm<thick<4,7        | 11 700 168                     | 137 208 758                   | 8 955 636                  | 108 529 529                   |
| 7208271000 | Flat-rolled iron/nas,pickled,hot rolledwidth>600mm,of a thick<2 r      | 7 284 810                      | 90 502 061                    | 5 660 180                  | 73 305 602                    |
| 7208279000 | Flat-rolled iron/nas,pickled,hot rolledwidth>600mm,of a 2mm<thi        | 12 603 093                     | 149 251 701                   | 9 670 416                  | 120 059 191                   |
| 7208360000 | Flat-rolled iron/nas,hot rolledwidth>600 mm, thick>10 mm               | 10 992 230                     | 154 331 052                   | 6 521 852                  | 106 926 803                   |
| 7208370000 | flat-rolled iron/nas,hot rolledwidth >600 mm, of a 4,75< thick< 10r    | 14 600 144                     | 125 623 010                   | 9 245 191                  | 82 391 396                    |
| 7208380000 | flat-rolled iron/nas,hot rolledwidth >600 mm, of a 3< thick< 4,75 n    | 21 698 112                     | 171 583 821                   | 12 795 927                 | 105 843 148                   |
| 7208390000 | Flat-rolled iron/nas,hot rolledwidth >600 mm, thick< 3 mm              | 51 719 155                     | 631 888 335                   | 30 568 252                 | 382 141 044                   |
| 7208400000 | Flat-rolled iron/nas,not in coilsrelief,hot rolled                     | 96 723                         | 17 968 933                    | 81 127                     | 12 722 575                    |
| 7208510000 | Flat-rolled iron/nas,width>600 mm,of a thickness>10 mm,hot rolle       | 14 915 465                     | 311 451 073                   | 10 653 108                 | 225 458 265                   |
| 7208520000 | Flat-rolled iron/nas, width >600 mm,4,75 < thickness < 10 mm,hot       | 8 190 035                      | 259 772 668                   | 6 092 344                  | 179 505 618                   |
| 7208530000 | Flat-rolled iron/nas, width >600 mm,3 < thickness < 4,75 mm,hot r      | 102 366                        | 4 425 493                     | 120 413                    | 3 080 241                     |
| 7208540000 | Flat-rolled iron/nas,hot rolledwidth >600 mm, thickness < 3 mm         | 37 600                         | 2 706 625                     | 60 854                     | 1 977 460                     |
| 7208900000 | Other Flat-rolled iron/nas   | 5 346 447                      | 69 953 877                    | 4 118 784                  | 62 368 882                    |
| 7209150000 | Flat-rolled in coils,cold-rolledwidth>600mm,thickness>3 mm             | 697 948                        | 6 209 151                     | 640 190                    | 5 354 409                     |
| 7209160010 | Flat-roll,in coils,pickled/not,cold-roll1<thick<3mm,600<width<125      | 4 444 478                      | 110 139 478                   | 3 525 300                  | 91 797 981                    |
| 7209160090 | Flat-roll,in coils,pickled/not,cold-roll1<thick<3mm,width>1250 mm      | 10 288 412                     | 74 634 433                    | 9 088 446                  | 63 531 356                    |
| 7209170010 | Flat-roll,in coils,pickled/not,cold-roll0.5<thick<1mm,600<width<1      | 11 348 522                     | 245 054 044                   | 8 780 803                  | 192 391 865                   |
| 7209170090 | Flat-roll,in coils,pickled/not,cold-roll0.5<thick<1mm,width>1250 r     | 15 639 552                     | 160 381 825                   | 13 702 245                 | 138 555 064                   |
| 7209181000 | Tin-mill blackplate (tmbp),cold-rollof a thickness < 0.5 mm            | 15 240 707                     | 147 453 817                   | 12 332 017                 | 122 145 361                   |
| 7209189900 | Flat-roll,in coils,pickled/not,cold-roll0.5mm<thick<0.17mm,cont w      | 18 950 884                     | 300 983 712                   | 13 517 356                 | 211 095 130                   |
| 7209250000 | Flat of iron/non-alloy, not incoil cold rolled, of a thickness >= 3 mm | 2 769                          | 4 764 471                     | 5 266                      | 4 576 099                     |
| 7209260010 | Flat of iron/non-alloy, not coil,coldrolled,1mm<thickness<3mm,wi       | 0                              | 17 130                        | 0                          | 35 624                        |
| 7209260090 | Flat of iron/non-alloy, not coil,coldrolled,1 mm<thickness<3mm,w       | 11 129                         | 2 176 300                     | 14 468                     | 1 478 023                     |
| 7209270010 | Flat of iron/non-alloy,not coil,coldrolled,0.5mm=<thicknes<1mm,v       | 944                            | 11 033                        | 5 846                      | 50 682                        |
| 7209270090 | Oth flat of iron/non-alloy,not in coil,cold rolled,0.5mm =< thicknes   | 3 866                          | 42 961                        | 10 070                     | 187 690                       |
| 7209289000 | Flat of iron/nas,not coil,cont bywght<=0.6% of carbon 0.5>thick>0      | 0                              | 24 419                        | 0                          | 32 153                        |
| 7209901000 | Flat of iron/non-alloy, cold-rolled,corrugated form                    | 108 577                        | 965 475                       | 118 826                    | 1 744 865                     |
| 7209909000 | Flat of iron/non-alloy, cold-rolled,other than corrugated form         | 14 562                         | 1 390 245                     | 13 379                     | 1 016 874                     |
| 7210111000 | Flat-rolled of iron/nas,carbon>=0.6%,plated or coated with tin,thic    | 223 194                        | 2 175 049                     | 273 467                    | 6 761 260                     |
| 7210119000 | Flat-rolled of iron/nas,carbon< 0.6%,plated or coated with tin,thicl   | 1 895 423                      | 8 465 450                     | 4 097 074                  | 19 455 062                    |
| 7210121000 | Flat-rolled of iron/nas,carbon>=0.6%,plated or coated with tin,thic    | 2 589 447                      | 12 673 437                    | 3 055 101                  | 14 778 334                    |
| 7210129000 | Flat-rolled of iron/nas,carbon<0.6%,plated or coated with tin,thick    | 5 997 020                      | 79 075 250                    | 6 505 581                  | 88 754 781                    |
| 7210201000 | Flat-rolled of iron/nas,carbon>=0.6%plated or coated with lead, th     | 477 934                        | 1 870 745                     | 688 391                    | 2 713 692                     |
| 7210209000 | Flat-rolled of iron/nas,carbon>=0.6%plated or coated with lead, th     | 17 092                         | 465 791                       | 97 564                     | 1 360 226                     |
| 7210301100 | Flat-rolled of iron/nas,carbon<0.6%plated with elctrolitically,thick-  | 5 118 767                      | 68 146 324                    | 4 599 127                  | 61 140 424                    |

I.3. IMPOR MENURUT KOMODITI / IMPORT BY HS COMMODITY  
 \*\*\* NOVEMBER/NOVEMBER 2013 \*\*\*

| HS         | Uraian Komoditi<br>Commodity Description                            | Berat Bersih / Net Weight (Kg) |                               | Nilai / Value C.I.F (US\$) |                               |
|------------|---|--------------------------------|-------------------------------|----------------------------|-------------------------------|
|            |   | Bulan ini<br>Current Month     | Kumulatif<br>Cum.Jan. to date | Bulan ini<br>Current Month | Kumulatif<br>Cum.Jan. to date |
| 7210301200 | Flat-rolled of iron/nas,crbon<0.6%platedwith elctrolitically,1.5mm  | 296 638                        | 3 363 808                     | 264 930                    | 3 041 856                     |
| 7210301900 | Flat-rolled of iron/nas,crbon<0.6%platedwith elctrolitically,1.5mm  | 777 131                        | 7 421 746                     | 947 570                    | 6 643 939                     |
| 7210309100 | Flat-roll of iron/nas,crbon>=0.6%platedwith elctrolitically,1.2mm>  | 38 551                         | 2 261 848                     | 77 061                     | 2 862 761                     |
| 7210309900 | Flat-roll of iron/nas,crbon>=0.6%platedwith elctrolitically,1.2mm<  | 453 173                        | 11 659 494                    | 209 606                    | 11 289 304                    |
| 7210411100 | Flat-rolled,iron/nas,othws plated zinccorrugated,thick<=1.2mm,wg    | 0                              | 207 325                       | 0                          | 104 038                       |
| 7210411900 | Flat-rolled,iron/nas,othws plated zinccorrugated,1.5mm<thick,wg     | 2 176                          | 45 699                        | 3 520                      | 98 820                        |
| 7210419900 | Flat-rolled,iron/nas,othws plated zinccorrugated,1.2mm<thick,wg     | 0                              | 433                           | 0                          | 1 018                         |
| 7210491100 | Flat-rolld,iron/nas,othws plat zinc-ironnot crrgtd,1.2mm>=thick,wg  | 9 295 938                      | 94 388 245                    | 9 018 573                  | 94 520 766                    |
| 7210491200 | Flat-rolld,iron/nas,othws plat zinc-ironnot crrgtd,1.2mm>=thick,wg  | 10 096 345                     | 97 748 998                    | 8 761 639                  | 84 675 120                    |
| 7210491300 | Flat-rolld,iron/nas,othws plat zinc-iron-crrgtd,1.2mm<thick<=1.5i   | 1 791 600                      | 14 762 787                    | 1 620 388                  | 13 552 501                    |
| 7210491900 | Flat-rolld,iron/nas,othws plat zinc-iron-crrgtd,thick>1.5mm,wght-   | 4 640 587                      | 40 555 425                    | 4 521 099                  | 39 465 781                    |
| 7210499100 | Flat-rolld,iron/nas,othws plat zinc-iron-crrgtd,1.2mm>=thick,wgh    | 0                              | 427 939                       | 0                          | 218 233                       |
| 7210499900 | Flat-rolld,iron/nas,othws plat zinc-iron-crrgtd,1.2mm<thick,wght:   | 56 530                         | 673 415                       | 52 573                     | 664 011                       |
| 7210500000 | Flat-plated iron/non-alloy plated withchromium & or chromium oxic   | 2 884 473                      | 24 574 091                    | 3 302 052                  | 27 546 475                    |
| 7210611100 | Flat-rolld,iron/nas,plated alumnm-zinc,1.2mm>thickness,weight<C     | 31 598 028                     | 290 041 313                   | 26 604 278                 | 254 677 621                   |
| 7210611200 | Flat-rolld,iron/nas,plated alumnm-zinc,1.2mm<thickness<1.5mm,v      | 0                              | 672 090                       | 0                          | 541 296                       |
| 7210611900 | Flat-rolld,iron/nas,plated alumnm-zinc,1.5mm>thickness,weight<C     | 346 153                        | 2 493 942                     | 285 678                    | 2 021 649                     |
| 7210619100 | Flat-rolld,iron/nas,plated alumnm-zinc,1.2mm>thickness,weight>=     | 401 690                        | 3 444 425                     | 322 348                    | 2 851 074                     |
| 7210619900 | Flat-rolld,iron/nas,plated alumnm-zinc,1.2mm<=thickness,weight>     | 0                              | 147 145                       | 0                          | 122 787                       |
| 7210691100 | Flat-rolld,iron/nas,plated alumnm,1.2mm<=thickness,weight<0.6%      | 636 423                        | 2 352 453                     | 547 392                    | 2 247 274                     |
| 7210691900 | Flat-rolld,iron/nas,plated alumnm,1.5mm>thickness,weight<0.6%       | 22 750                         | 783 015                       | 25 356                     | 859 677                       |
| 7210699100 | Flat-rolld,iron/nas,plated alumnm,1.2mm>thickness,weight>=0.6%      | 0                              | 2 652                         | 0                          | 5 445                         |
| 7210699900 | Flat-rolld,iron/nas,plated alumnm,1.2mm<=thickness,weight>=0.6      | 19 760                         | 90 986                        | 28 290                     | 123 982                       |
| 7210701000 | Flat-rollof iron/nas,painted, varnished,coated plastics,carbon<0.6% | 13 424 100                     | 131 883 886                   | 14 593 608                 | 146 335 102                   |
| 7210709000 | Flat-rollof iron/nas,painted, varnished,coated plastics,carbon<0.6% | 433 738                        | 6 055 259                     | 737 747                    | 8 713 696                     |
| 7210901000 | Flat-rollof iron/nas,plated,coated othmetal,carbon<0.6%,thick<=1.   | 130 712                        | 8 314 761                     | 134 538                    | 8 479 493                     |
| 7210909000 | Flat-rollof iron/nas,plated,coated othmetal,carbon<0.6%,thick>1.5   | 154 328                        | 864 468                       | 815 002                    | 2 833 976                     |
| 7211131000 | Roll-on 4 face/in clsd box,HR,notclad,hoop&strip,150 mm<width-      | 0                              | 762 738                       | 0                          | 1 537 611                     |
| 7211139010 | Roll-on 4 face/in clsd box,HR,notclad,crrugtd,crbn<0.6%,thick<=4    | 0                              | 62 969                        | 0                          | 102 852                       |
| 7211139090 | Roll-on 4 face/in clsd box,HR,notclad,crrugtd,crbn>=0.6%,thick<=    | 0                              | 97 345                        | 0                          | 433 782                       |
| 7211141100 | Flatroll,iron/nas,HR,notclad,hoop&strip,4.75mm<=thick<=10mm,v       | 192 211                        | 2 448 247                     | 241 372                    | 3 540 735                     |
| 7211141900 | Oth flatroll,iron/nas,HR,notclad,4.75mm<=thick<=10mm                | 72 117                         | 333 366                       | 64 757                     | 309 501                       |
| 7211142100 | Flatroll,iron/nas,HR,notclad,hoop&strip,thick>10mm,width<=400       | 34 187                         | 76 859                        | 32 264                     | 77 891                        |
| 7211142900 | Oth flatroll,iron/nas,HR,notclad,thick>10mm                         | 0                              | 588 191                       | 0                          | 667 939                       |
| 7211191100 | Flatroll,iron/nas,HR,notclad,hoop&strip,4.75mm>thick>=2mm,wid       | 137 179                        | 987 136                       | 192 868                    | 1 134 958                     |
| 7211191900 | Oth flatroll,iron/nas,HR,notclad,4.75mm>thick>=2mm                  | 304 950                        | 3 314 875                     | 292 433                    | 3 135 150                     |
| 7211192100 | Flatroll,iron/nas,HR,notclad,hoop&strip,thick<2mm,width<=400        | 0                              | 2 948                         | 0                          | 3 959                         |
| 7211192300 | Flatroll,iron/nas,HR,notclad,thick<=0.17mm                          | 0                              | 3 909                         | 0                          | 23 223                        |
| 7211192900 | Flatroll,iron/nas,HR,notclad,2mm>thick>0.17mm                       | 0                              | 210 636                       | 0                          | 183 858                       |
| 7211232000 | Flatroll,iron/nas,CR,notclad,crbon<0.25%hoop&strip,width<=400n      | 414 999                        | 4 957 077                     | 517 487                    | 6 132 772                     |
| 7211239010 | Flatroll,iron/nas,CR,notclad,crbon<0.25%thickness>40mm              | 0                              | 41 277                        | 0                          | 41 967                        |
| 7211239090 | Oth flatroll,iron/nas,CR,notclad,crbon<0.25%                        | 9 491                          | 164 116                       | 15 376                     | 209 355                       |
| 7211291000 | Flatrol,iron/nas,CR,notclad,crbon>=0.25%corrugated                  | 0                              | 20 116                        | 0                          | 12 069                        |
| 7211292000 | Flatrol,iron/nas,CR,notclad,crbon>=0.25%hoop&strip,width<=400r      | 176 186                        | 3 374 515                     | 493 952                    | 7 702 785                     |
| 7211293000 | Flatrol,iron/nas,CR,notclad,crbon>=0.25%thickness<=0.17mm           | 0                              | 2 115                         | 0                          | 39 687                        |
| 7211299000 | Oth flatroll,iron/nas,CR,notclad,crbon>=0.25%                       | 60 086                         | 491 903                       | 70 406                     | 876 612                       |
| 7211901000 | Oth Hoop&strip iron/not alloy,not clad width < 400mm                | 3 656                          | 10 625                        | 7 184                      | 20 641                        |
| 7211903000 | Oth flat-rolled iron/not alloy,not cladthickness <= 0.17 mm         | 0                              | 4                             | 0                          | 107                           |
| 7211909000 | Oth flat-rolled iron/not alloy,not cladthickness > 0.17 mm          | 48 133                         | 1 568 476                     | 19 592                     | 1 464 339                     |
| 7212101000 | Flat-rolled,iron/nas,plated w/ tin,clad,width<=400mm,hoop&strip     | 1 566                          | 30 777                        | 3 665                      | 44 168                        |
| 7212109100 | Flat-rolled,iron/nas,plated w/ tin,clad,400mm<width<600mm,cart      | 0                              | 1 742                         | 0                          | 15 975                        |
| 7212109900 | Flat-rolled,iron/nas,plated w/ tin,clad,400mm<width<600mm,cart      | 17 119                         | 2 951 807                     | 25 789                     | 3 024 370                     |
| 7212201000 | Flat-rolled,iron/nas,electroltclly zinc,width<=400mm,hoop&strip     | 444 999                        | 5 612 783                     | 405 764                    | 5 642 438                     |
| 7212202000 | Flat-rolled,iron/nas,electroltclly zinc,width<=400mm,carbon<0.6%    | 14 607                         | 79 103                        | 68 791                     | 407 027                       |
| 7212209000 | Oth flat-rolled,iron/nas,electroltclly zinc                         | 199 445                        | 2 203 757                     | 426 572                    | 4 584 766                     |
| 7212301000 | Flat-rolled,iron/nas,plated zinc,clad,width<=400mm,hoop&strip       | 837                            | 2 064 496                     | 3 150                      | 2 437 841                     |
| 7212302000 | Flat-rolled,iron/nas,plated zinc,clad,carbon<0.6%,thick<=1.5mm      | 9                              | 213 342                       | 59                         | 208 670                       |
| 7212309100 | Flat-rolled,iron/nas,plated iron-zinc,carbon<0.04%,thick<=1.5mm,i   | 0                              | 2 086                         | 0                          | 7 277                         |
| 7212309900 | Flat-rolled,iron/nas,plated iron-zinc,carbon>=0.04%,thick<=1.5mmr   | 183 715                        | 767 730                       | 95 430                     | 534 497                       |
| 7212401000 | Flat-rolled,iron/nas,coated plastic,painted,varnished,hoop&strip,w  | 271 841                        | 3 266 577                     | 208 457                    | 4 903 616                     |
| 7212402000 | Flat-rolled,iron/nas,coated plastic,painted,varnished,thick<=1.5mr  | 20 294                         | 926 729                       | 22 831                     | 979 126                       |
| 7212409000 | Flat-rolled iron/not alloy, other shape,painted, varnished/coated v | 1 319 611                      | 21 668 271                    | 1 958 261                  | 34 817 241                    |
| 7212501100 | Hoop,strip iron/not alloy, width<400 mm,coated with chromium        | 409                            | 253 341                       | 2 552                      | 240 983                       |
| 7212501200 | Flat-rolled iron/not alloy, carbon<0.6%,thick > 1.5 mm, coated chr  | 0                              | 1                             | 0                          | 143                           |
| 7212501900 | Flat-rolled iron/not alloy, otherwiseplated or coated               | 66 672                         | 1 678 798                     | 137 048                    | 2 753 083                     |
| 7212502100 | Hoop,strip iron/not alloy, width<400 mm,coated with aluminium-z     | 17 968                         | 425 142                       | 25 470                     | 483 993                       |
| 7212502900 | Flat-rolled iron/not alloy, otherwiseplated or coated               | 0                              | 19                            | 0                          | 930                           |
| 7212509100 | Other hoop,strip iron/not alloy, width<400 mm                       | 0                              | 1 528                         | 0                          | 16 108                        |
| 7212509200 | Other flat-rolled iron/not alloy,carbon<0.6%, thick > 1.5 mm        | 80 929                         | 741 765                       | 271 345                    | 2 688 220                     |
| 7212509900 | Flat-rolled iron/not alloy, otherwiseplated or coated               | 110 993                        | 418 853                       | 138 295                    | 566 794                       |
| 7212601000 | Hoop,strip iron/not alloy, clad width< 400mm                        | 83 124                         | 786 457                       | 346 419                    | 3 443 787                     |

**I.3. IMPOR MENURUT KOMODITI / IMPORT BY HS COMMODITY**  
**\*\*\* NOVEMBER/NOVEMBER 2013 \*\*\***

| HS         | Uraian Komoditi<br>Commodity Description                                 | Berat Bersih / Net Weight (Kg) |                               | Nilai / Value C.I.F (US\$) |                               |
|------------|--|--------------------------------|-------------------------------|----------------------------|-------------------------------|
|            |  | Bulan ini<br>Current Month     | Kumulatif<br>Cum.Jan. to date | Bulan ini<br>Current Month | Kumulatif<br>Cum.Jan. to date |
| 7212609000 | Flat-rolled iron/not alloy, clad   | 10 327                         | 515 307                       | 36 057                     | 386 079                       |
| 7213100000 | Containing indentations,ribs,grooves ofcircular crosssection <= 50       | 0                              | 243 607                       | 0                          | 268 545                       |
| 7213200000 | Other bars, rods, hot-rolled , in irreg.of free-cutting steel            | 331 844                        | 6 018 306                     | 416 405                    | 5 726 877                     |
| 7213911000 | Bar,hot-roll,irreg. wound coil,iron/non-alloy steel,less 14mm,for sc     | 204                            | 1 216 889                     | 4 706                      | 859 563                       |
| 7213912000 | Bar,hot-roll,irreg. wound coil,iron/non-alloy steel,less 14mm,for co     | 0                              | 3 928 131                     | 0                          | 3 006 273                     |
| 7213919000 | Oth Bar,hot-roll,irreg. wound coil,iron/non-alloy steel,oth free-cut     | 5 471 402                      | 104 406 563                   | 4 161 905                  | 78 236 016                    |
| 7213991000 | Oth Bar,hot-roll,irreg. wound coil,iron/steel,less 14mm,oth use,for      | 0                              | 4 010                         | 0                          | 70 501                        |
| 7213992000 | Oth Bar,hot-roll,irreg. wound coil,iron/steel,less 14mm,oth use,coi      | 0                              | 182 534                       | 0                          | 143 626                       |
| 7213999000 | Oth Bar,hot-roll,irreg. wound coil,iron/non-alloy steel,circular less    | 2 290 104                      | 20 682 591                    | 2 485 765                  | 22 959 735                    |
| 7214101100 | Oth bars,rods of iron, non-alloy steelforged,carbon<0.6%,circlr cro      | 749 635                        | 5 409 825                     | 536 214                    | 5 711 173                     |
| 7214101900 | Oth bars,rods of iron, non-alloy steelforged,carbon<0.6%,not circu       | 182 520                        | 1 954 768                     | 400 574                    | 2 783 564                     |
| 7214102100 | Oth bars,rods of iron, non-alloy steelforged,carbon>=0.6%,circlr cr      | 5 972 279                      | 30 681 671                    | 3 046 125                  | 16 354 553                    |
| 7214102900 | Oth bars,rods of iron, non-alloy steelforged,carbon >= 0.6%,not cir      | 52 049                         | 320 176                       | 64 919                     | 680 307                       |
| 7214203100 | Cont. indentation,rib,groove,carbon<0.6%circ. cross-section,for co       | 48 806                         | 6 567 970                     | 40 723                     | 4 524 668                     |
| 7214203900 | Cont. indentation,rib,groove,carbon<0.6%circ. cross-sect. not for c      | 0                              | 43 756                        | 0                          | 67 562                        |
| 7214206900 | Cont.indentation,rib,groove,carbon>=0.6%not circ.cros.sec.not for        | 129 870                        | 892 762                       | 79 111                     | 559 189                       |
| 7214300000 | Other bars & rods, not forged, of free-cutting steel                     | 30 021                         | 1 371 606                     | 77 627                     | 1 839 657                     |
| 7214911010 | Concrete steel, hot-rolled,hot-drawn ,hot-extruded, carbon < 0.6%        | 574 372                        | 18 974 758                    | 492 506                    | 13 365 527                    |
| 7214911020 | Shaft bars, manganese steel, hot-rolled,hot-drawn, hot-extruded, (       | 118 565                        | 1 355 501                     | 236 237                    | 3 087 691                     |
| 7214911090 | Other bars & rods, hot-rolled,hot-drawn or hot-extruded, carbon <        | 491 026                        | 4 375 462                     | 433 004                    | 3 757 936                     |
| 7214912010 | Concrete steel, hot-rolled,hot-drawn ,hot-extruded, carbon >= 0.6'       | 0                              | 6 223                         | 0                          | 7 587                         |
| 7214912020 | Shaft bars, manganese steel, hot-rolled,hot-drawn, hot-extruded, (       | 0                              | 14 638                        | 0                          | 58 632                        |
| 7214912090 | Other bars & rods, hot-rolled,hot-drawn or hot-extruded, carbon >        | 117 425                        | 4 843 892                     | 323 514                    | 5 823 153                     |
| 7214991010 | Carbon,oth than of circular cross-section: concrete steel                | 596 783                        | 3 687 411                     | 351 459                    | 2 697 076                     |
| 7214991020 | Carbon, other than of circular cross-section:shaft bars; manganese       | 279 863                        | 1 340 883                     | 423 723                    | 3 834 748                     |
| 7214991090 | Oth. carbon, other than of circularcross-section                         | 2 453                          | 21 150                        | 2 239                      | 69 928                        |
| 7214999010 | Oth. carbon, other than of circularcross-section concrete steel          | 0                              | 151 953                       | 0                          | 498 640                       |
| 7214999020 | Oth. carbon, other than of circularcross-sect:shaft bars; manganes       | 6 201 357                      | 70 936 288                    | 6 430 079                  | 74 996 936                    |
| 7214999090 | Oth.Than Concrete steel, Shaft bars,manganes steel                       | 360 129                        | 2 055 935                     | 366 160                    | 2 236 868                     |
| 7215100000 | Oth bars & rods of iron/non-alloy steelfree-cutting steel,cold-form      | 287 945                        | 3 481 597                     | 481 012                    | 6 379 767                     |
| 7215501000 | Oth bars & rods of iron/non-alloy steelcontaining by weight 0.6% c       | 13 730                         | 2 139 024                     | 57 379                     | 1 705 764                     |
| 7215509100 | Oth bars & rods of iron/non-alloy steel,cont.carbon <0.6%,for conc       | 0                              | 21 876                        | 0                          | 13 656                        |
| 7215509900 | Oth bars & rods of iron/non-alloy steel,cont.carbon<0.6%,not for c       | 567 551                        | 6 518 828                     | 912 221                    | 7 759 554                     |
| 7215901000 | Oth Mangan steel/shaft bars,containingby weight less than 0.6% o         | 11 751                         | 41 273                        | 55 141                     | 114 951                       |
| 7215909000 | Manganese steel/shaft bars,containing byweight less than 0.6% of         | 332 567                        | 4 017 310                     | 298 410                    | 5 519 817                     |
| 7216100000 | U, i or h sections , not further workedthan hot-rolled, of a height <    | 842 767                        | 3 266 870                     | 995 277                    | 4 395 674                     |
| 7216210000 | L section of iron/non-alloy steel, notworked than hot-rolled,of a he     | 128 427                        | 6 519 639                     | 119 852                    | 7 025 123                     |
| 7216220000 | T section of iron/non-alloy steel, notworked than hot-rolled,of a h      | 1 317                          | 164 535                       | 1 372                      | 202 828                       |
| 7216310000 | U, I or H sections, not further workedU sections                         | 594 463                        | 6 434 580                     | 529 394                    | 5 085 293                     |
| 7216320000 | U, I or H sections, not further workedI sections                         | 1 370 546                      | 16 562 846                    | 899 429                    | 11 373 010                    |
| 7216330000 | U, I or H sections, not further workedH sections                         | 2 508 423                      | 46 848 200                    | 2 317 342                  | 36 127 490                    |
| 7216400000 | L/T sect,not further work than hot-rollhot-drawn/extrud,a height c       | 2 764 482                      | 55 276 979                    | 1 845 342                  | 38 810 186                    |
| 7216501000 | Oth angles,shapes&sections,not furtherof a height of less than 80        | 476 311                        | 3 512 870                     | 427 514                    | 3 315 183                     |
| 7216509000 | Oth angles, shapes & sect,not further ofa height of more than 80 n       | 2 513 800                      | 44 105 574                    | 2 576 241                  | 38 245 011                    |
| 7216610000 | Angles,shapes&sections,not worked thancold-formed,obtain from            | 2 120                          | 105 904                       | 13 772                     | 147 783                       |
| 7216690000 | Angle,shape&sect,not workthan cold formoth than obtain from fla          | 335 932                        | 6 175 797                     | 480 572                    | 7 618 576                     |
| 7216910000 | Oth angles,shapes&sect,not further workcold form/finish from flat        | 0                              | 659 069                       | 0                          | 877 805                       |
| 7216990000 | Oth angles,shapes&sect,not further workoth than cold form/finish         | 1 597 622                      | 18 326 932                    | 1 404 155                  | 16 360 995                    |
| 7217101000 | Wire of iron/non-alloy steel,not platd/coated,cont.carbon < 0.25%        | 985 705                        | 10 493 836                    | 528 085                    | 5 203 086                     |
| 7217102200 | Wire: bead,flat hard steel reed,prestresconcrete steel,0.25%>cont        | 102 853                        | 970 459                       | 159 554                    | 1 355 703                     |
| 7217102900 | Other wire of iron or non-alloy steel,not plate/coated, 0.25% =< ca      | 3 090 504                      | 17 542 828                    | 2 036 123                  | 14 947 245                    |
| 7217103110 | Prestressed concrete steel wire,contain carbon>=0.6% by weight           | 369 390                        | 1 990 263                     | 336 430                    | 1 792 867                     |
| 7217103190 | Wire: spokes,bead,reed,free cut.steelcontain carbon>=0.6% by we          | 418 408                        | 3 168 441                     | 502 090                    | 3 837 867                     |
| 7217103900 | Other wire of iron or non-alloy steel,not plated/coated, cont. carbi     | 826 996                        | 12 860 932                    | 814 821                    | 20 115 648                    |
| 7217201010 | Wire of iron/non-alloy steel,plated w/zinc > 240gr/m2, cont.carbo        | 37 898                         | 4 829 625                     | 29 410                     | 4 544 265                     |
| 7217201090 | Wire of iron/non-alloy steel,plated w/zinc <= 240gr/m2, cont.carbi       | 492 874                        | 6 329 288                     | 190 369                    | 2 833 362                     |
| 7217202000 | Wire of iron/non-alloy steel,plated w/zinc,cont.carbon>0.25% & <l        | 9 527                          | 239 656                       | 35 485                     | 921 099                       |
| 7217209100 | High carbon steel core wire,for alminiumconductors steel reinforce       | 1 529                          | 12 880                        | 57 298                     | 673 881                       |
| 7217209900 | Oth than high carbonsteel core wire,foraluminium conduct steel re        | 31 548                         | 1 217 245                     | 307 062                    | 4 286 893                     |
| 7217301900 | Wire of iron/non-alloy steel,plated orcoated with out tin,cont.carb      | 59 922                         | 169 737                       | 49 218                     | 146 624                       |
| 7217302900 | Wire of iron/non-alloy steel,plated orcoated w/out tin,cont.0.25%        | 4 879                          | 16 545                        | 54 285                     | 184 065                       |
| 7217303110 | Copper alloy coated w/brass of pneumaticrubbers tyre                     | 2 646 145                      | 21 447 670                    | 3 356 292                  | 28 564 924                    |
| 7217303190 | Copper alloy coated with other copperalloys of pneumatic rubbers         | 705 281                        | 8 075 228                     | 810 504                    | 9 772 780                     |
| 7217303200 | Wire of iron/non-alloy steel,plated/coatwith tin, cont.carbon>=0.6       | 0                              | 283                           | 0                          | 2 105                         |
| 7217303900 | Wire of iron/non-alloy steel,plated/coatwi/out tin & copper, cont.i      | 257 023                        | 2 060 469                     | 304 972                    | 3 912 679                     |
| 7217901000 | Oth wire iron/non-alloy steel,plate/coatwith other metals, 0.25%<        | 55 185                         | 1 046 537                     | 74 969                     | 1 505 581                     |
| 7217909000 | Oth wire iron/non-alloy steel,plate/coatwith other metals, 0.25%>        | 114 607                        | 981 795                       | 293 167                    | 4 022 401                     |
| 7218100000 | Ingots & oth primary forms of stainlesssteel                             | 1 203                          | 53 395                        | 2 344                      | 220 523                       |
| 7218910000 | Semi-finished prod.of stainless steel ofrectangulr (not square) cro      | 12 240                         | 298 597                       | 42 687                     | 140 844                       |
| 7218990000 | Oth semi-finished prod.of stainlesssteel                                 | 219 732                        | 3 491 939                     | 2 107 650                  | 30 683 388                    |
| 7219110000 | Flat-roll prod of stainless steel,hotrolled,in coil of a thick exceed 1( | 5 492                          | 560 706                       | 21 029                     | 1 105 952                     |

**I.3. IMPOR MENURUT KOMODITI / IMPORT BY HS COMMODITY**  
**\*\*\* NOVEMBER/NOVEMBER 2013 \*\*\***

| HS         | Uraian Komoditi<br>Commodity Description                                 | Berat Bersih / Net Weight (Kg) |                               | Nilai / Value C.I.F (US\$) |                               |
|------------|--|--------------------------------|-------------------------------|----------------------------|-------------------------------|
|            |  | Bulan ini<br>Current Month     | Kumulatif<br>Cum.Jan. to date | Bulan ini<br>Current Month | Kumulatif<br>Cum.Jan. to date |
| 7219120000 | Flat-roll prod of stainless steel,hotrolled,in coil of a 4.75mm=<thick   | 150 042                        | 3 685 808                     | 320 106                    | 8 366 831                     |
| 7219130000 | Flat-roll prod of stainless steel,hotrolled,in coil of a 3mm=<thick=<=   | 2 883 877                      | 43 989 038                    | 4 840 343                  | 80 002 234                    |
| 7219140000 | Flat-roll prod of stainless steel,hotrolled,in coil of a thickness<=3m   | 5 098 490                      | 52 492 254                    | 6 334 690                  | 74 429 821                    |
| 7219210000 | Flat-roll prod of stainless steel,hotrolled,not in coil of a thick > 10n | 128 560                        | 6 876 001                     | 481 484                    | 14 272 596                    |
| 7219220000 | Flat-roll prod of stainless steel,hotroll,not in coil of 4.75mm=<thick   | 873 896                        | 15 675 143                    | 1 986 817                  | 36 864 517                    |
| 7219230000 | Flat-roll prod of stainless steel,hotroll,not in coil of a 3mm=<thick<   | 710 281                        | 10 671 316                    | 1 440 536                  | 24 721 179                    |
| 7219240000 | Flat-roll prod of stainless steel,hotrolled,not in coil of a thickness<> | 71 247                         | 1 202 239                     | 104 664                    | 1 792 485                     |
| 7219310000 | Flat-rolled prod.of stainless steel,cold rolled, of a thickness >= 4.75  | 117 186                        | 2 985 119                     | 245 711                    | 3 301 256                     |
| 7219320000 | Flat-rolled prod.of stainless steel,cold rolled, 3 mm =< thickness <     | 106 078                        | 2 802 116                     | 284 938                    | 6 703 523                     |
| 7219330000 | Flat-rolled prod.of stainless steel,cold rolled, 1 mm < thickness < 3    | 1 795 675                      | 29 399 824                    | 3 281 439                  | 52 156 316                    |
| 7219340000 | Flat-rolled prod.of stainless steel,cold rolled, 0.5 mm =< thickness     | 1 084 954                      | 18 895 352                    | 2 095 904                  | 33 860 950                    |
| 7219350000 | Flat-rolled prod.of stainless steel, ofa thickness < 0.5 mm              | 1 102 298                      | 9 239 337                     | 2 453 499                  | 20 745 421                    |
| 7219900000 | Oth flat-roll prod.of stainless steel,thick>=1.5mm & <125mm patte        | 656 388                        | 10 904 299                    | 805 373                    | 11 404 858                    |
| 7220111000 | Hoop & strip of stainless steel, hotrolled,of a thick >= 4.75 mm,wic     | 60 170                         | 841 545                       | 87 587                     | 1 312 899                     |
| 7220119000 | Hoop & strip of stainless steel, hotrolled,of a thick >= 4.75 mm,wid     | 66 162                         | 4 404 867                     | 87 049                     | 3 798 796                     |
| 7220121000 | Hoop & strip of stainless steel, hotrolled,of a thick < 4.75 mm,wid      | 22 502                         | 134 161                       | 100 422                    | 520 755                       |
| 7220129000 | Hoop & strip of stainless steel, hotrolled,of a thick < 4.75 mm,wid      | 56 873                         | 911 248                       | 456 725                    | 6 819 821                     |
| 7220201000 | Hoop & strip of stainless steel, coldrolled, width < 400mm               | 122 124                        | 1 969 207                     | 588 838                    | 7 648 285                     |
| 7220209000 | Hoop & strip of stainless steel, coldrolled, width>400mm                 | 366 632                        | 4 346 879                     | 947 538                    | 7 767 101                     |
| 7220901000 | Hoop & strip of stainless steel, notcold rolled, width < 400mm           | 28 674                         | 403 715                       | 166 574                    | 3 865 483                     |
| 7220909000 | Hoop & strip of stainless steel, notcold rolled, width > 400mm           | 1 229 658                      | 16 452 508                    | 2 173 351                  | 24 164 954                    |
| 7221000000 | Bars & rods, hot-rolled,in irregularlywound coils, of stainless steel.   | 48 742                         | 570 950                       | 35 716                     | 862 600                       |
| 7222110000 | Bars,rods, hot-rolled, in irregularly ofcircular cross-section           | 214 119                        | 2 867 440                     | 411 667                    | 5 528 150                     |
| 7222190000 | Bars,rods, hot-rolled, in irregularly ofnot circular cross-section       | 540 697                        | 8 477 647                     | 623 802                    | 9 375 892                     |
| 7222201000 | Bars,rods, cold-formed or cold-finishedof circular cross-section         | 76 214                         | 1 857 127                     | 497 403                    | 8 358 082                     |
| 7222209000 | Bars,rods, cold-formed or cold-finishedof not circular cross-sectior     | 109 013                        | 1 853 943                     | 633 344                    | 8 950 521                     |
| 7222301000 | Other bars and rods of circular cross-section                            | 3 687                          | 276 200                       | 16 939                     | 683 528                       |
| 7222309000 | Other bars and rods of not circularcircular cross-section                | 174 305                        | 3 961 438                     | 387 207                    | 7 504 452                     |
| 7222401000 | Angles,shapes&sections,not further workthan hot-rolled,hot-draw          | 0                              | 462 109                       | 0                          | 1 296 544                     |
| 7222409000 | Angles,shapes&sections, further workedthan hot-rolled,hot-drawr          | 203 633                        | 2 168 735                     | 281 214                    | 3 243 734                     |
| 7223000000 | Wire of stainless steel having a cross-sectional dimension exceedir      | 1 004 494                      | 12 064 868                    | 3 658 070                  | 47 145 846                    |
| 7224100000 | Ingots & oth primary forms of oth alloysteel                             | 0                              | 1 816 283                     | 0                          | 2 580 238                     |
| 7224900000 | Semi-finished prod. of oth alloy steel                                   | 2 856 662                      | 35 298 870                    | 3 651 692                  | 39 943 807                    |
| 7225110000 | Grain-oriented of silicon-elect steel awidth of 600 mm or more.          | 1 357 374                      | 13 779 215                    | 2 115 690                  | 22 485 123                    |
| 7225190000 | Oth than Grain-orient of silicon-electsteel a width of 600 mm or m       | 1 458 850                      | 24 057 477                    | 1 400 694                  | 22 154 865                    |
| 7225301000 | Flat-roll high speed steel,width>=600mm,not further worked than          | 0                              | 197 000                       | 0                          | 169 602                       |
| 7225309000 | Flat-roll not high speed steel,w.>=600mmnot further worked than          | 2 882 900                      | 51 107 534                    | 2 478 062                  | 38 572 997                    |
| 7225401000 | Flat-roll high speed steel,width>=600mm,not further work th hot-r        | 42 008                         | 77 218 636                    | 108 894                    | 48 997 036                    |
| 7225409000 | Flat-roll not high speed steel,w.>=600mmnot further work th hot-r        | 1 804 096                      | 32 872 977                    | 2 579 555                  | 43 217 270                    |
| 7225501000 | Flat-roll high speed steel,width>=600mm,not further worked than          | 12 200                         | 2 303 582                     | 15 116                     | 2 822 198                     |
| 7225509000 | Flat-roll not high speed steel,w.>=600mmnot further worked than          | 11 316 999                     | 74 243 614                    | 9 537 988                  | 60 582 140                    |
| 7225911000 | Oth flat-roll high speed steel,w.>=600mmelectrolytically plated/co       | 3 230                          | 93 566                        | 4 754                      | 120 685                       |
| 7225919000 | Oth flat-roll not hi.sped stel,w.>=600mmelectrolytically plated/coz      | 354 994                        | 7 951 543                     | 485 275                    | 7 911 794                     |
| 7225929000 | Oth flat-roll not hi.sped stel,w.>=600mmotherwise plated or coate        | 3 567 738                      | 36 160 101                    | 3 214 758                  | 34 102 572                    |
| 7225991000 | Oth flat-roll high speed steel,w.>=600mmotherwise plated or coat         | 0                              | 648 682                       | 0                          | 835 748                       |
| 7225999000 | Oth flat-roll not hi.sped stel,w.>=600mmotherwise plated or coate        | 3 358 850                      | 39 867 649                    | 3 279 772                  | 35 697 665                    |
| 7226111000 | Hoop & strip, grain-oriented of siliconelectrical steel, of a width <=   | 5 118                          | 1 642 509                     | 21 499                     | 3 678 532                     |
| 7226119000 | Hoop & strip, grain-oriented of siliconelect steel, of a width >400 r    | 1 170 392                      | 6 529 473                     | 2 455 300                  | 14 131 134                    |
| 7226191000 | Hoop,strip,oth than grain-orient ofsilicon elect steel,of a width<= 4    | 49 578                         | 549 151                       | 159 953                    | 1 880 804                     |
| 7226199000 | Hoop,strip,oth than grain-orient ofsilicon elect steel,of width>400r     | 178 386                        | 2 645 352                     | 438 913                    | 4 331 253                     |
| 7226201000 | Hoop & strip of high speed steel of awidth <= 400 mm                     | 0                              | 16 081                        | 0                          | 498 221                       |
| 7226209000 | Hoop & strip of high speed steel of awidth > 400 mm, < 600mm             | 15 228                         | 134 693                       | 102 259                    | 287 654                       |
| 7226911000 | Hoop,strip of oth alloy steel,hot rolledof a width <= 400 mm             | 114 835                        | 1 291 614                     | 241 340                    | 2 411 638                     |
| 7226919000 | Hoop,strip of oth alloy steel,hot rolledwidth >400 mm, <=600mm           | 3 711                          | 3 607 382                     | 14 013                     | 5 120 225                     |
| 7226921000 | Hoop,strip of oth alloy steel, coldrolled, of a width <= 400 mm          | 48 469                         | 427 220                       | 131 311                    | 926 875                       |
| 7226929000 | Hoop,strip of oth alloy steel, coldrolled, width >400 mm, <= 600m        | 245 444                        | 13 325 546                    | 177 249                    | 7 588 125                     |
| 7226991100 | Hoop & strip of oth alloy steel, width<= 400 mm,not further work         | 0                              | 58 913                        | 0                          | 41 294                        |
| 7226991900 | Not hoop&strip of oth alloy steel, width<= 400 mm,not further wo         | 101 983                        | 249 752                       | 92 934                     | 309 618                       |
| 7226999100 | Hoop&strip of oth alloy steel, w.>400mm&<= 600mm,plated/coat             | 535                            | 10 389                        | 2 209                      | 39 128                        |
| 7226999900 | Hoop&strip of oth alloy steel, w.>400mm&<= 600mm,plated/coat             | 1 340 642                      | 8 862 680                     | 1 073 075                  | 9 319 987                     |
| 7227100000 | Bars & rods, hot-rolled, in irregularlywound coils, of high speed ste    | 0                              | 33 489                        | 0                          | 182 717                       |
| 7227200000 | Bars & rods, hot-rolled, in irregularlywound coils, of silico-mangan     | 3 313 364                      | 22 461 786                    | 2 054 176                  | 14 131 474                    |
| 7227900000 | Oth bars & rods, hot-rolled, inirregularly wound coils                   | 45 525 801                     | 501 750 176                   | 26 828 031                 | 303 457 969                   |
| 7228101000 | Bars & rods, of high speed steel, ofcircular a cross-section             | 8 325                          | 95 357                        | 68 162                     | 611 882                       |
| 7228109000 | Bars & rods, of high speed steel,not ofcircular a cross-section          | 64 311                         | 1 147 347                     | 224 608                    | 3 877 793                     |
| 7228201100 | Bars&rods,silico-mangan steel,circular cross-section,hot-roll/draw       | 12 502                         | 380 977                       | 19 391                     | 380 380                       |
| 7228201900 | Bars&rods,silico-mangan steel,circularcross-section,not hot-roll/dr      | 552 579                        | 3 831 235                     | 528 302                    | 4 985 182                     |
| 7228209100 | Bar&rod,silico-mangan steel,not circularcross-section,hot-roll/draw      | 0                              | 4 435                         | 0                          | 14 860                        |
| 7228209900 | Bar&rod,silico-mangan steel,not circularcross-section,not hot-roll/      | 163 798                        | 2 553 778                     | 477 895                    | 7 071 825                     |
| 7228301000 | Oth bars&rods,of silico-manganese steelof circular cross-section         | 12 631 841                     | 112 647 888                   | 11 946 246                 | 121 226 533                   |
| 7228309000 | Oth bars&rods,of silico-manganese steelnot of circular cross-secti       | 13 609 367                     | 124 853 565                   | 12 400 531                 | 126 428 524                   |

**I.3. IMPOR MENURUT KOMODITI / IMPORT BY HS COMMODITY**  
**\*\*\* NOVEMBER/NOVEMBER 2013 \*\*\***

| HS         | Uraian Komoditi<br>Commodity Description                                 | Berat Bersih / Net Weight (Kg) |                               | Nilai / Value C.I.F (US\$) |                               |
|------------|--|--------------------------------|-------------------------------|----------------------------|-------------------------------|
|            |  | Bulan ini<br>Current Month     | Kumulatif<br>Cum.Jan. to date | Bulan ini<br>Current Month | Kumulatif<br>Cum.Jan. to date |
| 7228401000 | Oth bars,rods,not further worked thanforget, of circular cross-sect      | 84 609                         | 958 996                       | 166 167                    | 2 667 880                     |
| 7228409000 | Oth bars,rods,not further worked thanforget, not of circular cross-      | 1 010 813                      | 6 649 690                     | 1 234 711                  | 8 628 418                     |
| 7228501000 | Oth bars,rods,not formed/cold finishedof circular cross-section          | 626 342                        | 5 611 064                     | 1 634 747                  | 14 593 541                    |
| 7228509000 | Oth bars,rods,not formed/cold finishednot of circular cross-section      | 1 029 539                      | 18 020 658                    | 1 275 056                  | 18 652 492                    |
| 7228601000 | Other bars and rods : of circular cross-section                          | 269 455                        | 3 161 671                     | 616 275                    | 7 051 114                     |
| 7228609000 | Other bars and rods : not of circularcross-section                       | 854 873                        | 11 725 759                    | 860 228                    | 8 753 508                     |
| 7228701000 | Angles,shapes&sections,oth bars&rods,cross-section,hot-roll/draw         | 3 989 254                      | 294 399 971                   | 2 435 003                  | 177 527 950                   |
| 7228709000 | Angles,shapes&sections,oth bars&rods,cross-section,not hot-roll/c        | 5 085 574                      | 81 776 339                    | 3 199 273                  | 52 589 210                    |
| 7228801100 | Hollow drill bars,rods, weight >=0.6% ofcircular cross-section           | 6 160                          | 70 896                        | 48 729                     | 1 212 270                     |
| 7228801900 | Hollow drill bars,rods, weight >=0.6%not of circular cross-section       | 83                             | 4 161                         | 1 237                      | 56 672                        |
| 7228809000 | Oth. Hollow drill bars and rods  | 271 464                        | 4 078 216                     | 605 289                    | 10 662 840                    |
| 7229200000 | Wire of silico-manganese steel   | 67 310                         | 3 131 120                     | 75 602                     | 4 459 982                     |
| 7229901000 | Wire of other alloy steel. of high speedsteel                            | 712 531                        | 6 186 965                     | 479 677                    | 5 835 536                     |
| 7229909010 | Wire of other alloy steel. not of highspped steel,chromium>=0.5%         | 704 834                        | 7 533 042                     | 1 474 491                  | 16 080 622                    |
| 7229909090 | Wire of other alloy steel. not of highspped steel,chromium<0.5%          | 2 415 584                      | 23 571 912                    | 3 623 397                  | 45 662 329                    |
| 7301100000 | Sheet piling of iron or steel  | 4 738 135                      | 27 606 243                    | 3 384 019                  | 21 158 347                    |
| 7301200000 | Angles, shapes and sections of iron orsteel                              | 3 545                          | 330 571                       | 21 916                     | 2 855 616                     |
| 7302100000 | Rails of iron or steel   | 4 692 784                      | 35 632 310                    | 4 236 763                  | 37 270 439                    |
| 7302300000 | Switch-blades, crossing frogs,point rodsand other crossing pieces        | 365 658                        | 7 738 710                     | 1 022 211                  | 21 013 923                    |
| 7302400000 | Fish-plates and sole plates of iron orsteel                              | 131 315                        | 1 521 875                     | 152 398                    | 3 979 745                     |
| 7302901000 | Sleepers, of iron or steel   | 948                            | 30 621                        | 11 648                     | 115 762                       |
| 7302909000 | Other than sleepers, of iron or steel                                    | 200 219                        | 2 559 554                     | 411 545                    | 6 543 145                     |
| 7303001100 | Hubless tubes and pipes  | 29 183                         | 2 261 759                     | 115 960                    | 2 731 301                     |
| 7303001900 | Tubes and pipes with hub   | 1 100 750                      | 11 702 906                    | 980 355                    | 10 383 750                    |
| 7303009010 | Hollow profiles, of cast iron with anexternal diameter < =100 mm         | 135 720                        | 1 765 654                     | 146 317                    | 2 050 444                     |
| 7303009090 | Hollow profiles, of cast iron with anexternal diameter > 100 mm          | 988 242                        | 25 597 130                    | 1 312 278                  | 28 365 753                    |
| 7304110000 | Tubes, pipes and hollow profiles,seamless, of stainless steel            | 768 211                        | 13 974 350                    | 5 740 336                  | 41 120 028                    |
| 7304190000 | Oth.tube,pipe&hollow profile,seamless,line pipe of a kind use for c      | 15 845 650                     | 182 108 111                   | 18 476 018                 | 293 071 378                   |
| 7304220010 | Oth.tube,pipes&hollow profile,seamless,unfinished drill pipe (gree       | 690                            | 1 390 774                     | 1 200                      | 4 415 917                     |
| 7304220090 | Oth.tube,pipes&hollow profile,seamless,unworked pipe end                 | 17 447                         | 6 155 711                     | 113 264                    | 13 831 189                    |
| 7304230010 | Unfinished drill pipe (green pipe) withyield strength less than 75,0l    | 52 202                         | 4 289 113                     | 111 163                    | 5 571 586                     |
| 7304230090 | Oth. unfinished drill pipe (green pipe)                                  | 1 305 852                      | 5 298 843                     | 6 169 089                  | 27 888 749                    |
| 7304240010 | Unfinsh case&tube, yield strgh<75000Psioth.of stanlss stel for drill     | 795 909                        | 8 499 624                     | 3 439 408                  | 19 640 300                    |
| 7304240090 | Oth.unfinish casetube&unworked pipe endwith yield strength less          | 821 907                        | 2 042 959                     | 1 827 861                  | 5 257 785                     |
| 7304290010 | Unfinish casetube&unworked pipe end withyield strength less than         | 23 967 743                     | 196 045 917                   | 32 269 805                 | 320 420 610                   |
| 7304290090 | Oth.unfinish casetube&unworked pipe endwith yield strength less          | 7 335 810                      | 86 638 825                    | 9 506 854                  | 173 465 170                   |
| 7304311000 | Drillrod casing&tubing,w/pin&box thread,cold-drawn/rolled,circul.        | 98 843                         | 323 865                       | 157 296                    | 857 186                       |
| 7304312000 | High-pressure pipe,cold-drawn/rolled,circular cross-section,iron/al      | 1                              | 164 107                       | 11                         | 1 202 771                     |
| 7304314000 | Circular cross-section,iron/non-alloysteel,diameter<140mm&carb           | 86 480                         | 541 533                       | 167 858                    | 1 180 751                     |
| 7304319000 | Circular cross-section,iron/non-alloysteel,diameter>=140mm&carb          | 1 478 753                      | 18 949 768                    | 3 068 329                  | 40 704 653                    |
| 7304392000 | Oth circ.cross-section,iron/non-alloy,high-pressure pipe                 | 476 749                        | 2 656 751                     | 992 213                    | 3 845 175                     |
| 7304394000 | Oth circ.cross-section,iron/non-alloy,steel,diameter<140mm&carb          | 151 032                        | 639 869                       | 343 431                    | 1 523 119                     |
| 7304399000 | Oth circ.cross-section,iron/non-alloy,steel,diameter>=140mm&carb         | 1 084 479                      | 13 943 953                    | 1 952 369                  | 32 447 337                    |
| 7304410000 | Cold-drawn or cold-rolled (cold-reduced)stainless steel                  | 61 510                         | 2 331 695                     | 478 304                    | 11 415 943                    |
| 7304490000 | Oth. Cold-drawn or cold-rolled (cold-reduced) stainless steel            | 703 568                        | 5 024 568                     | 4 156 051                  | 21 342 082                    |
| 7304511000 | High press. conduits,of circular cross-sect.of oth alloy steel,cold ro   | 1                              | 200 848                       | 52                         | 491 384                       |
| 7304519000 | Oth tubes/pipes/hollow profiles,seamlesscold rolled,rcrlr c-s of otl     | 11 944                         | 333 975                       | 94 180                     | 1 313 670                     |
| 7304590000 | Oth.Drill rod casing&tubing with pin&sect.of oth alloy steel,cold rc     | 567 631                        | 11 015 934                    | 1 740 285                  | 32 817 749                    |
| 7304901000 | Oth tubes/pipes/hollow profiles,seamlesshigh-pressure pipe               | 14 690                         | 206 216                       | 127 179                    | 2 090 486                     |
| 7304903000 | Oth tubes/pipes/hollow profiles,seamlesssteel,diameter<140mm&carb        | 21 032                         | 124 980                       | 52 941                     | 362 098                       |
| 7304909000 | Oth tubes/pipes/hollow profiles,seamlesssteel,diameter>=140mm&carb       | 1 096 229                      | 11 846 988                    | 2 056 656                  | 31 986 363                    |
| 7305110000 | Lines pipe, for oil or gas longitudinalallsubmerged arc welded of iron   | 2 253 715                      | 279 668 443                   | 3 507 832                  | 415 827 698                   |
| 7305121000 | Electric Resistance Welded (FRW), usedfor oil/gas pipe,external di:      | 173 148                        | 1 809 893                     | 159 911                    | 2 734 436                     |
| 7305129000 | Oth longitudinally welded, used for oilor gas pipe, external diamet      | 2 655                          | 2 022 952                     | 9 189                      | 2 359 370                     |
| 7305191000 | Oth line pipe iron/steel for oil,exter.diam.>406.4mm,spiral/helical      | 162 156                        | 613 461                       | 76 184                     | 556 936                       |
| 7305199000 | Oth line pipe iron/steel for oil,exter.diam.>406.4mm,not spiral/hel      | 55 970                         | 2 378 662                     | 44 869                     | 2 896 040                     |
| 7305200000 | Casing of iron/steel used in drillingfor oil/gas external diameter 40    | 0                              | 175 175                       | 0                          | 581 328                       |
| 7305311000 | Lines pipe, for oil or gas longitudinalallwelded,stainless steel pipes&  | 5 516                          | 4 005 768                     | 23 247                     | 13 264 802                    |
| 7305319000 | Lines pipe, for oil or gas longitudinalallwelded,not stainless steel pip | 0                              | 12 461 333                    | 0                          | 57 773 417                    |
| 7305391000 | Oth.lines pipe,for oil/gas longitudinalallwelded,high-pressure pipe      | 0                              | 6 015                         | 0                          | 28 866                        |
| 7305399000 | Oth.lines pipe,for oil/gas longitudinalallwelded,not high-pressure pip   | 0                              | 65 459                        | 0                          | 159 015                       |
| 7305900000 | Oth.lines pipe,for oil/gas longitudinalalloth.stainless steel pipes & tu | 0                              | 200 977                       | 0                          | 976 515                       |
| 7306111000 | Line pipe,use for oil/gas pipeline,weldeoof stainless steel,Electric Re  | 4 784                          | 105 821                       | 43 744                     | 494 297                       |
| 7306112000 | Line pipe,use for oil/gas pipeline,weldestainless steel,spiral/helical   | 0                              | 2                             | 0                          | 84                            |
| 7306119000 | Line pipe,use for oil/gas pipeline,weldeoof other steel                  | 119 168                        | 5 235 689                     | 1 151 025                  | 9 533 255                     |
| 7306191000 | Oth line pipe use for oil/gas pipe weldeoof stainless steel,electroni    | 42 663                         | 3 683 194                     | 69 698                     | 3 951 012                     |
| 7306192000 | Oth line pipe use for oil/gas pipe weldeoof stainless stel,spiral/helic  | 0                              | 257 479                       | 0                          | 229 023                       |
| 7306199000 | Oth line pipe use for oil/gas pipe weldeoof stainles stel,not ERW&carb   | 75 022                         | 1 758 579                     | 170 828                    | 6 157 976                     |
| 7306210000 | Casing&tubing of a kind use in drillingwelded, of stainless steel        | 17 481                         | 145 479                       | 114 064                    | 958 490                       |
| 7306290000 | Oth.casing&tubing of a kind use in drilling,welded,of stainless stee     | 1 994 008                      | 7 763 774                     | 2 717 295                  | 13 447 520                    |
| 7306301010 | Boilr tube weld,of circulr cross-sect ofiron/non ally stel intrnl diam   | 13 467                         | 108 765                       | 37 153                     | 483 485                       |

I.3. IMPOR MENURUT KOMODITI / IMPORT BY HS COMMODITY  
 \*\*\* NOVEMBER/NOVEMBER 2013 \*\*\*

| HS         | Uraian Komoditi<br>Commodity Description                               | Berat Bersih / Net Weight (Kg) |                               | Nilai / Value C.I.F (US\$) |                               |
|------------|--|--------------------------------|-------------------------------|----------------------------|-------------------------------|
|            |  | Bulan ini<br>Current Month     | Kumulatif<br>Cum.Jan. to date | Bulan ini<br>Current Month | Kumulatif<br>Cum.Jan. to date |
| 7306301020 | Boilr tube weld,of circurl cross-sect ofiron/non ally stel intrnl diam | 0                              | 90 437                        | 0                          | 192 957                       |
| 7306302010 | Boilr tube weld,of single/double walled,coppr plate,intrnl diamtr<     | 191 573                        | 2 396 802                     | 937 572                    | 10 186 450                    |
| 7306302020 | Boilr tube weld,of single/double walled,coppr plate,intrnl diamtr>     | 47 863                         | 2 088 440                     | 111 060                    | 2 037 300                     |
| 7306303000 | Boilr tube weld,of single/double walled,coppr plate,sheath pipe fo     | 1 114                          | 19 888                        | 12 061                     | 113 679                       |
| 7306304010 | Oth welded,sircular cross-saction,highpressure pipe,intrnl diamtr<     | 1 322                          | 5 275                         | 10 175                     | 42 171                        |
| 7306304090 | Oth welded,sircular cross-saction,highpressure pipe,intrnl diamtr>     | 38                             | 34 464                        | 275                        | 157 207                       |
| 7306309010 | Oth.boilr tube weld,of single/doublewelled,coppr plate,intrnl diam     | 183 430                        | 1 640 512                     | 1 127 039                  | 9 064 249                     |
| 7306309090 | Oth.boilr tube weld,of single/doublewalled,coppr plate,intrnl diam     | 2 246 777                      | 30 757 412                    | 3 087 115                  | 28 872 079                    |
| 7306401010 | Oth.weld,of circurl cross-section ofweld boilr tube w intrnl diamtr<   | 0                              | 15 448                        | 0                          | 146 811                       |
| 7306401020 | Oth.weld,of circurl cross-section ofweld boilr tube w intrnl diamtr>   | 14 512                         | 451 174                       | 36 186                     | 1 176 621                     |
| 7306402000 | Welded boiler tubes of stainless steelwith internal diametre >12.5     | 177 059                        | 2 814 373                     | 399 212                    | 7 889 806                     |
| 7306403000 | St'less steel pipes & tubes welded ofcirclr cross sec. w extrl dmtr>1  | 26 068                         | 256 884                       | 88 122                     | 368 312                       |
| 7306409000 | Oth,not welded of circular cross sect. with internal diameter > 12,5   | 1 409 657                      | 21 420 576                    | 2 439 251                  | 44 405 039                    |
| 7306501010 | Oth.boilr tube,weld,of circlr cross-sectn,oth alloy steel int.dmtr<=1  | 22                             | 117 081                       | 408                        | 230 509                       |
| 7306501020 | Oth.boilr tube,weld,of circlr cross-sectn,oth alloy steel int.dmtr>12  | 0                              | 55 552                        | 0                          | 277 782                       |
| 7306509010 | Oth.boilr tube,weld,of circlr cross-high pressure conduits             | 0                              | 198 565                       | 0                          | 940 940                       |
| 7306509090 | Oth.boilr tube,weld,of circlr cross-highpressure conduits              | 12 030                         | 1 344 588                     | 6 136                      | 2 632 127                     |
| 7306610010 | Oth.boilr tube,weld,square/rectangularcross sectin,with int.diamtr     | 2 072                          | 219 577                       | 7 481                      | 242 953                       |
| 7306610090 | Oth.boilr tube,weld,square/rectangularcross sectin,with int.diamtr     | 1 433 365                      | 15 318 940                    | 1 104 634                  | 10 607 443                    |
| 7306690010 | Oth.boilr tube,non circurl crss-sectionwith internal diameter<=12,!    | 0                              | 9 729                         | 0                          | 27 876                        |
| 7306690090 | Oth.boilr tube,non circurl crss-sectionwith internal diameter>12,5!    | 0                              | 44 519                        | 0                          | 406 207                       |
| 7306901010 | Bundy-weld pipes and tubes,with internaldiameter <= 12,5mm             | 13                             | 114 077                       | 2 374                      | 433 404                       |
| 7306901090 | Bundy-weld pipes and tubes,with internaldiameter > 12,5mm              | 72                             | 5 584                         | 7 632                      | 41 057                        |
| 7306909010 | Oth.thn bundy-weld pipes & tubes, withinternal diameter <= 12,5r       | 5 712                          | 212 668                       | 122 803                    | 1 224 685                     |
| 7306909090 | Oth.thn bundy-weld pipes & tubes, withinternal diameter > 12,5m        | 843 861                        | 12 152 862                    | 1 045 885                  | 23 673 700                    |
| 7307111000 | Cast fitting of non-malleable cast ironhubless tube or pipe fittings   | 8 911                          | 329 003                       | 13 147                     | 342 870                       |
| 7307119000 | Cast fitting of non-malleable cast irontube or pipe fittings with hut  | 123 379                        | 565 773                       | 83 871                     | 2 419 252                     |
| 7307190000 | Cast fitting of other than non-malleablecast iron                      | 762 953                        | 1 855 761                     | 2 046 778                  | 6 833 209                     |
| 7307211000 | Oth pipe of stainless steel flangesinternal diameter<15cm              | 18 341                         | 719 631                       | 144 993                    | 3 877 502                     |
| 7307219000 | Oth pipe of stainless steel flangesinternal diameter>=15cm             | 311 563                        | 5 173 908                     | 1 307 273                  | 23 234 631                    |
| 7307221000 | Oth pipe,stainless steel threaded ellbow,bends&sleeves,internal d      | 9 934                          | 241 781                       | 277 451                    | 3 124 343                     |
| 7307229000 | Oth pipe,stainless steel threaded ellbow,bends&sleeves,internal d      | 139 513                        | 1 645 260                     | 1 345 384                  | 12 263 921                    |
| 7307231000 | Oth pipe,stainless steel butt welding,fittings, internal diameter<15   | 269 433                        | 1 219 193                     | 189 592                    | 3 569 763                     |
| 7307239000 | Oth pipe,stainless steel butt welding,fittings, internal diameter>=1   | 1 040 988                      | 9 210 814                     | 5 023 173                  | 43 077 584                    |
| 7307291000 | Oth stainlss steel oth.than flanges,butt welding,threaded elbow,be     | 35 929                         | 289 743                       | 195 778                    | 2 674 047                     |
| 7307299000 | Oth stainlss steel oth.than flanges,butt welding,threaded elbow,be     | 448 131                        | 10 443 318                    | 4 590 091                  | 53 632 190                    |
| 7307911000 | Oth tube or pipe fittings flanges,internal diameter<15cm               | 420 016                        | 5 381 481                     | 764 955                    | 10 875 462                    |
| 7307919000 | Oth tube or pipe fittings flanges,internal diameter>=15cm              | 1 171 853                      | 14 454 924                    | 2 983 824                  | 48 104 537                    |
| 7307921000 | Oth tube/pipe fittings threaded elbows,bends&sleeves,internal di:      | 33 074                         | 226 205                       | 211 246                    | 1 380 485                     |
| 7307929000 | Oth tube/pipe fittings threaded elbows,bends&sleeves,internal di:      | 112 615                        | 1 252 591                     | 991 289                    | 9 180 574                     |
| 7307931000 | Oth tube/pipe fittings,butt weldingfittings,internal diameter<15cm     | 391 352                        | 23 245 972                    | 499 629                    | 6 713 177                     |
| 7307939000 | Oth tube/pipe fittings,butt weldingfittings,internal diameter>=15c     | 769 070                        | 28 643 093                    | 1 901 552                  | 33 341 408                    |
| 7307991000 | Oth tube/pipe fittings,not butt welding/flanges/elbows,internal di:    | 114 832                        | 6 536 441                     | 1 244 884                  | 12 905 697                    |
| 7307999000 | Oth tube/pipe fittings,not butt welding/flanges/elbows,internal di:    | 611 664                        | 8 389 990                     | 3 126 327                  | 48 235 881                    |
| 7308101000 | Bridges and bridge sect. w prefab'tedtype joined by shear connect      | 7 185                          | 2 381 329                     | 15 310                     | 3 411 457                     |
| 7308109000 | Other bridges and bridge sections                                      | 134 728                        | 7 775 960                     | 604 971                    | 14 774 324                    |
| 7308201100 | Towers with prefabricated modular typejoined by shear connector        | 0                              | 5 062                         | 0                          | 22 013                        |
| 7308201900 | Other towers   | 3 063 280                      | 33 471 507                    | 6 101 776                  | 112 341 434                   |
| 7308202100 | Lattice masts w prefabricated modular type joined by shear connec      | 3 227                          | 49 974                        | 26 375                     | 259 581                       |
| 7308202900 | Other lattice masts  | 572 044                        | 5 115 238                     | 879 516                    | 11 000 673                    |
| 7308300000 | Doors, windows and their frames & threshold for doors                  | 147 030                        | 1 951 952                     | 470 576                    | 8 553 687                     |
| 7308401000 | Equip. for scaffolding w prefabricatedmodlr type joined by shear c     | 2 492                          | 1 802 510                     | 7 988                      | 2 561 589                     |
| 7308409000 | Other equipment for scaffolding, shuttering, propping or pit propp     | 2 480 800                      | 15 679 231                    | 3 223 227                  | 25 906 548                    |
| 7308902000 | Other, prefabricated modular type joinedby shear connectors            | 1 225 418                      | 13 965 592                    | 1 488 659                  | 15 164 724                    |
| 7308904000 | Oth corrug.curved/bent galv'd plt f ass'bly.into undgrnd conduits&     | 108 107                        | 618 449                       | 87 680                     | 3 162 848                     |
| 7308905000 | Other structures & parts of structures,rail for ships                  | 0                              | 138 859                       | 0                          | 175 398                       |
| 7308906000 | Other structures & parts of structures,perforated cable trays          | 5 962                          | 687 607                       | 12 578                     | 2 371 712                     |
| 7308909200 | Other structures & parts of structures,guardrails                      | 20                             | 684 745                       | 234                        | 878 269                       |
| 7308909900 | Other structures & parts of structures,not guardrails                  | 8 332 557                      | 80 544 421                    | 18 279 550                 | 150 093 455                   |
| 7309001100 | Reservoir,tank,vat&similar,of iron/steel,cap.>300ltr,lined/heat-ins    | 461                            | 887 897                       | 9 000                      | 3 468 080                     |
| 7309001900 | Reservoir,tank,vat&similar,of iron/steel,cap.>300ltr,not lined/heat    | 43 958                         | 1 283 891                     | 371 750                    | 13 489 288                    |
| 7309009100 | Oth reservoi,tank,vat&similar,iron/steel,cap.>300ltr,lined/heat-ins    | 35 991                         | 306 697                       | 1 120 311                  | 3 258 778                     |
| 7309009900 | Oth reservoi,tank,vat&similar,iron/steel,cap.>300ltr,not lined/hea     | 1 600 704                      | 16 011 967                    | 8 477 394                  | 99 425 060                    |
| 7310101000 | Tank,cask,drum,can,boxe&similar,capacity>50L&<=300L,of tinplat         | 71 924                         | 557 574                       | 223 329                    | 2 204 507                     |
| 7310109010 | Tank,cask,drum,can,boxe&similar,cap.>50L&<=300L,not tinplate,s         | 96 111                         | 220 206                       | 162 448                    | 511 106                       |
| 7310109020 | Tank,cask,drum,can,boxe&similar,cap.>50L&<=300L,not tinplate,s         | 16 119                         | 481 055                       | 84 997                     | 1 355 103                     |
| 7310109090 | Tank,cask,drum,can,boxe&similar,cap.>50L&<=300L,not tinplate,n         | 526 134                        | 6 065 099                     | 1 139 958                  | 14 840 958                    |
| 7310211010 | Cans <1L,closed by soldering of iron/steel casting in the rough        | 24 873                         | 449 893                       | 89 735                     | 1 066 180                     |
| 7310211020 | Cans <1L,closed by soldering of iron/steel forging or stamping in      | 0                              | 3 850                         | 0                          | 13 666                        |
| 7310211090 | Oth.cans <1L,closed by soldering of iron/steel                         | 29 261                         | 565 833                       | 103 878                    | 2 155 228                     |
| 7310219100 | Oth.cans >1L & <50L,closed by solderingof iron/steel                   | 61 064                         | 410 148                       | 196 940                    | 1 436 882                     |

**I.3. IMPOR MENURUT KOMODITI / IMPORT BY HS COMMODITY**  
**\*\*\* NOVEMBER/NOVEMBER 2013 \*\*\***

| HS         | Uraian Komoditi<br>Commodity Description                               | Berat Bersih / Net Weight (Kg) |                               | Nilai / Value C.I.F (US\$) |                               |
|------------|--|--------------------------------|-------------------------------|----------------------------|-------------------------------|
|            |  | Bulan ini<br>Current Month     | Kumulatif<br>Cum.Jan. to date | Bulan ini<br>Current Month | Kumulatif<br>Cum.Jan. to date |
| 7310219910 | Cans >1L & <50L,closed by soldering ofiron/steel casting in the rou    | 0                              | 33 503                        | 0                          | 478 811                       |
| 7310219920 | Cans >1L & <50L,closed by soldering ofiron/steel forging or stampi     | 7 394                          | 28 186                        | 10 879                     | 87 280                        |
| 7310219990 | Oth.cans >1L & <50L,closed by solderingof iron/steel                   | 60 749                         | 603 121                       | 307 598                    | 2 435 623                     |
| 7310291010 | Cans <1L,not soldering of iron/steelcasting in the rough               | 0                              | 61 432                        | 0                          | 758 255                       |
| 7310291020 | Cans <1L,not soldering of iron/steel forging or stamping in            | 0                              | 4 072                         | 0                          | 25 228                        |
| 7310291090 | Oth.cans <1L,not soldering of iron/steel                               | 90 496                         | 1 042 028                     | 372 378                    | 3 768 945                     |
| 7310299100 | Oth.cans >1L & <50L,not soldering ofiron/steel                         | 203 345                        | 637 382                       | 1 127 521                  | 3 278 131                     |
| 7310299910 | Cans >1L & <50L,not soldering of iron/steel casting in the rough       | 522                            | 4 949                         | 13 974                     | 88 714                        |
| 7310299920 | Cans >1L & <50L,not soldering of iron/steel forging or stamping in     | 11 852                         | 89 865                        | 65 735                     | 446 060                       |
| 7310299990 | Oth.cans >1L & <50L,not soldering ofiron/steel                         | 23 115                         | 304 122                       | 130 340                    | 2 499 873                     |
| 7311002100 | Cont'ners for compressed/liquefied gasseamless stl cylinders, capa     | 19 699                         | 353 794                       | 40 380                     | 819 036                       |
| 7311002200 | Cont'ners for compressed/liquefied gas,seamless stl cylinders,cap.     | 591 002                        | 5 805 432                     | 804 131                    | 8 673 938                     |
| 7311002900 | Cont'ners for compressed/liquefied gasseamless stl cylinders,capa      | 233 252                        | 3 497 771                     | 452 145                    | 16 245 383                    |
| 7311009390 | Other containers of iron or steel withcapacity>7,3L&<30L               | 521                            | 521                           | 26 524                     | 26 524                        |
| 7311009400 | Other containers of iron or steelcapacity>=30L<110L                    | 22 250                         | 147 164                       | 41 254                     | 238 340                       |
| 7311009900 | Other containers of iron or steelcapacity>=110L                        | 97 912                         | 3 811 014                     | 486 556                    | 11 248 366                    |
| 7312101000 | Standed wr,ropes & cables for lockedcoil,flatt'ed strands&non rott     | 212 107                        | 1 177 950                     | 657 594                    | 3 363 312                     |
| 7312102000 | Stranded wire,rope&cables by plated /coatd wth brass.& of a nom        | 1 090 752                      | 11 291 625                    | 2 360 276                  | 24 613 237                    |
| 7312109110 | Other stranded wire, rope and cablesprestresed concrete strand w       | 1 046 054                      | 4 514 102                     | 878 795                    | 4 529 657                     |
| 7312109190 | Other stranded wire, rope and cablesnot prestresed concrete strar      | 4 281                          | 662 374                       | 31 960                     | 2 498 977                     |
| 7312109900 | Stranded wire, rope and cables withstranded wire of diameter of>       | 674 806                        | 6 893 001                     | 1 844 421                  | 24 073 109                    |
| 7312900000 | Oth stranded wire, rope and cables,plaitd bnds,slings&of ir/stl not    | 284 861                        | 5 518 316                     | 959 531                    | 14 529 920                    |
| 7313000000 | Barbed wr of iron/steel; twisted hoop &of a kind used f fencing of     | 201 806                        | 1 842 008                     | 653 991                    | 5 159 795                     |
| 7314120000 | Woven cloth with endless bands formachinery, of stainless steel        | 2 447                          | 204 752                       | 52 638                     | 1 351 914                     |
| 7314140000 | Woven cloth, of stainless steel  | 31 740                         | 612 930                       | 406 254                    | 4 721 187                     |
| 7314191000 | Endless bands for machinery oth thn ofstainless steel                  | 0                              | 94 748                        | 0                          | 159 703                       |
| 7314199000 | Other woven cloth, not stainless steel                                 | 27 978                         | 849 004                       | 143 533                    | 1 766 498                     |
| 7314200000 | Grill&fencing,welded at the intersect ofwr wth a max.sect.d>3mm        | 108 437                        | 2 223 977                     | 154 556                    | 2 821 244                     |
| 7314310000 | Other grill, netting & fencing,welded atthe intersect.by pltd/coatd    | 1 313 543                      | 14 261 205                    | 884 226                    | 13 650 494                    |
| 7314390000 | Oth grill, netting and fencing,welded atthe intersection               | 438 718                        | 6 715 211                     | 391 659                    | 5 122 315                     |
| 7314410000 | Oth cloth, grill, netting and fencing byplated or coated with zinc     | 230 808                        | 1 984 399                     | 136 074                    | 1 500 364                     |
| 7314420000 | Oth cloth, grill, netting and fencing bycoated with plastics           | 0                              | 20 348                        | 0                          | 13 351                        |
| 7314490000 | Oth cloth, grill, netting and fencing                                  | 93 869                         | 1 915 234                     | 94 682                     | 2 190 818                     |
| 7314500000 | Expanded metal   | 48 685                         | 1 884 699                     | 45 207                     | 1 286 705                     |
| 7315111000 | Roller chain for bicycles of mild steel                                | 1 171 321                      | 12 293 319                    | 2 254 540                  | 24 172 165                    |
| 7315119100 | Oth mild steel for roller chain,transmispitch lengt>=6mm&<32mr         | 38 713                         | 403 811                       | 373 296                    | 3 481 633                     |
| 7315119900 | Oth mild steel for roller chain,transmispitch lengt>32mm               | 382 441                        | 3 671 724                     | 1 242 332                  | 14 272 896                    |
| 7315121000 | Other roller chain of mild steelbicycle or motorcycle chain            | 220 546                        | 3 611 575                     | 1 076 256                  | 8 279 685                     |
| 7315129000 | Other roller chain of mild steelnot bicycle or motorcycle chain        | 422 020                        | 9 261 368                     | 1 272 687                  | 19 600 540                    |
| 7315191000 | Roller chain part for bicycles ofmotorcycle chain                      | 13 274                         | 144 974                       | 147 505                    | 1 287 971                     |
| 7315199000 | Roller chain part not for bicycles ofmotorcycle chain                  | 82 934                         | 1 006 170                     | 775 152                    | 6 113 249                     |
| 7315200000 | Skid chain of mild steel   | 92 064                         | 978 287                       | 122 633                    | 2 449 616                     |
| 7315810000 | Stud-link of mild steel  | 325 371                        | 5 760 048                     | 400 338                    | 10 380 470                    |
| 7315820000 | Other, welded link of mild steel                                       | 166 211                        | 2 616 101                     | 196 080                    | 3 278 771                     |
| 7315891000 | Other chain for bicycles of mild steel                                 | 229 462                        | 2 224 342                     | 1 546 507                  | 14 922 393                    |
| 7315899000 | Other chain of mild steel not formotorcylcles and bicycles             | 357 318                        | 2 727 384                     | 571 450                    | 7 472 699                     |
| 7315902000 | Other parts of chain for motorcycles andbicycles                       | 299 057                        | 1 420 613                     | 588 652                    | 2 321 185                     |
| 7315909000 | Other parts of chain not for motorcycleand bicycles                    | 92 506                         | 1 935 333                     | 624 112                    | 8 362 240                     |
| 7316000000 | Anchors, grapnels and parts thereof, ofiron or steel                   | 689 416                        | 7 648 447                     | 1 270 360                  | 18 051 013                    |
| 7317001000 | Wire nails   | 690 962                        | 8 219 097                     | 300 856                    | 4 637 349                     |
| 7317002000 | Staples  | 520 949                        | 4 276 324                     | 357 974                    | 3 089 437                     |
| 7317009010 | Dog spikes for rail sleepers,carding -tacks&similar articles,of iron o | 61                             | 474 646                       | 957                        | 693 894                       |
| 7317009090 | connector & anti-splitting,connector andHob nails for footwear, ri     | 2 199 071                      | 24 383 089                    | 973 702                    | 10 757 783                    |
| 7318110000 | Threaded articles for coach screws                                     | 174 951                        | 833 052                       | 263 139                    | 2 309 761                     |
| 7318120000 | Other wood screws with an externaldiameter not exceeding 16 mr         | 115 860                        | 1 556 703                     | 207 879                    | 2 135 413                     |
| 7318130000 | Screw hooks and screw rings with anexternal dmtr not exceeding 1       | 148 658                        | 1 476 772                     | 1 105 883                  | 9 376 354                     |
| 7318140000 | Self tapping screw with an externaldiameter not exceeding 16 mm        | 502 136                        | 3 592 974                     | 892 882                    | 8 516 653                     |
| 7318150000 | Screw metal with/without nuts/washerswith an external diameter         | 3 758 927                      | 48 431 116                    | 22 092 472                 | 270 138 888                   |
| 7318160000 | Nuts with an external diameter notexceeding 16 mm                      | 1 574 467                      | 17 144 542                    | 8 514 591                  | 89 400 451                    |
| 7318190000 | Other threaded articles of an externaldiameter not exceeding 16 n      | 465 632                        | 6 960 047                     | 2 559 337                  | 34 328 279                    |
| 7318210000 | Non threaded artic. for spring washers &oth lock washers w an ext      | 91 408                         | 1 067 508                     | 1 017 159                  | 10 563 872                    |
| 7318220000 | Other washers with an external diameternot exceeding 16 mm             | 344 240                        | 4 774 877                     | 5 165 663                  | 68 245 550                    |
| 7318230000 | Rivet with an external diameter notexceeding 16 mm                     | 53 530                         | 699 644                       | 432 229                    | 6 028 849                     |
| 7318240000 | Cotters& cotters pins with an externaldiameter not exceeding 16 r      | 224 798                        | 2 793 049                     | 2 252 679                  | 24 485 565                    |
| 7318290000 | Oth non threaded articles wth anexternal diameter <= 16 mm             | 894 620                        | 12 472 583                    | 7 646 783                  | 93 828 273                    |
| 7319400000 | Safety pins  | 154 576                        | 2 161 953                     | 2 767 688                  | 32 694 215                    |
| 7319901000 | Sewing, darning, ambroldary needles                                    | 22 240                         | 82 143                        | 19 601                     | 227 245                       |
| 7319909000 | Other needles, not for sewing  | 52 044                         | 569 239                       | 305 810                    | 3 227 701                     |
| 7320101100 | Leaf springs & leaves for motor vehicles,>10 persons,gross weight.     | 59 091                         | 1 334 001                     | 402 002                    | 4 399 687                     |
| 7320101900 | Leaf springs & leaves for motor vehicles,gross weight>24T              | 6 398                          | 627 308                       | 19 164                     | 1 764 920                     |
| 7320109000 | Other leaf springs and leaves  | 72 448                         | 1 350 444                     | 783 303                    | 10 590 383                    |

**I.3. IMPOR MENURUT KOMODITI / IMPORT BY HS COMMODITY**  
**\*\*\* NOVEMBER/NOVEMBER 2013 \*\*\***

| HS         | Uraian Komoditi<br>Commodity Description                            | Berat Bersih / Net Weight (Kg) |                               | Nilai / Value C.I.F (US\$) |                               |
|------------|---|--------------------------------|-------------------------------|----------------------------|-------------------------------|
|            |   | Bulan ini<br>Current Month     | Kumulatif<br>Cum.Jan. to date | Bulan ini<br>Current Month | Kumulatif<br>Cum.Jan. to date |
| 7320201000 | Helical springs for motor vehicles                                  | 256 618                        | 2 738 440                     | 2 296 096                  | 24 975 193                    |
| 7320209000 | Other Helical springs for motor vehicles                            | 287 844                        | 2 193 339                     | 1 599 486                  | 19 341 668                    |
| 7320901000 | Other springs and leaves for motorvehicles                          | 121 488                        | 1 607 186                     | 1 252 834                  | 16 920 454                    |
| 7320909000 | Other springs and leaves  | 80 847                         | 1 802 841                     | 711 402                    | 11 714 212                    |
| 7321110000 | Cooking appliances and plate warmers Forgas fuel or for both gas ;  | 191 321                        | 1 803 717                     | 876 655                    | 8 349 551                     |
| 7321120000 | Cooking appliances and plate warmers with liquid fuel               | 2 183                          | 35 139                        | 3 849                      | 99 968                        |
| 7321190000 | Other Cooking appliances & plate warmersincluding appliances for    | 25                             | 147 928                       | 14                         | 521 298                       |
| 7321810000 | Other appliances with gas fuel or forboth gas and other fuels       | 44 445                         | 629 213                       | 225 462                    | 1 810 585                     |
| 7321820000 | Other appliances with liquid fuel                                   | 0                              | 2 594                         | 0                          | 10 323                        |
| 7321890000 | Other appliances with solid fuel                                    | 26 926                         | 386 194                       | 495 850                    | 1 635 287                     |
| 7321901000 | Oth cooking appliances & plate warmersof burner for kerosene stc    | 876                            | 36 065                        | 5 329                      | 73 984                        |
| 7321902000 | Other Cooking appliances and platewarmers                           | 428 256                        | 2 946 994                     | 2 533 225                  | 15 583 382                    |
| 7321909000 | Other Cooking appliances and platewarmers                           | 561 675                        | 8 314 524                     | 844 803                    | 13 915 527                    |
| 7322110000 | Radiators and parts of cast iron                                    | 3 111                          | 31 104                        | 16 337                     | 224 594                       |
| 7322190000 | Other parts of radiators  | 53 601                         | 454 967                       | 866 170                    | 5 652 737                     |
| 7322900000 | Other radiators for central heating                                 | 30 513                         | 493 864                       | 176 177                    | 4 401 776                     |
| 7323100000 | Iron/steel wool; pot scourers&scouringor polishing pads, gloves ar  | 129 367                        | 1 177 221                     | 227 790                    | 2 130 218                     |
| 7323911000 | Kitchenware of cast iron, not enamelled                             | 120 488                        | 1 156 222                     | 273 253                    | 2 899 020                     |
| 7323912000 | Household articles of cast iron notenamelled                        | 108                            | 1 560                         | 889                        | 3 558                         |
| 7323919000 | Household articles of cast iron notenamelled                        | 40 003                         | 590 591                       | 167 808                    | 989 275                       |
| 7323920000 | Household articles of cast iron,enamelled                           | 9 728                          | 298 217                       | 16 009                     | 368 964                       |
| 7323931000 | Kitchenware of stainless steel                                      | 870 831                        | 8 329 555                     | 1 655 833                  | 17 557 713                    |
| 7323932000 | Other household articles of stainlesssteel                          | 0                              | 15 944                        | 0                          | 14 783                        |
| 7323939000 | Other household articles of stainlesssteel                          | 909 432                        | 9 762 273                     | 1 215 894                  | 13 989 640                    |
| 7323940000 | Household of iron(oth. than cast iron)or steel, enamelled           | 156 645                        | 3 172 689                     | 116 416                    | 3 463 859                     |
| 7323991000 | Other kitchenware   | 231 996                        | 1 548 388                     | 345 538                    | 3 089 805                     |
| 7323992000 | Ashtrays  | 0                              | 4 588                         | 0                          | 7 887                         |
| 7323999000 | Other household articles of ironor steel                            | 188 401                        | 2 927 505                     | 473 879                    | 5 828 205                     |
| 7324101000 | Kitchen sinks of stainless steel                                    | 200 481                        | 2 256 023                     | 468 188                    | 5 879 552                     |
| 7324109000 | Sinks and wash basins, of stainlesssteel, oth than kitchen sink     | 38 781                         | 716 607                       | 74 640                     | 1 866 507                     |
| 7324211000 | Bath of cast iron, whether ornot enamelled                          | 25 269                         | 217 488                       | 112 861                    | 1 033 700                     |
| 7324219000 | Of cast iron, whether or not enamelled,not long bathtubs            | 1 264                          | 23 144                        | 5 584                      | 87 072                        |
| 7324290000 | Oth sanitary  | 17 162                         | 290 672                       | 40 600                     | 1 178 951                     |
| 7324901000 | Sanitary ware for flushing water closets or urinals (fixed type)    | 6 318                          | 33 994                        | 5 245                      | 120 170                       |
| 7324903000 | Sanitary ware of bedpans,urinals ( portable type ) and chamber po   | 16 294                         | 18 162                        | 38 947                     | 55 049                        |
| 7324909100 | Part of kitchen sinks or bathtubs                                   | 9 727                          | 122 353                       | 22 825                     | 325 619                       |
| 7324909300 | Part of flushing water closeta or urinals (fixed type)              | 23                             | 18 310                        | 878                        | 127 113                       |
| 7324909900 | Oth sanitary ware and parts   | 272 104                        | 2 359 894                     | 465 206                    | 4 689 637                     |
| 7325102000 | Manhole covers, gratings and frames therefor                        | 29 152                         | 542 723                       | 73 800                     | 1 626 399                     |
| 7325109010 | Spouts and cups for latex collection                                | 0                              | 3 792                         | 0                          | 16 280                        |
| 7325109090 | Spouts and cups for not latex collection                            | 118 326                        | 485 470                       | 127 812                    | 1 148 193                     |
| 7325910000 | Grinding balls and similar articles formills                        | 833 042                        | 25 873 733                    | 1 153 870                  | 33 718 805                    |
| 7325992000 | Manhole covers, gratings and frames therefor                        | 60 453                         | 281 343                       | 135 275                    | 805 700                       |
| 7325999000 | Oth than cast articles of iron or steel                             | 212 590                        | 1 752 236                     | 509 872                    | 7 045 841                     |
| 7326110000 | Grinding balls and similar articles formills                        | 1 986 044                      | 29 030 304                    | 2 714 760                  | 35 460 805                    |
| 7326190000 | Other articles or iron or steel but notforged or stamped            | 699 019                        | 6 150 477                     | 3 011 357                  | 33 437 884                    |
| 7326205000 | Poultry cages and the like articles ofiron or steel wire            | 490 433                        | 4 288 130                     | 745 976                    | 6 557 863                     |
| 7326209000 | Poultry cages and the like oth thanarticles of iron or steel wire   | 384 743                        | 5 108 762                     | 996 977                    | 11 382 797                    |
| 7326901000 | Ships' rudders not forged or stamped                                | 81 653                         | 772 488                       | 307 814                    | 2 654 269                     |
| 7326903000 | Stainless stl shield&clamp assembly wthrub.sl for hubless cast iro  | 110 415                        | 1 512 863                     | 963 137                    | 12 524 088                    |
| 7326906000 | Bunsen burners  | 34 258                         | 431 374                       | 118 476                    | 2 076 367                     |
| 7326907000 | Stainless steel shield, clamp assemblyhorses shoes, riding boot spu | 2 594                          | 109 488                       | 6 805                      | 381 255                       |
| 7326909100 | Cigarette cases and boxes   | 87                             | 63 302                        | 11 239                     | 695 226                       |
| 7326909910 | Spouts and cups for latex collection                                | 71                             | 9 209                         | 18 366                     | 332 628                       |
| 7326909920 | Rat traps but not forged or stamped                                 | 977                            | 13 996                        | 8 668                      | 41 618                        |
| 7326909990 | Other articles not forged or steamed                                | 4 309 316                      | 51 297 600                    | 24 620 400                 | 311 629 782                   |
| 7401000000 | Copper mattes, cement copper(precipitated copper)                   | 0                              | 61 880                        | 0                          | 85 478                        |
| 7402000000 | Unrefined copper, copper anodes forelectrolytic refining.           | 600                            | 54 918                        | 5 632                      | 616 206                       |
| 7403110000 | Refined copper for cathodes and sections of cathodes                | 8 439 964                      | 82 020 391                    | 61 346 540                 | 618 199 739                   |
| 7403120000 | Refined copper for wire-bars  | 13 535                         | 636 262                       | 230 367                    | 974 734                       |
| 7403130000 | Refined cooper for billets  | 0                              | 10 052 401                    | 0                          | 5 718 944                     |
| 7403190000 | Other refined copper  | 156 325                        | 627 190                       | 695 780                    | 5 527 897                     |
| 7403210000 | Copper alloys for copper-zinc basealloys (brass)                    | 260 526                        | 3 363 383                     | 1 648 190                  | 21 417 554                    |
| 7403220000 | Copper alloys for copper-tin base alloys(bronze)                    | 46 146                         | 1 350 531                     | 370 450                    | 8 620 726                     |
| 7403290000 | Copper alloys for oth copper alloys(oth than master alloys of head  | 26 674                         | 259 381                       | 1 199 590                  | 12 576 701                    |
| 7404000000 | Copper waste and scrap  | 774 133                        | 11 174 137                    | 5 138 068                  | 77 712 789                    |
| 7405000000 | Master alloys of copper   | 4 652                          | 96 430                        | 61 377                     | 960 535                       |
| 7406100000 | Powders of non-lamellar structure                                   | 28 754                         | 295 448                       | 326 648                    | 3 407 922                     |
| 7406200000 | Powders of lamellar structure flakes                                | 46 799                         | 506 509                       | 626 361                    | 6 645 678                     |
| 7407103000 | Profiles of refined copper  | 12 858                         | 82 304                        | 77 536                     | 593 640                       |
| 7407104000 | Bar androdss of refined copper                                      | 379 724                        | 3 556 828                     | 2 811 257                  | 27 334 213                    |



**I.3. IMPOR MENURUT KOMODITI / IMPORT BY HS COMMODITY**  
**\*\*\* NOVEMBER/NOVEMBER 2013 \*\*\***

| HS         | Uraian Komoditi<br>Commodity Description  | Berat Bersih / Net Weight (Kg) |                               | Nilai / Value C.I.F (US\$) |                               |
|------------|---|--------------------------------|-------------------------------|----------------------------|-------------------------------|
|            |   | Bulan ini<br>Current Month     | Kumulatif<br>Cum.Jan. to date | Bulan ini<br>Current Month | Kumulatif<br>Cum.Jan. to date |
| 7407210000 | Of copper-zinc base alloys (brass)  | 239 311                        | 2 282 168                     | 1 357 502                  | 14 014 547                    |
| 7407290000 | Other of copper alloys  | 56 660                         | 1 046 058                     | 218 118                    | 4 171 613                     |
| 7408111000 | Of which the maximum cross sectionaldimension does not exceed 1                 | 94 524                         | 1 144 905                     | 622 101                    | 8 952 071                     |
| 7408119000 | Copper wire of which does exceed 14 mm  | 71 194                         | 885 427                       | 138 327                    | 2 478 386                     |
| 7408190000 | Other wire of refined copper  | 521 407                        | 9 532 788                     | 3 121 690                  | 54 133 501                    |
| 7408210000 | Of copper-zinc base alloys (brass)  | 118 513                        | 1 188 267                     | 1 020 384                  | 10 821 243                    |
| 7408220000 | Of copper-nickel base (cupro-nickel)or copper-nickel-zinc base/nickel           | 20 066                         | 119 905                       | 23 002                     | 1 623 092                     |
| 7408290000 | Other copper alloys for copper wire   | 69 745                         | 945 646                       | 464 159                    | 6 670 097                     |
| 7409110000 | Copper plates, sheets and strips,of refined copper in coils                     | 119 370                        | 1 298 510                     | 1 123 826                  | 11 609 073                    |
| 7409190000 | Copper plates, sheets and strips,of refined copper, not in coils                | 628 499                        | 6 482 856                     | 1 689 067                  | 16 992 784                    |
| 7409210000 | Copper plates, sheets,strips, of copperzinc base alloys (brass), in coils       | 581 534                        | 5 555 828                     | 4 185 421                  | 46 309 248                    |
| 7409290000 | Copper plates, sheets,strips, of copperzinc base alloys (brass), not in coils   | 141 573                        | 2 553 175                     | 870 839                    | 13 882 821                    |
| 7409310000 | Copper plates, sheets,strips, of coppernickel base alloys (brass), in coils     | 133 915                        | 1 214 181                     | 1 153 721                  | 15 197 422                    |
| 7409390000 | Copper plates, sheets,strips, of coppernickel base alloys (brass), not in coils | 66 792                         | 641 033                       | 257 718                    | 2 043 547                     |
| 7409400000 | Copper-nickel base alloy (cupro-nickel), copper-nickel-zinc base alloy          | 119 491                        | 687 069                       | 1 082 828                  | 6 325 707                     |
| 7409900000 | Other copper alloys, unrefined  | 11 659                         | 84 963                        | 144 247                    | 1 029 139                     |
| 7410110000 | Copper foil, refined, thickness < 0.15mm , not backed                           | 62 626                         | 1 156 531                     | 548 762                    | 10 512 840                    |
| 7410120000 | Copper alloys, refined, thickness < 0.15 mm, not backed                         | 46 908                         | 757 372                       | 446 418                    | 7 138 633                     |
| 7410210010 | Copper foil reinforced sheets/plates ofpolyamide, of refined copper             | 651                            | 18 436                        | 43 296                     | 121 008                       |
| 7410210020 | Copper foil reinforced sheets/plates ofpolyamide, Copper clad laminate          | 367 481                        | 4 499 440                     | 2 103 940                  | 27 606 197                    |
| 7410210090 | Reinforced sheets/plates of polyamide,copper clad laminate not finished         | 20 003                         | 87 485                        | 159 673                    | 728 591                       |
| 7410220000 | Reinforced sheets/plates of polyamide, of copper alloys, unrefined              | 36 962                         | 45 047                        | 14 998                     | 166 102                       |
| 7411100000 | Copper tubes & pipes of refined copper  | 558 598                        | 5 881 546                     | 4 169 867                  | 49 780 033                    |
| 7411210000 | Copper tubes & pipes of copper alloywith copper-zinc base alloys                | 119 116                        | 1 580 142                     | 910 865                    | 11 871 338                    |
| 7411220000 | Copper tubes & pipes of copper alloywith cupro-nickel or nickel sil             | 3 468                          | 48 189                        | 14 230                     | 612 022                       |
| 7411290000 | Other copper tubes and pipes  | 785 070                        | 3 519 480                     | 2 190 557                  | 19 234 053                    |
| 7412100000 | Copper tube or pipe fittings ofrefined copper                                   | 12 834                         | 178 628                       | 47 969                     | 882 363                       |
| 7412201000 | Copper tube or pipe fittings ofcopper-zinc base alloys (brass)                  | 30 031                         | 655 002                       | 347 185                    | 5 921 063                     |
| 7412209000 | Copper alloys, not brass, refined   | 34 264                         | 635 000                       | 308 105                    | 3 836 578                     |
| 7413001000 | Stranded wire,cable&etc, not electricalinsul. a diameter not exceeding 28 m     | 62 847                         | 530 628                       | 460 578                    | 3 875 968                     |
| 7413009000 | Stranded wire,cable&etc, not electricalinsul. a diameter > 28 m                 | 70 172                         | 827 292                       | 358 204                    | 7 025 899                     |
| 7415101000 | Nails & tacks, drwing pins,staples ofcopper iron or steel with head             | 7 159                          | 355 728                       | 9 033                      | 577 035                       |
| 7415102000 | Staples and similar articles of copper  | 26                             | 14 964                        | 157                        | 56 867                        |
| 7415109000 | Tacks, drawing pins, staples &similar articles                                  | 15 269                         | 172 945                       | 51 553                     | 1 494 661                     |
| 7415210000 | Washers (including spring washers)but not threaded                              | 19 917                         | 393 320                       | 125 779                    | 2 903 237                     |
| 7415290000 | Other articles of copper, not threaded  | 7 103                          | 71 178                        | 123 101                    | 929 036                       |
| 7415331000 | Screws  | 55 388                         | 1 258 951                     | 216 425                    | 5 061 910                     |
| 7415332000 | Bolts and nuts  | 58 134                         | 2 240 772                     | 191 203                    | 10 231 195                    |
| 7415390000 | Other threaded articles   | 5 966                          | 165 863                       | 98 586                     | 2 525 918                     |
| 7418101000 | Pot scourers and scouring or polishingpads, gloves and the like                 | 653                            | 23 515                        | 860                        | 19 595                        |
| 7418103000 | Cooking/heating apparatus of kind usedfor household purposes,not electrical     | 138                            | 16 327                        | 551                        | 182 304                       |
| 7418109000 | Other household articles and parts thereof of coppers                           | 21 461                         | 45 257                        | 6 683                      | 167 414                       |
| 7418200000 | Sanitary ware and parts thereof   | 24 929                         | 286 133                       | 232 810                    | 2 779 051                     |
| 7419100000 | Chain and parts thereof of copper   | 866                            | 126 931                       | 8 820                      | 528 520                       |
| 7419910010 | Fittings for fire hoses, of copper  | 17 836                         | 101 295                       | 54 347                     | 421 405                       |
| 7419910020 | Reservoirs, tanks, vats and similarcontainers not fitted of copper              | 1 059                          | 23 103                        | 9 177                      | 357 421                       |
| 7419910030 | Electroplating anodes,machine beltfastener, fittings for ships/other            | 1 243                          | 260 236                       | 1 370                      | 2 038 685                     |
| 7419910090 | Other table, kitchen,cast, moulded, stamped / forged but not further            | 43 726                         | 528 297                       | 1 045 234                  | 15 176 672                    |
| 7419931000 | Colth grill and netting of copper wirefor machinery                             | 16 535                         | 78 721                        | 54 854                     | 910 668                       |
| 7419939000 | Grill and netting of copper wire clothuitable for making mosquito               | 9 021                          | 37 715                        | 6 278                      | 189 885                       |
| 7419940000 | Other grill and netting of copperwire springs                                   | 43 120                         | 195 911                       | 115 356                    | 944 570                       |
| 7419950000 | Other grill and netting of copper wirecigarette cases or boxes and              | 0                              | 17 124                        | 0                          | 113 882                       |
| 7419960000 | Cooking/heating apparatus, oth than of a kind used for domestic p               | 1 053                          | 6 659                         | 4 186                      | 28 811                        |
| 7419970000 | Articles specially designed foruse during religious rites                       | 0                              | 31 240                        | 0                          | 26 174                        |
| 7419990100 | Electroplating anodes,machine beltfastener,fitting for ships,for fire           | 68 279                         | 343 513                       | 313 506                    | 1 980 812                     |
| 7419990200 | Similar containers not fitted with mech./thermal equip. of a cap. of <          | 1 258                          | 17 905                        | 3 648                      | 117 696                       |
| 7419990900 | Other articles of non copper  | 43 812                         | 741 852                       | 304 261                    | 5 848 921                     |
| 7501100000 | Nickel mattes   | 0                              | 39                            | 0                          | 158                           |
| 7501200000 | Nickel oxide sinters&oth intermediateproducts of nickel metallurg               | 0                              | 265                           | 0                          | 4 325                         |
| 7502100000 | Unwrought nickel, not alloyed   | 34 179                         | 569 333                       | 457 314                    | 7 754 192                     |
| 7502200000 | Unwrought nickel alloys   | 72                             | 31 602                        | 8 066                      | 261 151                       |
| 7503000000 | Nickel waste and scrap  | 0                              | 7 590                         | 0                          | 111 171                       |
| 7504000000 | Nickel powders and flakes   | 2 006                          | 60 166                        | 48 740                     | 997 616                       |
| 7505110000 | Bars, rods and profiles of nickel,not alloyed                                   | 2 408                          | 30 146                        | 51 892                     | 515 844                       |
| 7505120000 | Bars, rods & profiles of nickel alloys  | 7 382                          | 134 804                       | 136 118                    | 2 139 984                     |
| 7505210000 | Wire of nickel, not alloyed   | 19                             | 53 208                        | 1 723                      | 1 337 550                     |
| 7505220000 | Wire of nickel alloys   | 157 627                        | 920 318                       | 6 015 331                  | 25 549 410                    |
| 7506100000 | Nickel plates, sheets, strip&foil ofnickel, not alloyed                         | 12 597                         | 174 472                       | 140 903                    | 2 866 190                     |
| 7506200000 | Nickel plates, sheets, strip and foil ofnickel alloys                           | 23 335                         | 398 045                       | 570 596                    | 7 282 458                     |
| 7507110000 | Tubes and pipes of nickel, not alloyed  | 0                              | 6 719                         | 0                          | 200 412                       |
| 7507120000 | Tubes and pipes of nickel alloys  | 2 470                          | 113 193                       | 94 727                     | 2 045 260                     |

**I.3. IMPOR MENURUT KOMODITI / IMPORT BY HS COMMODITY**  
**\*\*\* NOVEMBER/NOVEMBER 2013 \*\*\***

| HS         | Uraian Komoditi<br>Commodity Description                             | Berat Bersih / Net Weight (Kg) |                               | Nilai / Value C.I.F (US\$) |                               |
|------------|--|--------------------------------|-------------------------------|----------------------------|-------------------------------|
|            |  | Bulan ini<br>Current Month     | Kumulatif<br>Cum.Jan. to date | Bulan ini<br>Current Month | Kumulatif<br>Cum.Jan. to date |
| 7507200000 | Tube or pipe fittings  | 70 941                         | 103 567                       | 204 600                    | 1 940 689                     |
| 7508100000 | Cloth, grill and netting, of nickel wire                             | 22 037                         | 41 007                        | 738 155                    | 1 350 575                     |
| 7508903000 | Bolts and nuts of non nickel   | 2 702                          | 74 207                        | 15 032                     | 323 484                       |
| 7508904000 | Other articles suitable for use inbuilding of non nickel             | 133                            | 14 743                        | 5 394                      | 36 849                        |
| 7508905000 | Electroplating anodes,wrought orun-wrought, including those proc     | 609                            | 84 469                        | 32 936                     | 3 049 580                     |
| 7508909010 | Screens for printing machines  | 36 798                         | 373 493                       | 325 758                    | 3 808 400                     |
| 7508909090 | Other articles of nickel   | 763                            | 49 323                        | 177 858                    | 854 448                       |
| 7601100000 | Unwrought aluminium, not alloyed                                     | 13 030 307                     | 201 757 262                   | 26 837 053                 | 437 757 893                   |
| 7601200000 | Unwrought aluminium alloys   | 12 641 529                     | 159 096 195                   | 28 515 614                 | 367 874 771                   |
| 7602000000 | Aluminium waste and scrap  | 3 676 995                      | 40 889 098                    | 6 010 172                  | 68 593 723                    |
| 7603100000 | Aluminium powders of non lamellarstructure                           | 208 047                        | 1 587 760                     | 531 397                    | 4 490 388                     |
| 7603200010 | Aluminium flakes of lamellar structure                               | 2 053                          | 23 806                        | 14 725                     | 89 698                        |
| 7603200020 | Aluminium powders of lamellar structure                              | 18 613                         | 392 418                       | 77 356                     | 2 408 624                     |
| 7604101000 | Aluminium bars and rods not alloyed                                  | 358 463                        | 1 599 635                     | 692 740                    | 8 408 546                     |
| 7604109010 | Profiles suitable for use as heat sinkwith cross-sect.dimention <17, | 1 633                          | 36 239                        | 46 132                     | 728 106                       |
| 7604109090 | Oth Aluminium profiles suitable for useas heat sink                  | 404 038                        | 2 679 318                     | 825 661                    | 9 378 062                     |
| 7604211000 | Perforated tube profile for evaporatorcoils of mtr vehicle ac mach   | 2 147                          | 34 835                        | 19 934                     | 407 629                       |
| 7604219000 | Oth hollow profiles of aluminium alloys                              | 368 906                        | 3 693 506                     | 1 524 940                  | 14 503 140                    |
| 7604291000 | Extruded bars and rods not surfacetreated                            | 31 675                         | 433 269                       | 145 141                    | 1 834 553                     |
| 7604293000 | Y-shaped profiles for zip fasteners, incoils of non aluminium alloys | 1 459                          | 23 547                        | 7 270                      | 351 846                       |
| 7604299000 | Other extruded bars, rods and profilesof non aluminium alloys        | 372 624                        | 3 475 710                     | 3 820 848                  | 30 368 538                    |
| 7605110000 | Alum. wire of not alloyed which the max.cross-sect'l dim.exceeds :   | 7 020                          | 290 904                       | 25 385                     | 1 092 432                     |
| 7605191000 | Aluminium wire of not alloyed witha diameter < 0.0508 mm             | 2 203                          | 27 207                        | 9 715                      | 120 848                       |
| 7605199000 | Other aluminium wire of non aluminiumnot alloyed                     | 83 238                         | 2 408 308                     | 404 977                    | 6 898 175                     |
| 7605210000 | Alum. wire of aluminium alloys which themax.cross-sect'l dimensic    | 25 000                         | 156 795                       | 82 250                     | 549 772                       |
| 7605290000 | Aluminium wire of non aluminium alloyswith a diameter not excee      | 76 763                         | 916 090                       | 251 678                    | 3 239 579                     |
| 7606111000 | Aluminium plates,sheets&strip of plain figured by rolling of thick   | 4 851 979                      | 25 523 436                    | 10 206 153                 | 61 783 020                    |
| 7606119000 | Oth aluminium plates,sheets&strip ofplain/figured by rolling of thi  | 1 483 064                      | 19 107 121                    | 5 228 915                  | 52 024 598                    |
| 7606121000 | Aluminium alloys can stock including endstock & tab stock in coils   | 17 998                         | 1 380 131                     | 676 120                    | 17 818 912                    |
| 7606122000 | Aluminium plates, not sensitised of kindused in the printing indust  | 44 911                         | 195 272                       | 114 524                    | 778 109                       |
| 7606123100 | Sheets of aluminium alloy 5082,5182,<1min with incoils               | 77 964                         | 1 419 878                     | 320 240                    | 6 225 789                     |
| 7606123910 | Sheets alum.litho grade sheet/coil alloyHA 1052 hardness temper      | 422 565                        | 6 447 456                     | 804 312                    | 14 123 603                    |
| 7606123990 | Other aluminium sheet/coil not exceeding1,000 mm in width            | 3 682 348                      | 41 115 949                    | 12 266 660                 | 136 188 847                   |
| 7606129000 | Oth plain/figured by roll./press. butnot surface treatedof non alum  | 1 284 518                      | 13 378 937                    | 4 652 561                  | 65 806 547                    |
| 7606910000 | Oth alum. not alloyed,plain/figured byrolling/pressing not surface   | 144 835                        | 2 455 498                     | 534 531                    | 8 134 293                     |
| 7606920000 | Oth aluminium alloyed,plain/figured byrolling/pressing not surface   | 577 792                        | 4 349 814                     | 1 094 250                  | 10 210 173                    |
| 7607110000 | Aluminium foil not backed, rolled butnot further worked              | 1 445 132                      | 14 642 068                    | 5 334 073                  | 54 834 553                    |
| 7607190000 | Oth.aluminium foil alloy not rolled butnot worked                    | 738 567                        | 5 892 228                     | 3 453 478                  | 37 276 386                    |
| 7607200000 | Aluminium foil backed  | 871 725                        | 6 611 235                     | 3 188 675                  | 28 168 394                    |
| 7608100000 | Aluminium tubes and pipes of aluminium,not alloyed                   | 107 868                        | 986 673                       | 787 644                    | 8 133 992                     |
| 7608200000 | Aluminium tubes and pipes of aluminiumalloys                         | 2 069 997                      | 4 408 332                     | 4 456 315                  | 13 780 266                    |
| 7609000000 | Aluminium tube or pipe fittings (forexample, coupling,elbows,slee    | 142 259                        | 1 573 712                     | 1 343 351                  | 15 788 398                    |
| 7610100000 | Alum. structures for doors, windows &their frames and thresholds     | 210 930                        | 2 035 608                     | 571 132                    | 7 645 093                     |
| 7610902000 | Other aluminium structures internal/external floatingroofs for sto   | 688                            | 27 972                        | 4 489                      | 262 895                       |
| 7610909000 | Oth alum. structures for bridges andbridge section,towers,lattice r  | 1 293 101                      | 14 743 819                    | 1 169 824                  | 23 841 607                    |
| 7611000000 | Aluminium reservoirs, tanks, vats andsimilar containers for any ma   | 78 245                         | 339 717                       | 800 825                    | 3 777 152                     |
| 7612100000 | Aluminium collapsible tubular containers                             | 23 278                         | 195 088                       | 173 726                    | 2 915 272                     |
| 7612901000 | Aluminium casks, drums, cans, boxes andseamless containers for f     | 0                              | 6 103                         | 0                          | 55 330                        |
| 7612909000 | Oth.aluminium casks,drums,cans, boxes &containers, for any mate      | 597 010                        | 6 884 094                     | 3 729 307                  | 37 976 581                    |
| 7613000000 | Aluminium containers for compressedor liquified gas                  | 6 073                          | 120 332                       | 116 101                    | 1 527 401                     |
| 7614101100 | With steel core cables of a diameternot < 25.3 mm                    | 715 585                        | 3 593 501                     | 1 562 818                  | 8 487 221                     |
| 7614101200 | With steel core cables of a diameter> 25.3 mm but < 28.28 mm         | 0                              | 24                            | 0                          | 1 078                         |
| 7614101900 | Other cable wth steel core   | 46 716                         | 353 667                       | 709 842                    | 5 207 665                     |
| 7614109000 | Other stranded wire with steel core                                  | 10 929                         | 372 220                       | 32 828                     | 1 477 950                     |
| 7614901100 | Cables without steel core of a diameter< 25.3 mm                     | 831                            | 1 655                         | 7 211                      | 19 823                        |
| 7614901200 | Cables without steel core of a diameter> 25.3 mm but < 28.28 mm      | 0                              | 4 581                         | 0                          | 643                           |
| 7614901900 | Other cable without steel core                                       | 2 818                          | 39 235                        | 41 694                     | 491 203                       |
| 7614909000 | Other stranded wire without steel core                               | 11 975                         | 279 984                       | 47 510                     | 757 403                       |
| 7615101000 | Pot scourers and scouring or polishingpads,/gloves and the like of   | 26 849                         | 228 992                       | 19 505                     | 524 756                       |
| 7615109000 | Oth table, kitchen/oth householdarticles & parts thereof of alumir   | 403 687                        | 4 046 888                     | 1 610 979                  | 16 210 054                    |
| 7615202000 | Bedpans, urinals ( portable type )and chamber pots                   | 29                             | 3 249                         | 269                        | 63 915                        |
| 7615209000 | Other sanitary ware and parts thereof ofaluminium                    | 25 583                         | 271 730                       | 79 991                     | 1 064 388                     |
| 7616101000 | Nails of aluminium   | 19 091                         | 165 760                       | 8 675                      | 353 749                       |
| 7616102000 | Staples and hooks of aluminium                                       | 36 884                         | 466 573                       | 247 698                    | 2 656 071                     |
| 7616109000 | Tacks, rivets,cotters,cotter pins and washers of aluminium           | 333 701                        | 2 049 523                     | 1 050 658                  | 13 929 418                    |
| 7616910000 | Other cloth, grill, netting and fencing, of aluminium wire           | 16 585                         | 521 895                       | 51 242                     | 620 254                       |
| 7616992000 | Ferrules for use in the manufacture of pencils                       | 29 720                         | 206 548                       | 119 840                    | 997 475                       |
| 7616993000 | Alum.slugs, round, of such dim. that the thick's>one tenth of the d  | 194 963                        | 1 944 402                     | 400 614                    | 4 302 097                     |
| 7616994000 | Bobbins, spools, reels and similarsupports for textile yarn          | 10 931                         | 311 149                       | 92 137                     | 1 028 020                     |
| 7616996000 | Latex spouts and latex cups  | 0                              | 3 113                         | 0                          | 7 410                         |
| 7616999110 | Venetian blinds  | 52                             | 10 754                        | 130                        | 111 688                       |

**I.3. IMPOR MENURUT KOMODITI / IMPORT BY HS COMMODITY**  
**\*\*\* NOVEMBER/NOVEMBER 2013 \*\*\***

| HS         | Uraian Komoditi<br>Commodity Description                              | Berat Bersih / Net Weight (Kg) |                               | Nilai / Value C.I.F (US\$) |                               |
|------------|---|--------------------------------|-------------------------------|----------------------------|-------------------------------|
|            |   | Bulan ini<br>Current Month     | Kumulatif<br>Cum.Jan. to date | Bulan ini<br>Current Month | Kumulatif<br>Cum.Jan. to date |
| 7616999190 | Other venetian blinds   | 27 594                         | 199 971                       | 102 653                    | 744 948                       |
| 7616999200 | Expanded metal  | 28 635                         | 37 868                        | 61 983                     | 238 615                       |
| 7616999900 | Other Expanded metal  | 284 752                        | 3 843 712                     | 2 042 894                  | 22 604 869                    |
| 7801100000 | Unwrought refined lead  | 2 792 734                      | 53 938 678                    | 6 326 972                  | 126 508 586                   |
| 7801910000 | Unrefined lead containing by weightantimony as the principal othe     | 2 199 172                      | 20 869 143                    | 4 801 051                  | 44 747 250                    |
| 7801990000 | Unrefined lead containing by weightantimony not as the principal      | 1 347 781                      | 16 658 309                    | 3 473 637                  | 42 515 253                    |
| 7804110000 | Lead sheets, strip and foil ofa thickness < 0,2 mm                    | 285                            | 14 512                        | 3 122                      | 189 411                       |
| 7804190010 | Lead embossed,cut to shape,perford,coated,printed,backed,reinfi       | 4 230                          | 87 517                        | 169 354                    | 2 085 021                     |
| 7804190090 | Oth lead waste & scrap, plates, sheets,strip and foil, lead powder &  | 24 766                         | 30 567                        | 23 248                     | 106 818                       |
| 7804200000 | Lead powders and flakes   | 0                              | 63 616                        | 0                          | 188 631                       |
| 7806002000 | Lead bars,rods, profiles and wire                                     | 3 372                          | 74 660                        | 180 399                    | 2 612 954                     |
| 7806003000 | Lead,tubes,pipes and tube orpipe fittings                             | 187                            | 140 593                       | 5 980                      | 1 389 616                     |
| 7806009010 | Lead wool,washers,electro-plating anodes                              | 11                             | 1 353                         | 5 474                      | 17 136                        |
| 7806009090 | Other articles of lead  | 9 975                          | 131 476                       | 102 983                    | 1 532 510                     |
| 7901110000 | Zinc not alloyed containing by weight99.99% or more of zinc           | 7 209 874                      | 80 269 911                    | 14 486 411                 | 164 751 520                   |
| 7901120000 | Zinc not alloyed containing by weight< 99.99% of zinc                 | 2 316 560                      | 30 191 189                    | 4 713 257                  | 62 021 348                    |
| 7901200000 | Zinc alloys   | 1 648 842                      | 14 931 817                    | 3 624 989                  | 33 419 301                    |
| 7902000000 | Zinc waste and scrap  | 0                              | 100 160                       | 0                          | 80 128                        |
| 7903100000 | Zinc dust   | 206 959                        | 1 497 916                     | 537 052                    | 3 927 315                     |
| 7903900000 | Zinc powders and flakes   | 272 123                        | 1 899 918                     | 788 703                    | 6 000 990                     |
| 7904000000 | Zinc wire,bars,rods, profiles and wire                                | 26 121                         | 227 367                       | 141 393                    | 1 116 656                     |
| 7905003000 | Zinc foil a tickness < 0.25 mm  | 2                              | 141 541                       | 841                        | 141 688                       |
| 7905009000 | Zinc plates, sheets, strip and foil> 0.25 mm                          | 43 808                         | 2 622 651                     | 83 051                     | 3 348 949                     |
| 7907003000 | Gutters, roof capping, skylight frames &oth fabricated building cor   | 49 839                         | 203 338                       | 28 858                     | 369 894                       |
| 7907004000 | Zinc tubes, pipes,tube, pipe fittings(for cuoplings, elbows, sleeves) | 527                            | 339 023                       | 9 450                      | 900 189                       |
| 7907009100 | Other cigarette cases or boxes ashtrays                               | 3 199                          | 4 348                         | 3 455                      | 25 423                        |
| 7907009200 | Other household articles  | 0                              | 9 133                         | 0                          | 15 952                        |
| 7907009910 | Elec.plating anodes,stencil plates,nail,tackes,nuts,bolt,screws, & si | 6 781                          | 682 257                       | 20 610                     | 2 371 230                     |
| 7907009990 | Oth articles of zinc  | 100 447                        | 2 634 374                     | 423 023                    | 6 907 692                     |
| 8001100000 | Unwrought tin, not alloyed  | 18 755                         | 119 340                       | 182 545                    | 680 849                       |
| 8001200000 | Unwrought tin alloys  | 14 218                         | 450 650                       | 402 445                    | 5 410 399                     |
| 8003001000 | Tin bars, rods, profiles and wiresoldering                            | 5 224                          | 87 575                        | 240 869                    | 2 820 521                     |
| 8003009000 | Tin bars, rods, profiles and wirenot soldering                        | 42 991                         | 609 246                       | 849 145                    | 10 872 790                    |
| 8007002000 | Other articles of tin,plates,sheets andstrip thickness > 0,2 mm       | 31 453                         | 661 267                       | 82 751                     | 831 247                       |
| 8007003000 | Tin-foil (whether or not printed or backpage,etc),thick < 0,2 mm,¶    | 99                             | 638                           | 345                        | 42 545                        |
| 8007004000 | Tin-Tubbes,pipes & tube/pipe fitting(forexample,couplings,elbows      | 1 122                          | 39 674                        | 25 520                     | 111 249                       |
| 8007009100 | Cigarette cases and boxes, ashtrays of tin                            | 40 177                         | 43 246                        | 60 166                     | 116 899                       |
| 8007009200 | Other household articles of tin                                       | 0                              | 53                            | 0                          | 2 208                         |
| 8007009990 | Other articles of tin   | 65 404                         | 286 409                       | 112 172                    | 938 836                       |
| 8101100000 | Tungsten (wolfram) powders  | 0                              | 3 599                         | 0                          | 215 655                       |
| 8101940000 | Unwrought tungsten, including bars androds obtained simply by si      | 195                            | 4 805                         | 82 624                     | 726 164                       |
| 8101960000 | Tungsten wire   | 8 927                          | 410 393                       | 101 641                    | 3 828 447                     |
| 8101970000 | Tungsten waste and scrap  | 3                              | 1 608                         | 143                        | 419 022                       |
| 8101991000 | Tungsten bar&rods,oth than thoseobtaine ply by sintering,profiles     | 5                              | 13 913                        | 3 820                      | 114 882                       |
| 8101999000 | Other articles of tungtens thereofincluding waste & scrap             | 392                            | 11 859                        | 50 238                     | 630 500                       |
| 8102100000 | Molybdenum powders  | 100                            | 2 591                         | 2 395                      | 50 460                        |
| 8102940000 | Unwrought molybdenum, including barsand rods obtained simply          | 0                              | 48                            | 0                          | 266                           |
| 8102950000 | Molybdenum bar&rods,o.than those obt'd simp. by sintering,profil      | 6                              | 1 915                         | 490                        | 20 294                        |
| 8102960000 | Molybdenum wire   | 4 346                          | 49 584                        | 134 964                    | 1 139 905                     |
| 8102990000 | Other molybdenum  | 4                              | 897                           | 1 922                      | 51 637                        |
| 8103200000 | Unwrought tantalum, including bars androds obt'd simp.by sinteri      | 22 288                         | 191 137                       | 5 010 046                  | 33 392 347                    |
| 8103300000 | Tantalum waste and scrap  | 0                              | 72                            | 0                          | 53 318                        |
| 8103900000 | Other tantalum  | 66                             | 393                           | 63 438                     | 234 069                       |
| 8104110000 | Magnesium containing at least 99.8 % byweight of magnesium            | 150 000                        | 2 223 854                     | 385 000                    | 6 177 808                     |
| 8104190000 | Other unwrought magnesium   | 957                            | 25 309                        | 5 765                      | 63 273                        |
| 8104300000 | Magnesium raspings,turnings &granules,graded according to size;       | 15 058                         | 61 944                        | 102 096                    | 653 120                       |
| 8104900000 | Other magnesium   | 14 638                         | 134 293                       | 39 388                     | 367 986                       |
| 8105201000 | Unwrought cobalt  | 6 009                          | 9 309                         | 176 117                    | 306 685                       |
| 8105209000 | Mattes cobalt; cobalt powders   | 8 001                          | 29 387                        | 206 489                    | 751 583                       |
| 8105900000 | Other cobalt mattes   | 117                            | 7 068                         | 9 971                      | 764 364                       |
| 8106009000 | Other bismut and articles thereof                                     | 0                              | 5 530                         | 0                          | 114 417                       |
| 8107200000 | Unwrought cadmium, powders  | 1                              | 23                            | 247                        | 3 062                         |
| 8107900000 | Other cadmium and articles thereof                                    | 0                              | 219                           | 0                          | 5 884                         |
| 8108200000 | Unwrought titanium powders  | 0                              | 7 897                         | 0                          | 45 747                        |
| 8108900000 | Other titanium and articles thereof                                   | 82 989                         | 263 390                       | 2 429 452                  | 6 962 761                     |
| 8109200000 | Unwrought zirconium powders   | 169                            | 47 842                        | 8 490                      | 44 879                        |
| 8109900000 | Other zirconium and articles thereof                                  | 732                            | 20 016                        | 4 670                      | 142 306                       |
| 8110100000 | Unwrought antimony powders  | 53 727                         | 459 523                       | 581 372                    | 4 770 979                     |
| 8110900000 | Other antimony and articles thereof                                   | 1 019                          | 50 857                        | 4 740                      | 346 358                       |
| 8111000000 | Manganese and articles thereof,including waste and scrap              | 0                              | 78 784                        | 0                          | 401 903                       |
| 8112120000 | Unwrought beryllium powders   | 0                              | 8 858                         | 0                          | 16 201                        |

**I.3. IMPOR MENURUT KOMODITI / IMPORT BY HS COMMODITY**  
**\*\*\* NOVEMBER/NOVEMBER 2013 \*\*\***

| HS         | Uraian Komoditi<br>Commodity Description                                   | Berat Bersih / Net Weight (Kg) |                               | Nilai / Value C.I.F (US\$) |                               |
|------------|--|--------------------------------|-------------------------------|----------------------------|-------------------------------|
|            |  | Bulan ini<br>Current Month     | Kumulatif<br>Cum.Jan. to date | Bulan ini<br>Current Month | Kumulatif<br>Cum.Jan. to date |
| 8112190000 | Other beryllium and articles thereof                                       | 0                              | 15 520                        | 0                          | 461 104                       |
| 8112210000 | Unwrought chromium powders   | 1 012                          | 46 150                        | 10 528                     | 625 260                       |
| 8112290000 | Other Chromium and articles thereof  | 20                             | 1 265                         | 4 109                      | 97 239                        |
| 8112920000 | Thallium unwrought waste and scrap powders                                 | 0                              | 84                            | 0                          | 655                           |
| 8112990000 | Other thallium and articles thereof  | 0                              | 2                             | 0                          | 730                           |
| 8113000000 | Cermets and articles thereof, including waste and scrap                    | 0                              | 762                           | 0                          | 6 814                         |
| 8201100000 | Hand tools spades and shovels  | 17 787                         | 71 560                        | 17 798                     | 69 191                        |
| 8201301000 | Hoes (mamooties) and rakes   | 9                              | 8 929                         | 81                         | 6 549                         |
| 8201309000 | Mattocks and picks   | 562                            | 22 044                        | 19 000                     | 65 931                        |
| 8201400000 | Axes, bill hooks and similar hewing tools                                  | 320                            | 12 510                        | 1 155                      | 8 728                         |
| 8201500000 | Secateurs & similar one-handed pruners and shears (including poul          | 10 705                         | 196 738                       | 17 930                     | 299 196                       |
| 8201600000 | Hedge shears, two-handed pruning shears and similar two handed s           | 5                              | 1 144                         | 29                         | 3 695                         |
| 8201900000 | Other hand tools of a kind used in agriculture, horticulture or fores      | 51                             | 27 476                        | 100                        | 93 738                        |
| 8202100000 | Hand saws  | 238 599                        | 2 268 630                     | 270 288                    | 2 825 815                     |
| 8202201000 | Band saw blades  | 110                            | 32 426                        | 6 706                      | 316 230                       |
| 8202209000 | Sparepart band saw blades  | 56 549                         | 1 002 802                     | 355 402                    | 3 240 436                     |
| 8202311000 | Circular saw blades with working part of steel                             | 3 894                          | 36 576                        | 60 065                     | 455 581                       |
| 8202319000 | Sparepart circular saw blades with working part of steel                   | 26 832                         | 294 131                       | 214 155                    | 1 688 821                     |
| 8202390000 | Other circular saw blades including parts                                  | 77 241                         | 612 420                       | 307 642                    | 2 829 948                     |
| 8202400000 | Chain saw blades   | 2 238                          | 141 320                       | 2 394                      | 418 067                       |
| 8202910000 | Straight saw blades for working metal                                      | 3 023                          | 56 947                        | 2 243                      | 198 271                       |
| 8202991000 | Straight saw blades  | 9 893                          | 136 542                       | 50 501                     | 904 099                       |
| 8202999000 | Other saw blades   | 50 131                         | 726 695                       | 166 028                    | 2 840 177                     |
| 8203100000 | Files, rasps and similar tools   | 73 087                         | 771 596                       | 136 365                    | 1 363 533                     |
| 8203200000 | Pliers (including cutting pliers), pincers, tweezers and similar tools     | 341 434                        | 3 730 340                     | 712 356                    | 7 018 579                     |
| 8203300000 | Metal cutting shears and similar tools                                     | 30 468                         | 558 289                       | 70 089                     | 2 033 243                     |
| 8203400000 | Pipe-cutters, bolt croppers, perforating punches, and similar tools        | 293 326                        | 760 863                       | 305 429                    | 2 073 661                     |
| 8204110000 | Hand operated spanners and wrenches non adjustable                         | 444 880                        | 4 876 800                     | 759 251                    | 9 390 689                     |
| 8204120000 | Hand operated spanners and wrenches adjustable                             | 172 656                        | 2 495 216                     | 508 923                    | 7 145 710                     |
| 8204200000 | Interchangeable spanner sockets, with or without handles                   | 86 547                         | 1 313 937                     | 305 284                    | 3 780 185                     |
| 8205100000 | Drilling, threading or tapping tools                                       | 65 517                         | 839 526                       | 536 224                    | 4 834 745                     |
| 8205200000 | Hammers and sledge hammers   | 533 344                        | 6 435 223                     | 491 023                    | 8 103 300                     |
| 8205300000 | Planes, chisels, gouges and similar cutting tools for working wood         | 134 213                        | 1 197 131                     | 140 760                    | 1 450 277                     |
| 8205400000 | Screwdrivers   | 220 832                        | 2 699 417                     | 495 873                    | 5 980 945                     |
| 8205511000 | Flat irons   | 22                             | 927                           | 95                         | 9 595                         |
| 8205519000 | Other household tools  | 15 404                         | 177 881                       | 76 013                     | 922 393                       |
| 8205590000 | Other hand tools, other than household tools                               | 305 086                        | 4 253 607                     | 1 360 715                  | 14 968 689                    |
| 8205600000 | Blow lamps   | 605                            | 1 764                         | 1 775                      | 13 443                        |
| 8205700000 | Vices, clamps and the like   | 150 774                        | 2 348 489                     | 721 377                    | 12 458 957                    |
| 8205900000 | Other including sets of articles of two or more subheadings of this l      | 65 191                         | 1 093 968                     | 549 621                    | 19 207 748                    |
| 8206000000 | Tools of two or more of the headings 82.02 to 82.05 put up in sets for     | 141 786                        | 1 520 199                     | 1 376 527                  | 9 691 641                     |
| 8207130000 | Rock drilling or earth boring tools with working part of cermets           | 16 363                         | 153 591                       | 618 330                    | 4 120 038                     |
| 8207190000 | Other rock drilling / earth boring tools, including parts                  | 113 990                        | 1 419 373                     | 3 173 993                  | 41 276 466                    |
| 8207200000 | Dies for drawing or extruding metal  | 271 053                        | 1 546 919                     | 3 953 068                  | 30 417 817                    |
| 8207300000 | Tools for pressing, stamping or punching                                   | 384 412                        | 4 945 532                     | 5 893 509                  | 83 414 357                    |
| 8207400000 | Tools for tapping or threading   | 8 111                          | 210 669                       | 917 234                    | 9 792 832                     |
| 8207500000 | Tools for drilling, other than for rock drilling                           | 119 688                        | 2 404 075                     | 1 366 456                  | 14 115 255                    |
| 8207600000 | Tools for boring or broaching  | 16 096                         | 101 059                       | 527 826                    | 3 879 707                     |
| 8207700000 | Tools for milling  | 8 359                          | 158 068                       | 573 922                    | 5 571 386                     |
| 8207800000 | Tools for turning  | 86 387                         | 523 715                       | 527 393                    | 8 810 100                     |
| 8207900000 | Other interchangeable tools  | 41 718                         | 1 375 393                     | 1 355 560                  | 25 490 838                    |
| 8208100000 | Knives and cutting blades for metalworking                                 | 36 564                         | 381 713                       | 1 082 267                  | 9 352 509                     |
| 8208200000 | Knives and cutting blades for woodworking                                  | 34 240                         | 725 756                       | 260 345                    | 5 481 899                     |
| 8208300000 | Knives & cutting blades for kitchen appliances / for mach. used by the foo | 30 119                         | 113 641                       | 43 242                     | 520 210                       |
| 8208400000 | Knives & cutting blades for agricultural, horticultural or forestry ma     | 18 379                         | 332 416                       | 47 571                     | 3 083 421                     |
| 8208900000 | Other knives and cutting blades for machines or for mechanical app         | 191 292                        | 2 054 985                     | 2 038 869                  | 21 234 724                    |
| 8209000000 | Plates, sticks, tips and the like for tools,                               | 37 517                         | 555 713                       | 2 627 082                  | 20 755 025                    |
| 8210000000 | Hand-operated mechanical appliances, weighing                              | 154 230                        | 1 366 978                     | 151 338                    | 1 528 722                     |
| 8211100000 | Knives with cutting blades, serrated or not and sets of assorted arti      | 14 829                         | 108 482                       | 84 376                     | 790 259                       |
| 8211910000 | Table knives having fixed blades   | 46 007                         | 299 536                       | 195 702                    | 1 256 064                     |
| 8211925000 | Knives, fixed blades, handle of base metal for agricultural, horticultur   | 883                            | 28 975                        | 18 214                     | 679 575                       |
| 8211929010 | Flick/spring knives, hunting, diving & scouts knives, penknives, blades:   | 2 331                          | 31 424                        | 8 500                      | 111 329                       |
| 8211929090 | Other knives having fixed blades with handle of base metal                 | 10 920                         | 243 546                       | 84 592                     | 2 750 667                     |
| 8211932010 | Knives, other than fixed blades, with handle base metal, for agricultur    | 10 575                         | 28 525                        | 9 969                      | 32 794                        |
| 8211932090 | Knives, other than fixed blades, handle other than metal, for agricultural | 726                            | 8 736                         | 3 094                      | 46 702                        |
| 8211939000 | Knives having other than fixed blades with handle of base metal            | 2 653                          | 64 621                        | 20 618                     | 184 198                       |
| 8211941000 | Blades for knife of kind used for agriculture, horticulture/forestry       | 22                             | 1 959                         | 1 381                      | 34 909                        |
| 8211949000 | Blades with handle of base metal   | 19 694                         | 235 986                       | 159 564                    | 1 172 862                     |
| 8211950000 | Knives with handles of base metal  | 7 034                          | 79 560                        | 23 392                     | 219 429                       |
| 8212100000 | Razors   | 83 194                         | 789 909                       | 2 109 787                  | 19 239 799                    |
| 8212201000 | Safety razor blades with double-edged razor blades                         | 43 268                         | 434 937                       | 420 411                    | 4 862 638                     |

**I.3. IMPOR MENURUT KOMODITI / IMPORT BY HS COMMODITY**  
**\*\*\* NOVEMBER/NOVEMBER 2013 \*\*\***

| HS         | Uraian Komoditi<br>Commodity Description                                | Berat Bersih / Net Weight (Kg) |                               | Nilai / Value C.I.F (US\$) |                               |
|------------|---|--------------------------------|-------------------------------|----------------------------|-------------------------------|
|            |   | Bulan ini<br>Current Month     | Kumulatif<br>Cum.Jan. to date | Bulan ini<br>Current Month | Kumulatif<br>Cum.Jan. to date |
| 8212209000 | Other razors and razor blades including razor blade blanks in strips    | 52 633                         | 455 860                       | 473 610                    | 4 434 210                     |
| 8212900000 | Other parts of razors and razor blade                                   | 3 469                          | 63 152                        | 26 057                     | 259 319                       |
| 8213000000 | Scissors, tailors' shears and similar shears and blade thereof          | 140 690                        | 1 685 170                     | 238 537                    | 2 921 411                     |
| 8214100000 | Pr knives, lttr openers, erasing knives ,pencil sharpeners and blade    | 130 846                        | 2 321 079                     | 210 854                    | 2 533 183                     |
| 8214200000 | Manicure or pedicure sets and instruments including nail files          | 41 779                         | 739 746                       | 100 994                    | 1 533 054                     |
| 8214900000 | Other articles of cutlery   | 97 844                         | 1 565 399                     | 207 878                    | 2 917 789                     |
| 8215100000 | Spoons, forks, ladles, skimmer, cake serv. & fish knives sets of assort | 4 347                          | 15 966                        | 43 724                     | 74 467                        |
| 8215200000 | Similar kitchen and tableware, other sets of assorted articles          | 72 943                         | 867 634                       | 133 139                    | 1 752 097                     |
| 8215910000 | Similar kitchen and tableware plated with precious metal                | 222                            | 20 203                        | 1 009                      | 57 229                        |
| 8215990000 | Other similar kitchen and tableware                                     | 381 215                        | 4 747 137                     | 675 356                    | 7 915 230                     |
| 8301100000 | Padlocks  | 567 938                        | 5 844 609                     | 819 873                    | 9 934 551                     |
| 8301200000 | Locks of a kind used for motor vehicles                                 | 219 203                        | 2 889 088                     | 2 841 426                  | 35 309 032                    |
| 8301300000 | Locks of a kind used for furniture                                      | 518 566                        | 5 420 405                     | 677 501                    | 7 075 865                     |
| 8301401000 | Handcuffs   | 46                             | 45 483                        | 5 609                      | 171 890                       |
| 8301409000 | Other padlocks and locks  | 1 108 132                      | 12 010 765                    | 1 837 439                  | 20 250 890                    |
| 8301500000 | Clasps and frames with clasps, incorporating locks                      | 19 080                         | 216 403                       | 176 884                    | 1 854 234                     |
| 8301600000 | Parts of padlocks and locks   | 467 027                        | 4 439 326                     | 2 604 759                  | 25 604 478                    |
| 8301700000 | Keys presented separately   | 38 815                         | 565 899                       | 320 357                    | 6 115 617                     |
| 8302100000 | Hinges  | 1 664 518                      | 20 048 082                    | 2 051 873                  | 24 705 507                    |
| 8302201000 | Castors of a diameter > 100 mm but < 250 mm                             | 83 682                         | 600 471                       | 64 252                     | 635 889                       |
| 8302209000 | Oth base metal mountings, fitting & similar articles                    | 556 478                        | 4 317 580                     | 686 869                    | 6 449 525                     |
| 8302301000 | Hasps   | 6 325                          | 90 960                        | 96 239                     | 969 151                       |
| 8302309000 | Oth mountings, fittings and similar articles suitable for motor vehic   | 559 186                        | 5 222 045                     | 4 955 905                  | 50 695 219                    |
| 8302413100 | Hasps suitable for building   | 121 759                        | 1 191 790                     | 78 611                     | 933 630                       |
| 8302413900 | Bolts, hooks, eyes and staples suitable for building                    | 84 492                         | 1 177 743                     | 163 313                    | 1 923 063                     |
| 8302419000 | Other mounting suitable for building                                    | 1 073 514                      | 9 691 392                     | 2 048 529                  | 26 281 893                    |
| 8302422000 | Hasps suitable for furniture  | 216 295                        | 1 503 376                     | 152 648                    | 1 034 583                     |
| 8302429000 | Bolts suitable for furniture  | 2 237 957                      | 21 338 208                    | 3 706 006                  | 35 689 464                    |
| 8302491000 | Mounting of a kind suitable for saddlery                                | 4 967                          | 43 147                        | 24 151                     | 3 203 228                     |
| 8302499100 | Hasps   | 24 429                         | 166 914                       | 123 279                    | 1 367 289                     |
| 8302499900 | Other mounting ; oth than of a kind suitable for saddlery               | 308 280                        | 4 321 461                     | 612 524                    | 8 523 456                     |
| 8302500000 | Hat-racks, hat-pegs, brackets and similar fixtures                      | 139 159                        | 1 237 204                     | 511 834                    | 5 187 881                     |
| 8302600000 | Automatic door closers  | 50 477                         | 625 860                       | 324 181                    | 4 089 065                     |
| 8303000000 | Armoured/reinforced safes, strong-boxes and doors and safe depos        | 340 721                        | 4 178 393                     | 712 360                    | 8 971 449                     |
| 8304001000 | Filing cabinets or card-index cabinets                                  | 257 863                        | 2 046 405                     | 481 670                    | 4 032 928                     |
| 8304009100 | Other similar office or desk equipment of aluminium                     | 3 607                          | 56 460                        | 29 659                     | 625 890                       |
| 8304009900 | Other office or desk equipment of copper or of lead                     | 125 605                        | 1 551 500                     | 354 625                    | 5 781 699                     |
| 8305101000 | Fittings for double loop wire binders                                   | 52 932                         | 555 832                       | 128 776                    | 1 638 895                     |
| 8305109000 | Fittings for loose-leaf binders or filesoh than double loop wire bin    | 138 019                        | 2 095 645                     | 308 347                    | 5 403 437                     |
| 8305201000 | Staples in strips of a kind for office use                              | 66 048                         | 1 142 664                     | 51 473                     | 1 785 430                     |
| 8305202000 | Other staples in strips of iron or steel                                | 9 746                          | 171 730                       | 36 136                     | 444 976                       |
| 8305209000 | Other fitting for loose leaf binders or files for staples in strips     | 234 202                        | 2 630 769                     | 266 393                    | 2 813 957                     |
| 8305901000 | Letter coners, paper clips, indexing tags office articles               | 35 812                         | 445 571                       | 75 674                     | 904 654                       |
| 8305909000 | Other including parts   | 205 739                        | 2 331 946                     | 337 231                    | 13 882 347                    |
| 8306101000 | Bells for cycles  | 21 348                         | 130 732                       | 42 677                     | 256 203                       |
| 8306102000 | Bells, gongs and the like, of copper                                    | 1 705                          | 2 958                         | 6 936                      | 14 967                        |
| 8306109000 | Bells, gongs and the like, oth than of copper                           | 4 613                          | 51 494                        | 10 282                     | 1 025 717                     |
| 8306210000 | Statuetes and other ornamen plated with precious metal                  | 0                              | 5 085                         | 0                          | 10 408                        |
| 8306291000 | Statuetes and other ornamen, of copper or lead                          | 0                              | 14 728                        | 0                          | 25 458                        |
| 8306292000 | Statuetes and other ornamen, of nickel                                  | 0                              | 7 159                         | 0                          | 47 345                        |
| 8306293000 | Statuetes and other ornamen, of aluminium                               | 601                            | 2 858                         | 980                        | 18 103                        |
| 8306299000 | Other statuetes and other ornamen                                       | 12 449                         | 110 267                       | 27 515                     | 399 147                       |
| 8306301000 | Photograph, picture or similar frames; mirrors : of copper              | 3 172                          | 23 648                        | 5 864                      | 65 391                        |
| 8306309100 | Metalic mirrors reflecting traffic views at road interstions/sharp co   | 410                            | 6 982                         | 8 320                      | 55 170                        |
| 8306309900 | Oth metallic mirrors reflecting traffic views at road interstions/shar  | 10 318                         | 322 075                       | 47 872                     | 1 224 477                     |
| 8307100000 | Flexible tubing of base metal, with or without fitting of iron/steel    | 288 779                        | 2 664 491                     | 1 591 339                  | 18 736 112                    |
| 8307900000 | Flexible tubing of base metal, with or without fitting of other base r  | 44 507                         | 800 291                       | 155 150                    | 6 145 092                     |
| 8308100000 | Hooks, eyes and eyelets of base metal                                   | 316 581                        | 3 705 387                     | 3 666 616                  | 38 676 840                    |
| 8308200000 | Tubular or bifurcated rivets of base metal                              | 35 056                         | 459 825                       | 433 055                    | 5 939 393                     |
| 8308901000 | Including parts with beads of a kind used for travel goods              | 16 854                         | 282 180                       | 203 301                    | 3 676 973                     |
| 8308909010 | Including parts with spangles of a kind used for clothing               | 4 824                          | 18 755                        | 4 549                      | 139 510                       |
| 8308909090 | Claps, frames with claps, buckles, buckle-claps of base metal           | 257 947                        | 3 096 600                     | 3 010 839                  | 31 548 258                    |
| 8309100000 | Crown corks, of base metal  | 22 887                         | 267 302                       | 58 285                     | 1 204 427                     |
| 8309901000 | Capsules for bottles, of base metal                                     | 4 968                          | 54 986                        | 68 552                     | 712 986                       |
| 8309902000 | Top ends of alum. Cans, of base metal                                   | 697 036                        | 6 115 934                     | 3 153 650                  | 33 235 101                    |
| 8309906000 | Aerosol can ends, of tinplate, of base metal                            | 2 284                          | 60 233                        | 18 105                     | 491 041                       |
| 8309907000 | Other caps for cans, of base metal                                      | 137 516                        | 1 205 361                     | 459 098                    | 4 672 433                     |
| 8309908100 | Bottle and screw caps, of aluminium                                     | 730                            | 17 170                        | 11 759                     | 200 864                       |
| 8309908900 | Seals & other packing accessories of aluminium                          | 80 594                         | 825 271                       | 592 077                    | 7 042 175                     |
| 8309909100 | Other of bottle and screw caps  | 622                            | 69 342                        | 9 864                      | 602 771                       |
| 8309909910 | Bungs for metal drums; bung covers; seals; case corner protectors       | 9 616                          | 261 176                       | 103 765                    | 2 536 754                     |

**I.3. IMPOR MENURUT KOMODITI / IMPORT BY HS COMMODITY**  
**\*\*\* NOVEMBER/NOVEMBER 2013 \*\*\***

| HS         | Uraian Komoditi<br>Commodity Description                             | Berat Bersih / Net Weight (Kg) |                               | Nilai / Value C.I.F (US\$) |                               |
|------------|--|--------------------------------|-------------------------------|----------------------------|-------------------------------|
|            |  | Bulan ini<br>Current Month     | Kumulatif<br>Cum.Jan. to date | Bulan ini<br>Current Month | Kumulatif<br>Cum.Jan. to date |
| 8309909990 | Threaded bungs for aluminiumcovers; seals;case corner protectors     | 175 266                        | 1 033 790                     | 878 049                    | 7 388 632                     |
| 8310000000 | Plates; Sign , name, add & similar,numb,letter, of base metal, excl  | 36 331                         | 335 061                       | 361 649                    | 4 358 274                     |
| 8311100010 | Coated electrodes of base metal,for electric arc-welding : In rolls  | 876 538                        | 6 411 623                     | 1 019 003                  | 10 671 404                    |
| 8311100090 | Coated electrodes of base metal,for electric arc-welding, In oth th  | 2 225 477                      | 23 141 093                    | 3 411 568                  | 51 458 801                    |
| 8311202010 | Cored wire of alloy stell,cont by weight4,5% / carbon / chromium,    | 913 467                        | 7 044 001                     | 1 143 944                  | 10 011 243                    |
| 8311202090 | Cored wire of alloy stell,cont by weight4,5% / carbon / chromium,    | 92 840                         | 690 685                       | 139 652                    | 1 345 245                     |
| 8311209010 | Part Core wire of alloy stell,contweight4,5% / carbon / chrom, in r  | 72 827                         | 2 934 612                     | 147 332                    | 5 527 739                     |
| 8311209090 | Part Cored wire of alloy stell,contweight4,5% /carbon/chrom, in n    | 383 227                        | 2 798 565                     | 599 267                    | 5 785 173                     |
| 8311302010 | Coat rod & Cored wire of alloy stell,cont weight 4,5% /carbon/chrc   | 348 177                        | 2 715 830                     | 685 940                    | 7 041 607                     |
| 8311302090 | Coat rod & Core wire of alloy stell,contweight 4,5% / carbon / chrc  | 11 825                         | 245 084                       | 199 717                    | 1 559 229                     |
| 8311309010 | Part coat rod & Cor wire of alloy stell,cont weight 4,5% / carbon/cl | 785 042                        | 6 112 510                     | 1 921 609                  | 15 988 140                    |
| 8311309090 | Part coat rod & Cor wire of alloy stell,cont weight 4,5% /carbon/cf  | 69 816                         | 3 671 529                     | 335 312                    | 9 747 532                     |
| 8311900000 | Coated wire / cored with flux materialof kind used for soldering &   | 758 885                        | 10 939 173                    | 1 246 767                  | 16 318 205                    |
| 8401100000 | Nuclear reactors   | 0                              | 35 616                        | 0                          | 195 191                       |
| 8401200000 | Machinery & apparatus for isotopicseparation & parts thereof         | 815                            | 118 046                       | 18 332                     | 767 293                       |
| 8401300000 | Fuel elements (cartridges),non-irradiated                            | 0                              | 1 220                         | 0                          | 29 423                        |
| 8401400000 | Parts of nuclear reactors  | 598                            | 46 530                        | 240 047                    | 1 823 886                     |
| 8402111000 | Watertube boiler with steam production> 45 t/ h with electrical op   | 78 051                         | 10 956 370                    | 2 682 751                  | 47 312 880                    |
| 8402112000 | Watertube boiler with steam production> 45 t/ h with not electric    | 2 904 556                      | 5 829 525                     | 17 749 846                 | 26 136 056                    |
| 8402121100 | Watertube boilers elect. with a steam15 tons <= steam prod.< 45t     | 1 273 126                      | 15 271 576                    | 3 466 027                  | 45 099 279                    |
| 8402121900 | Watertube boilers electric with a steamprod < 15 tons /hours         | 375 385                        | 5 899 540                     | 1 464 492                  | 18 577 251                    |
| 8402122100 | Watertube boilers not elect. with steam15 tons <= steam prod.< 4     | 129 213                        | 236 831                       | 476 000                    | 3 057 402                     |
| 8402122900 | Watertube boilers not elect with steamprod < 15 tons /hours          | 156 556                        | 3 575 699                     | 1 776 694                  | 24 683 246                    |
| 8402191100 | Hybrid boilers with a steam production> 15t/ hour with electrically  | 0                              | 4 357 738                     | 0                          | 13 849 915                    |
| 8402191900 | Hybrid boilers with a steam production< 15t/ hour with electrically  | 328 280                        | 6 513 595                     | 537 443                    | 15 318 494                    |
| 8402192100 | Hybrid boilers not elect with a steamproduction exceeding 15t/ hc    | 55 000                         | 232 395                       | 61 345                     | 293 069                       |
| 8402192900 | Oth hybrid boiler not elect with a steamproduction not exceeding     | 9 000                          | 3 859 020                     | 32 500                     | 21 942 639                    |
| 8402201000 | Electric super heated water boilerselectrically operated             | 2 464 694                      | 3 833 936                     | 6 634 027                  | 17 564 821                    |
| 8402202000 | Electric super heated water boilersnot electrically operated         | 67 268                         | 1 549 334                     | 645 786                    | 8 793 168                     |
| 8402901000 | Part of boiler bodies or shells                                      | 661 834                        | 4 663 616                     | 2 882 817                  | 34 654 019                    |
| 8402909000 | Oth than part of boiler bodies or shells                             | 1 074 050                      | 19 859 360                    | 3 407 983                  | 80 832 255                    |
| 8403100000 | Boilers of central heating boilersother than those of heading 84.02  | 23 046                         | 1 090 093                     | 22 720                     | 3 618 296                     |
| 8403901000 | Boiler bodies or shells central heatingboilers oth than those of hea | 0                              | 219 073                       | 0                          | 1 120 174                     |
| 8403909000 | Oth Boiler bodies or shells central heatboilers oth than those of he | 23 908                         | 599 942                       | 143 422                    | 3 143 495                     |
| 8404101010 | Soot remover (soot blowers) for usewith boilers of heading 84.02     | 1 466                          | 69 823                        | 51 675                     | 769 532                       |
| 8404101090 | Economiser,super-heaters,gas revererswith boilers of heading 84.(    | 6 508 122                      | 36 399 315                    | 70 145 771                 | 199 049 355                   |
| 8404102000 | Economiser,super-heaters,gas revererswith boilers of heading 84.(    | 295                            | 888 809                       | 424                        | 1 662 094                     |
| 8404200000 | Condensers for steam or other vapourpower units                      | 391 501                        | 2 977 572                     | 4 071 669                  | 28 312 715                    |
| 8404901100 | Parts boiler bodies or shells of goodsof subheading 8404.10.10 :     | 0                              | 7 804                         | 0                          | 37 591                        |
| 8404901900 | Part oth than boiler bodies or shells ofgoods of subheading 8404.1   | 29                             | 1 987 616                     | 130                        | 5 947 599                     |
| 8404902900 | Part oth than boiler bodies or shellsof goods of subheading 8404.1   | 2                              | 17 935                        | 634                        | 117 034                       |
| 8404909000 | Other parts of auxiliary machineryfor use with boilers               | 48 160                         | 3 781 370                     | 2 399 813                  | 17 543 220                    |
| 8405100000 | Producer gas/water gas generators,with or without purifiers; acety   | 9 660                          | 829 040                       | 225 617                    | 9 854 666                     |
| 8405900000 | Part of producer gas/water gas generat,with or without purifiers; z  | 437 980                        | 3 194 595                     | 19 512 796                 | 47 799 963                    |
| 8406100000 | Turbines for marine propulsion                                       | 25 070                         | 273 448                       | 674 110                    | 13 011 052                    |
| 8406810000 | Turbines oth than marine propulsion ofan output exceeding 40 MW      | 2 092 278                      | 14 729 545                    | 14 817 628                 | 103 480 581                   |
| 8406820000 | Turbines oth than marine propulsion ofan output not exceeding 40     | 870 336                        | 7 120 027                     | 20 692 281                 | 79 414 708                    |
| 8406900000 | Part of turbines for marine propulsion                               | 555 374                        | 22 442 465                    | 9 159 994                  | 125 041 901                   |
| 8407100000 | Spark ignition reciproc/rotary internalcombustion piston engines f   | 758                            | 30 935                        | 216 325                    | 12 485 389                    |
| 8407211000 | Outboard motors of a power < 22.38 kw                                | 0                              | 18 062                        | 0                          | 323 299                       |
| 8407219000 | Outboard motors of a power > 22.38 kw                                | 155 038                        | 1 381 550                     | 3 438 450                  | 27 778 426                    |
| 8407292000 | Other than outboard motorsof a power <= 22.38 kw                     | 30 558                         | 341 865                       | 15 314                     | 443 492                       |
| 8407299010 | Outboard motors of a power > 22.38 kw but not exceeding100 kw        | 8 638                          | 148 833                       | 7 355                      | 556 564                       |
| 8407299090 | Outboard motors of a power > 100 kw                                  | 94 473                         | 726 430                       | 280 981                    | 5 085 928                     |
| 8407310000 | Reciprocating piston engine of vichileof chapter 87 ,capacity <=50   | 2 505                          | 10 812                        | 25 453                     | 59 277                        |
| 8407321100 | Reciproc piston engine of vehicles ofheading 87.01 ,50cc< capacity   | 0                              | 40 535                        | 0                          | 604 471                       |
| 8407321200 | Reciproc piston engine of vehicles ofheading 87.11 ,50cc< capacity   | 24                             | 13 343                        | 657                        | 101 944                       |
| 8407321900 | Reciproc piston engine of vhl of head8701,8711 with capacity <= 1    | 19 998                         | 301 047                       | 74 617                     | 1 931 832                     |
| 8407322100 | Reciproc piston engine of vehicles ofheading 87.01 ,110cc>capacit    | 0                              | 9 011                         | 0                          | 22 083                        |
| 8407322200 | Reciproc piston engine of vehicles ofheading 87.11 ,110cc> capacil   | 42 965                         | 438 151                       | 140 520                    | 2 343 744                     |
| 8407322900 | Reciproc piston engine of vhl of head8701,8711 with >110 cc cap <    | 10 386                         | 385 217                       | 62 684                     | 6 735 722                     |
| 8407332000 | Reciproc piston engine of vehicles ofhead 87.11 ,250cc> capacity <   | 83                             | 7 430                         | 2 235                      | 87 685                        |
| 8407339000 | Reciproc piston engine of vehicles of8701,8711 with capacity <= 1l   | 0                              | 39 098                        | 0                          | 819 952                       |
| 8407345000 | Fully assemb for oth vhl of heading8701 with cyl cap < 1100 cc       | 366                            | 888                           | 7 599                      | 28 589                        |
| 8407346000 | Fully assemb for oth vhl of heading8711 with cyl cap < 1100 cc       | 2 669                          | 27 614                        | 41 686                     | 715 054                       |
| 8407347100 | Fully assembled of a cylinder capacitynot exceeding 2000 cc          | 611 593                        | 9 776 566                     | 8 231 910                  | 104 855 900                   |
| 8407347200 | Fully assembled of > 2000 cc a cylindercapacity < 3000 cc            | 0                              | 19 193                        | 0                          | 401 375                       |
| 8407347300 | Fully assembled of a cylinder capacityexceeding 3000 cc              | 91 236                         | 750 027                       | 2 251 434                  | 20 257 130                    |
| 8407349100 | Fully assembled for pedestriancontrolled tractors of cyl cap <1100   | 493                            | 1 412                         | 5 950                      | 13 864                        |
| 8407349300 | Fully assembled for other vehiclesof heading 8711                    | 4 945                          | 81 174                        | 81 700                     | 3 315 070                     |
| 8407349400 | Fully assembled for oth vehicles ofcylinder capacity not exceeding   | 100 300                        | 114 512                       | 1 352 097                  | 1 443 977                     |

**I.3. IMPOR MENURUT KOMODITI / IMPORT BY HS COMMODITY**  
**\*\*\* NOVEMBER/NOVEMBER 2013 \*\*\***

| HS         | Uraian Komoditi<br>Commodity Description                             | Berat Bersih / Net Weight (Kg) |                               | Nilai / Value C.I.F (US\$) |                               |
|------------|--|--------------------------------|-------------------------------|----------------------------|-------------------------------|
|            |  | Bulan ini<br>Current Month     | Kumulatif<br>Cum.Jan. to date | Bulan ini<br>Current Month | Kumulatif<br>Cum.Jan. to date |
| 8407349500 | Fully assembled for oth vehicles of> 2000 cc cylinder capacity < 30  | 0                              | 247                           | 0                          | 10 283                        |
| 8407349900 | Fully assembled for oth vehicles ofcylinder capacity exceeding 300   | 10                             | 258 008                       | 972                        | 5 068 258                     |
| 8407901000 | Other engines of a power notexceeding 18,65 kw                       | 428 116                        | 5 898 356                     | 1 589 623                  | 27 174 172                    |
| 8407902000 | Other engines of a power exceeding18,65 kw but notexceeding 22       | 3                              | 12 728                        | 6 264                      | 54 884                        |
| 8407909000 | Other engines of a powerexceeding 22,38 kw                           | 63 953                         | 2 077 236                     | 198 789                    | 21 231 708                    |
| 8408101000 | Marine propulsion engines,of a power not exceeding 22.38 kw          | 43 471                         | 441 486                       | 60 638                     | 1 933 269                     |
| 8408102000 | Marine propulsion engines,of a powerexc 22.38 kw but not exc 10      | 260 790                        | 3 364 049                     | 2 017 358                  | 6 564 678                     |
| 8408109010 | Marine propulsion engines,of a powerexc 100 kw but not exc 750 l     | 189 924                        | 2 146 059                     | 992 561                    | 15 518 796                    |
| 8408109090 | Marine propulsion engines,of a powerexceeding 750 kw                 | 333 309                        | 5 051 461                     | 6 636 534                  | 92 256 069                    |
| 8408201000 | Fully assembled for vehiclesof subheading 8701.10                    | 602                            | 408 976                       | 18 002                     | 1 902 669                     |
| 8408202100 | Fully assembled for vehicles ofsubhd 8701.10 of cyl cap <2000 cc     | 478 949                        | 5 238 124                     | 620 822                    | 21 090 421                    |
| 8408202200 | Fully assembled for vehicles ofsubhd 8701 of >2000 cc cyl cap <35    | 926 128                        | 10 665 441                    | 11 706 542                 | 135 039 882                   |
| 8408202310 | Fully assembled for vehicles ofsubhd 8701.10 of cyl cap > 3500 cc    | 50 398                         | 4 599 913                     | 1 090 199                  | 12 927 712                    |
| 8408202320 | Fully assembled for vehicles ofsubhd 8701.10 of cyl cap > 20000 cc   | 1 831                          | 183 073                       | 29 577                     | 6 681 895                     |
| 8408209300 | Oth for vehicles of subheading 8701.10                               | 0                              | 207 061                       | 0                          | 3 543 569                     |
| 8408209400 | Oth for vehicles of subheading 8701.10 with cyl capacity < 2000 cc   | 119                            | 149                           | 8 339                      | 11 677                        |
| 8408209500 | Oth for vehicles of subheading 8701.10 with > 2000 cc cyl capacity   | 255                            | 3 242                         | 6 180                      | 36 642                        |
| 8408209610 | Oth for vehicles of subheading 8701.10 with > 3500 cc cyl capacity   | 114 259                        | 927 013                       | 988 215                    | 9 282 924                     |
| 8408209620 | Oth for vehicles of subheading 8701.10 with cyl capacity > 20000 c   | 53 797                         | 173 006                       | 1 127 707                  | 3 206 335                     |
| 8408901000 | Other engines with power < 18,65 kw                                  | 789 370                        | 10 152 898                    | 1 247 240                  | 17 995 089                    |
| 8408905020 | Other engines with power > 100 kw forrailway locomotives or tran     | 0                              | 10 620                        | 0                          | 252 208                       |
| 8408905030 | Other engines with power > 100 kw forheading 8429 or 8430            | 257 090                        | 2 294 724                     | 2 841 096                  | 25 543 846                    |
| 8408905090 | Other engines with power > 100 kw forheading 8429 or 8430            | 238 376                        | 2 738 237                     | 3 606 062                  | 18 434 616                    |
| 8408909100 | Egn of power exc 100 kw oth formachinery heading 8429 ot 8430        | 195 848                        | 2 207 206                     | 2 806 493                  | 35 009 271                    |
| 8408909910 | Compression with diesel or semi-dieselof railway locomotiv or tra    | 0                              | 150 781                       | 0                          | 1 772 186                     |
| 8408909990 | Compres with diesel or semi-diesel othof railway locomotiv or tra    | 1 783 223                      | 19 704 781                    | 2 004 165                  | 29 242 979                    |
| 8409100000 | Parts suitable for use with the engineof heading 8407 or 8408 of a   | 78                             | 29 039                        | 126 861                    | 409 273                       |
| 8409911100 | Combustion piston egn for machin of head8429 or 8430 of carbur       | 18 984                         | 205 710                       | 1 035 758                  | 9 454 659                     |
| 8409911200 | Combustion piston egn for machin of head8429 or 8430 of cylind       | 6 119                          | 55 121                        | 30 094                     | 385 697                       |
| 8409911300 | Cylinder liners with internal diameter50 mm <= 155 mm of head 8      | 306                            | 56 753                        | 5 257                      | 674 848                       |
| 8409911400 | Oth cylinder liners with internal diamtr50 mm <= 155 mm of head      | 6 442                          | 63 921                        | 97 635                     | 881 598                       |
| 8409911500 | Cylinder heads & head covers formachinery heading 8429 ot 8430       | 7 882                          | 77 925                        | 210 105                    | 2 207 742                     |
| 8409911600 | Pistons with an external diameter of50 mm <= 155 mm of head 84       | 3 763                          | 550 613                       | 171 461                    | 4 045 173                     |
| 8409911700 | Oth pistons with an external diameter of50 mm <= 155 mm of hea       | 22 552                         | 118 228                       | 84 230                     | 1 215 880                     |
| 8409911800 | Piston rings & gudgeon pins formachinery heading 8429 ot 8430        | 8 755                          | 76 118                        | 182 286                    | 1 533 285                     |
| 8409911900 | Oth parts suitable for use with theengine machinery heading 8429     | 12 335                         | 627 851                       | 331 681                    | 9 798 214                     |
| 8409912100 | Carburettors & parts there of vehiclesof heading 8701                | 60                             | 20 760                        | 13 004                     | 415 614                       |
| 8409912200 | Cylinder blocks for machinery heading8701                            | 0                              | 51 558                        | 0                          | 254 062                       |
| 8409912300 | Cylinder liners with internal diameter50 mm <= 155 mm of headin      | 41                             | 127                           | 1 572                      | 5 541                         |
| 8409912400 | Oth cylinder liners with internal diamtr50 mm <= 155 mm of headi     | 12 643                         | 51 800                        | 31 794                     | 558 755                       |
| 8409912500 | cylinder heads & head covers formachinery heading 8701               | 14 124                         | 103 913                       | 40 266                     | 617 876                       |
| 8409912600 | Pistons with an external diameter of50 mm <= 155 mm of heading       | 8                              | 745                           | 419                        | 25 437                        |
| 8409912700 | Oth pistons with an external diameter of50 mm <= 155 mm of hea       | 627                            | 11 887                        | 5 480                      | 185 156                       |
| 8409912800 | Piston rings & gudgeon pins formachinery heading 8701                | 3 242                          | 32 770                        | 672 687                    | 2 879 262                     |
| 8409912900 | Oth parts suitable for use with theengine machinery of heading 87    | 714                            | 19 657                        | 24 009                     | 391 853                       |
| 8409913100 | Carburettors & parts there of vehiclesof heading 8711                | 102 926                        | 1 231 963                     | 3 051 504                  | 39 582 093                    |
| 8409913200 | Cylinder blocks; crank cases formachinery of heading 8711            | 115 202                        | 1 168 480                     | 1 303 256                  | 16 836 408                    |
| 8409913400 | Cylinder liners for machinery ofheading 8711                         | 98 668                         | 669 280                       | 514 446                    | 4 034 353                     |
| 8409913500 | Cylinder heads & head covers formachinery of heading 8711            | 20 623                         | 183 360                       | 283 629                    | 3 127 508                     |
| 8409913700 | Pistons for machinery of heading 8711                                | 47 080                         | 565 696                       | 483 788                    | 6 259 671                     |
| 8409913800 | Piston rings & gudgeon pins formachinery of heading 8711             | 11 080                         | 199 519                       | 829 580                    | 10 025 263                    |
| 8409913900 | Oth parts suitable for use with theengine for machinery of heading   | 232 912                        | 2 755 314                     | 6 561 685                  | 80 173 895                    |
| 8409914100 | Carburettors & parts there of vehiclesof heading 87                  | 120 582                        | 1 259 590                     | 2 864 008                  | 28 150 185                    |
| 8409914200 | Cylinder blocks; crank cases formachinery of heading 87              | 1 537 261                      | 14 952 785                    | 11 950 457                 | 125 111 724                   |
| 8409914300 | Cylinder liners with internal diameter50 mm <= 155 mm of headin      | 521                            | 10 059                        | 8 704                      | 149 125                       |
| 8409914400 | Other cylinder liners with the enginefor machinery of heading 87     | 71 860                         | 654 379                       | 562 554                    | 5 435 110                     |
| 8409914500 | Cylinder heads & head covers formachinery of heading 87              | 269 850                        | 1 604 563                     | 2 260 277                  | 12 853 469                    |
| 8409914600 | Pistons with an external diameter of50 mm <= 155 mm of heading       | 67 808                         | 815 284                       | 865 118                    | 9 188 575                     |
| 8409914700 | Oth pistons with an external diameter50 mm <= 155 mm of headir       | 71 366                         | 1 006 934                     | 597 647                    | 12 006 359                    |
| 8409914800 | Piston rings & gudgeon pins formachinery heading 87                  | 20 290                         | 1 289 427                     | 710 061                    | 16 923 475                    |
| 8409914900 | Oth parts suitable for use with theengine for machinery of heading   | 1 502 979                      | 14 347 584                    | 16 457 484                 | 164 856 614                   |
| 8409915100 | Cyl block,crank case,marine propul engpower<= 22.38kw for vesse      | 1 523                          | 29 459                        | 27 607                     | 2 334 105                     |
| 8409915200 | Cyl liners, power < 22,38 kw of diamtr=>50 mm<155 mm for vesse       | 46                             | 20 826                        | 2 020                      | 173 228                       |
| 8409915300 | Oth cyl liners,power < 22,38 kwfor vessel of heading 89              | 0                              | 32 720                        | 0                          | 72 087                        |
| 8409915400 | Pistons, power< 22,38 kw of diamtr=>50 mm<155 mm for vessel o        | 16 865                         | 210 490                       | 240 451                    | 3 045 405                     |
| 8409915500 | Oth pistons, power< 22,38 kwfor vessel of heading 89                 | 157                            | 56 354                        | 3 973                      | 1 536 739                     |
| 8409915900 | Oth suitable for use with the egn ofpower < 22,38 kw for vsssl of he | 53 143                         | 643 294                       | 491 907                    | 9 552 583                     |
| 8409916100 | Cyl block,crank case,marine propul engpower > 22.38kw for vessel     | 136                            | 26 914                        | 313                        | 231 687                       |
| 8409916200 | Cyl liners, power > 22,38 kw of diamtr=>50 mm<155 mm for vesse       | 0                              | 178 635                       | 0                          | 285 555                       |
| 8409916300 | Oth Cyl liners, power>22,38 kw of diamtr=>50 mm<155 mm for ve        | 23 288                         | 524 000                       | 272 857                    | 3 997 134                     |
| 8409916400 | Pistons, power > 22,38 kw of diamtr=>50 mm<155 mm for vessel c       | 729                            | 12 264                        | 1 979                      | 68 962                        |

**I.3. IMPOR MENURUT KOMODITI / IMPORT BY HS COMMODITY**  
**\*\*\* NOVEMBER/NOVEMBER 2013 \*\*\***

| HS         | Uraian Komoditi<br>Commodity Description                               | Berat Bersih / Net Weight (Kg) |                               | Nilai / Value C.I.F (US\$) |                               |
|------------|--|--------------------------------|-------------------------------|----------------------------|-------------------------------|
|            |  | Bulan ini<br>Current Month     | Kumulatif<br>Cum.Jan. to date | Bulan ini<br>Current Month | Kumulatif<br>Cum.Jan. to date |
| 8409916500 | Other piston for marine propulsion engines of power > 22.38 kw         | 135                            | 11 905                        | 5 067                      | 165 271                       |
| 8409916900 | Oth suitable for use with the egn of power > 22,38 kw for vs sl of he  | 6 728                          | 405 004                       | 87 163                     | 1 835 583                     |
| 8409917100 | Carburettors & parts there of other eng                                | 10 017                         | 110 538                       | 27 951                     | 1 580 578                     |
| 8409917200 | Cylinder blocks for other engine                                       | 350 997                        | 2 668 049                     | 289 363                    | 2 334 229                     |
| 8409917300 | Cyl liners for other engine with =>50 mm diameter <155 mm              | 22 040                         | 125 059                       | 109 273                    | 798 870                       |
| 8409917400 | Oth cyl liners for other engine  | 56 399                         | 543 237                       | 201 464                    | 1 399 887                     |
| 8409917500 | Cyl heads & head covers for other eng                                  | 2 719                          | 73 687                        | 24 317                     | 651 478                       |
| 8409917600 | Pistons for other engine with =>50 mm diameter <155 mm                 | 1 213                          | 7 806                         | 26 341                     | 87 570                        |
| 8409917700 | Oth pistons for other engine   | 538                            | 148 217                       | 24 401                     | 1 995 445                     |
| 8409917800 | Pistons rings & gudgeon pins for other engine                          | 4 136                          | 37 024                        | 37 458                     | 227 401                       |
| 8409917900 | Other parts for engines  | 596 465                        | 7 457 231                     | 1 654 248                  | 36 918 641                    |
| 8409991100 | Carburettors & parts there of for engine of machinery of head 8429     | 958                            | 16 828                        | 65 617                     | 396 078                       |
| 8409991200 | cylinder blocks for engine of machinery of heading 8429/8430           | 5 744                          | 186 348                       | 154 477                    | 4 179 990                     |
| 8409991300 | Cyl liners for eng mach head 8429/8430 with =>50 mm diameter <         | 185                            | 21 957                        | 1 257                      | 87 923                        |
| 8409991400 | Other cylinder liners for engine of machinery of head 8429/8430        | 6 071                          | 203 203                       | 213 089                    | 5 569 392                     |
| 8409991500 | Clinder head & head covers for engine of machinery of head 8429/       | 15 544                         | 267 705                       | 397 243                    | 6 917 844                     |
| 8409991600 | Pistons for eng mach of head 8429/8430 with =>50 mm diameter <         | 1 883                          | 8 482                         | 6 344                      | 89 031                        |
| 8409991700 | Other piston for engine of machinery of heading 8429/8430              | 14 844                         | 75 245                        | 63 158                     | 1 019 089                     |
| 8409991800 | Pistons rings & gudgeon pins for engine of machinery of head 8429      | 2 481                          | 23 759                        | 24 340                     | 439 054                       |
| 8409991900 | Other engine of machinery of heading 8429 or 8430                      | 51 432                         | 507 559                       | 430 115                    | 5 765 516                     |
| 8409992100 | Carburettors & parts there of for engine of vehicles of heading 8701   | 15 575                         | 85 288                        | 14 105                     | 111 471                       |
| 8409992200 | Cylinder blocks for engine of vehicles of heading 8701                 | 71 012                         | 387 945                       | 76 438                     | 642 656                       |
| 8409992300 | Cyl liners for engine of vehicles of with =>50 mm diameter <155 mi     | 398                            | 1 653                         | 13 386                     | 41 300                        |
| 8409992400 | Other cylinder liners for engines of vehicles of heading 8701          | 915                            | 20 916                        | 223                        | 209 277                       |
| 8409992500 | Cyl heads & head covers for engines of vehicles of heading 8701        | 320                            | 12 741                        | 14 301                     | 345 939                       |
| 8409992600 | Pistons for eng of vhl head 8701 with =>50 mm diameter <155 mm         | 73                             | 816                           | 2 581                      | 25 678                        |
| 8409992700 | Oth pistons for engines of vehicles of heading 8701                    | 82                             | 5 338                         | 2 745                      | 142 497                       |
| 8409992800 | Pistons rings & gudgeon pins for engines of vehicles of heading 87C    | 255                            | 615                           | 8 622                      | 26 749                        |
| 8409992900 | Other for engines of vehicles of heading 8701                          | 68 221                         | 393 689                       | 73 959                     | 601 220                       |
| 8409993100 | Carburettors & parts there of for engine of vehicles of heading 8711   | 0                              | 20 532                        | 0                          | 40 156                        |
| 8409993200 | Cylinder blocks; crank cases for engines of vehicles of heading 8701   | 32 885                         | 103 394                       | 287 952                    | 838 397                       |
| 8409993300 | Cylinder liners for engines of vehicles of heading 8711                | 0                              | 1 062                         | 0                          | 28 536                        |
| 8409993400 | Cyl heads & head covers for engines of vehicles of heading 8711        | 0                              | 159                           | 0                          | 6 330                         |
| 8409993500 | Pistons for engines of vehicles of heading 8711                        | 343                            | 7 127                         | 12 267                     | 105 871                       |
| 8409993600 | Pistons rings & gudgeon pins for engines of vehicles of heading 871    | 600                            | 7 442                         | 26 813                     | 661 968                       |
| 8409993900 | Other for engines of vehicles of heading 8711                          | 60 400                         | 587 837                       | 1 543 078                  | 15 890 366                    |
| 8409994100 | Carburettors & parts there of for engine of oth vehicles of chapter 8  | 492                            | 583 207                       | 748                        | 7 806 994                     |
| 8409994200 | Cylinder blocks; crank case for engines of oth vehicles of chapter 87  | 512 657                        | 6 940 777                     | 4 730 809                  | 86 473 717                    |
| 8409994300 | Cyl liners for eng of oth vhl of chap 87 with =>50 mm diameter <15     | 4 023                          | 65 904                        | 116 975                    | 1 169 410                     |
| 8409994400 | Other cylinder liners for engines of oth vehicles of heading 8701      | 10 573                         | 252 008                       | 40 006                     | 1 478 339                     |
| 8409994500 | Cyl heads & head covers for engines of oth vehicles of chapter 87      | 75 507                         | 1 836 235                     | 847 814                    | 22 330 125                    |
| 8409994600 | Pistons for eng of oth vhl chapter 87 with =>50 mm diameter <155       | 12 799                         | 164 538                       | 80 636                     | 1 613 977                     |
| 8409994700 | Other piston for engines of other vehicles of chapter 87               | 3 668                          | 286 924                       | 27 771                     | 1 637 271                     |
| 8409994800 | Pistons rings & gudgeon pins for engines of oth vehicles of chapter    | 13 900                         | 445 683                       | 139 291                    | 4 680 709                     |
| 8409994900 | Other for engines of other vehicles of chapter 87                      | 579 713                        | 10 281 105                    | 7 915 622                  | 136 811 271                   |
| 8409995100 | Cyl block crank case, marine propuls. eng, power <= 22.38 kw for vss   | 1 273                          | 4 425                         | 4 925                      | 29 098                        |
| 8409995200 | Cyl liners of power <= 22,38 kw of diamtr =>50 mm <155 mm for ves      | 0                              | 66                            | 0                          | 9 037                         |
| 8409995300 | Other cylinder liners for engines vss of chapter 89 wit power < 22,;   | 50                             | 21 858                        | 409                        | 82 976                        |
| 8409995400 | Pistons for vssls eng <= 22,38 kw of =>50 mm diamtr <= 155 mm of       | 61                             | 61                            | 121                        | 121                           |
| 8409995500 | Other piston for eng of vss of chap 89 with mar propul eng of pow      | 0                              | 5 382                         | 0                          | 110 211                       |
| 8409995900 | Oth. for vssls chapt. 89, marine propul eng of a power <= 22.38 kw, c  | 9 841                          | 60 062                        | 13 400                     | 282 435                       |
| 8409996100 | Cyl. block, crank case, marine propuls. eng, power >= 22.38 kw for vss | 242                            | 10 971                        | 9 724                      | 177 826                       |
| 8409996200 | Cyl liners for vssls eng >= 22,38 kw of =>50 mm diamtr <= 155 mm c     | 11 152                         | 98 361                        | 557 926                    | 3 391 478                     |
| 8409996300 | Other cylinder liners for marine propulsion engines of power > 22,;    | 5 532                          | 216 659                       | 25 023                     | 628 585                       |
| 8409996400 | Pistons for vssls eng >= 22,38 kw of =>50 mm diamtr <= 155 mm of       | 5 088                          | 154 279                       | 95 416                     | 2 949 578                     |
| 8409996500 | Other piston for marine propulsion engines of power > 22,38 kw         | 17 996                         | 203 659                       | 216 836                    | 1 191 999                     |
| 8409996900 | Other for marine propulsion engines of a power > 22,38 kw              | 364 122                        | 5 325 509                     | 2 204 522                  | 41 293 130                    |
| 8409997100 | Carburettors & parts there of for other engines                        | 13 734                         | 95 807                        | 24 214                     | 418 244                       |
| 8409997200 | Cylinder blocks for other engines                                      | 22 033                         | 131 879                       | 239 958                    | 2 795 428                     |
| 8409997300 | Cylinder liners for other engines with =>50 mm diamtr <= 155 mm        | 0                              | 4 950                         | 0                          | 7 137                         |
| 8409997400 | Other cylinder liners for other engines                                | 10 605                         | 178 180                       | 65 052                     | 1 770 260                     |
| 8409997500 | Cyl heads & head covers for other engine                               | 38 459                         | 201 470                       | 144 370                    | 2 905 487                     |
| 8409997600 | Pistons for other engines with =>50 mm diamtr <= 155 mm                | 457                            | 21 389                        | 22 347                     | 336 400                       |
| 8409997700 | Oth pistons for other engines  | 18 117                         | 225 705                       | 163 659                    | 3 556 252                     |
| 8409997800 | Pistons rings & gudgeon pins for other engines                         | 10 714                         | 78 174                        | 43 407                     | 565 621                       |
| 8409997900 | Other than for engines   | 760 832                        | 9 905 242                     | 4 737 319                  | 43 281 820                    |
| 8410110000 | Hydraulic turbine & water wheel of power <= 1,000 kw                   | 23 555                         | 326 791                       | 101 200                    | 1 914 136                     |
| 8410120000 | Hydraulic turbines and water wheels of >1,000 kw power < 10,000        | 12 358                         | 539 674                       | 185 000                    | 3 418 673                     |
| 8410130000 | Hydraulic turbines and water wheels of with a power exceeding 10       | 91                             | 25 938                        | 400                        | 371 277                       |
| 8410900000 | Parts, including regulators of hydraulic turbins and water wheels      | 49 736                         | 916 693                       | 493 361                    | 8 936 203                     |
| 8411110000 | Turbo-jets of a thrust not exceed 25 kn                                | 41 084                         | 650 976                       | 615 921                    | 8 342 568                     |



**I.3. IMPOR MENURUT KOMODITI / IMPORT BY HS COMMODITY**  
**\*\*\* NOVEMBER/NOVEMBER 2013 \*\*\***

| HS         | Uraian Komoditi<br>Commodity Description                              | Berat Bersih / Net Weight (Kg) |                               | Nilai / Value C.I.F (US\$) |                               |
|------------|---|--------------------------------|-------------------------------|----------------------------|-------------------------------|
|            |   | Bulan ini<br>Current Month     | Kumulatif<br>Cum.Jan. to date | Bulan ini<br>Current Month | Kumulatif<br>Cum.Jan. to date |
| 8411120000 | Turbo-jets of a thrust exceeding 25 kn                                | 282                            | 102 501                       | 22 648                     | 98 306 449                    |
| 8411210000 | Turbo-propellers of a powernot exceeding 1,100 kw                     | 3 035                          | 60 942                        | 130 381                    | 3 321 871                     |
| 8411220000 | Turbo-propellers of a powerexceeding 1,100 kw                         | 871                            | 33 131                        | 2 629 488                  | 7 745 084                     |
| 8411810000 | Other gas turbines of a powernot exceeding 5,000 kw                   | 0                              | 60 913                        | 0                          | 8 911 450                     |
| 8411820000 | Other gas turbines of a powerexceeding 5,000 kw                       | 96 866                         | 1 421 253                     | 9 001 389                  | 108 219 385                   |
| 8411910000 | Parts of turbo-jets/turbo-propellers                                  | 3 109                          | 36 417                        | 338 232                    | 3 179 849                     |
| 8411990000 | Oth Parts of turbo-jets/turbo-propellers                              | 359 934                        | 8 755 709                     | 43 592 202                 | 312 492 931                   |
| 8412100000 | Reaction engines oth than turbo-jets                                  | 1 086                          | 269 002                       | 10 315                     | 1 407 606                     |
| 8412210000 | Hydraulic power engines and motorswith linear acting (cylinders)      | 200 958                        | 2 712 465                     | 2 134 871                  | 29 329 045                    |
| 8412290000 | Hydraulic power engines and motorswith other linear acting (cylind    | 125 251                        | 2 123 115                     | 4 736 408                  | 38 291 316                    |
| 8412310000 | Pneumatic power engines andmotors with linear acting (cylinders)      | 9 382                          | 225 751                       | 326 743                    | 4 896 254                     |
| 8412390000 | Pneumatic power engines and motorswith other linear acting (cylind    | 10 665                         | 388 989                       | 290 441                    | 6 480 374                     |
| 8412800000 | Oth engines and motors  | 88 205                         | 1 055 127                     | 626 030                    | 10 784 444                    |
| 8412901000 | Parts of engines of subheading 8412.10                                | 0                              | 10 929                        | 0                          | 288 756                       |
| 8412909000 | oth parts of engines of subheading 841                                | 127 765                        | 2 263 972                     | 1 571 288                  | 30 720 286                    |
| 8413110000 | Pumps for dispensing fuel/lubricants ofthe type used in fill station, | 69 750                         | 576 480                       | 1 234 411                  | 9 233 307                     |
| 8413190000 | OthPumps for dispens fuel/lubricants ofthe type used in fill station  | 102 239                        | 1 612 602                     | 3 217 881                  | 29 711 334                    |
| 8413201000 | Water pump for hand pump,oth than those of subheading 8413.11         | 76 729                         | 708 949                       | 762 628                    | 2 972 598                     |
| 8413209000 | Oth Water pump for hand pump,oth than those of subheading 841         | 110 546                        | 867 906                       | 321 388                    | 5 984 636                     |
| 8413301200 | Recipro/rotary for water pumps/fuel ofkind eng of mtr vhl head 8      | 234 343                        | 3 017 502                     | 4 158 290                  | 50 132 831                    |
| 8413301900 | Reciprocating or rotary type for cooled pumps for intern combu        | 162 304                        | 2 427 736                     | 1 816 794                  | 28 013 492                    |
| 8413302100 | Centrifugal type for water pumps/fuel ofkind eng of mtr vhl head 8    | 157 228                        | 2 053 955                     | 2 201 507                  | 29 808 025                    |
| 8413302900 | Centrifugal type for cooling mediumpumps for intern combustion        | 16 045                         | 241 541                       | 813 121                    | 3 950 791                     |
| 8413309200 | Other water pumps or fuel pumps of kindused for eng of mtr vhl h      | 235 215                        | 4 347 676                     | 6 283 401                  | 136 230 203                   |
| 8413309900 | Other Cooling medium pumps for internalcombustion piston engir        | 315 455                        | 3 707 682                     | 6 838 193                  | 80 763 418                    |
| 8413400000 | Concrete pumps  | 30 502                         | 993 429                       | 263 656                    | 7 641 769                     |
| 8413503000 | Oth reciproc positif displacement pumps,of water pumps with flow      | 260 333                        | 2 444 964                     | 4 564 789                  | 13 735 232                    |
| 8413504000 | Oth reciproc (+) displmnt pumps,of waterpumps with >8000m/h fl        | 1 682                          | 179 903                       | 20 463                     | 2 408 987                     |
| 8413509000 | Oth reciproc positif displacement pumps,of water pumps with flow      | 78 800                         | 1 961 218                     | 1 733 089                  | 26 112 301                    |
| 8413603010 | Oth rotary positive displacement pumps,elctrlly operated with flow    | 29 604                         | 228 243                       | 516 811                    | 2 873 252                     |
| 8413603020 | Oth rotary positive displmnt pumps,notelctrlly operated with flow     | 48 605                         | 408 995                       | 100 458                    | 2 065 981                     |
| 8413604000 | Oth rotary (+) displmnt pumps,of waterpumps with>8000m/h flow         | 952                            | 40 596                        | 2 312                      | 338 166                       |
| 8413609000 | Oth rotary positive displacementpumps, with flow rate > 13000 m.      | 116 836                        | 1 968 968                     | 1 719 877                  | 29 527 058                    |
| 8413701100 | Oth Ctrfgl pumps:sgl stage,water pmp forbelt drvr /drct coupl with    | 47 535                         | 826 662                       | 385 719                    | 6 371 758                     |
| 8413701900 | Oth centrifugal pumps:single suctionhorizontal shaft water pumps      | 484 587                        | 3 339 871                     | 8 886 779                  | 45 489 955                    |
| 8413703100 | Submersible water pumps with an inletdiameter <= 200 mm               | 165 932                        | 1 671 061                     | 397 676                    | 6 090 472                     |
| 8413703900 | Submersible water pumps with an inletdiameter => 200 mm               | 71 031                         | 1 095 336                     | 1 286 622                  | 15 678 312                    |
| 8413704110 | Oth water pumps of flow rate<8000m/h ofwith diamtr>200 mm of          | 346 977                        | 3 700 642                     | 1 128 954                  | 13 597 383                    |
| 8413704120 | Oth water pumps of flow rate<8000m/h ofwith diamtr>200 mm of          | 22 966                         | 1 750 695                     | 65 353                     | 12 643 612                    |
| 8413704900 | Oth water pumps of flow rate<8000m/hwith inlet diameter > 200 m       | 63 662                         | 1 106 494                     | 543 997                    | 9 310 581                     |
| 8413705100 | Oth water pumps with > 8000 m/h flowrate <= 13000 m/h of dian         | 2 228                          | 15 533                        | 2 046                      | 384 531                       |
| 8413705900 | Oth water pumps with flow rate>13000 m/hwith an inlet diameter        | 79 891                         | 267 005                       | 1 885 677                  | 5 369 291                     |
| 8413709100 | Oth pumps with shafts common with theprime mover of an inlet d        | 27 565                         | 100 281                       | 635 462                    | 1 523 124                     |
| 8413709900 | Oth pumps with shafts common with theprime mover of an inlet d        | 303 338                        | 4 696 275                     | 5 449 428                  | 63 669 811                    |
| 8413811110 | Water pump with flow rate <= 8000 m/hwith electrically operated       | 96 673                         | 1 118 844                     | 486 112                    | 5 290 606                     |
| 8413811120 | Water pump with flow rate <= 8000 m/hwith not electrically oper       | 265 462                        | 4 396 491                     | 450 932                    | 8 076 322                     |
| 8413811200 | Water pump with > 8000 m/hflow rate <= 13000 m/h                      | 18 759                         | 1 013 147                     | 190 453                    | 4 507 659                     |
| 8413811900 | Water pump with flow rate >= 13000 m/h                                | 200 871                        | 4 531 815                     | 4 341 954                  | 56 740 874                    |
| 8413820010 | Liquid elevators with electricallyoperated                            | 339 535                        | 1 826 204                     | 1 877 396                  | 12 686 783                    |
| 8413820020 | Liquid elevators with not electricallyoperated                        | 16 469                         | 850 807                       | 1 182 821                  | 19 544 806                    |
| 8413911000 | Part of pumps subheading 8413.20.10                                   | 803 655                        | 7 312 389                     | 422 447                    | 5 551 020                     |
| 8413912000 | Part of pumps subheading 8413.20.90                                   | 4 356                          | 310 528                       | 175 729                    | 2 768 918                     |
| 8413913000 | Part of pumps subheading8413.70.11 and 8413.70.19                     | 94 293                         | 686 503                       | 721 284                    | 5 339 099                     |
| 8413914000 | Part of other centrifugal pumps                                       | 1 099 595                      | 7 623 143                     | 5 853 434                  | 45 328 808                    |
| 8413919000 | Part of other pumps   | 1 091 865                      | 13 670 321                    | 7 723 372                  | 120 338 978                   |
| 8413920000 | Part of liquid elevators  | 475                            | 872 025                       | 30 033                     | 7 849 057                     |
| 8414100000 | Vakum pumps   | 87 831                         | 1 370 123                     | 1 362 016                  | 18 813 132                    |
| 8414201000 | Hand or foot operated air pumps;for bicycle pumps                     | 145 315                        | 1 240 978                     | 127 458                    | 1 533 365                     |
| 8414209000 | Other Hand or foot operated air pumps                                 | 249 083                        | 2 115 728                     | 402 502                    | 23 611 007                    |
| 8414302000 | Compressors of kind used in refrigeratequipment for automotive A      | 174 209                        | 1 269 307                     | 1 656 465                  | 17 585 502                    |
| 8414303000 | Compressors of kind used in refrigeratequipment oth of seal unit fi   | 36 413                         | 335 828                       | 117 110                    | 2 412 343                     |
| 8414304000 | Compr kind refrgrt eqp oth with cap refr>21.10 kw or displacmnt p     | 499 470                        | 8 929 991                     | 2 219 247                  | 40 228 707                    |
| 8414309000 | Compr kind refrgrt eqp oth with cap refr<21.10 kw or displacmnt p     | 4 216 142                      | 45 873 788                    | 22 712 799                 | 242 832 215                   |
| 8414400000 | Air compressors mounted ona wheeled chasis for lowing                 | 662 113                        | 6 843 864                     | 2 557 257                  | 30 771 947                    |
| 8414511000 | Table fans and box fans   | 3 339                          | 363 804                       | 45 699                     | 1 951 894                     |
| 8414519100 | Fans with protective screen   | 61 874                         | 511 627                       | 246 898                    | 2 243 801                     |
| 8414519900 | Other fans with protective screen                                     | 11 901                         | 218 791                       | 96 294                     | 2 197 576                     |
| 8414592000 | Explosion-proof air fans of kind used inunderground mining with c     | 533                            | 28 759                        | 24 522                     | 399 938                       |
| 8414593000 | Blower with capacity < 125 kw   | 133 360                        | 1 955 707                     | 647 074                    | 12 929 797                    |
| 8414594100 | Fans of a capacity <125 kw withprotective screen                      | 0                              | 4 200                         | 0                          | 21 150                        |
| 8414594900 | Oth fans of a capacity <125 kw withprotective screen                  | 40 770                         | 183 688                       | 525 191                    | 3 274 682                     |

**I.3. IMPOR MENURUT KOMODITI / IMPORT BY HS COMMODITY**  
**\*\*\* NOVEMBER/NOVEMBER 2013 \*\*\***

| HS         | Uraian Komoditi<br>Commodity Description                                    | Berat Bersih / Net Weight (Kg) |                               | Nilai / Value C.I.F (US\$) |                               |
|------------|---|--------------------------------|-------------------------------|----------------------------|-------------------------------|
|            |   | Bulan ini<br>Current Month     | Kumulatif<br>Cum.Jan. to date | Bulan ini<br>Current Month | Kumulatif<br>Cum.Jan. to date |
| 8414595000 | Fans window with blowers  | 330 457                        | 1 957 134                     | 1 914 448                  | 19 075 349                    |
| 8414599100 | Fans floor with protective screen   | 410                            | 18 489                        | 24 165                     | 184 185                       |
| 8414599900 | Oth fans floor with protective screen                                       | 106 810                        | 3 175 268                     | 1 389 632                  | 29 524 793                    |
| 8414601100 | Hoods have max horizon side<120 cm,fitwith a filter for laminar a           | 50 357                         | 586 898                       | 231 536                    | 2 863 293                     |
| 8414601900 | Hood have max horiz side<120 cm,oth fittwith a filter for laminar z         | 5 574                          | 263 462                       | 29 346                     | 2 287 113                     |
| 8414609100 | Hoods having maximum horizontal side<120 cm, to suitable for inc            | 4 279                          | 68 767                        | 75 652                     | 616 926                       |
| 8414609900 | Hoods having maximum horizontal side<120 cm,oth suitable for in             | 30 561                         | 228 074                       | 161 730                    | 963 816                       |
| 8414801300 | Hoods have max horizon side>120 cm,fitwith a filter for laminar a           | 9 250                          | 136 765                       | 180 813                    | 3 906 244                     |
| 8414801400 | Hood have max horizon side<120 cm,fitwith a filter for laminar aii          | 393 650                        | 1 239 058                     | 21 998 635                 | 35 526 520                    |
| 8414801500 | Hoods have max horizontal side>120 cm,no fitt with filter suitable          | 71 395                         | 496 823                       | 525 320                    | 3 742 188                     |
| 8414801900 | Hoods have max horizontal side>120 cm,no fitt with filter,not suit          | 537                            | 37 276                        | 18 491                     | 393 912                       |
| 8414803000 | Hoods have max horizon side<120 cm offree piston generators for             | 24 790                         | 1 047 628                     | 584 298                    | 38 104 864                    |
| 8414804100 | Gas compr modul for use in oil drill oththan those of subhd 84143t          | 18 150                         | 2 050 912                     | 558 814                    | 47 199 892                    |
| 8414804900 | oth Gas compr modul for use in oil drillth than those of subhd 84           | 625 302                        | 5 539 311                     | 42 450 888                 | 118 653 613                   |
| 8414805000 | Hoods having maximum horizontalside < 120 cm for air pumps                  | 65 691                         | 628 532                       | 353 078                    | 4 992 811                     |
| 8414809000 | Hoods having maximum horizontalside > 120 cm for air pumps                  | 784 570                        | 5 390 903                     | 19 830 275                 | 77 723 108                    |
| 8414901300 | Parts of pumps or compressors forgoods of subheading 8414.10                | 45 507                         | 962 098                       | 771 990                    | 5 334 794                     |
| 8414901400 | Parts of pumps or compressors forgoods of subheading 8414.20                | 4 553                          | 29 077                        | 8 312                      | 309 230                       |
| 8414901500 | Parts of pumps or compressors forgoods of subheading 8414.30                | 187 476                        | 2 337 923                     | 4 505 383                  | 53 747 252                    |
| 8414901600 | Parts of pumps or compressors forgoods of subheading 8414.40                | 156 913                        | 1 516 686                     | 273 580                    | 3 526 559                     |
| 8414901900 | Oth parts of pumps or compressors forgoods of subheading 8414.              | 888 412                        | 11 543 992                    | 5 729 317                  | 72 433 624                    |
| 8414902100 | Part of kind for fans suitable use ingoods of heading 8415, 8418, 8         | 88 986                         | 779 512                       | 327 290                    | 3 071 110                     |
| 8414902900 | Oth part of kind for fan suitable use ingoods of heading 8415, 8418         | 819 356                        | 11 139 954                    | 1 665 806                  | 22 954 345                    |
| 8414903100 | Hoods for goods of subheading 8414.60                                       | 557                            | 40 859                        | 3 345                      | 296 181                       |
| 8414903200 | Hoods for goods of subheading 8414.80                                       | 45 732                         | 719 619                       | 468 956                    | 8 115 834                     |
| 8415101000 | AC mach, windows/wall types self-containeror "split system" & out p         | 5 470 253                      | 70 157 888                    | 32 483 300                 | 418 736 167                   |
| 8415109000 | AC mach, windows/wall types self-containeror "split system" & out p         | 104 970                        | 1 327 200                     | 961 663                    | 9 958 478                     |
| 8415201000 | AC machine of a kind used for persons,in motor vehicles an out pu           | 2 910                          | 91 241                        | 15 000                     | 311 854                       |
| 8415209000 | AC machine of a kind used for persons,in motor vehicles an out pu           | 2 914                          | 160 969                       | 15 081                     | 545 577                       |
| 8415811100 | Inc.refri, reversible heat pump, used in aircraft of an output <= 21.1t     | 44                             | 82 205                        | 857                        | 847 692                       |
| 8415811200 | Inc.refri, revers heat pump, use in aircraft oput>21.10kw, air flow>67      | 3                              | 53 487                        | 638                        | 759 294                       |
| 8415811900 | Inc.refri, revers heat pump, use in aircraft oput>21.10kw, air flow<67      | 30 018                         | 353 553                       | 381 374                    | 3 147 402                     |
| 8415812900 | Inc.refri, revers heat pump, use in railway rolling stock an output>2t      | 0                              | 110 420                       | 0                          | 883 141                       |
| 8415813100 | Inc.refri, revers heat pump u in vhl oththose of subhd 8415, 20 outp        | 274                            | 16 298                        | 6 713                      | 161 709                       |
| 8415813900 | Inc.refri, revers heat pump u in vhl oththose of subhd 8415, 20 outp        | 79 453                         | 151 680                       | 962 055                    | 1 474 316                     |
| 8415819100 | Refri, revrs heat pump, oth, use arcrf, railroad, output>21.10kw, airfl>    | 12 898                         | 108 005                       | 100 899                    | 894 389                       |
| 8415819300 | Refri, revrs heat pump, oth, use arcrf, railroad, output<21.10kw            | 0                              | 7 038                         | 0                          | 68 178                        |
| 8415819400 | Refri, revrs heat pump, oth, use arcrf, railroad, output<21.10kw but<       | 0                              | 33 894                        | 0                          | 169 434                       |
| 8415819900 | Refri, revrs heat pump, oth, use arcrf, railroad, output>21.10kw but>       | 19 899                         | 581 799                       | 282 338                    | 4 267 596                     |
| 8415821100 | Oth, incorp a refri unit of use aircraft, output>21.10kw, each evapat       | 1 440                          | 12 571                        | 10 800                     | 68 105                        |
| 8415821900 | Oth, incorp a refri unit of use aircraft, output<21.10kw, each evapat       | 37 276                         | 181 668                       | 342 950                    | 1 785 022                     |
| 8415822100 | Oth, incorporat refri unit of a kind used in railway roll stock outnpu      | 0                              | 59 336                        | 0                          | 642 784                       |
| 8415822900 | Oth, incorporat refri unit of a kind used in railway roll stock outnpu      | 1 663                          | 19 508                        | 28 258                     | 146 892                       |
| 8415823100 | Oth, incorporat. a refri use in road vhcle oth. those subhd8415.20 ot       | 82                             | 456                           | 2 500                      | 9 139                         |
| 8415823900 | Oth, incorporat. a refri use in road vhcle oth. those subhd8415.20 ot       | 3 842                          | 73 400                        | 34 619                     | 839 246                       |
| 8415829100 | Oth, incorporat. refri unit oth. used in arcrft, railway, rd vhl an output< | 447 499                        | 1 910 197                     | 3 286 315                  | 17 772 850                    |
| 8415829900 | Oth, incorporat. refri unit oth. used in arcrft, railway, rd vhl an output> | 60 455                         | 1 168 292                     | 415 825                    | 13 773 781                    |
| 8415831100 | Not incorp a refri unit of used in aircraft, output>21.10kw, airflw>67      | 0                              | 18 951                        | 0                          | 277 383                       |
| 8415831900 | Not incorp a refri unit of used in aircraft, output<21.10kw, airflw<67      | 6 503                          | 570 082                       | 94 211                     | 2 857 519                     |
| 8415832900 | Not incorporating a refrigrating unitof used in aircraft with output:       | 419                            | 6 374                         | 2 679                      | 39 005                        |
| 8415833900 | Not inc. a refri unit of kind used in rdvhl oth. those subhd8415.20 c       | 0                              | 4 800                         | 0                          | 87 310                        |
| 8415839100 | Not inc. a refri unit of kind Non usedaircrf, railway, vhl an out put <     | 180 068                        | 1 821 446                     | 656 877                    | 6 995 009                     |
| 8415839900 | Not inc. a refri unit of kind Non usedaircrf, railway, vhl an out put >     | 222 874                        | 1 643 423                     | 1 548 469                  | 12 531 699                    |
| 8415901300 | Parts AC machines of kind used in aircrf, railway with an output < 21       | 1 494                          | 15 017                        | 19 132                     | 335 933                       |
| 8415901400 | Parts AC mach with an output <21,10 kwof evapor/condensers for              | 258 875                        | 2 685 316                     | 3 535 245                  | 36 968 438                    |
| 8415901910 | Parts AC mach with an output <21,10 kwof chasis or cabinets, welc           | 114 298                        | 1 092 616                     | 335 633                    | 3 361 760                     |
| 8415901990 | Parts AC mach with an output <21,10 kwoth than of chasis / cabin:           | 549 666                        | 5 720 034                     | 5 010 430                  | 49 794 288                    |
| 8415902400 | Parts of mach with>21,10kw otput<26,38kw with evap<67,96 m/n                | 1                              | 47                            | 105                        | 504                           |
| 8415902500 | Parts of mach with>21,10kw otput<26,38kw with evap<67,96 m/n                | 32 335                         | 521 420                       | 272 434                    | 3 815 164                     |
| 8415902600 | Parts of mach with>21,10kw otput<26,38kwof kind used in aircrf/r            | 1 366                          | 78 653                        | 14 395                     | 341 318                       |
| 8415902900 | Parts of mach with>21,10kw otput<26,38kwof kind used in motor               | 11 165                         | 732 370                       | 80 898                     | 2 352 778                     |
| 8415903500 | Part mach with>26,38 kw output<52,75 kwwith evap>67,96 m/m                  | 17 957                         | 57 688                        | 176 620                    | 760 240                       |
| 8415903900 | Part mach with>26,38 kw output<52,75 kwwith evap<67,96 m/m                  | 1 118                          | 48 872                        | 8 601                      | 264 901                       |
| 8415904400 | Parts of mach with an output > 52,75 kwwith evapor > 67,96 m/m              | 0                              | 221                           | 0                          | 5 883                         |
| 8415904500 | Parts of mach with an output > 52,75 kwwith evapor > 67,96 m/m              | 55 039                         | 607 239                       | 1 100 504                  | 12 402 150                    |
| 8415904600 | Parts of mach with an output < 52,75 kwwith evapor > 67,96 m/m              | 48 326                         | 48 326                        | 15 000                     | 15 000                        |
| 8415904900 | Parts of mach with an output < 52,75 kwwith evapor > 67,96 m/m              | 236 398                        | 2 568 885                     | 1 984 227                  | 25 098 896                    |
| 8416100000 | Furnace burners for liquid fuel   | 3 579                          | 790 846                       | 114 177                    | 10 951 754                    |
| 8416200000 | Other furnace burners, including combination burners                        | 1 049 902                      | 4 141 261                     | 5 626 650                  | 38 634 883                    |
| 8416300000 | Mechanical stokers, including their mech grate, mech ash discharg           | 735                            | 590 096                       | 7 204                      | 2 290 483                     |
| 8416900000 | Parts of furnaces burners for liquid orsolid or gas fuel, mechanical        | 108 556                        | 16 135 580                    | 968 134                    | 80 298 580                    |

**I.3. IMPOR MENURUT KOMODITI / IMPORT BY HS COMMODITY**  
**\*\*\* NOVEMBER/NOVEMBER 2013 \*\*\***

| HS         | Uraian Komoditi<br>Commodity Description                              | Berat Bersih / Net Weight (Kg) |                               | Nilai / Value C.I.F (US\$) |                               |
|------------|---|--------------------------------|-------------------------------|----------------------------|-------------------------------|
|            |   | Bulan ini<br>Current Month     | Kumulatif<br>Cum.Jan. to date | Bulan ini<br>Current Month | Kumulatif<br>Cum.Jan. to date |
| 8417100000 | Furnace&oven for the roast,melt/oth heattreat,of ores,pyrite met:     | 65 427                         | 2 390 681                     | 489 490                    | 32 596 239                    |
| 8417200000 | Bakery ovens,including biskuit ovens                                  | 245 909                        | 1 755 656                     | 5 543 358                  | 19 100 437                    |
| 8417800000 | Incinerators, non-electric  | 730 990                        | 6 139 541                     | 7 419 985                  | 44 221 731                    |
| 8417900000 | Part of industrial/laboratory furnaces &oven,including incinerators   | 801 675                        | 7 266 732                     | 2 252 556                  | 53 566 329                    |
| 8418101010 | Refri-frez,fitt with separate externaldoor;household type with< 23    | 171 396                        | 1 553 009                     | 608 001                    | 5 932 276                     |
| 8418101090 | Refri-frez,fitt with separate externaldoor;household type with> 23    | 1 086 586                      | 9 056 593                     | 4 442 981                  | 40 579 876                    |
| 8418109000 | Refri-frez,fitt with separate externaldoor, industri type             | 189 064                        | 1 757 986                     | 1 001 989                  | 9 604 828                     |
| 8418210010 | Refrigerator,household type withcompression type of capacity < 2      | 114 873                        | 504 556                       | 551 801                    | 2 346 219                     |
| 8418210090 | Refrigerator,household type withcompression type of capacity > 2      | 19 611                         | 397 759                       | 130 608                    | 2 457 963                     |
| 8418509010 | Refrigerator,household type oth thancompress type of capacity<=:      | 3 366                          | 187 330                       | 26 742                     | 988 790                       |
| 8418290090 | Refrigerator,household type oth thancompres type of capacity > 2      | 13 034                         | 52 889                        | 115 147                    | 314 883                       |
| 8418301000 | Freezer of the chest type,not exceed 200 i capacity                   | 160 772                        | 1 087 179                     | 466 115                    | 3 484 845                     |
| 8418309000 | Freezer of the chest type,not exceed 800 i capacity                   | 318 706                        | 2 970 202                     | 1 194 776                  | 11 691 764                    |
| 8418401000 | Freezer of the upright type,not exceed 200 i capacity                 | 67 783                         | 391 767                       | 259 134                    | 1 479 946                     |
| 8418409000 | Freezer of the upright type,not exceed 900 i capacity                 | 4 440                          | 123 882                       | 12 371                     | 1 248 366                     |
| 8418501100 | Refri chambers, capacity>200 l of kindsuitable for medical,surgical.  | 7 378                          | 49 139                        | 260 937                    | 642 626                       |
| 8418501900 | Oth Refri chambers, capcty>200 l of kindsuitable for medical,surgic   | 285 719                        | 5 664 922                     | 1 411 494                  | 27 818 871                    |
| 8418509100 | Refri chambers, capacity<200 l of kindsuitable for medical,surgical.  | 68 881                         | 850 327                       | 324 918                    | 4 331 600                     |
| 8418509900 | Refrigerating equipment,capacity <=200 l not for medical, surgical    | 584 347                        | 8 530 295                     | 3 433 477                  | 41 408 205                    |
| 8418610000 | Heat pump oth than ACmachines of heading 84.15                        | 62 780                         | 979 684                       | 449 867                    | 6 045 970                     |
| 8418691000 | Beverage coolers equipment;heat pumps                                 | 20 684                         | 1 108 229                     | 353 629                    | 8 950 614                     |
| 8418693000 | Drinking water coolers equipment;heatpumps                            | 34 047                         | 92 294                        | 186 215                    | 787 838                       |
| 8418694100 | Water chillers cap>21.10 kw for AC with a refrigerating equip;hea     | 273 554                        | 1 972 171                     | 2 242 619                  | 19 095 324                    |
| 8418694900 | Water chillers cap>21.10 kw not for AC machine with a refrigeratir    | 144 195                        | 1 544 723                     | 2 050 669                  | 17 072 631                    |
| 8418695000 | Scale ice-maker units equipment;heat pumps                            | 6 615                          | 451 063                       | 152 582                    | 4 406 382                     |
| 8418699000 | Oth refrigrt/freez equip,oth than heat pump oth than air condition    | 370 098                        | 3 857 445                     | 6 218 555                  | 36 582 649                    |
| 8418910000 | Part for good,sub 8418.(10,21,29,30,40),furniture to refri/freez      | 27 918                         | 1 324 763                     | 285 042                    | 11 939 630                    |
| 8418991000 | Evaporators and condensers  | 503 692                        | 6 347 854                     | 2 399 070                  | 29 276 274                    |
| 8418994000 | Aluminium rollbonds for sub 8418.10.10,8418.21, 8418.22 and 84        | 75 259                         | 499 939                       | 368 293                    | 3 104 059                     |
| 8418999010 | Cabinets and doors, welded/painted                                    | 580 026                        | 7 832 530                     | 921 239                    | 12 767 179                    |
| 8418999090 | Oth part refrig & freezers equipment electric/oth                     | 732 211                        | 10 861 101                    | 2 417 446                  | 32 564 091                    |
| 8419111000 | Instant gas water heaters,for householdtype, non electric             | 39 502                         | 392 934                       | 405 075                    | 4 023 246                     |
| 8419119000 | Instant gas water heaters,not forhousehold type, non electric         | 6 361                          | 108 811                       | 109 271                    | 1 437 938                     |
| 8419191000 | Instant water heaters oth than gas ,for household type, non elect     | 10 749                         | 187 589                       | 32 255                     | 584 470                       |
| 8419199000 | Instant water heaters oth than gas ,not for household type, non e     | 7 800                          | 118 651                       | 71 600                     | 1 207 968                     |
| 8419200000 | Instant water heaters, non electric forMedical,surgical/laboratory    | 59 915                         | 278 652                       | 1 833 968                  | 7 922 621                     |
| 8419311010 | Evaporators,dryers for agriculture products, electrically operated    | 69 066                         | 509 941                       | 226 579                    | 5 571 698                     |
| 8419311090 | Oth.than evaporators,dryers for agriproducts, electrically operatec   | 146 267                        | 2 049 276                     | 3 892 935                  | 25 738 099                    |
| 8419312000 | Dryers for agriculture products, nonelectrically operated             | 0                              | 254 440                       | 0                          | 1 395 634                     |
| 8419321000 | Dryers for wood, paper pulp, paper/paperboard, electrically opera     | 650 040                        | 4 662 788                     | 5 989 716                  | 64 686 908                    |
| 8419322000 | Dryers for wood, paper pulp, paper/paperboard, non electrically o     | 0                              | 33 889                        | 0                          | 130 483                       |
| 8419391100 | Dryers machine electrically operated, for manufacture PCB             | 24 109                         | 290 679                       | 189 719                    | 6 866 705                     |
| 8419391900 | Other dryers machine electrically operated                            | 419 616                        | 6 303 001                     | 12 780 811                 | 72 401 904                    |
| 8419392000 | Other dryers machine not electrically operated                        | 65 300                         | 1 912 203                     | 2 018 179                  | 2 752 330                     |
| 8419401000 | Distilling/rectifying plant electrically operated                     | 186 232                        | 2 571 863                     | 5 424 398                  | 84 490 901                    |
| 8419402000 | Distilling/rectifying plant not electrically operated                 | 89 127                         | 903 859                       | 1 035 599                  | 6 973 952                     |
| 8419501000 | Heat exchange units for Cooling towers                                | 251 092                        | 3 619 762                     | 1 870 005                  | 28 392 343                    |
| 8419509010 | Condensers for air conditionersfor motor vehicles                     | 19 216                         | 625 270                       | 198 973                    | 11 143 295                    |
| 8419509020 | Oth condensers for air conditioners                                   | 23 903                         | 1 266 358                     | 366 592                    | 11 646 067                    |
| 8419509030 | Oth condensers electrically operated                                  | 934 513                        | 3 653 932                     | 9 381 035                  | 36 585 466                    |
| 8419509040 | Oth condensers not electrically operated                              | 644 552                        | 5 021 068                     | 5 065 673                  | 56 669 238                    |
| 8419601000 | Machinery for liquefying air or othgases electrically operated        | 163 595                        | 3 428 129                     | 5 896 103                  | 67 069 473                    |
| 8419602000 | Machinery for liquefying air or othgases not electrically operated    | 5                              | 555 725                       | 143                        | 5 730 719                     |
| 8419811000 | Oth.mach,plant&equip for make hot drink/for cook/heat food, ele       | 76 180                         | 747 393                       | 1 993 044                  | 13 110 538                    |
| 8419812000 | Oth.mach,plant&equip for make hot drink/for cook/heat food,not        | 42 504                         | 454 810                       | 171 470                    | 4 051 241                     |
| 8419891300 | Machinery by a proces involving heat for manufacture of PCB/PWF       | 85 823                         | 695 726                       | 454 502                    | 4 441 591                     |
| 8419891900 | Oth mach for making hot drinks/for cooking/heating food,electric      | 1 322 181                      | 10 739 424                    | 17 107 472                 | 103 197 084                   |
| 8419892000 | Oth mach for making hot drinks/for cooking/heating food,not elec      | 1 404 078                      | 2 828 815                     | 20 080 095                 | 26 996 984                    |
| 8419901200 | Part machin for the treatment by procesinvolve heat,for manufact      | 287 125                        | 1 478 240                     | 2 607 314                  | 17 613 164                    |
| 8419901300 | Parts of electrcally operated , casingfor cooling towers              | 543                            | 77 576                        | 1 856                      | 1 615 939                     |
| 8419901900 | Parts, oth machinic electrically operated                             | 290 455                        | 4 555 908                     | 3 785 581                  | 45 977 275                    |
| 8419902100 | Part machine,non-electric op,for treatby proces involve heat ,hous    | 11 418                         | 86 954                        | 39 990                     | 314 334                       |
| 8419902900 | Part machine,non-electric op,for treatby proces involve heat ,not f   | 111 518                        | 1 527 331                     | 1 019 342                  | 17 403 798                    |
| 8420101000 | Apprt.for the appl dry film/liquid photo resist.soldering paste, adh  | 6 732                          | 271 777                       | 5 611                      | 2 639 962                     |
| 8420102000 | Oth Roller for ironing or wringers machsuitable for domestic use      | 0                              | 5 054                         | 0                          | 23 817                        |
| 8420109000 | Oth calendering/oth rolling machine                                   | 44 309                         | 435 428                       | 286 946                    | 5 084 488                     |
| 8420911000 | Cylinders, parts of apparatus for theappl of dry film,liquid photo re | 956                            | 3 789                         | 22 691                     | 135 081                       |
| 8420919000 | Cylinders, parts for oth calendering/oth rolling machine              | 47 614                         | 112 415                       | 491 022                    | 1 932 499                     |
| 8420991000 | Oth parts of apparatus for the applic of dry film,liquid photo resist | 163                            | 14 752                        | 24 183                     | 1 083 010                     |
| 8420999000 | Oth parts for calendering/oth rolling machines                        | 1 941                          | 29 946                        | 32 820                     | 517 353                       |
| 8421110000 | Centrifuges,including centrifugal dryers for cream separators         | 11                             | 44 258                        | 60                         | 1 120 329                     |

**I.3. IMPOR MENURUT KOMODITI / IMPORT BY HS COMMODITY**  
**\*\*\* NOVEMBER/NOVEMBER 2013 \*\*\***

| HS         | Uraian Komoditi<br>Commodity Description                               | Berat Bersih / Net Weight (Kg) |                               | Nilai / Value C.I.F (US\$) |                               |
|------------|--|--------------------------------|-------------------------------|----------------------------|-------------------------------|
|            |  | Bulan ini<br>Current Month     | Kumulatif<br>Cum.Jan. to date | Bulan ini<br>Current Month | Kumulatif<br>Cum.Jan. to date |
| 8421120010 | Centrifuges,including centrifugal dryers for cloth dryers cap<30 l     | 267                            | 58 836                        | 2 876                      | 500 868                       |
| 8421120020 | Centrifuges,including centrifugal dryers for cloth dryers cap>30 l     | 3 166                          | 37 491                        | 33 754                     | 277 414                       |
| 8421191000 | Centrifuges,including centrifugal dryers for sugar manufacture         | 16 065                         | 693 953                       | 257 190                    | 6 439 399                     |
| 8421199000 | Oth centrifuges,including centrifugal dryers                           | 17 791                         | 629 687                       | 456 279                    | 13 051 289                    |
| 8421211100 | Filtering/purifying water machine & app for domestic use of a cap      | 93 803                         | 1 256 584                     | 688 079                    | 7 539 534                     |
| 8421211900 | Oth filtering/purifying water machin& app of a capacity <= 500 l/l     | 256 459                        | 3 019 979                     | 3 581 425                  | 35 950 200                    |
| 8421212200 | Filtering/purifying water machine & app,electrically operated of a     | 153 255                        | 2 594 160                     | 3 324 352                  | 28 999 041                    |
| 8421212300 | Filtering/purifying water machine & app,non electric operated of a     | 38 072                         | 1 216 987                     | 784 866                    | 10 554 596                    |
| 8421223000 | For filter/purify beverages oth thanwater, electric operated of a ca   | 3 794                          | 45 684                        | 104 055                    | 925 808                       |
| 8421229000 | For filter/purify beverages oth than water of a capacity <= 500 l/hr   | 8 235                          | 227 002                       | 497 899                    | 4 989 414                     |
| 8421231100 | Oil filters for internal combustionengines machinery pos 8429 or f     | 54 741                         | 748 394                       | 790 726                    | 9 582 433                     |
| 8421231900 | Petrol filters for internal combustionengines machinery pos 8429       | 61 104                         | 1 570 095                     | 881 161                    | 17 274 418                    |
| 8421232100 | Oil filters for motor vehicles ofchapter 87                            | 108 925                        | 1 440 557                     | 1 204 685                  | 17 576 908                    |
| 8421232900 | Petrol filters for motor vehicles ofchapter 87                         | 124 985                        | 1 392 823                     | 1 620 930                  | 12 684 157                    |
| 8421239100 | Oil filters for internal combustionengines machinery pos 8429 or f     | 37 436                         | 586 804                       | 607 675                    | 5 759 071                     |
| 8421239900 | Petrol filters for internal combustionengines machinery pos 8429       | 86 473                         | 995 944                       | 1 124 060                  | 15 999 453                    |
| 8421291000 | Filter/purify mach&appa for liquid of akind used for medical, surgik   | 14 895                         | 164 476                       | 259 211                    | 4 113 759                     |
| 8421292000 | Filter/purify mach&apparatus for liquidof a kind used for sugar ma     | 906 103                        | 2 016 549                     | 7 455 888                  | 24 710 162                    |
| 8421293000 | Filter/purify mach&apparatus for liquidof a kind used in oil drill op  | 57 471                         | 717 660                       | 673 750                    | 9 702 701                     |
| 8421294000 | Filter/purify mach&apparatus for petrolfilters                         | 8 440                          | 69 956                        | 151 161                    | 960 189                       |
| 8421295000 | Filter/purify mach&apparatus for oil filters                           | 30 823                         | 388 131                       | 479 484                    | 4 781 871                     |
| 8421299000 | Oth filtering machinery & apparatus forliquids not electrically oper   | 470 316                        | 7 620 053                     | 11 347 456                 | 91 045 969                    |
| 8421311000 | Intake air filters for inter combustionengines for machine chapter     | 18 163                         | 474 917                       | 425 648                    | 4 611 768                     |
| 8421312000 | Intake air filters for inter combustionengines for motor vehicles of   | 78 866                         | 1 052 788                     | 1 401 248                  | 20 470 460                    |
| 8421319000 | Oth intake air filters for internalcombustion engines                  | 122 563                        | 1 380 571                     | 2 483 834                  | 19 169 047                    |
| 8421392000 | Air purifiers  | 274 235                        | 2 580 433                     | 5 712 967                  | 45 838 969                    |
| 8421399000 | Filtering machines&apparatus for gases                                 | 680 307                        | 12 454 166                    | 11 928 811                 | 133 222 551                   |
| 8421911000 | Parts of goods of subheading 8421.12, of centrifuges,includ centrif    | 1 423                          | 30 424                        | 33 185                     | 782 079                       |
| 8421912000 | Parts of goods of subheading 8421.19.10of centrifuges,includ cent      | 187                            | 10 356                        | 9 037                      | 392 823                       |
| 8421919000 | Parts of subhd 8421.11.00/8421.19.90 ofcentrifuges,includ centrif      | 9 648                          | 161 169                       | 199 346                    | 5 839 422                     |
| 8421992000 | Parts filter cartridges of filter,subhd8421.23                         | 76 738                         | 796 695                       | 1 184 811                  | 21 451 083                    |
| 8421993000 | Parts of goods of subheading 8421.31                                   | 73 755                         | 661 469                       | 901 114                    | 9 871 953                     |
| 8421999100 | Oth parts of goods of subheading8421.29.20                             | 2 675                          | 26 252                        | 44 706                     | 785 711                       |
| 8421999400 | Oth parts of goods of subheading 8421.21.11/8421.21.21                 | 98 559                         | 866 703                       | 318 696                    | 3 537 206                     |
| 8421999500 | Oth part of subhd 8421.31,8421.23.11,8421.23.19,8421.23.91/842         | 5 666                          | 126 726                       | 66 719                     | 1 735 959                     |
| 8421999900 | Oth parts of goods of subheading8421.21.11/8421.21.21                  | 617 864                        | 7 230 156                     | 7 189 527                  | 72 828 053                    |
| 8422110000 | Dish washing machin of the house holdtype                              | 1 807                          | 43 554                        | 12 688                     | 285 661                       |
| 8422190000 | Dish washing machines not of thehousehold type                         | 6 438                          | 249 757                       | 214 338                    | 7 015 126                     |
| 8422200000 | Machinery for cleaning/drying bottles or oth containers                | 34 134                         | 412 936                       | 1 234 273                  | 5 813 384                     |
| 8422300000 | Machinery for aerating beverages,filling,closing,seal,label bottles, o | 456 117                        | 5 540 797                     | 10 755 440                 | 143 104 322                   |
| 8422400000 | Other packing, wrapping machinery( inc heat-shrink wrapping machin     | 737 770                        | 5 737 411                     | 26 885 668                 | 226 031 168                   |
| 8422901000 | Parts of goods of subheading 8422.11                                   | 1 071                          | 14 262                        | 129 313                    | 380 769                       |
| 8422909000 | Part goods of subhd 8422 of oth than subheading 8422.11                | 207 165                        | 1 127 728                     | 12 202 021                 | 96 549 094                    |
| 8423101000 | Personal weighing machin,including baby&household scales,electr        | 25 083                         | 273 125                       | 83 022                     | 894 007                       |
| 8423102000 | Personal weighing machin,including baby& household scales,not e        | 81 318                         | 723 587                       | 166 242                    | 1 652 920                     |
| 8423201000 | Scales for continuous weighing of goodson conveyors, electrically o    | 31 325                         | 523 948                       | 1 088 038                  | 8 363 352                     |
| 8423202000 | Scales for continuous weighing of goodson conveyors, not electric      | 2 176                          | 32 875                        | 23 330                     | 1 092 274                     |
| 8423301000 | Constan weight scales,predetemin weightscales & hopper scales,e        | 62 626                         | 897 213                       | 651 428                    | 8 134 261                     |
| 8423302000 | Constan weight scales,predetemin weightscales&hopper scales,no         | 431                            | 119 867                       | 10 249                     | 653 541                       |
| 8423811000 | Oth weighing machinery,max capacity<=30 kg, electrically operate       | 33 193                         | 441 489                       | 641 270                    | 7 675 546                     |
| 8423812000 | Oth weighing machinery,max capacity<=30 kg, not electrically ope       | 200 390                        | 2 366 762                     | 284 298                    | 3 898 688                     |
| 8423821100 | Oth.weigh mach,having a maximum weight30<capacity <= 1 000kg           | 15 056                         | 137 861                       | 93 454                     | 1 185 235                     |
| 8423821900 | Oth.weigh mach,having a maximum weight1000<capacity <= 5 00k           | 63 270                         | 611 225                       | 97 807                     | 3 169 234                     |
| 8423822100 | Oth.weigh mach,having a maximum weight30<capacity <= 1 000kg           | 14 521                         | 139 732                       | 14 554                     | 215 079                       |
| 8423822900 | Oth.weigh mach,having a maximum weight1000<capacity <= 5 00k           | 223                            | 230 111                       | 12 051                     | 563 943                       |
| 8423891000 | Oth weigh mach,oth.capacity > 5 000kg,electrically operated            | 25 036                         | 738 544                       | 132 331                    | 3 428 670                     |
| 8423892000 | Oth weigh mach,oth.capacity > 5 000kg,not electrically operated        | 32 510                         | 470 806                       | 84 448                     | 990 495                       |
| 8423901000 | Weighing machine weights   | 9 774                          | 103 596                       | 137 682                    | 1 860 499                     |
| 8423902100 | Parts of Weighing machinery, electricall operated                      | 124 817                        | 1 250 353                     | 933 694                    | 8 454 764                     |
| 8423902900 | Parts of Weighing machinery,not electricall operated                   | 22 260                         | 277 886                       | 314 709                    | 1 998 520                     |
| 8424101000 | Fire extinguishers,whether/not chargedsuitable for aircraft use        | 0                              | 9 517                         | 0                          | 28 713                        |
| 8424109000 | Fire extinguishers,whether/not chargedfor oth than aircraft use        | 114 703                        | 649 902                       | 225 716                    | 4 927 332                     |
| 8424201100 | Spray guns & similar appliances for agri/horticultural,electric oper   | 9 187                          | 110 860                       | 2 239 651                  | 2 763 605                     |
| 8424201900 | Spray guns&similar appliances not foragricult/horticultural,electric   | 26 512                         | 494 871                       | 66 619                     | 8 682 825                     |
| 8424202100 | Spray guns & similar appliances foragricultural/horticultural,not el   | 7 529                          | 78 686                        | 101 440                    | 602 242                       |
| 8424202900 | Spray guns&similar appliances not foragricultural/horticultural,not    | 68 748                         | 446 873                       | 217 731                    | 3 461 755                     |
| 8424300000 | Steam/sand blasting machines&similar jet projecting machines, el       | 274 077                        | 2 383 814                     | 1 941 440                  | 23 356 418                    |
| 8424811000 | Oth spraying liquid machine for agricul/hortikultural, drip irrigatio  | 13 085                         | 152 514                       | 109 083                    | 1 653 709                     |
| 8424813000 | Hand-operated insecticdae sprayers foragriculture/horticulture         | 42 925                         | 814 857                       | 135 464                    | 3 639 251                     |
| 8424814000 | Oth.mach appliances for agricultural orhortikultural, not electically  | 91 969                         | 1 130 631                     | 190 455                    | 3 176 895                     |
| 8424815000 | Oth.mach appliances for agricultural orhorti,oth drip irrigation syst  | 60 137                         | 737 470                       | 807 132                    | 4 069 659                     |

**I.3. IMPOR MENURUT KOMODITI / IMPORT BY HS COMMODITY**  
**\*\*\* NOVEMBER/NOVEMBER 2013 \*\*\***

| HS         | Uraian Komoditi<br>Commodity Description                                 | Berat Bersih / Net Weight (Kg) |                               | Nilai / Value C.I.F (US\$) |                               |
|------------|--|--------------------------------|-------------------------------|----------------------------|-------------------------------|
|            |  | Bulan ini<br>Current Month     | Kumulatif<br>Cum.Jan. to date | Bulan ini<br>Current Month | Kumulatif<br>Cum.Jan. to date |
| 8424891000 | Hand operated household sprayers of capacity not exceeding 3 l           | 39 168                         | 527 213                       | 293 860                    | 1 751 062                     |
| 8424892000 | spray heads with dip tubes   | 17 239                         | 396 697                       | 150 535                    | 2 388 438                     |
| 8424894000 | Dispensing/spraying machine of chemical or electrochemical, for m        | 4 575                          | 236 416                       | 199 381                    | 1 768 715                     |
| 8424895000 | Oth appl for project, dispers, spray liquids/powders, not household i    | 161 079                        | 1 540 754                     | 2 549 807                  | 28 613 565                    |
| 8424899000 | Oth appl for project, dispers, spray liquids/powders, not household i    | 98 603                         | 1 511 085                     | 448 941                    | 8 832 565                     |
| 8424901000 | Parts of fire extinguisher   | 99 166                         | 1 234 276                     | 1 089 621                  | 11 121 792                    |
| 8424902100 | Parts of spray guns, of good of subhead 8424.20.11, electrically ope     | 0                              | 28 562                        | 0                          | 91 131                        |
| 8424902300 | Parts of spray gun, oth than of good of subhead 8424.20.11, electric     | 80 641                         | 449 825                       | 451 372                    | 3 945 466                     |
| 8424902400 | Parts of spray guns, of good of subhead 8424.20.11, not electrically     | 4 089                          | 73 171                        | 35 516                     | 539 237                       |
| 8424902900 | Parts of spray gun, oth than of good of subhead 8424.20.11, not ele      | 71 620                         | 473 328                       | 395 260                    | 3 299 282                     |
| 8424903000 | Parts of steam/sand blasting machine & similar jet projecting mach       | 26 236                         | 419 308                       | 810 631                    | 5 247 181                     |
| 8424909300 | Parts of oth appliance of subhead 8424.81.10/8424.81.20                  | 2 302                          | 80 949                        | 23 124                     | 524 631                       |
| 8424909400 | Parts of oth appliance of subhead 8424.81.30/8424.81.40                  | 54 074                         | 253 976                       | 62 752                     | 796 265                       |
| 8424909500 | Parts of oth appliance of subhead 8424.81.10/8424.81.20                  | 0                              | 26 572                        | 0                          | 557 714                       |
| 8424909900 | Oth mechanical appliances (whether/not hand operated)                    | 937 516                        | 3 750 296                     | 6 701 459                  | 31 670 996                    |
| 8425110000 | Pulley tackle & hoists oth than skip for raising vehicles, by electric i | 241 069                        | 3 504 509                     | 2 283 784                  | 32 530 100                    |
| 8425190000 | Pulley tackle & hoists oth than skip for raising vehicles, not electric  | 283 874                        | 3 713 388                     | 587 970                    | 12 133 350                    |
| 8425310000 | Oth winches; capstans, powered by electric motor                         | 162 185                        | 1 968 648                     | 886 514                    | 16 144 628                    |
| 8425390000 | Oth winches; capstans, oth than powered by oth electric motor            | 380 316                        | 3 898 460                     | 2 312 565                  | 19 680 343                    |
| 8425410000 | Jacks hoists of built in jacking system of a type used in garages        | 108 641                        | 1 259 215                     | 253 596                    | 3 337 008                     |
| 8425421000 | Jacks used in tipping mechanism for lorries                              | 42 952                         | 886 794                       | 63 648                     | 1 705 224                     |
| 8425429000 | Oth jacks and hoists, hydraulic  | 559 598                        | 6 841 565                     | 1 267 080                  | 20 527 259                    |
| 8425491000 | Oth jacks; hoists of a kind used for raising vehicles, electrically oper | 94 631                         | 585 229                       | 518 916                    | 4 412 425                     |
| 8425492000 | Oth jacks; hoists of a kind used for raising vehicles, not electric oper | 161 613                        | 2 397 861                     | 515 945                    | 24 083 654                    |
| 8426110000 | Overhead traveling cranes on fixed support                               | 200 490                        | 7 153 390                     | 894 082                    | 33 310 057                    |
| 8426120000 | Mobile lifting frames on tyres and straddle carries                      | 591 773                        | 8 579 496                     | 1 358 091                  | 33 319 064                    |
| 8426192000 | Bridge cranes  | 1                              | 1 452 291                     | 132                        | 3 095 525                     |
| 8426193000 | Gantry cranes  | 660 858                        | 3 205 636                     | 4 868 375                  | 16 887 337                    |
| 8426199000 | Other transporter cranes   | 1 303 715                      | 27 247 975                    | 5 492 996                  | 125 952 926                   |
| 8426200000 | Tower cranes   | 1 875 560                      | 15 360 348                    | 4 503 667                  | 30 497 242                    |
| 8426300000 | Portal/pedestal jib cranes   | 265 917                        | 9 068 775                     | 2 544 853                  | 45 106 006                    |
| 8426410000 | Other Mobile lifting frames, self propelled, on tyres                    | 892 155                        | 10 535 044                    | 6 053 451                  | 74 004 140                    |
| 8426490000 | Other Mobile lifting frames, self propelled, oth than on tyres           | 737 865                        | 9 365 124                     | 3 118 507                  | 49 062 163                    |
| 8426910000 | Other derricks machine designed for mounting on road vehicles            | 343 245                        | 4 893 115                     | 1 009 612                  | 12 340 782                    |
| 8426990000 | Other derricks machine designed for mounting oth than on road v          | 343 468                        | 3 643 076                     | 2 504 776                  | 25 528 497                    |
| 8427100000 | Self-propelled trucks powered by an electric motor                       | 977 056                        | 9 561 752                     | 5 601 506                  | 57 755 869                    |
| 8427200000 | Oth self-propelled trucks  | 2 592 569                      | 27 313 426                    | 10 764 744                 | 119 022 316                   |
| 8427900000 | Oth trucks   | 466 294                        | 6 403 790                     | 3 754 758                  | 31 089 944                    |
| 8428101000 | Passenger lifts  | 2 475 191                      | 20 936 906                    | 10 232 044                 | 81 175 813                    |
| 8428102100 | Oth lifts of a kind used in buildings                                    | 103 053                        | 847 547                       | 107 835                    | 1 240 359                     |
| 8428102900 | Oth lifts oth than of a kind used in buildings                           | 80 191                         | 3 859 735                     | 1 155 158                  | 20 900 433                    |
| 8428109000 | Skip hoists  | 86 472                         | 621 873                       | 304 003                    | 3 410 299                     |
| 8428201000 | Pneumatic elevators and conveyors for agricultural use                   | 74                             | 28 171                        | 391                        | 251 532                       |
| 8428202000 | Automated machines for the transport, handling & storage of PCB/         | 693                            | 265 060                       | 66 319                     | 5 244 648                     |
| 8428209000 | Oth pneumatic elevators & conveyors                                      | 168 288                        | 3 514 074                     | 2 699 379                  | 44 116 689                    |
| 8428310000 | Oth continuous act elevators & conveyor specially designed for un        | 539                            | 1 961                         | 5 366                      | 24 857                        |
| 8428321000 | Oth continuous act elevators & conveyors of bucket type, used for a      | 0                              | 68 498                        | 0                          | 442 189                       |
| 8428329000 | Oth continuous act elevators & conveyors of bucket type, not used f      | 658 476                        | 5 196 927                     | 3 801 343                  | 30 487 215                    |
| 8428331000 | conveyor belt, of kind use for agricultural type                         | 24 817                         | 404 986                       | 113 074                    | 3 071 860                     |
| 8428332000 | conveyor belt, Automated machine for the transport, hand & stora         | 121 707                        | 2 469 497                     | 737 140                    | 16 678 836                    |
| 8428339000 | Other conveyor belt  | 11 711                         | 116 192                       | 82 737                     | 1 147 872                     |
| 8428391000 | Other elevator of kind use for agriculture                               | 14 062                         | 161 596                       | 80 777                     | 1 234 688                     |
| 8428393000 | Oth elevator, automated machine for transport, handling & storage        | 4 092                          | 151 786                       | 93 275                     | 712 065                       |
| 8428399000 | Oth continuous-action elevators & conveyor, for goods/materials          | 4 118 891                      | 14 752 284                    | 6 935 226                  | 126 882 837                   |
| 8428400000 | Escalators and moving walkways   | 629 835                        | 8 417 241                     | 1 703 966                  | 22 515 876                    |
| 8428600000 | Teleferics, chair-lifts, ski-draglines; traction mechanisms for funicul  | 1 890                          | 10 012                        | 33 293                     | 324 270                       |
| 8428902000 | Automated machine for the transport, handling & storage of PCB/          | 10 960                         | 938 959                       | 102 999                    | 13 454 331                    |
| 8428903000 | Mine wagon, locomotive/wagon transesvers, similar railway wagor          | 953                            | 573 762                       | 5 415                      | 4 637 924                     |
| 8428909000 | Other machine for lifting, handling, loading/unloading                   | 494 650                        | 7 006 686                     | 6 567 444                  | 75 985 089                    |
| 8429110000 | Track laying, bulldozers and angledozers                                 | 1 112 767                      | 12 207 896                    | 10 079 024                 | 103 501 038                   |
| 8429190000 | Bulldozer & angledozers other than track laying                          | 112 178                        | 3 170 390                     | 304 488                    | 14 419 821                    |
| 8429200000 | Graders and levellers  | 779 336                        | 7 856 038                     | 8 217 526                  | 74 177 056                    |
| 8429300000 | Scrapers   | 13 822                         | 487 681                       | 236 826                    | 2 795 521                     |
| 8429403000 | Tamping machines   | 304 489                        | 3 819 451                     | 1 718 363                  | 20 087 068                    |
| 8429404000 | Vibratory smooth drum rollers, with centrifuge force drum <20 ton        | 309 839                        | 4 376 734                     | 1 826 054                  | 22 041 752                    |
| 8429405000 | Other vibratory road rollers   | 150 445                        | 1 957 382                     | 537 939                    | 6 873 920                     |
| 8429409000 | Other Tamping machine and road rollers                                   | 116 182                        | 1 953 277                     | 427 202                    | 8 707 478                     |
| 8429510000 | Front-end shovel loaders   | 2 096 296                      | 22 614 461                    | 11 573 761                 | 110 265 783                   |
| 8429520000 | Mach with a 360, revolving super struct, mech shovels, excavators a      | 8 346 399                      | 102 733 633                   | 43 097 281                 | 479 959 712                   |
| 8429590000 | Mech shovels, excavators & shove loader oth front-end shovel, canr       | 900 108                        | 11 478 888                    | 1 390 979                  | 37 739 534                    |
| 8430100000 | Pile-drivers and pile-extractors   | 2 133 956                      | 20 572 074                    | 4 518 008                  | 29 778 100                    |

**I.3. IMPOR MENURUT KOMODITI / IMPORT BY HS COMMODITY**  
**\*\*\* NOVEMBER/NOVEMBER 2013 \*\*\***

| HS         | Uraian Komoditi<br>Commodity Description                             | Berat Bersih / Net Weight (Kg) |                               | Nilai / Value C.I.F (US\$) |                               |
|------------|--|--------------------------------|-------------------------------|----------------------------|-------------------------------|
|            |  | Bulan ini<br>Current Month     | Kumulatif<br>Cum.Jan. to date | Bulan ini<br>Current Month | Kumulatif<br>Cum.Jan. to date |
| 8430200000 | Snow-ploughs and snow-blowers  | 0                              | 4 639                         | 0                          | 15 349                        |
| 8430310000 | Coal/rock cutters and tunneling machine , self-propelled             | 18 905                         | 636 741                       | 39 884                     | 7 968 120                     |
| 8430390000 | Coal/rock cutters and tunneling machine ,oth than self-propelled     | 4 580                          | 1 138 950                     | 59 092                     | 10 463 517                    |
| 8430410000 | Oth boring/sinking machinery selfpropelled                           | 80 034                         | 9 207 222                     | 1 895 907                  | 89 608 300                    |
| 8430491000 | Boring mach,Wellhead platforms & integra produc modules for us       | 59 554                         | 539 361                       | 961 404                    | 8 969 875                     |
| 8430499000 | Other boring or sinking machinery, notself propeled                  | 16 056                         | 4 917 365                     | 199 713                    | 85 279 280                    |
| 8430500000 | Oth moving,grading,levelling,scrapingmachinery, self-propelled       | 266 734                        | 3 562 925                     | 1 216 693                  | 18 911 860                    |
| 8430610000 | Tamping/compacting machinery, not self propelled                     | 21 730                         | 457 513                       | 41 818                     | 2 103 909                     |
| 8430690000 | Oth machinery of hedaing 84.30 not self-propelled                    | 779 422                        | 1 729 211                     | 1 593 994                  | 9 411 697                     |
| 8431101300 | Parts suitable for of goods of subhead8425.19,8425.39or8425.49,ε     | 68 709                         | 751 242                       | 1 497 579                  | 12 897 080                    |
| 8431101900 | Oth parts suitable for of goods ofheading 84.25,electrically operati | 53 295                         | 1 552 942                     | 361 696                    | 39 551 037                    |
| 8431102200 | Part suitable for goods of sub 8425.11,842520,8425.31,8425.41,84     | 83 548                         | 549 867                       | 119 788                    | 2 235 453                     |
| 8431102900 | Oth parts suitable for of goods ofheading 84.25,not electrically op  | 70 439                         | 2 267 677                     | 176 186                    | 11 452 787                    |
| 8431200000 | Parts suitable for of goods of head 84.27                            | 104 371                        | 1 689 162                     | 736 100                    | 19 717 236                    |
| 8431311000 | Parts of goods of shd 8428.10.(21,29),8428.10.90,of lift skip hoist/ | 196 887                        | 1 430 032                     | 645 757                    | 4 904 863                     |
| 8431312000 | Parts of goods of shd 8428.10.10), 8428.40.00,of lift skip hoist/esc | 270 868                        | 3 166 448                     | 1 815 932                  | 15 465 308                    |
| 8431391000 | Part suitable for goods sub 8428.20.10,8428.32.10, 8428.33.10/84     | 169 927                        | 792 597                       | 947 084                    | 5 245 430                     |
| 8431392000 | Parts suitable for goods of subheading 8428.90                       | 42 119                         | 760 675                       | 1 551 866                  | 14 349 380                    |
| 8431394000 | Part of auto mach. for transport/storage of PCB/PWBs/PCAs            | 16 535                         | 559 286                       | 311 299                    | 3 741 948                     |
| 8431399000 | Part of other lifting,handling/loadingmachine                        | 548 217                        | 5 784 669                     | 2 648 997                  | 57 591 992                    |
| 8431411000 | Buckets, shovels, grabs and grips,ofmachine of subheading 84.26      | 37 415                         | 2 002 703                     | 484 248                    | 8 311 286                     |
| 8431419000 | Buckets, shovels, grabs and grips,ofmachine other than of subheac    | 302 004                        | 5 043 153                     | 3 068 982                  | 34 241 774                    |
| 8431420000 | Bulldozer or angledozer blades                                       | 111 623                        | 3 920 143                     | 1 073 360                  | 24 263 341                    |
| 8431430000 | Parts of boring/sinking machinery of subhead 8430.41/8430.49         | 2 209 463                      | 23 607 301                    | 32 516 868                 | 379 367 378                   |
| 8431491000 | Parts of machinery of heading 84.26 oththan Buckets, shovels, gra    | 320 515                        | 5 675 852                     | 3 017 086                  | 42 604 669                    |
| 8431492000 | Cutting edges or end bits for scrapers,graders/levellers             | 1 052 040                      | 9 064 342                     | 2 028 957                  | 23 466 464                    |
| 8431494000 | Cutting edges or end bits for bulldozeror angledozer blades          | 64 374                         | 221 693                       | 54 853                     | 946 475                       |
| 8431495000 | Parts of road rollers  | 167 273                        | 1 995 894                     | 1 082 412                  | 10 150 101                    |
| 8431496000 | Oth parts of machinery of heading 84.30.20.00                        | 8 474                          | 132 228                       | 105 683                    | 378 982                       |
| 8431499000 | Oth parts suitable use of machinery ofheading 84.30                  | 5 680 595                      | 72 311 982                    | 34 618 361                 | 458 516 535                   |
| 8432100000 | Ploughs  | 7 095                          | 72 163                        | 25 328                     | 231 714                       |
| 8432210000 | Disc harrows   | 12 848                         | 77 257                        | 31 147                     | 476 871                       |
| 8432290000 | Scarifiers, cultivators, weeders, hoesand oths harrows               | 19 153                         | 186 841                       | 132 751                    | 1 163 196                     |
| 8432300000 | Seeders, planters and transplanters                                  | 36 220                         | 148 027                       | 230 362                    | 1 295 676                     |
| 8432400000 | Manure spreaders ,fertiliser distributor                             | 21 250                         | 60 062                        | 92 749                     | 522 418                       |
| 8432801000 | Other machinery for soil preparation orcultivation;of agricult/hort  | 0                              | 115 474                       | 0                          | 1 547 832                     |
| 8432802000 | Lawn/sports-ground rollers   | 857                            | 6 146                         | 27 893                     | 136 212                       |
| 8432809000 | Other machinery for soil preparation orcultivation                   | 4 277                          | 115 217                       | 58 563                     | 1 529 327                     |
| 8432901000 | Parts of machinery of subheading8432.80.90                           | 553                            | 19 091                        | 9 905                      | 147 059                       |
| 8432902000 | Parts of lawn/sport-ground rollers                                   | 0                              | 1 280                         | 0                          | 10 235                        |
| 8432909000 | Parts oth machinery for soil preparation/cultivation                 | 58 150                         | 432 194                       | 299 166                    | 3 208 630                     |
| 8433110000 | Mowers for lawns,parks/ground,poweredwith the cutting device r       | 229 398                        | 1 674 636                     | 673 912                    | 5 755 817                     |
| 8433191000 | Mowers for lawns,parks/sports-groundsmanually operated               | 0                              | 424                           | 0                          | 468                           |
| 8433199000 | Oth mowers for lawns, parks/sport ground,oth than manually opei      | 42 412                         | 724 513                       | 182 386                    | 3 621 046                     |
| 8433200000 | Oth mowers,including cutter bars fortractor mounting                 | 11 645                         | 68 265                        | 90 412                     | 692 064                       |
| 8433300000 | Other haymaking machinery  | 0                              | 18 635                        | 0                          | 299 559                       |
| 8433400000 | Straw or fodder baler,including pick-upbalers                        | 0                              | 8 880                         | 0                          | 85 344                        |
| 8433510000 | Combined harvester-threshers macinery                                | 146 878                        | 2 172 562                     | 1 076 570                  | 13 096 732                    |
| 8433520000 | Other threshing machinery  | 11 639                         | 288 345                       | 60 493                     | 903 323                       |
| 8433530000 | Root or tuber harvesting machines                                    | 0                              | 948                           | 0                          | 2 729                         |
| 8433591000 | Cotton pickers and cotton gins                                       | 0                              | 316                           | 0                          | 4 675                         |
| 8433599000 | Other harvesting, thresing machinery                                 | 12 339                         | 138 377                       | 137 501                    | 2 118 352                     |
| 8433601000 | Machin for cleaning,sorting/grading eggfruit/oth agricultur prod,el  | 599                            | 86 938                        | 8 301                      | 7 591 098                     |
| 8433602000 | Machin for cleaning,sorting/grading eggfruit/oth agricultur prod,ni  | 468                            | 7 775                         | 5 880                      | 541 236                       |
| 8433901000 | Part mach:castor,of 100< diameter(inc tyres)<= 250mm,width whe       | 396                            | 25 020                        | 7 632                      | 183 390                       |
| 8433902000 | Other parts machine of goods of subhead8433.11 or 8433.19.90         | 43 666                         | 310 406                       | 76 911                     | 691 430                       |
| 8433903000 | Other parts machine of goods of subhead 8433.19.10                   | 39                             | 5 398                         | 3 147                      | 30 246                        |
| 8433909000 | Other parts harvesting or threshingmachine                           | 16 461                         | 417 451                       | 170 046                    | 1 947 335                     |
| 8434101000 | Milking machines, electrically operated                              | 0                              | 4 585                         | 0                          | 42 078                        |
| 8434102000 | Milking machines,not electric operated                               | 0                              | 256                           | 0                          | 7 465                         |
| 8434201000 | Dairy machinery, electrically operated                               | 15 039                         | 208 421                       | 1 896 211                  | 7 562 282                     |
| 8434202000 | Dairy mach, not electrically operated                                | 7 205                          | 18 524                        | 14 781                     | 181 089                       |
| 8434901000 | Parts of milking & dairy mach.of electoperated machines              | 5 546                          | 118 089                       | 103 081                    | 6 344 903                     |
| 8434902000 | Parts of milk & dairy mach of non electoperated machines             | 1 024                          | 9 677                         | 49 193                     | 323 082                       |
| 8435101000 | Presses,crushers & manufacture of wine,cider,fruit juices,electric c | 48 466                         | 1 965 666                     | 285 117                    | 14 421 242                    |
| 8435102000 | Presses,crushers & manufacture of wine,cider,fruit juices,not elect  | 7 609                          | 143 383                       | 34 426                     | 301 519                       |
| 8435901000 | Parts of presses,crushers & manufactureof wine,cider,fruit juices,e  | 48 024                         | 289 184                       | 1 619 432                  | 2 956 960                     |
| 8435902000 | Parts of presses,crushers & manufactureof wine,cider,fruit juices,r  | 1                              | 33 811                        | 1                          | 98 041                        |
| 8436101000 | Machinery for preparing animal feedingstuffs, electrically operatε   | 1 295 515                      | 8 335 660                     | 7 785 841                  | 37 977 539                    |
| 8436102000 | Machinery for preparing animal feedingstuffs, not electrically oper  | 3 500                          | 196 800                       | 21 000                     | 639 669                       |
| 8436211000 | Poultry incubators & brooders, electricoperated                      | 435 069                        | 2 797 593                     | 4 735 336                  | 24 893 315                    |

**I.3. IMPOR MENURUT KOMODITI / IMPORT BY HS COMMODITY**  
**\*\*\* NOVEMBER/NOVEMBER 2013 \*\*\***

| HS         | Uraian Komoditi<br>Commodity Description                              | Berat Bersih / Net Weight (Kg) |                               | Nilai / Value C.I.F (US\$) |                               |
|------------|---|--------------------------------|-------------------------------|----------------------------|-------------------------------|
|            |   | Bulan ini<br>Current Month     | Kumulatif<br>Cum.Jan. to date | Bulan ini<br>Current Month | Kumulatif<br>Cum.Jan. to date |
| 8436212000 | Poultry incubators & brooders, notelectrically operated               | 20 570                         | 100 463                       | 240 225                    | 1 005 675                     |
| 8436291000 | Oth poultry-keeping machinery, electricoperated                       | 117 660                        | 1 837 636                     | 684 349                    | 6 569 273                     |
| 8436292000 | Oth poultry-keeping machinery, notelectrically operated               | 102 099                        | 1 197 324                     | 400 134                    | 6 078 759                     |
| 8436801100 | Other agric or horticultural machine,electric operated, inc Germin    | 21 634                         | 111 634                       | 86 776                     | 457 148                       |
| 8436801900 | Other machine, electric operated for poultry include bee keeping      | 23 124                         | 361 395                       | 133 281                    | 2 434 057                     |
| 8436802100 | Other agric or horticultural machine,not electric operated, inc Ger   | 0                              | 140 776                       | 0                          | 958 046                       |
| 8436802900 | Other machine, not electric operated for poultry include bee kepil    | 318 402                        | 563 325                       | 1 108 428                  | 2 368 562                     |
| 8436911000 | Parts of poultry-keeping machinery/ poultry,incubator & brooders      | 71 485                         | 628 054                       | 365 868                    | 3 685 974                     |
| 8436912000 | Parts of poultry-keeping machinery/ poultry,incubator&brooders,r      | 12 597                         | 142 447                       | 155 827                    | 1 366 677                     |
| 8436991100 | Parts of other machin for agri & horti type,electric operated         | 33 447                         | 142 155                       | 183 041                    | 429 398                       |
| 8436991900 | Parts of other poultry/bee-keeping machin, electric operated          | 154 614                        | 1 151 991                     | 705 134                    | 5 613 938                     |
| 8436992100 | Parts of other machin for agri & hortitype/germanium ,not electric    | 8 412                          | 153 022                       | 146 738                    | 1 561 428                     |
| 8436992900 | Parts of other poultry/bee-keepingmachine, not electric operated      | 12 091                         | 276 206                       | 70 158                     | 2 118 610                     |
| 8437101000 | Machinery for grains:winnowing & cleanmachine, electrically oper      | 386 412                        | 1 407 110                     | 6 331 330                  | 15 539 045                    |
| 8437102000 | Machinery for grains:winnowing & cleanmachines,not electric ope       | 354                            | 3 954                         | 3 522                      | 25 302                        |
| 8437103000 | Machine for clean,sorting/grading seed ,grain dried leguminous ve     | 294 141                        | 2 599 788                     | 2 892 425                  | 19 700 432                    |
| 8437104000 | Mach for clean,sorting/grad seed,graindried leguminous vegetabl       | 12                             | 62 272                        | 77                         | 199 450                       |
| 8437801000 | Rice hullers & cone type rice mills,electrically operated             | 45 512                         | 654 026                       | 90 508                     | 1 929 733                     |
| 8437802000 | Macinery for rice hullers & cone typerice mills,not electrically oper | 41 625                         | 582 635                       | 58 875                     | 773 146                       |
| 8437803000 | Cofee & corn mills machine for industrytype, electrical operated      | 1 665                          | 109 562                       | 145 157                    | 883 754                       |
| 8437804000 | Cofee & corn mills machine for industrytype, not electrical operate   | 0                              | 125 586                       | 0                          | 213 764                       |
| 8437805100 | Polishing machine for rice, sieving,bran cleaning&husking machine     | 17 974                         | 226 943                       | 20 813                     | 1 378 536                     |
| 8437805900 | Other machine used in the milling indust or working of cerals, elec   | 20 099                         | 867 811                       | 123 946                    | 3 371 479                     |
| 8437806100 | Polishing machine for rice, sieving,bran cleaning&husking machine     | 0                              | 540 929                       | 0                          | 738 401                       |
| 8437806900 | Other machine used in the milling indust or working of cerals, not    | 4 185                          | 250 361                       | 7 855                      | 1 720 270                     |
| 8437901100 | Parts of machin of subheading 8437.10 ,electrically operated          | 63 186                         | 835 094                       | 459 011                    | 5 757 405                     |
| 8437901900 | Parts of machines oth than of subhead8437.10,electrically operate     | 31 041                         | 893 735                       | 216 612                    | 1 703 903                     |
| 8437902100 | Parts of machines of subheading 8437.10,not electrically operated     | 133                            | 75 738                        | 3 448                      | 162 362                       |
| 8437902900 | Oth parts of machines of subheading8437.10, not electrically oper.    | 36 806                         | 1 652 338                     | 65 282                     | 2 365 317                     |
| 8438101000 | Bakery machine,macaroni,spaghetti/simila products, electrically o     | 615 297                        | 3 734 221                     | 24 161 677                 | 67 624 262                    |
| 8438102000 | Bakery machine,macaroni,spaghetti/simila products, not electrical     | 84 024                         | 732 702                       | 105 813                    | 930 397                       |
| 8438201000 | Machine for the manufac of confectionary cocoa/chocolate, electr      | 66 123                         | 1 226 103                     | 1 306 897                  | 34 875 904                    |
| 8438202000 | Machine for the manufacture of confectionary chocolate,not elect      | 1 066                          | 16 282                        | 25 098                     | 176 061                       |
| 8438301000 | Machine for sugar manufacture, electricoperated                       | 37 531                         | 392 423                       | 408 473                    | 3 783 064                     |
| 8438302000 | Machinery for sugar manufacture, notelectrically operated             | 0                              | 40 676                        | 0                          | 199 256                       |
| 8438400000 | Brewery machinery, electrically operated                              | 0                              | 34 482                        | 0                          | 731 788                       |
| 8438501000 | Mach for the preparation of meat/poultry ,electrically operated       | 81 141                         | 661 943                       | 1 781 113                  | 12 948 580                    |
| 8438502000 | Mach for the preparation of meat/poultry ,not electrically operate    | 1 115                          | 98 364                        | 1 212                      | 278 547                       |
| 8438601000 | Machiner for the preparation of fruits,nuts/vegetable, electrically   | 8 778                          | 249 288                       | 142 663                    | 2 001 162                     |
| 8438602000 | Machiner for the preparation of fruits,nuts/vegetable, not electric   | 38                             | 240 652                       | 3 437                      | 327 520                       |
| 8438801100 | Coffee pulpers, electrically operated                                 | 22 986                         | 564 558                       | 356 496                    | 7 478 658                     |
| 8438801200 | Coffee pulpers, not electricallyoperated                              | 0                              | 48 911                        | 0                          | 71 883                        |
| 8438809100 | Other machine for the industrial preparation/manufacture, electri     | 169 895                        | 2 477 540                     | 5 560 924                  | 52 834 604                    |
| 8438809200 | Other machine for the industrial preparation/manufacture, not el      | 21 996                         | 265 050                       | 40 511                     | 1 113 423                     |
| 8438901100 | Parts of electrically operated machineof subheading 8438.30.10        | 607                            | 241 275                       | 10 156                     | 2 197 912                     |
| 8438901200 | Part of coffee pulper,electric operatedmachines                       | 99                             | 203 817                       | 175                        | 6 027 391                     |
| 8438901900 | Parts of oths goods of heading 84.38 electrically operated            | 147 491                        | 1 193 875                     | 3 402 466                  | 26 737 156                    |
| 8438902100 | Parts of goods of subheading 8438.30.20not electrically operated      | 0                              | 354 625                       | 0                          | 993 645                       |
| 8438902200 | Part of coffee pulpers,non electric operated machines                 | 0                              | 3 126                         | 0                          | 17 682                        |
| 8438902900 | Parts of oth goods of heading 84.38.20 of coffee pulpers,not elect    | 49 868                         | 404 757                       | 643 373                    | 4 865 825                     |
| 8439100000 | Machinery for making pulp of fibrouscellulosic material               | 105 515                        | 1 741 648                     | 638 194                    | 18 336 282                    |
| 8439200000 | Machinery for making paper/paperboard                                 | 278 512                        | 8 883 756                     | 2 632 346                  | 33 425 570                    |
| 8439300000 | Machinery for finishing paper/paperboard                              | 48 498                         | 1 143 749                     | 307 613                    | 17 758 380                    |
| 8439910000 | Part of machine for mak pulp of fibrouscellulosic material,electrica  | 804 153                        | 3 491 051                     | 23 423 450                 | 90 502 448                    |
| 8439990000 | Parts for making/ finishing paper/ paperboard, electrically operate   | 1 188 393                      | 5 326 685                     | 15 426 850                 | 91 154 087                    |
| 8440101000 | Book-binding mach, includ book-sewing,electrically operated           | 26 222                         | 826 599                       | 156 757                    | 10 855 022                    |
| 8440102000 | Book-binding mach, includ book-sewing,not electrically operated       | 3 238                          | 40 491                        | 19 219                     | 140 776                       |
| 8440901000 | Parts of book binding & sewing machineselectrically operated mac      | 1 334                          | 55 598                        | 21 741                     | 956 006                       |
| 8440902000 | Parts of book binding & sewing machinesnot electrically operated      | 0                              | 2 739                         | 0                          | 25 978                        |
| 8441101000 | Cutting paper machines, electrycallyoperated                          | 947 755                        | 5 161 907                     | 2 192 410                  | 45 977 673                    |
| 8441102000 | Cutting paper machine, not electrycallyoperated                       | 24 186                         | 183 123                       | 55 990                     | 703 303                       |
| 8441201000 | Machine for making bags,sacks/envelopeselectrically operated          | 111 271                        | 1 044 946                     | 743 213                    | 11 338 912                    |
| 8441202000 | Machine for making bags,sacks/envelopesnot electrically operate       | 0                              | 9 657                         | 0                          | 46 186                        |
| 8441301000 | Elect mach oth than by moulding for make cartons,boxes,cases,tul      | 327 496                        | 1 879 239                     | 4 280 777                  | 17 466 639                    |
| 8441302000 | Not elect mach oth than by moulding formake cartons,boxes,cases       | 8 317                          | 20 501                        | 13 295                     | 37 809                        |
| 8441401000 | Machines for moulding articles in paperpulp,paper/paperboard,ek       | 8 669                          | 997 898                       | 81 314                     | 16 026 194                    |
| 8441402000 | Machines for moulding articles in paperpulp, paper/paperboard, n      | 0                              | 67 441                        | 0                          | 69 201                        |
| 8441801000 | Oth machinery for making up paper pulp,paper/paperboard,electr        | 823 366                        | 6 125 267                     | 11 018 788                 | 98 334 352                    |
| 8441802000 | Oth machinery for making up paper pulp,paper/paperboard,not el        | 11 373                         | 449 826                       | 145 541                    | 4 893 334                     |
| 8441901000 | Part of machin for mak up paper pulp,paper/paperboa,cutting ma        | 77 109                         | 1 043 501                     | 1 973 675                  | 18 751 250                    |
| 8441902000 | Parts of machin for mak up paper pulp,paper/paperboa,cutting ma       | 14 662                         | 222 185                       | 277 269                    | 1 386 327                     |

**I.3. IMPOR MENURUT KOMODITI / IMPORT BY HS COMMODITY**  
**\*\*\* NOVEMBER/NOVEMBER 2013 \*\*\***

| H S        | Uraian Komoditi<br>Commodity Description                             | Berat Bersih / Net Weight (Kg) |                               | Nilai / Value C.I.F (US\$) |                               |
|------------|--|--------------------------------|-------------------------------|----------------------------|-------------------------------|
|            |  | Bulan ini<br>Current Month     | Kumulatif<br>Cum.Jan. to date | Bulan ini<br>Current Month | Kumulatif<br>Cum.Jan. to date |
| 8442301000 | Electric machine,app&equip for preparing/making plates,cylinders     | 96 782                         | 706 090                       | 1 459 077                  | 12 204 739                    |
| 8442302000 | Non electric machine,app&equ for prepare/making plates,cylinder      | 4 902                          | 112 939                       | 81 592                     | 2 091 902                     |
| 8442401000 | Parts,of electric machine,app&equip forprepare/making plates,cyl     | 8 496                          | 476 788                       | 26 132                     | 2 863 942                     |
| 8442402000 | Parts, Non electric machine,app&equ forprepare/making plates,cy      | 6 549                          | 20 953                        | 198 033                    | 757 695                       |
| 8442500000 | Plate,cyls&oth.print comp.plates,cyl & lithograph stones,prepared    | 83 667                         | 819 266                       | 968 587                    | 9 946 180                     |
| 8443110000 | Ofset printing machinery, reel-fed                                   | 20 436                         | 1 703 544                     | 99 538                     | 14 600 485                    |
| 8443120000 | Ofset printing machinery, sheet - fed,office type (use sheet<22x36   | 34 376                         | 187 113                       | 135 017                    | 408 807                       |
| 8443130000 | Oth er offset printing machinery                                     | 387 428                        | 5 158 873                     | 2 775 569                  | 50 965 315                    |
| 8443140000 | Letterpress printing machine, reel-fed,excluding flexographic print  | 31 691                         | 169 537                       | 309 217                    | 1 353 764                     |
| 8443150000 | Letterpress printing machine, other than reel fed, excluding flexog  | 19 982                         | 269 133                       | 364 840                    | 1 660 674                     |
| 8443160000 | Flexographic printing machinery                                      | 85 023                         | 1 384 830                     | 4 759 921                  | 28 433 572                    |
| 8443170000 | Gravure printing machinery   | 298 472                        | 1 969 292                     | 10 680 476                 | 64 879 679                    |
| 8443190000 | Other printing machine use for print bymeans of plates, cylinder&    | 23 344                         | 844 007                       | 624 947                    | 9 645 183                     |
| 8443311010 | Printer-copier,ink-jet,color,capable ofconnecting to a data machin   | 395 256                        | 5 148 965                     | 5 621 380                  | 48 096 756                    |
| 8443311090 | Printer-copier,ink-jet proces,no color,capable of connect to data r  | 18 083                         | 141 421                       | 228 545                    | 1 239 952                     |
| 8443312010 | Printer-copier,laser proces,color, capable connect to data mach/n    | 26 648                         | 225 431                       | 1 165 493                  | 8 469 580                     |
| 8443312090 | Printer-copier,laser proces,no color, capable connect to data mach   | 18 030                         | 385 038                       | 333 622                    | 9 966 639                     |
| 8443313010 | Combination printer-copier-facs machine, color,connect to data m     | 136 462                        | 1 237 979                     | 1 779 592                  | 16 161 542                    |
| 8443313090 | Combination printer-copier-facs machine, no color,connect to dat     | 41 897                         | 455 067                       | 836 638                    | 9 878 526                     |
| 8443319010 | Oth mach which perform >= 2 function ofprinting,copying/facsimil     | 3 215                          | 29 263                        | 117 925                    | 1 057 956                     |
| 8443319090 | Oth mach which perform >= 2 function ofprinting,copying/facsimil     | 2 463                          | 121 426                       | 134 849                    | 9 621 065                     |
| 8443321010 | Dot matrix printer,color,capable connect to data machine/network     | 0                              | 124                           | 0                          | 7 896                         |
| 8443321090 | Dot matrix printer,no color,capable ofconnect to data machine/ne     | 59 103                         | 1 090 888                     | 1 529 652                  | 30 403 119                    |
| 8443322010 | Ink-jet printer,color,capable of connect to a data machine/network   | 413 384                        | 4 710 638                     | 5 683 108                  | 60 820 071                    |
| 8443322090 | Ink-jet printer,no color,capable connect to a data machine/networ    | 7 269                          | 202 665                       | 486 553                    | 8 652 909                     |
| 8443323010 | Laser printer,color,capable of connectto a data machine/network      | 39 086                         | 375 375                       | 634 323                    | 8 243 603                     |
| 8443323090 | Ink-jet printer,no color,capable connect to a data machine/networ    | 122 199                        | 931 372                       | 1 969 486                  | 14 235 096                    |
| 8443324000 | Facsimile machine capable of connect toa data machine/network        | 20 047                         | 197 868                       | 402 179                    | 3 855 288                     |
| 8443325010 | Screen printing machinery,color, for the manufacture pcb/pwb,        | 71                             | 66 929                        | 1 266                      | 380 625                       |
| 8443325090 | Screen printing machinery,no color, forthe manufacture pcb/pwb,      | 644                            | 79 657                        | 26 980                     | 1 992 155                     |
| 8443326000 | Plotters   | 2 650                          | 29 752                        | 139 819                    | 512 230                       |
| 8443329010 | Other printing machine,color,capableconnect to data machine/net      | 4 769                          | 39 131                        | 269 340                    | 1 214 850                     |
| 8443329090 | Other printing machine,no color,capable connect to data machine.     | 21 946                         | 283 742                       | 831 653                    | 7 939 023                     |
| 8443391900 | Electros Photocopy,no color, by reproduc original image direct ont   | 310 741                        | 2 396 803                     | 618 779                    | 4 388 404                     |
| 8443392010 | Electrostat photocopy ,color,by reproduc original image in-direct c  | 0                              | 7 836                         | 0                          | 156 480                       |
| 8443392090 | Electros photocopy ,no color,by reproduc original image in-direct c  | 212 949                        | 1 868 925                     | 392 999                    | 3 863 404                     |
| 8443393010 | Oth photocopy apparatus incorporating an optical system,color        | 0                              | 10                            | 0                          | 11 032                        |
| 8443393090 | Oth photocopy apparatus incorporating an optical system,no color     | 13 021                         | 144 313                       | 259 695                    | 1 320 262                     |
| 8443394090 | Ink-jet printer,not color,not capable of connect to network          | 0                              | 25 363                        | 0                          | 59 968                        |
| 8443399090 | Laser printer ,not color,not capable of connect to network           | 7 554                          | 81 996                        | 34 799                     | 1 529 581                     |
| 8443910000 | Part & accessori of print machinery used for print by component o    | 869 670                        | 10 109 929                    | 42 123 974                 | 443 438 582                   |
| 8443991000 | Part & accessori of screen print machi-nerly for manufact of print c | 6 092                          | 20 897                        | 148 005                    | 1 261 031                     |
| 8443992000 | Ink-filled printer cartridges  | 146 714                        | 1 911 818                     | 9 422 910                  | 96 037 659                    |
| 8443993000 | Paper feeders and sorters  | 2 822                          | 73 897                        | 222 663                    | 2 164 041                     |
| 8443999000 | Oth part & accessori of screen printingmachinery                     | 223 928                        | 2 248 421                     | 7 979 724                  | 83 073 339                    |
| 8444001000 | Mach for extrude,texture/cut man-madetextile material,electric o     | 219 504                        | 3 121 430                     | 7 064 614                  | 50 465 593                    |
| 8444002000 | Mach for extrude,texture/cut man-madetextile material,not electr     | 212                            | 24 001                        | 15 281                     | 99 050                        |
| 8445111000 | Carding machines,electrically operated , for preparing textil fibres | 121 787                        | 3 945 526                     | 2 114 005                  | 28 992 884                    |
| 8445121000 | Combing machines, electrically operated, for preparing textil fibre: | 99 432                         | 807 784                       | 1 063 614                  | 3 767 012                     |
| 8445122000 | Combing machines, not electricallyoperated , for preparing textil fi | 0                              | 18                            | 0                          | 8 803                         |
| 8445131000 | Drawing/roving machines, electricallyoperated, for preparing texti   | 171 667                        | 3 725 513                     | 1 024 416                  | 26 194 166                    |
| 8445132000 | Drawing/roving machines, not electrical operated, for preparing t    | 0                              | 4 626                         | 0                          | 44 677                        |
| 8445191000 | Other machines for preparing textilefibres; electrically operated    | 33 590                         | 1 253 538                     | 510 715                    | 15 710 312                    |
| 8445192000 | Other machines for preparing textilefibres; not electrically operate | 0                              | 2 817                         | 0                          | 111 943                       |
| 8445201000 | Textile spinning machines; electricallyoperated                      | 658 341                        | 12 529 075                    | 2 702 085                  | 74 571 185                    |
| 8445202000 | Textile spinning machines,not electrical operated                    | 0                              | 3 866                         | 0                          | 19 465                        |
| 8445301000 | Textile doubling/twisting machines;electrically operated             | 208 459                        | 1 997 472                     | 778 978                    | 8 355 309                     |
| 8445302000 | Textile doubling/twisting machines; notelectrically operated         | 0                              | 5 646                         | 0                          | 90 415                        |
| 8445401000 | Textile winding(including weft-winding)or reeling machin,electric    | 190 079                        | 3 757 537                     | 4 216 791                  | 56 882 232                    |
| 8445402000 | Textile winding (including weft-winding)or reeling machine,not ele   | 192                            | 10 520                        | 50 210                     | 82 097                        |
| 8445901000 | Mach for prepring textile yarns to usedweaving/knitting/stich bon    | 123 131                        | 2 620 002                     | 1 156 150                  | 29 435 409                    |
| 8445902000 | Mach for prepring textile yarns to usedweaving/kniitt/stich bond,n   | 24                             | 357                           | 5 664                      | 41 140                        |
| 8446101000 | Machines for weaving fabricsof a width ? 30 cm, electric operated    | 8 894                          | 337 999                       | 26 300                     | 2 154 641                     |
| 8446210000 | Power looms  | 10 470                         | 1 281 295                     | 110 166                    | 6 582 191                     |
| 8446290000 | Machines for weaving fabricsof a width >30 cm,shuttle type           | 454 053                        | 5 752 270                     | 3 790 286                  | 39 066 338                    |
| 8446300000 | Machines for weaving fabricsof a width >30 cm, shuttleless type      | 775 530                        | 6 859 189                     | 5 849 797                  | 49 545 925                    |
| 8447111000 | Circular knitting mach,cylinderdiamtr ? 165 mm, electrically opera   | 74 465                         | 1 002 446                     | 686 698                    | 10 048 869                    |
| 8447112000 | Circular knitting mach,cylinderdiamtr ? 165 mm,not electric opera    | 0                              | 21 029                        | 0                          | 201 563                       |
| 8447121000 | Circular knitting mach,cylinderdiamtr >165 mm, electrically operat   | 93 007                         | 1 463 011                     | 741 700                    | 17 138 942                    |
| 8447122000 | Circular knitting mach,cylinder diamtr>165 mm,not electrically ope   | 146                            | 9 174                         | 72                         | 3 217                         |
| 8447201000 | Flat knitting & stitch bonding machine,electrically operated         | 163 075                        | 1 813 798                     | 1 466 656                  | 25 325 245                    |



**I.3. IMPOR MENURUT KOMODITI / IMPORT BY HS COMMODITY**  
**\*\*\* NOVEMBER/NOVEMBER 2013 \*\*\***

| HS         | Uraian Komoditi<br>Commodity Description                                 | Berat Bersih / Net Weight (Kg) |                               | Nilai / Value C.I.F (US\$) |                               |
|------------|--|--------------------------------|-------------------------------|----------------------------|-------------------------------|
|            |  | Bulan ini<br>Current Month     | Kumulatif<br>Cum.Jan. to date | Bulan ini<br>Current Month | Kumulatif<br>Cum.Jan. to date |
| 8447202000 | Flat knitting & stitch bonding machine,not electrically operated         | 7 500                          | 66 514                        | 13 568                     | 1 062 304                     |
| 8447901000 | Machines for making gimped yarn,tulle,lace&mach for tufting,elec         | 423 905                        | 3 740 370                     | 1 807 211                  | 24 906 029                    |
| 8447902000 | Machines for making gimped yarn,tulle,lace&mach for tufting,not          | 24 928                         | 198 291                       | 61 078                     | 517 718                       |
| 8448111000 | Dobbies & jacquards, card reducing,copying,puching/ass mach, ele         | 9 044                          | 730 166                       | 63 036                     | 6 369 128                     |
| 8448112000 | Dobbies & jacquards, card reducing,copying,puching/ass mach,not          | 95                             | 26 481                        | 9 292                      | 156 087                       |
| 8448191000 | Auxiliary mach for use extruding/preparetextile/weave/knitt, elect       | 132 369                        | 724 675                       | 1 119 524                  | 10 772 650                    |
| 8448192000 | Auxiliary mach for use extruding/preparetextile/weave/knitt, not e       | 558                            | 55 320                        | 10 951                     | 357 465                       |
| 8448200000 | Parts&accessories of machines for extrud/their auxiliary machiner        | 54 643                         | 1 824 659                     | 1 431 050                  | 17 743 837                    |
| 8448310000 | Card clothing  | 34 266                         | 304 680                       | 606 840                    | 5 399 821                     |
| 8448320000 | Parts & access of mach for preparingtextile fibres,other than card       | 7 398                          | 450 714                       | 194 907                    | 4 555 335                     |
| 8448330000 | Spindles, spindle flyers,spinning rings,and ring travellers              | 18 260                         | 355 476                       | 615 952                    | 7 101 707                     |
| 8448390000 | Oth parts & access of mach of preparingtextile fibres/their auxili       | 284 084                        | 3 476 357                     | 3 851 452                  | 43 012 455                    |
| 8448420000 | Reeds for looms, healds & heald-frames                                   | 10 961                         | 174 049                       | 269 389                    | 3 849 074                     |
| 8448491000 | Shuttles,elect operated mach,use withmachines for extruding & kr         | 2 112                          | 81 452                        | 14 366                     | 1 155 859                     |
| 8448499100 | Oth parts&acces, elect operated,use withmachines for extruding &         | 11 210                         | 616 731                       | 329 559                    | 6 951 692                     |
| 8448499200 | Parts&accs of non-elect operated, usemachines for extruding & kn         | 8 192                          | 130 823                       | 221 779                    | 2 678 779                     |
| 8448510000 | Sinkers, needles&other articles used informing stitches                  | 15 422                         | 110 192                       | 1 024 796                  | 7 548 774                     |
| 8448590000 | Othe parts&accessories of mach forknitting/their auxiliary machin        | 34 377                         | 461 564                       | 575 052                    | 4 730 068                     |
| 8449001000 | Mach for the manufacture/finishingof felt/nonwovens,electrically         | 1 455                          | 603 398                       | 49 956                     | 5 964 418                     |
| 8449002000 | Mach for the manufacture/finishingof belt/nonwovens, not elect c         | 551                            | 720                           | 89 733                     | 113 563                       |
| 8450111000 | Household/laundry-type washing machines;fully-automatic mach;e           | 94 338                         | 1 654 883                     | 443 893                    | 6 837 867                     |
| 8450119000 | Household/laundry-type wash machines;fully- automatic machine;           | 1 910 884                      | 26 299 563                    | 7 565 393                  | 108 610 942                   |
| 8450120010 | Household/laundry-type wash machines;built-in centrifugal drier,c        | 174 246                        | 2 210 168                     | 608 496                    | 8 789 779                     |
| 8450120020 | Household/laundry-type wash machines;built- in centrifugal drier,c       | 806 738                        | 11 050 603                    | 2 690 496                  | 40 191 361                    |
| 8450191010 | Other household/laundry-type wash machindry linen capacity ? 6 l         | 0                              | 6 158                         | 0                          | 33 763                        |
| 8450191020 | Other household/laundry-type wash machindry linen capacity > 6 l         | 0                              | 259 620                       | 0                          | 581 230                       |
| 8450199010 | Other household/laundry-type wash machindry linen capacity ? 6 l         | 0                              | 8 373                         | 0                          | 20 310                        |
| 8450199020 | Other household/laundry-type wash machindry linen capacity > 6 l         | 0                              | 4 385                         | 0                          | 13 939                        |
| 8450200000 | Household/laundry-type washing machines;a dry linen capacity >1          | 408 919                        | 3 692 621                     | 1 861 129                  | 18 746 394                    |
| 8450901000 | Parts of mach of dry linen capacity > 10 kg                              | 36 790                         | 218 938                       | 143 736                    | 787 783                       |
| 8450902000 | Parts of mach of dry linen, full auto,with built-in centrifugal drier,ca | 485 729                        | 5 884 371                     | 1 679 163                  | 20 278 032                    |
| 8451100000 | Dry-cleaning machines  | 28 592                         | 708 408                       | 45 853                     | 3 693 600                     |
| 8451210000 | Drying machines,each of a dry linen capacity not exceeding 10 kg         | 30 414                         | 413 409                       | 145 689                    | 1 809 237                     |
| 8451290000 | Drying machines,each of a dry linen capacity exceeding 10 kg             | 160 650                        | 2 186 326                     | 991 987                    | 16 548 032                    |
| 8451301000 | Ironing machines and presses(including fusing presses)                   | 0                              | 97 313                        | 0                          | 605 210                       |
| 8451309000 | Ironing machines and presses(including fusing presses)                   | 27 853                         | 446 078                       | 336 158                    | 6 317 294                     |
| 8451400000 | Washing, bleaching/dyeing machines                                       | 173 053                        | 2 500 670                     | 2 483 152                  | 30 597 278                    |
| 8451500000 | Mach. for reeling,unreeling,folding,cutting/pinking textile fabrics      | 70 726                         | 682 381                       | 1 429 650                  | 10 457 670                    |
| 8451800010 | Other machinery exclude washing machfor laundry ; for domestic           | 3 277                          | 14 055                        | 15 813                     | 151 564                       |
| 8451800090 | Other machinery exclude washing machfor laundry ; for domestic           | 188 690                        | 4 255 434                     | 3 045 737                  | 42 659 563                    |
| 8451901100 | Parts of drying machines witha dry linen capacity ? 10 kg                | 564                            | 24 103                        | 6 543                      | 92 481                        |
| 8451901900 | Parts of drying machines witha dry linen capacity ? 10 kg                | 6 523                          | 84 555                        | 53 119                     | 823 301                       |
| 8451909000 | Parts of drying machines witha dry linen capacity > 10 kg                | 35 934                         | 776 700                       | 705 879                    | 6 920 351                     |
| 8452100000 | Sewing machines of the household type                                    | 276 751                        | 1 635 762                     | 648 314                    | 5 219 391                     |
| 8452210000 | Sewing machines;automatic units  | 317 854                        | 2 348 241                     | 2 411 412                  | 21 933 499                    |
| 8452290000 | Sewing machines;not automatic units                                      | 429 093                        | 5 964 976                     | 2 443 920                  | 36 789 676                    |
| 8452300000 | Sewing machine needles   | 30 021                         | 344 979                       | 165 645                    | 3 112 184                     |
| 8452901100 | Arm,bed,stand,flywheel,belt guard;pedals of sewing mach of hous          | 1 699                          | 502 456                       | 10 998                     | 430 378                       |
| 8452901200 | Furniture, bases and covers for sewingmachines and parts there of        | 20 494                         | 61 314                        | 49 958                     | 224 524                       |
| 8452901900 | Oth part of sewing mach of machineryof sewing machines of hous           | 40 599                         | 568 785                       | 226 211                    | 3 343 489                     |
| 8452909110 | Arms beds,foot & pedals of mach excludeof sewing machines of hc          | 87                             | 5 387                         | 502                        | 75 994                        |
| 8452909190 | Other parts of sewing mach of machineryof sewing machines of hc          | 6 007                          | 47 656                        | 141 624                    | 628 171                       |
| 8452909200 | Furniture, bases and covers for sewingmachines and parts thereof         | 19 803                         | 81 432                        | 120 571                    | 279 455                       |
| 8452909900 | Other parts of sewing mach of machineryexclude sewing mach of l          | 124 753                        | 1 467 109                     | 249 645                    | 3 532 018                     |
| 8453101000 | Machinery for prepare,tanning/work hides, skins/leather, elect op        | 10 517                         | 620 365                       | 130 594                    | 3 968 250                     |
| 8453102000 | Machinery for prepare,tanning/work hides, skins/leather, not elec        | 50                             | 4 142                         | 201                        | 78 294                        |
| 8453201000 | Machinery for making/repairing footwear,electrically operated            | 123 101                        | 2 933 341                     | 1 089 193                  | 25 187 555                    |
| 8453202000 | Machinery for making/repairing footwear,not electrically operat          | 3 371                          | 221 997                       | 56 832                     | 1 347 647                     |
| 8453801000 | Other Mach for make/repair footwear,notsewing machine,electri            | 312 790                        | 3 446 051                     | 1 630 618                  | 26 798 594                    |
| 8453802000 | Other Mach for make/repair footwear,notsewing machine,not el             | 826                            | 18 920                        | 7 829                      | 178 127                       |
| 8453900000 | Parts of machinery for preparing,tanningworking hides, skins, leat       | 54 747                         | 535 023                       | 584 911                    | 6 106 059                     |
| 8454100000 | Converters   | 5 889                          | 2 982 652                     | 66 829                     | 15 651 793                    |
| 8454200000 | Ingot moulds and ladles  | 168 398                        | 939 468                       | 3 508 932                  | 19 252 068                    |
| 8454300000 | Casting machines   | 298 760                        | 3 715 247                     | 5 018 078                  | 60 423 455                    |
| 8454900000 | Parts of converter, ladles, ingot moulds, casting mach for metellur      | 644 461                        | 3 985 745                     | 2 753 600                  | 29 931 171                    |
| 8455100000 | Tube mills   | 90 138                         | 418 752                       | 388 286                    | 4 549 962                     |
| 8455210000 | Rolling mills,hot/comboination hot & cold                                | 17 224                         | 3 775 172                     | 155 285                    | 14 531 550                    |
| 8455220000 | Rolling mills, cold  | 106 929                        | 991 405                       | 549 477                    | 5 140 173                     |
| 8455300000 | Rolls for rolling mills  | 469 223                        | 8 166 098                     | 2 526 912                  | 36 184 517                    |
| 8455900000 | Other parts of metal-rolling millsand rolls therefor.                    | 748 302                        | 10 185 050                    | 3 176 161                  | 43 016 667                    |
| 8456100000 | Mach tool for work any material byremoval material,operat by las         | 117 098                        | 517 083                       | 2 800 062                  | 13 958 803                    |

**I.3. IMPOR MENURUT KOMODITI / IMPORT BY HS COMMODITY**  
**\*\*\* NOVEMBER/NOVEMBER 2013 \*\*\***

| H S        | Uraian Komoditi<br>Commodity Description                            | Berat Bersih / Net Weight (Kg) |                               | Nilai / Value C.I.F (US\$) |                               |
|------------|---|--------------------------------|-------------------------------|----------------------------|-------------------------------|
|            |   | Bulan ini<br>Current Month     | Kumulatif<br>Cum.Jan. to date | Bulan ini<br>Current Month | Kumulatif<br>Cum.Jan. to date |
| 8456200000 | Machines tool for work any material byremoval material,operat by    | 2 159                          | 133 570                       | 66 510                     | 2 937 382                     |
| 8456300000 | Machines tool for work any material byremoval material,electro-d    | 57 733                         | 475 980                       | 850 837                    | 8 808 930                     |
| 8456901000 | Mach tool for mnfact of printed circuit,numerical control,by plasm  | 986                            | 136 224                       | 24 749                     | 1 943 769                     |
| 8456902000 | Wet proces equip for the application byimmersion of electrochem     | 295                            | 2 789                         | 1 057                      | 19 822                        |
| 8456909000 | Oth mach tool for work any materialby other operating processes     | 39 490                         | 338 043                       | 550 876                    | 5 642 690                     |
| 8457100000 | Machining centres   | 784 822                        | 6 697 514                     | 17 701 289                 | 134 912 646                   |
| 8457200000 | Unit construction machines(single-station)                          | 2 670                          | 184 123                       | 129 359                    | 3 255 234                     |
| 8457300000 | Multi-station transfer machines                                     | 146 859                        | 342 991                       | 889 850                    | 6 231 978                     |
| 8458110000 | Horizontal lathes, for removing metalnumerically controlled         | 457 587                        | 3 686 476                     | 11 622 942                 | 73 338 581                    |
| 8458191000 | Horizontal lathes, for remove metal,bed-spidle ctr not excd? 300m   | 36 931                         | 527 875                       | 129 294                    | 2 222 520                     |
| 8458199000 | Horizontl lathes, for remove metal, bed-spidle cntrl not excd>300m  | 167 863                        | 2 639 688                     | 529 918                    | 14 008 259                    |
| 8458910000 | Other lathes,for removing metalnumerically controlled               | 65 800                         | 1 015 539                     | 529 771                    | 17 761 134                    |
| 8458991000 | Oth lathes,for remove metal,not numericcntrl,spidle ctr-bed not e:  | 13 578                         | 88 612                        | 308 600                    | 641 300                       |
| 8458999000 | Oth lathes,for remove metal,not numericcntrl, spidle cetnre-bed no  | 307 096                        | 2 656 962                     | 1 982 123                  | 27 250 591                    |
| 8459101000 | Way-type unit head machines,electrically operated                   | 2 522                          | 800 733                       | 6 793                      | 15 967 251                    |
| 8459102000 | Way-type unit head machines,not electrically operated               | 941                            | 30 268                        | 10 166                     | 563 890                       |
| 8459210000 | Drilling machines,numerically controlled                            | 57 844                         | 314 860                       | 1 372 106                  | 7 166 680                     |
| 8459291000 | Drilling machines,electrically operated                             | 287 139                        | 2 204 008                     | 1 429 013                  | 13 678 539                    |
| 8459292000 | Drilling machines, not electricallyoperated                         | 6 813                          | 80 833                        | 111 948                    | 556 356                       |
| 8459310000 | Boring-milling machines, not horizontallathes,numerically controll  | 4 915                          | 225 921                       | 35 039                     | 7 108 964                     |
| 8459391000 | Boring-milling machines,electricallyoperated, not horizontal lathes | 25 752                         | 477 108                       | 234 261                    | 3 515 589                     |
| 8459392000 | Boring-milling machines, not electricaloperated not horizontal lath | 9 307                          | 26 669                        | 118 238                    | 279 828                       |
| 8459401000 | Boring machines, electrically operated                              | 119 738                        | 908 121                       | 2 288 113                  | 7 955 763                     |
| 8459402000 | Boring machines, not electrical operated                            | 674                            | 250 746                       | 3 764                      | 2 099 114                     |
| 8459510000 | Milling machines, knee-type, numericallycontrolled                  | 47                             | 34 464                        | 3 345                      | 466 963                       |
| 8459591000 | Milling machines, knee-type,electrically operated                   | 12 238                         | 435 152                       | 135 227                    | 2 081 240                     |
| 8459592000 | Milling machines, knee-type,not electrically operated               | 0                              | 48 257                        | 0                          | 205 471                       |
| 8459610000 | Other milling machines, numericallycontrolled                       | 58 033                         | 492 027                       | 1 860 950                  | 7 729 022                     |
| 8459691000 | Other milling machines, electricallyoperated                        | 120 579                        | 1 323 499                     | 1 615 930                  | 11 169 872                    |
| 8459692000 | Other milling machines, not electricallyoperated                    | 7 201                          | 30 550                        | 33 228                     | 159 463                       |
| 8459701000 | Other threading/tapping machines,electrically operated              | 19 200                         | 608 221                       | 134 187                    | 9 042 461                     |
| 8459702000 | Other threading/tapping machines,not electrically operated          | 5 942                          | 14 165                        | 197 437                    | 342 398                       |
| 8460110000 | Flat-surface grinding mach,an accurof at least 0.01 mm,numeric cc   | 18 589                         | 178 770                       | 655 990                    | 6 723 918                     |
| 8460191000 | Other flat-surface grinding mach,anaccur at least 0.01 mm, elect o  | 50 371                         | 1 654 913                     | 328 378                    | 41 051 720                    |
| 8460192000 | Oth flat-surface grinding mach,an accurat least 0.01 mm, not elect  | 8 158                          | 58 153                        | 45 712                     | 518 319                       |
| 8460210000 | Other grinding mach,an accuracy of atleast 0.01 mm,numerically c    | 2 514                          | 335 825                       | 4 956                      | 10 102 238                    |
| 8460291000 | Other grinding mach,an accuracy of atleast 0.01 mm, electrically o  | 91 415                         | 1 118 588                     | 295 087                    | 14 891 021                    |
| 8460292000 | Other grinding mach,an accur at least0.01 mm, not electric operat   | 2 127                          | 65 784                        | 6 084                      | 202 704                       |
| 8460311000 | Machine tools, numeric controlled, forsharpen carbide diamet ? 3.   | 274                            | 103 298                       | 7 062                      | 1 216 255                     |
| 8460319000 | Oth sharpening (tool/cutter grinding)machines,numerically contro    | 16 831                         | 377 075                       | 99 559                     | 8 767 907                     |
| 8460391000 | Oth sharpening (tool/cutter grinding)machines, electrically operat  | 1 789                          | 154 120                       | 17 594                     | 2 411 805                     |
| 8460392000 | Oth sharpening (tool/cutter grinding)machines, not electrically ope | 802                            | 10 611                        | 24 642                     | 161 709                       |
| 8460401000 | Honing/lapping machines,electrically operated                       | 40 972                         | 462 569                       | 1 692 859                  | 13 879 102                    |
| 8460402000 | Honing/lapping machines,not electrically operated                   | 7 147                          | 25 669                        | 318 271                    | 400 625                       |
| 8460901000 | Other machine-tools for deburring,abrasives/ polishing products, e  | 45 113                         | 4 523 542                     | 1 001 101                  | 20 549 005                    |
| 8460902000 | Other mach-tools for deburring,abrasives/polishing products, not e  | 6 057                          | 94 289                        | 23 752                     | 480 474                       |
| 8461201000 | Shaping/slotting machines,electricallyoperated                      | 47 067                         | 556 415                       | 219 440                    | 5 126 723                     |
| 8461202000 | Shaping/slotting mach,not electricallyoperated                      | 172                            | 29 710                        | 515                        | 427 325                       |
| 8461301000 | Broaching mach,electrically operated                                | 27 760                         | 138 021                       | 343 891                    | 3 910 801                     |
| 8461302000 | Broaching mach,not electric operated                                | 645                            | 8 739                         | 22 783                     | 201 051                       |
| 8461401000 | Gear cutting,gear grinding/gearfinishing mach electric operated     | 117 420                        | 504 196                       | 4 565 972                  | 13 838 754                    |
| 8461402000 | Gear cutting,gear grinding/gearfinishing mach not electric operate  | 0                              | 20 942                        | 0                          | 297 571                       |
| 8461501000 | Sawing/cutting-off machines,electrically operated                   | 370 723                        | 2 327 796                     | 1 655 936                  | 22 095 587                    |
| 8461502000 | Sawing/cutting-off machines,not electrically operated               | 14 039                         | 289 745                       | 64 287                     | 1 074 276                     |
| 8461901100 | Planing machines,electric operated                                  | 1 177                          | 73 877                        | 7 850                      | 1 456 480                     |
| 8461901900 | Other planing machines,electric operated                            | 206 576                        | 1 077 022                     | 656 932                    | 5 556 880                     |
| 8461909100 | Other planing machines,not electricoperated                         | 0                              | 528                           | 0                          | 18 649                        |
| 8461909900 | Other mach-tool work by removing metalor cerments, not electric     | 34 911                         | 564 567                       | 204 104                    | 5 054 855                     |
| 8462101000 | Forging/die-stamping machines (incl pres& hammers, electric oper    | 2 027 682                      | 26 326 379                    | 16 248 111                 | 178 445 760                   |
| 8462102000 | Forging/die-stamping machines (incl pres&hammers,not electric o     | 16 958                         | 807 635                       | 44 340                     | 9 881 396                     |
| 8462210000 | Bend,fold,straighten/flattening machine(includ pres),numeric cont   | 137 053                        | 3 440 657                     | 854 290                    | 37 157 180                    |
| 8462291000 | Bend,fold,straighten/flattening machine(incl pres),unnumeric cntrl  | 1 430 388                      | 6 119 328                     | 11 916 852                 | 46 141 941                    |
| 8462292000 | Bend,fold,straighten/flattnng mach(incl pres),unnumeric cntrl,nt e  | 76 446                         | 596 028                       | 231 985                    | 2 312 226                     |
| 8462310000 | Shearing machine (incl press),oth thancombine punching mach,nu      | 107 338                        | 854 861                       | 894 600                    | 8 619 149                     |
| 8462391000 | Shearing mach (incl press),oth than binepunching mach,numeric c     | 253 789                        | 3 557 308                     | 2 544 760                  | 27 043 641                    |
| 8462392000 | Shearing mach (incl press),oth than binepunch mach,not electric o   | 5 066                          | 196 376                       | 32 628                     | 680 864                       |
| 8462410000 | Punching/notching mach,incl comb punch &shearing mach,numeri        | 47 325                         | 669 100                       | 633 138                    | 9 403 634                     |
| 8462491000 | Punching/notching mach,incl comb punch &shearing mach,not nui       | 226 350                        | 2 587 517                     | 1 027 016                  | 15 792 523                    |
| 8462492000 | Punching/notching mach,incl comb punch &shear mach,not numri        | 2 340                          | 62 722                        | 18 157                     | 465 422                       |
| 8462910000 | Hydraulic presses   | 626 533                        | 5 375 534                     | 2 706 374                  | 31 265 553                    |
| 8462991000 | Mach for manufac of boxes,cans & similarcontain of tin plate, elec  | 47 052                         | 936 748                       | 121 450                    | 6 699 405                     |

**I.3. IMPOR MENURUT KOMODITI / IMPORT BY HS COMMODITY**  
**\*\*\* NOVEMBER/NOVEMBER 2013 \*\*\***

| HS         | Uraian Komoditi<br>Commodity Description                              | Berat Bersih / Net Weight (Kg) |                               | Nilai / Value C.I.F (US\$) |                               |
|------------|---|--------------------------------|-------------------------------|----------------------------|-------------------------------|
|            |   | Bulan ini<br>Current Month     | Kumulatif<br>Cum.Jan. to date | Bulan ini<br>Current Month | Kumulatif<br>Cum.Jan. to date |
| 8462992000 | Mach for manufac of boxes,cans containtin plate,not electrically o    | 270                            | 41 330                        | 15 000                     | 810 455                       |
| 8462995000 | Oth machine for working metal by forging,hamming,electrically op      | 448 877                        | 3 971 438                     | 4 366 782                  | 37 951 518                    |
| 8462996000 | Oth machine for working metal by forging,hamming,not electricall      | 701                            | 191 271                       | 7 625                      | 942 134                       |
| 8463101000 | Draw-benches for bars,tube,profile,wire,or the like, electrically opi | 85 912                         | 1 268 158                     | 119 453                    | 12 505 057                    |
| 8463102000 | Draw-benches for bars,tube,profile,wire,or the like, not electrically | 0                              | 108 435                       | 0                          | 600 297                       |
| 8463201000 | Thread rolling machines, electricallyoperated                         | 34 977                         | 690 638                       | 126 223                    | 5 890 785                     |
| 8463202000 | Thread rolling machines,not electricallyoperated                      | 290                            | 26 727                        | 7 778                      | 1 557 540                     |
| 8463301000 | Machines for working wire,electricallyoperated                        | 118 276                        | 2 814 254                     | 1 135 818                  | 32 724 913                    |
| 8463302000 | Machines for working wire,not electrically operated                   | 38 823                         | 150 029                       | 124 955                    | 589 327                       |
| 8463901000 | Oth mach tool for work metal/cerments,without remove material,        | 73 670                         | 1 748 152                     | 1 913 057                  | 32 376 412                    |
| 8463902000 | Oth mach tool for work metal/cerments,without remove material,        | 4 383                          | 90 771                        | 30 481                     | 13 079 602                    |
| 8464101000 | Sawing machines, electrically operated                                | 12 837                         | 490 481                       | 63 631                     | 3 866 525                     |
| 8464102000 | Sawing machines,not electrical operated                               | 2 159                          | 6 482                         | 7 840                      | 46 585                        |
| 8464201000 | Grinding/polishing machines,electrically operated                     | 130 459                        | 1 449 863                     | 260 033                    | 4 302 774                     |
| 8464202000 | Grinding/polishing machines,not electrically operated                 | 11                             | 14 025                        | 7 939                      | 124 433                       |
| 8464901000 | Oth mach tool for work stone,ceramics/like mineral material,elect     | 72 794                         | 2 556 500                     | 399 255                    | 17 064 395                    |
| 8464902000 | Oth mach tool for work stone,ceramics/like mineral material,not e     | 15 807                         | 839 304                       | 54 731                     | 1 999 234                     |
| 8465100000 | Mach, can carryout diffrent type oprationwithout tool charge for su   | 5 360                          | 1 017 413                     | 70 521                     | 6 556 618                     |
| 8465911000 | Sawing machines for scoring PCB/ PWB's electrically operated          | 0                              | 118 660                       | 0                          | 859 761                       |
| 8465912000 | Other sawing mach for scoring PCB/ PWB's, electrically operated       | 250 832                        | 2 186 882                     | 643 366                    | 8 162 337                     |
| 8465919000 | Other sawing mach for scoring PCB/ PWB's, not electrically operat     | 63 975                         | 857 790                       | 464 391                    | 4 493 120                     |
| 8465921000 | Mach tools for routing PCB/PWB'ssubstrates,shank dmtr ? 3.175 n       | 1 093                          | 45 900                        | 8 832                      | 214 759                       |
| 8465922000 | Oth planing,milling/moulding(by cutting) mach,electrically operate    | 89 380                         | 1 350 223                     | 400 788                    | 6 607 973                     |
| 8465929000 | Oth planing,milling/moulding(by cutting)machines,not electric ope     | 7 212                          | 257 420                       | 41 465                     | 2 338 639                     |
| 8465931000 | Grinding, sanding/polishing machines,electrically operated            | 45 451                         | 662 783                       | 283 385                    | 3 801 459                     |
| 8465932000 | Grinding, sanding/polishing machines,not electrically operated        | 1 627                          | 80 729                        | 4 562                      | 393 210                       |
| 8465941000 | Bending/assembling machines,electrically operated                     | 42 285                         | 319 946                       | 1 060 071                  | 7 943 610                     |
| 8465942000 | Bending/assembling machines,not electrically operated                 | 980                            | 16 416                        | 11 908                     | 368 623                       |
| 8465951000 | Drilling mach for manufac PCB/PWB's ,with a spindle speed > 50.0l     | 1 819                          | 54 636                        | 3 150                      | 497 468                       |
| 8465953000 | Other drilling/morticing machines,electrically operated               | 20 350                         | 872 858                       | 261 873                    | 3 570 990                     |
| 8465959000 | Other drilling/morticing machines,not electrically operated           | 2 294                          | 280 067                       | 17 320                     | 1 055 431                     |
| 8465961000 | Splitting, slicing/paring machines,electrically operated              | 167 263                        | 1 074 473                     | 2 229 257                  | 9 845 942                     |
| 8465962000 | Splitting, slicing/paring machines,not electrically operated          | 0                              | 53 193                        | 0                          | 521 103                       |
| 8465993000 | Other machine tools, lathes,eletrically operated                      | 26 422                         | 668 287                       | 112 750                    | 4 083 742                     |
| 8465994000 | Other machine tools, lathes,not eletrically operated                  | 21 978                         | 86 944                        | 59 049                     | 431 471                       |
| 8465995000 | Mach for deburring surfaces ofPCB/PWB's, for scoring laminati pre     | 113 197                        | 284 288                       | 216 398                    | 1 379 057                     |
| 8465996000 | Other mach-tools for nailing,stapling,glueing/otherwise assemb,el     | 102 190                        | 1 225 773                     | 310 791                    | 6 248 548                     |
| 8465999000 | Other mach-tools for nailing,stapling,glueing/otherwise assemb,nc     | 165 884                        | 1 029 167                     | 995 288                    | 9 774 237                     |
| 8466101000 | Tool hold.self-open dieheadsfor 8456.90,8460.31,8465.91,8465.92       | 5 661                          | 72 154                        | 134 595                    | 1 195 606                     |
| 8466109000 | Oth tool holders & self-opening dieheads                              | 41 117                         | 1 015 279                     | 1 179 934                  | 21 994 586                    |
| 8466201000 | Work holders for sub 8456.99, 8460.31,8465.91, 8465.92, 8465.95       | 9 519                          | 153 372                       | 81 421                     | 1 706 751                     |
| 8466209000 | Oth work holders for other machine tools                              | 10 982                         | 503 424                       | 878 589                    | 13 625 566                    |
| 8466301000 | Dividing h,special attachm 8456.99,8460.31,8465.91,8465.92,846        | 429                            | 21 758                        | 27 759                     | 516 209                       |
| 8466309000 | Dividing h,not for attachm sub 8456.99,8460.31,8465.91,8465.92,       | 6 829                          | 377 819                       | 316 074                    | 6 455 645                     |
| 8466910000 | Parts&acces suitable for machineof heading 84.64-84.65                | 97 384                         | 3 084 004                     | 328 253                    | 11 431 042                    |
| 8466921000 | Parts&acces suitabl for mach 8465. 91.10,8465.92.10,8465.95.10,       | 4 598                          | 59 191                        | 88 709                     | 621 458                       |
| 8466929000 | Parts & acces suitable for machof otherheading 84.65                  | 88 655                         | 577 315                       | 1 274 502                  | 10 233 901                    |
| 8466932000 | Parts&acces suitabl for mach 8456. 99.20,8456.99.30,8456.99.408       | 966                            | 11 001                        | 15 445                     | 127 863                       |
| 8466939000 | Parts&acces suitable for mach of otherheadings 84.56 to 84.61         | 191 144                        | 1 817 311                     | 3 819 497                  | 28 092 401                    |
| 8466940000 | Oth parts & acces suitable for machinesother headings 84.56 to 84     | 580 223                        | 4 306 124                     | 4 112 371                  | 75 544 562                    |
| 8467110000 | Tool for work in the hand,pneumatic,rotary type (incl rotary percu    | 10 187                         | 225 900                       | 360 628                    | 6 690 350                     |
| 8467190000 | Tool for working in the hand,pneumatic,in other type                  | 83 559                         | 459 575                       | 425 645                    | 3 659 845                     |
| 8467210000 | Drills of all kinds with self containedelectric motor                 | 391 684                        | 2 996 139                     | 2 979 436                  | 10 968 405                    |
| 8467220000 | Saws with self contained electric motor                               | 143 469                        | 1 218 010                     | 1 006 578                  | 4 340 301                     |
| 8467290000 | Oth tool for working in the hand,with self-contained electric moto    | 1 106 555                      | 10 852 405                    | 4 901 478                  | 32 357 705                    |
| 8467810000 | Chain saws  | 249 070                        | 2 271 388                     | 622 517                    | 6 592 273                     |
| 8467890000 | Oth tool for working in the hand,with self-contained non-electric n   | 62 658                         | 750 102                       | 324 620                    | 3 507 935                     |
| 8467911000 | Part of chain saw,of elect-mechanic forwork in hand,self-cont. elec   | 1 160                          | 123 802                       | 1 600                      | 419 893                       |
| 8467919000 | Part of chain saw,of elect-mechanic forwork in hand,self-cont. non    | 123 449                        | 2 245 679                     | 244 774                    | 4 470 577                     |
| 8467920000 | Parts of pneumatic tools  | 15 842                         | 139 813                       | 168 032                    | 1 700 076                     |
| 8467991000 | Part of hydraulic tool,of goodswith self-contained electric motor     | 254 451                        | 637 504                       | 227 089                    | 1 233 854                     |
| 8467999000 | Part of hydraulic tool,of goodsnot with self-contained electric mot   | 101 990                        | 1 510 227                     | 229 043                    | 3 780 389                     |
| 8468100000 | Hand-held blow pipes  | 1 225                          | 23 636                        | 9 648                      | 117 620                       |
| 8468201000 | Hand-operated gas welding, brazing/cutting appliances for metal       | 45 886                         | 777 821                       | 130 572                    | 3 468 991                     |
| 8468209000 | Other gas-operated machinery & apparatus                              | 63 009                         | 1 256 844                     | 434 546                    | 9 861 803                     |
| 8468800000 | Other machinery and apparatus   | 253 146                        | 1 238 891                     | 740 804                    | 24 805 979                    |
| 8468901000 | Parts of goods of hand-held blow pipes                                | 85 127                         | 669 913                       | 191 218                    | 1 640 917                     |
| 8468902000 | Parts of goods of hand-operat gas weldbrazing/cutting appliances      | 2 060                          | 77 243                        | 7 981                      | 750 425                       |
| 8468909000 | Oth parts of not hand blow pipe/oprtedgas welding, braze/cut appl     | 160 973                        | 1 700 808                     | 1 115 950                  | 12 058 196                    |
| 8469001000 | Word processing machines  | 958                            | 8 164                         | 2 000                      | 72 287                        |
| 8469009010 | Automatic typewriters   | 0                              | 44 133                        | 0                          | 555 413                       |

**I.3. IMPOR MENURUT KOMODITI / IMPORT BY HS COMMODITY**  
**\*\*\* NOVEMBER/NOVEMBER 2013 \*\*\***

| H S        | Uraian Komoditi<br>Commodity Description                              | Berat Bersih / Net Weight (Kg) |                               | Nilai / Value C.I.F (US\$) |                               |
|------------|---|--------------------------------|-------------------------------|----------------------------|-------------------------------|
|            |   | Bulan ini<br>Current Month     | Kumulatif<br>Cum.Jan. to date | Bulan ini<br>Current Month | Kumulatif<br>Cum.Jan. to date |
| 8469009090 | Non automatic typewrites  | 13 419                         | 70 425                        | 49 405                     | 389 441                       |
| 8470100000 | Electronic calculators capable of operwithout an extnl source elect   | 74 651                         | 615 042                       | 221 783                    | 4 354 484                     |
| 8470210000 | Electronic calculating machinesincorporating a printing device        | 362                            | 9 055                         | 11 990                     | 293 292                       |
| 8470290000 | Other electronic calculating machines                                 | 30 150                         | 230 933                       | 380 504                    | 2 285 474                     |
| 8470300000 | Other calculating machines  | 96 222                         | 1 270 360                     | 225 111                    | 3 491 668                     |
| 8470500000 | Cash registers  | 33 200                         | 511 216                       | 791 274                    | 27 051 959                    |
| 8470901000 | Postage-franking machines   | 3                              | 30                            | 249                        | 1 081                         |
| 8470902000 | Accounting machines   | 0                              | 3 262                         | 0                          | 29 756                        |
| 8470909000 | Mach for pocket-size data record, reprod,display mach with calcul     | 0                              | 733                           | 0                          | 130 876                       |
| 8471301000 | Palmtop &personal digital assistants(PDAs)                            | 14 036                         | 417 320                       | 1 797 932                  | 42 069 358                    |
| 8471302000 | Laptops incl notebooks and subnotebooks                               | 1 042 458                      | 11 139 456                    | 84 068 291                 | 916 324 239                   |
| 8471309000 | Oth portable digital automatic dataproc mach,weigh not more thar      | 245 789                        | 1 912 400                     | 35 544 896                 | 350 710 104                   |
| 8471411000 | Personal computers excluding portable                                 | 66 753                         | 1 549 888                     | 3 717 961                  | 60 024 151                    |
| 8471419000 | Other digital automatic data processingmachines                       | 48 852                         | 427 565                       | 3 207 602                  | 35 862 849                    |
| 8471491000 | Processing units for personal &portabcomputers,presented in form      | 98 979                         | 1 330 048                     | 6 369 391                  | 79 019 036                    |
| 8471499000 | Other digital automatic data proces mach,present in form of syste     | 42 569                         | 1 439 125                     | 2 978 949                  | 48 890 173                    |
| 8471501000 | Process units for personal & portab comp,other automatic data pr      | 158 173                        | 3 410 088                     | 12 819 974                 | 167 637 061                   |
| 8471509000 | Other digital automatic data proces mach,other automatic data pr      | 228 808                        | 2 822 561                     | 9 192 169                  | 101 452 012                   |
| 8471603000 | Computer keyboards  | 86 616                         | 1 073 217                     | 414 326                    | 8 058 914                     |
| 8471604000 | X-y coordinate input devices,includingmouse,light pens,joystick,tra   | 207 809                        | 1 414 403                     | 992 946                    | 9 868 327                     |
| 8471609000 | Other mach input/output units,whether/not contain storg units sa      | 71 704                         | 689 950                       | 5 157 337                  | 37 795 692                    |
| 8471701000 | Floppy disk drives  | 14 706                         | 83 913                        | 51 591                     | 1 229 474                     |
| 8471702000 | Hard disk drives  | 294 264                        | 3 531 787                     | 11 762 307                 | 141 667 051                   |
| 8471703000 | Tape drives   | 2 568                          | 22 649                        | 230 024                    | 2 604 965                     |
| 8471704000 | Optical disk drives,including cd-romdrives,dvd drives & cd-r drives   | 81 959                         | 1 256 611                     | 1 476 795                  | 35 541 115                    |
| 8471705000 | Proprietary fmat strge device incldmedia therefor fr automat dt pr    | 32 762                         | 368 957                       | 5 530 502                  | 44 607 165                    |
| 8471709100 | Automatic backup systems  | 57                             | 6 825                         | 25 963                     | 747 245                       |
| 8471709900 | Other storage units of digital automaticdata processing machines      | 44 514                         | 617 993                       | 1 852 341                  | 29 469 359                    |
| 8471801000 | Control and adaptor units   | 30 276                         | 641 430                       | 827 828                    | 13 296 420                    |
| 8471807000 | Sound card and video cards  | 17 838                         | 230 389                       | 87 425                     | 2 346 317                     |
| 8471809000 | Other units of automatic data processingmachines                      | 82 532                         | 1 258 262                     | 5 830 603                  | 38 901 308                    |
| 8471901000 | Bar code readers  | 52 599                         | 113 502                       | 1 012 820                  | 5 917 438                     |
| 8471902000 | Optical character readers,document/image scanners                     | 59 562                         | 500 528                       | 1 913 976                  | 19 706 157                    |
| 8471909000 | Other automatic data processing machines& units thereof               | 175 058                        | 1 189 150                     | 4 306 269                  | 43 186 879                    |
| 8472101000 | Duplicating machines, electric operated                               | 0                              | 6 001                         | 0                          | 130 608                       |
| 8472102000 | Duplicating machines, not electricallyoperated                        | 0                              | 14 215                        | 0                          | 34 916                        |
| 8472301000 | Machines for sorting/folding mail/for inserting mail in envelopes,e   | 0                              | 7 962                         | 0                          | 311 867                       |
| 8472302000 | Machines for sorting/folding mail/for inserting mail in envelops,nc   | 19                             | 19                            | 1 995                      | 1 995                         |
| 8472901000 | Automatic teller machines   | 55 401                         | 6 217 022                     | 1 195 767                  | 80 275 022                    |
| 8472902000 | Electronic fingerprint identificationsystems                          | 8 902                          | 117 838                       | 73 967                     | 1 064 778                     |
| 8472903000 | Other office machines,electrically operated                           | 103 015                        | 712 868                       | 1 214 897                  | 9 013 925                     |
| 8472909000 | Other office machines,not electrically operated                       | 6 529                          | 205 787                       | 244 413                    | 1 785 748                     |
| 8473101000 | Printed circuit assembliesfor word- processing machines               | 245                            | 14 249                        | 4 391                      | 124 844                       |
| 8473109000 | Other parts & acces of the mach of typewriter not printer/word pr     | 4 922                          | 136 584                       | 446 787                    | 4 430 316                     |
| 8473210000 | Parts & accs of elect calculating; with/without extrnal sources & pr  | 139                            | 13 223                        | 22 251                     | 266 628                       |
| 8473290000 | Other parts & acces of the machine ofcalculating, reproducing, di     | 12 933                         | 205 897                       | 165 530                    | 3 390 841                     |
| 8473301000 | Assembled printed circuit boards                                      | 247 042                        | 3 353 850                     | 8 429 589                  | 126 472 067                   |
| 8473309000 | Other parts & acces of the machines ofautomatic data processing       | 543 777                        | 6 074 398                     | 13 950 481                 | 156 777 086                   |
| 8473401100 | Parts including printed circuit assemblr for automatic teller machine | 7 285                          | 103 898                       | 359 229                    | 7 004 181                     |
| 8473401900 | Other parts&access of the mach of othoffice machine,for elect ope     | 6 163                          | 159 513                       | 425 612                    | 4 758 573                     |
| 8473402000 | Other parts&access of the mach of othoffice machine,for non elec      | 792                            | 22 692                        | 120 533                    | 223 786                       |
| 8473501100 | Parts&access suitable for use with machauto data procc mach & u       | 36 850                         | 253 473                       | 474 907                    | 1 512 940                     |
| 8473501900 | Part&acc suitabl for use mach typewriternot printers&oth office r     | 2 776                          | 206 979                       | 4 301                      | 1 287 441                     |
| 8473502000 | Part&acc suitabl for use mach typewriternot print&oth office mach     | 0                              | 342                           | 0                          | 2 705                         |
| 8474101000 | Sorting,screening,separating/washingmachines, electrically operat     | 426 801                        | 6 041 133                     | 4 239 417                  | 43 857 678                    |
| 8474102000 | Sorting,screening,separating/washingmachines, not electrically op     | 11 243                         | 425 194                       | 181 530                    | 5 138 559                     |
| 8474201100 | Crushing/grinding machines for stoneelectrically operated             | 626 682                        | 14 952 058                    | 952 575                    | 40 060 798                    |
| 8474201900 | Crushing/grinding mach for earth,oresoth mineral substances,elect     | 888 797                        | 9 698 688                     | 5 365 525                  | 77 318 001                    |
| 8474202100 | Crushing/grinding mach for stonenot electrically operated             | 0                              | 418 068                       | 0                          | 1 417 771                     |
| 8474202900 | Crushing/grinding mach for earth,oresoth mineral substances,not e     | 44 879                         | 1 289 791                     | 352 157                    | 8 361 267                     |
| 8474311000 | Concrete/mortar mixers, electricallyoperated                          | 356 597                        | 4 355 629                     | 1 616 618                  | 15 459 597                    |
| 8474312000 | Concrete/mortar mixers, not electricallyoperated                      | 200 330                        | 1 530 927                     | 606 770                    | 4 538 420                     |
| 8474321100 | Mach for mixing mineral substances withbitumen,output cap ? 80        | 138                            | 2 315 593                     | 9 753                      | 4 323 343                     |
| 8474321900 | Mach for mixing mineral substances withbitumen,output cap > 80        | 526                            | 2 986 443                     | 1 365                      | 8 672 999                     |
| 8474322900 | Mach for mix mineral substnc wth bitumen,output cap >80 t/h,not       | 25                             | 186 503                       | 217                        | 745 728                       |
| 8474391000 | Other mixing/kneading machineselectrically operated                   | 284 249                        | 2 738 778                     | 2 306 721                  | 26 156 207                    |
| 8474392000 | Other mixing/kneading machinesnot electrically operated               | 27 437                         | 999 404                       | 451 825                    | 6 466 016                     |
| 8474801000 | Mach for agglomerating,shaping/mauldsolid mineral fuels,electric      | 1 452 557                      | 18 881 736                    | 6 398 812                  | 79 111 955                    |
| 8474802000 | Mach for agglomerating,shaping/mouldsolid mineral fuels,not elec      | 73 535                         | 1 177 678                     | 262 738                    | 9 321 262                     |
| 8474901000 | Parts of mach for sort,creen,separate,wash,crush,grinding&mixing      | 1 449 122                      | 18 535 406                    | 9 304 725                  | 130 028 560                   |
| 8474902000 | Parts of mach for sort,creen,separate,wash,crush,grinding&mix,nc      | 57 032                         | 1 315 742                     | 813 688                    | 13 630 061                    |

**I.3. IMPOR MENURUT KOMODITI / IMPORT BY HS COMMODITY**  
**\*\*\* NOVEMBER/NOVEMBER 2013 \*\*\***

| HS         | Uraian Komoditi<br>Commodity Description                             | Berat Bersih / Net Weight (Kg) |                               | Nilai / Value C.I.F (US\$) |                               |
|------------|--|--------------------------------|-------------------------------|----------------------------|-------------------------------|
|            |  | Bulan ini<br>Current Month     | Kumulatif<br>Cum.Jan. to date | Bulan ini<br>Current Month | Kumulatif<br>Cum.Jan. to date |
| 8475101000 | Mach for assembl electric/electronicclamps tubes/valves,electric op  | 0                              | 151 970                       | 0                          | 2 268 804                     |
| 8475102000 | Mach for assembl electric/electronicclamps tubes/valves,not elect.   | 28                             | 26 545                        | 2 511                      | 279 382                       |
| 8475210000 | Machines for making optical fibres andpreforms thereof               | 0                              | 436                           | 0                          | 4 717                         |
| 8475290000 | Other machines for manufacturing/hot working glass/glassware         | 56 109                         | 485 705                       | 139 503                    | 6 780 692                     |
| 8475901000 | Part of mach for assmb/mfg elect/elctrihot work glassware,elect      | 15 816                         | 326 885                       | 857 476                    | 13 313 919                    |
| 8475902000 | Part of mach for assmb/mfg elect/elctrihot work glassware,not e      | 2 270                          | 6 957                         | 337 674                    | 812 748                       |
| 8476210000 | Automatic beverage-vending machin,incorporating heating/refrige      | 0                              | 14 661                        | 0                          | 180 922                       |
| 8476290000 | Other automatic beverage-vendingmachines                             | 0                              | 15 365                        | 0                          | 347 368                       |
| 8476810000 | Other automatic goods-vending mach,incorporating heating/refrig      | 0                              | 2                             | 0                          | 400                           |
| 8476890000 | Other automatic goods-vending mach,without heating/refrigerati       | 867                            | 36 114                        | 92 862                     | 622 050                       |
| 8476900000 | Parts of automatic goods-vend machincorpor heating/refrigerating     | 96 311                         | 695 788                       | 1 496 898                  | 11 710 980                    |
| 8477101000 | Injection-moulding machines for mouldingrubber                       | 833 954                        | 9 238 328                     | 7 163 233                  | 67 698 178                    |
| 8477103100 | P.v.c. injection moulding machine                                    | 1 358 663                      | 13 495 415                    | 8 967 697                  | 94 537 422                    |
| 8477103900 | Other injection-moulding machinesfor moulding plastics               | 345 630                        | 1 945 045                     | 3 055 295                  | 20 472 234                    |
| 8477201000 | Extruders for extruding rubber                                       | 105 947                        | 606 088                       | 816 561                    | 7 536 875                     |
| 8477202000 | Extruders for extruding plastics                                     | 699 472                        | 6 292 941                     | 9 813 800                  | 80 828 548                    |
| 8477300000 | Blow moulding machines   | 502 264                        | 4 441 591                     | 12 311 248                 | 86 753 033                    |
| 8477401000 | Vacuum moulding & other thermo formingfor moulding/forming r         | 42 581                         | 1 116 507                     | 254 808                    | 12 559 587                    |
| 8477402000 | Vacuum moulding & other thermo formingfor moulding/forming p         | 233 318                        | 2 790 735                     | 4 678 534                  | 39 975 695                    |
| 8477510000 | Mach for mould/retread pneumt tyres,for mould/othwise forming        | 52 653                         | 721 940                       | 2 589 461                  | 12 653 824                    |
| 8477591000 | Other machine for moulding/otherwiseforming for rubber               | 251 863                        | 1 338 860                     | 2 176 032                  | 11 270 201                    |
| 8477592000 | Other machine for moulding/otherwiseorming for plastics              | 258 195                        | 2 807 879                     | 3 018 957                  | 34 657 204                    |
| 8477801000 | Other machinery for working rubber/rubber products, electrically     | 708 396                        | 6 719 276                     | 7 613 483                  | 70 150 739                    |
| 8477802000 | Other machinery for working rubber/rubber products, not electric     | 21 563                         | 887 842                       | 263 493                    | 13 580 420                    |
| 8477803100 | Lamination presses for the manufactrof PCB/PWBs                      | 3 142                          | 63 452                        | 29 718                     | 563 195                       |
| 8477803900 | Other machinery for rubber or plastics,electrically operated         | 496 846                        | 6 262 067                     | 4 087 306                  | 77 966 304                    |
| 8477804000 | Other machinery for working rubber/plastic products, not elect op    | 51 688                         | 594 492                       | 143 263                    | 3 705 196                     |
| 8477901000 | Parts of electrically operatd mach forworking rubber/products fro    | 276 288                        | 2 713 763                     | 1 498 793                  | 34 131 232                    |
| 8477902000 | Part of nonelectric opratd mach forworking rubb/fr the manuf pro     | 90 538                         | 1 456 187                     | 2 422 526                  | 23 759 507                    |
| 8477903200 | Pars of lamination pressesfor the manufc of PCB/PWBs                 | 18 319                         | 69 590                        | 58 346                     | 560 073                       |
| 8477903900 | Oth Parts not parts of laminationpresses for the manufc of PCB/PV    | 79 301                         | 155 331                       | 527 494                    | 2 424 370                     |
| 8477904000 | Part of nonelectric opratd mach forworkplastic/for the manufgt pi    | 56 109                         | 924 183                       | 721 938                    | 8 760 943                     |
| 8478101000 | Machinery for preparing/making uptobacco, electrically operated      | 125 496                        | 2 650 616                     | 18 008 538                 | 202 389 564                   |
| 8478102000 | Machinery for preparing/making uptobacco, not electrically opera     | 178 876                        | 291 722                       | 2 678 379                  | 4 174 256                     |
| 8478901000 | Parts of machinery for preparing/makingup tobacco, electrically op   | 33 492                         | 1 259 361                     | 6 492 478                  | 49 022 331                    |
| 8478902000 | Parts of machinery for preparing/makingup tobacco, not electrical    | 14 102                         | 138 025                       | 28 587                     | 903 763                       |
| 8479101000 | Machinery for public works,building/the like electrically operated   | 144 782                        | 4 301 825                     | 661 215                    | 15 074 271                    |
| 8479102000 | Machinery fr public works,building/the like not electrically operate | 35 323                         | 249 311                       | 517 742                    | 3 586 994                     |
| 8479201000 | Mach for the extract/preparation ofanimal/fix vegetabl fat/oil, ele  | 2 000 117                      | 27 720 486                    | 23 508 573                 | 212 648 383                   |
| 8479202000 | Mach for the extract/preparation of animal/fix vegetabl fat/oil,not  | 193 327                        | 2 892 203                     | 880 722                    | 15 144 576                    |
| 8479301000 | Presses for the manufacture of particleboard electrically operated   | 238 671                        | 2 061 856                     | 1 016 088                  | 6 030 009                     |
| 8479302000 | Presses for the manufacture of particleboard not electrically opera  | 41 788                         | 250 253                       | 68 500                     | 762 131                       |
| 8479401000 | Rope/cable making machines,electrically operated                     | 99 877                         | 1 189 587                     | 1 422 784                  | 9 886 446                     |
| 8479402000 | Rope/cable making machines,not electrically operated                 | 524                            | 19 448                        | 1 607                      | 596 048                       |
| 8479500000 | Industrial robots, not elsewherespecified/included                   | 151 715                        | 1 348 650                     | 3 001 052                  | 47 036 514                    |
| 8479600000 | Evaporative air coolers  | 363 681                        | 4 117 696                     | 2 181 593                  | 23 089 004                    |
| 8479790000 | Oth passenger boarding bridges                                       | 1 158                          | 2 302 530                     | 20 137                     | 17 296 994                    |
| 8479811000 | Oth mach&mechanical appliance fortreating metal,electrically ope     | 787 072                        | 2 826 480                     | 10 172 553                 | 34 093 488                    |
| 8479812000 | Oth mach&mechanical appliance fortreating mtl,non electrically op    | 207 949                        | 488 691                       | 950 331                    | 3 608 536                     |
| 8479821000 | Mixing,kneading,crush,grind,screen,sift,homogenis,& emulsift/stir    | 582 427                        | 5 992 898                     | 4 399 156                  | 89 981 726                    |
| 8479822000 | Mixing,kneading,crush,grind,screen,sift,homogenis,& emulsift/stir    | 65 645                         | 778 613                       | 1 602 051                  | 9 594 391                     |
| 8479892000 | Machinery for assembling CPU   | 28 387                         | 788 286                       | 780 054                    | 26 573 763                    |
| 8479893000 | Oth mach for assembling CPU daughterboard in plastic case/housi      | 481 958                        | 5 894 780                     | 13 427 040                 | 135 359 193                   |
| 8479894000 | Oth mach for assembling CPU daughterboard in plastic case/housi      | 177 752                        | 1 713 708                     | 4 980 892                  | 58 487 017                    |
| 8479902000 | Part of goods Oth mach for assemblingCPU daughter plastic case/t     | 23 324                         | 158 316                       | 9 765 204                  | 20 760 086                    |
| 8479903000 | Part of oth electrically operatedmachine                             | 362 413                        | 8 702 928                     | 4 018 633                  | 97 348 216                    |
| 8479904000 | Part of nonelectrically operatedmachinery                            | 129 687                        | 1 622 238                     | 2 143 390                  | 23 047 222                    |
| 8480100000 | Moulding boxes for metal foundry                                     | 37 126                         | 1 150 279                     | 812 492                    | 18 067 436                    |
| 8480200000 | Mould bases  | 281 322                        | 4 295 600                     | 3 076 690                  | 35 643 323                    |
| 8480301000 | Moulding patterns, of copper   | 3 565                          | 27 887                        | 56 468                     | 688 101                       |
| 8480309000 | Moulding patterns, of other material                                 | 280 134                        | 2 303 183                     | 6 165 803                  | 54 425 552                    |
| 8480410000 | Moulds for metal/metal carbidesinjectionn or compression types       | 37 698                         | 1 091 016                     | 1 372 549                  | 21 981 163                    |
| 8480490000 | Moulds for metal/metal carbidesnot injection or compression type     | 912 468                        | 3 267 672                     | 12 736 413                 | 43 422 253                    |
| 8480500000 | Moulds for glass   | 6 965                          | 109 141                       | 146 260                    | 3 021 147                     |
| 8480600000 | Moulds for mineral materials   | 1 123 805                      | 10 082 928                    | 3 722 697                  | 56 455 485                    |
| 8480711000 | Moulds for rubber or plastics, injectionor compression type for fot  | 120 389                        | 1 099 408                     | 1 882 087                  | 16 306 457                    |
| 8480719010 | Moulds for rubber or plastics, injectionor compression type for op   | 0                              | 1 262                         | 0                          | 48 291                        |
| 8480719090 | Oth moulds for rubber,plastics,injection/ compression type           | 759 096                        | 6 428 488                     | 14 789 191                 | 148 291 627                   |
| 8480791000 | Mould for rubber,plastics, not injection, compression type for fot   | 22 704                         | 343 553                       | 259 161                    | 3 765 027                     |
| 8480799000 | Oth mould for rubber,plastics,not injection , compression type       | 40 113                         | 397 641                       | 954 006                    | 9 503 650                     |
| 8481101100 | Pres-reduce valve,iron/steel, manual                                 | 80 934                         | 968 734                       | 374 966                    | 6 197 308                     |

**I.3. IMPOR MENURUT KOMODITI / IMPORT BY HS COMMODITY**  
**\*\*\* NOVEMBER/NOVEMBER 2013 \*\*\***

| HS         | Uraian Komoditi<br>Commodity Description                               | Berat Bersih / Net Weight (Kg) |                               | Nilai / Value C.I.F (US\$) |                               |
|------------|--|--------------------------------|-------------------------------|----------------------------|-------------------------------|
|            |  | Bulan ini<br>Current Month     | Kumulatif<br>Cum.Jan. to date | Bulan ini<br>Current Month | Kumulatif<br>Cum.Jan. to date |
| 8481101900 | Pres-reduce valve,iron/steel,automaticoperate ,5 cm ? internal dia     | 283 401                        | 6 488 112                     | 3 208 897                  | 54 114 332                    |
| 8481102100 | Pressure-reducing valves of copper/copper alloys internal diamtr ?     | 77 678                         | 642 089                       | 2 834 608                  | 14 112 856                    |
| 8481102200 | Pressure-reducing valves of copper/copper alloys internal diamtr >     | 934                            | 95 879                        | 2 751                      | 259 637                       |
| 8481109100 | Oth pressure-reducing valves ofplastics 1cm ? internal diamtr > 2.     | 3 232                          | 65 932                        | 168 059                    | 1 620 583                     |
| 8481109900 | Oth pressure-reducing valvesnot of plastics                            | 42 828                         | 571 651                       | 153 867                    | 4 755 097                     |
| 8481201000 | Valve for olehydraulic/pneumatic tran,manual oprtd, 5 cm ? intl di     | 5 279                          | 157 430                       | 191 466                    | 2 725 276                     |
| 8481202000 | Valve for olehydraulic/pneumatic tran,ofcooper/cooper aloy, 1cm        | 14 340                         | 48 922                        | 258 296                    | 910 703                       |
| 8481209000 | Oth valve for olehydraulic/pneumatictransmissions                      | 226 958                        | 2 529 071                     | 4 126 871                  | 43 885 176                    |
| 8481301000 | Check (nonreturn) valve of swing check-valve type,40 cm ?inlets in     | 85 055                         | 1 278 533                     | 918 211                    | 9 844 250                     |
| 8481302000 | Check (nonreturn) valve;copper/copperalloy, internal diameter < 2      | 19 880                         | 290 605                       | 159 230                    | 2 391 376                     |
| 8481303000 | Check (nonreturn) valve of plastics,10cm ? internal diameter ? 25 c    | 1 153                          | 11 525                        | 10 523                     | 189 129                       |
| 8481309000 | Other check (nonreturn) valves   | 374 801                        | 3 854 696                     | 7 104 602                  | 58 306 486                    |
| 8481401000 | Safety/relief valves of copper/copperalloy < 2.5cm                     | 79 165                         | 253 194                       | 1 162 134                  | 5 559 528                     |
| 8481402000 | Safety/relief valves of plastics10cm ? internal diameter ? 25 cm       | 1 885                          | 25 312                        | 24 843                     | 245 680                       |
| 8481409000 | Oth safety/relief valves   | 201 788                        | 2 034 204                     | 4 400 573                  | 49 116 955                    |
| 8481801100 | Valves for inner tube of copper/copperalloys                           | 255 396                        | 2 203 613                     | 2 428 053                  | 20 789 086                    |
| 8481801200 | Valves for inner tubes of oth materials                                | 52 347                         | 561 114                       | 433 913                    | 4 339 611                     |
| 8481801300 | Valves for tubeless tyres of copper/copper alloys                      | 3 914                          | 25 698                        | 28 568                     | 365 695                       |
| 8481801400 | Valves for tubeless tyresof oth materials                              | 6 984                          | 414 286                       | 216 461                    | 7 614 824                     |
| 8481802100 | Lpg cylinder valv of cooper/cooper alloyhaving inlet&outlet intl dia   | 0                              | 94 428                        | 0                          | 117 860                       |
| 8481802200 | Lpg cylinder valv of cooper/cooper alloyhaving inlet&outlet intl dia   | 5 666                          | 72 569                        | 17 565                     | 381 660                       |
| 8481803000 | Cocks/valves,whether/not fitted withpiezo elect igniters for gas sti   | 23 083                         | 446 509                       | 649 507                    | 4 210 596                     |
| 8481804100 | Soda water bottle valve;gas operat, ofplastic, 1 cm < internal diam    | 71                             | 322 966                       | 3 668                      | 711 765                       |
| 8481804900 | Oth soda water bottle valves;gas operatebeer dispensing units          | 325 318                        | 3 373 888                     | 3 143 375                  | 27 045 900                    |
| 8481805100 | Mixing tapes and valves,of plastic,1 cm< internal diameter ? 2,5cm     | 8 493                          | 78 176                        | 56 634                     | 328 063                       |
| 8481805900 | Others mixing tapes and valves   | 192 326                        | 2 590 410                     | 1 131 006                  | 10 420 642                    |
| 8481806100 | Water pipeline valve,manual operate,5cm<inlet/outlet int diamtr ?      | 6 804                          | 191 361                       | 63 945                     | 2 315 741                     |
| 8481806200 | Cast iron gate valve,inlet diamtr? 4cm&cast iron butterfly valve,inl   | 471 472                        | 2 544 357                     | 7 141 547                  | 24 498 259                    |
| 8481806300 | Cast iron gate valve,inlet diamtr<4cm &cast iron butterfly valve,inl   | 324 941                        | 1 390 562                     | 2 287 448                  | 14 949 237                    |
| 8481806400 | Hog nipple waterer,of plastics,1 cm ? internal diameter < 2,5 cm       | 1 347                          | 16 118                        | 32 730                     | 314 080                       |
| 8481806500 | Other hog nipple waterers  | 10 770                         | 175 325                       | 102 235                    | 3 835 205                     |
| 8481806600 | Nipple joint valves,of plastics1 cm ? internal diameter < 2,5 cm       | 0                              | 48 601                        | 0                          | 176 690                       |
| 8481806700 | Other nipple joint valves  | 19 218                         | 349 699                       | 292 666                    | 4 951 529                     |
| 8481807100 | Ball valves,of plastics,1 cm ? internal diameter < 2,5 cm              | 46 464                         | 711 391                       | 178 712                    | 2 679 565                     |
| 8481807200 | Other ball valves  | 815 937                        | 6 848 997                     | 9 485 126                  | 78 263 002                    |
| 8481807300 | Gate valve,manual operate,of iron/steel,5cm ?inlet/outlet internal     | 668 034                        | 9 772 371                     | 5 321 147                  | 30 028 273                    |
| 8481807400 | Gate valve,manual operate,of iron/steel,inlet/outlet internal diam     | 10 695                         | 394 907                       | 103 995                    | 3 022 395                     |
| 8481807500 | Manifold valves of plastics,1 cm ? internal diameter < 2,5 cm          | 947                            | 13 614                        | 6 547                      | 32 938                        |
| 8481807600 | Other manifold valves  | 59 839                         | 853 822                       | 679 258                    | 8 030 179                     |
| 8481808100 | Pneumatic control valve,of plastics, 1 cm ?internal diameter < 2,5     | 269                            | 81 077                        | 13 547                     | 2 187 924                     |
| 8481808200 | Other pneumatic controlled valve                                       | 13 639                         | 285 272                       | 413 918                    | 12 332 019                    |
| 8481808300 | Oth valve of plastic,inlet diamtr>=1cm, outlet diamtr ? 2,5 cm         | 21 117                         | 150 023                       | 23 968                     | 589 744                       |
| 8481808400 | Oth valve of plastic,inlet diamtr>=1cm, outlet diamtr > 2,5 cm         | 259                            | 10 615                        | 15 405                     | 373 832                       |
| 8481808700 | Fuel cut-off valve plastic for vehiclefor transport of persons/goods   | 12 290                         | 50 062                        | 109 880                    | 627 901                       |
| 8481808800 | other fuel cut-off valve plastic forvehicle for transport of persons/t | 21 836                         | 597 998                       | 112 751                    | 3 266 544                     |
| 8481808900 | Other valve of stainless steel/nickle,manual operate,weighting < 3     | 188 462                        | 1 572 776                     | 419 981                    | 4 629 404                     |
| 8481809100 | Water taps of copper or copper alloywith an internal diameter ? 2.     | 142 896                        | 1 958 392                     | 1 396 015                  | 17 277 711                    |
| 8481809200 | Fuel cut-off valves for vehicle  | 7 551                          | 44 119                        | 194 179                    | 1 266 347                     |
| 8481809900 | Other Fuel cut-off for vehicle   | 1 151 137                      | 12 804 520                    | 30 548 018                 | 256 756 323                   |
| 8481901000 | Parts of housing for sluice/ gate valvesan internal diameter ? 25 m    | 16 512                         | 300 008                       | 214 429                    | 4 205 532                     |
| 8481902100 | Parts bodies valves, for water taps                                    | 4 780                          | 255 534                       | 26 828                     | 959 758                       |
| 8481902200 | Parts bodies valve for LPG cylinder                                    | 44 589                         | 204 666                       | 40 458                     | 967 387                       |
| 8481902300 | Other bodies valves not for water taps                                 | 6 365                          | 129 788                       | 60 579                     | 1 413 438                     |
| 8481902900 | Others parts for taps, cocks, valves,and similar appliance of int. dir | 146 985                        | 1 558 078                     | 1 606 294                  | 19 640 822                    |
| 8481903100 | Valve bodies/stems of inner tube ortubeless tyres valves               | 5 829                          | 51 071                        | 275 389                    | 2 395 552                     |
| 8481903900 | Oth valve bodies/stems of inner tube ortubeless tyres valves           | 52 888                         | 553 950                       | 519 253                    | 7 032 142                     |
| 8481904100 | Valve cores of inner tube valves ortubeless tyres valves               | 62                             | 2 720                         | 830                        | 39 864                        |
| 8481904900 | Oth valve cores of inner tube valves ortubeless tyres valves           | 35 306                         | 288 663                       | 721 155                    | 8 245 954                     |
| 8481909000 | Others parts for taps, cocks, valvesand similar appliances             | 426 717                        | 4 884 803                     | 4 702 473                  | 51 193 539                    |
| 8482100000 | Ball bearings  | 2 009 782                      | 23 810 227                    | 14 800 544                 | 174 318 481                   |
| 8482200000 | Tapered roller bearings,including coneand tapered roller assemblie     | 217 173                        | 3 157 409                     | 2 777 239                  | 37 894 498                    |
| 8482300000 | Spherical roller bearings  | 229 743                        | 1 776 229                     | 1 281 163                  | 11 434 154                    |
| 8482400000 | Needle roller bearings   | 142 965                        | 1 641 310                     | 2 567 095                  | 33 396 521                    |
| 8482500000 | Oth cylindrical roller bearings  | 123 596                        | 1 453 884                     | 2 556 281                  | 29 737 473                    |
| 8482800000 | Oth,includ.combined ball/roller bearings                               | 1 848 022                      | 12 508 992                    | 7 353 734                  | 99 168 100                    |
| 8482910000 | Balls, needles and rollers   | 165 121                        | 2 092 631                     | 1 760 109                  | 20 049 247                    |
| 8482990000 | Other parts of ball and roller bearings                                | 632 030                        | 8 620 484                     | 6 824 230                  | 70 893 886                    |
| 8483101000 | Transmission shafts for machinery ofheading 84.29 or 84.30             | 57 533                         | 627 400                       | 1 143 879                  | 11 002 365                    |
| 8483102400 | Transmission shaft for vehicles of motorcycles, auxiliary motor        | 665 915                        | 6 492 757                     | 3 670 675                  | 42 201 712                    |
| 8483102500 | Transmission shafts for vehicles ofa cylinder capacity < 2000 cc       | 739 096                        | 7 847 515                     | 6 216 599                  | 53 491 321                    |
| 8483102600 | Transmission shafts for vehicles of2000 cc < cylinder capacity? 30C    | 48 252                         | 736 146                       | 447 879                    | 6 932 588                     |

**I.3. IMPOR MENURUT KOMODITI / IMPORT BY HS COMMODITY**  
**\*\*\* NOVEMBER/NOVEMBER 2013 \*\*\***

| HS         | Uraian Komoditi<br>Commodity Description                               | Berat Bersih / Net Weight (Kg) |                               | Nilai / Value C.I.F (US\$) |                               |
|------------|--|--------------------------------|-------------------------------|----------------------------|-------------------------------|
|            |  | Bulan ini<br>Current Month     | Kumulatif<br>Cum.Jan. to date | Bulan ini<br>Current Month | Kumulatif<br>Cum.Jan. to date |
| 8483102700 | Transmission shafts for vehicles of a cylinder capacity > 3000 cc      | 70 141                         | 2 025 432                     | 733 688                    | 23 745 918                    |
| 8483103100 | Transmission shafts for marine propulsion engines of an output?2       | 319                            | 148 578                       | 15 293                     | 124 900                       |
| 8483103900 | Transmission shafts for marine propulsion engines of an output>2       | 107 455                        | 997 557                       | 937 855                    | 10 759 772                    |
| 8483109000 | Other transmission shafts  | 1 193 364                      | 13 149 831                    | 13 514 872                 | 156 262 127                   |
| 8483202000 | Bearing housing incorp. ball or rollerbearings for mach.of bulldozer   | 331                            | 45 842                        | 11 025                     | 1 221 177                     |
| 8483203000 | Bearing housing incorp. ball or rollerbearings for mach.of vehicles    | 5 472                          | 303 602                       | 80 288                     | 2 465 363                     |
| 8483209000 | Other bearing housing incorp. ballOr roller                            | 118 324                        | 3 893 338                     | 644 519                    | 10 161 414                    |
| 8483302000 | Bear'g hous'g not incorp.ball or rollerbearings for mach.of head 84    | 18 817                         | 274 905                       | 366 263                    | 3 573 604                     |
| 8483303000 | Bear'g hous'g not incorp.ball or rollerbearings for eng.of vhcl of ch. | 55 219                         | 701 068                       | 698 129                    | 9 150 335                     |
| 8483309000 | Other bearing housing not incorp.ball orroller bearings; plain shats   | 236 890                        | 2 914 653                     | 2 216 274                  | 22 895 174                    |
| 8483402000 | Gear&gearing oth than toothed wheels,for marine vessels                | 287 928                        | 3 441 449                     | 1 344 090                  | 30 618 064                    |
| 8483403000 | Gear&gearing oth than toothed wheels,for machinery of moving g         | 166 229                        | 2 657 848                     | 1 993 167                  | 36 707 498                    |
| 8483409000 | Gear&gearing oth than toothed wheels,for oth mar.vsl/mach of m         | 2 311 237                      | 20 818 781                    | 21 917 117                 | 228 018 060                   |
| 8483500000 | Flywheels&pulleys,including pulley block                               | 596 612                        | 5 880 961                     | 5 659 375                  | 46 063 502                    |
| 8483600000 | Clutches & shaft couplings(including universal joints)                 | 427 798                        | 4 951 617                     | 4 786 631                  | 60 979 347                    |
| 8483901100 | Parts of goods of transmission shaftsfor pedestrian/agricultural tra   | 5 852                          | 66 750                        | 30 916                     | 267 909                       |
| 8483901300 | Parts of goods of transmission shaftsfor oth. tractors of pedestrian   | 353                            | 22 703                        | 7 764                      | 518 053                       |
| 8483901400 | Parts of goods of transmission shaftsfor goods of motorcycles          | 26 845                         | 486 285                       | 122 226                    | 1 995 010                     |
| 8483901500 | Parts of goods of transmission shaftsfor other goods of vehicle anc    | 191 769                        | 2 273 985                     | 2 432 664                  | 25 299 597                    |
| 8483901900 | Oth. parts of goods of trans. shafts                                   | 99 533                         | 1 187 799                     | 616 470                    | 8 700 234                     |
| 8483909100 | Oth toothed wheels, chain sproccatedfor goods of pedestrian/agric      | 173                            | 1 420                         | 10 055                     | 42 498                        |
| 8483909300 | Oth toothed wheels, chain sproccatedfor oth.tractors of pedestrian     | 233                            | 1 018                         | 6 518                      | 16 988                        |
| 8483909400 | Oth toothed wheels, chain sproccatedfor goods of motorcycles           | 42 303                         | 738 863                       | 310 595                    | 4 531 764                     |
| 8483909500 | Oth toothed wheels, chain sproccatedfor other goods of vehicles ar     | 144 714                        | 2 049 038                     | 2 671 572                  | 33 244 521                    |
| 8483909900 | Oth toothed wheels, chain sproccated                                   | 363 360                        | 3 804 065                     | 3 025 677                  | 25 911 179                    |
| 8484100000 | Gaskets&similar joint metal sheetingcombined with oth material/2       | 479 808                        | 5 198 889                     | 6 527 719                  | 69 346 127                    |
| 8484200000 | Mechanical seal  | 108 670                        | 1 310 635                     | 1 859 793                  | 18 690 105                    |
| 8484900000 | Oth.gasket&similar joints of metal sheetcombined with oth materi       | 1 190 411                      | 4 351 703                     | 6 327 263                  | 63 323 178                    |
| 8486101000 | Apparatus for rapid heating of semi-conductor wafers                   | 5 573                          | 54 446                        | 175 140                    | 2 496 425                     |
| 8486102000 | Spin dryers for semiconductor waferprocessing                          | 0                              | 9 636                         | 0                          | 76 954                        |
| 8486103000 | Machines for working by laser/oth lightin the prod.of semiconduc       | 579                            | 6 273                         | 30 087                     | 296 163                       |
| 8486104000 | Mach.& app for sawing monocrystal semi-ond. boules into slice, w       | 0                              | 3 342                         | 0                          | 257 368                       |
| 8486105000 | Grinding, polishing,lapping machines forproces. of semiconductor       | 0                              | 141 984                       | 0                          | 476 205                       |
| 8486106000 | Apparatus for growing/pulling mono-crystal semiconductor boules        | 0                              | 3 116                         | 0                          | 975 518                       |
| 8486109000 | Oth machines&apparatus for the manu-facture of boules or water:        | 850                            | 51 840                        | 149 180                    | 1 618 850                     |
| 8486201100 | Chemical vapour deposition app. for semiconductor production           | 0                              | 167                           | 0                          | 10 349                        |
| 8486201200 | Epitaxial deposi'n mach. smcndctor wfr;spinner for coat'g photogr:     | 160                            | 71 675                        | 731                        | 562 156                       |
| 8486201300 | App.physical deposition by sputter'g onsemiconductor wafers or fc      | 0                              | 27                            | 0                          | 635                           |
| 8486201900 | Other film formation equipment   | 1 384                          | 1 612                         | 32 733                     | 41 652                        |
| 8486202100 | Ion implanters for doping semiconductor materials                      | 0                              | 19                            | 0                          | 1 567                         |
| 8486202900 | Other doping equipment   | 484                            | 1 436                         | 66 854                     | 310 274                       |
| 8486203100 | Deflash mach.;spraying appliances forcleaning metal leads&semic        | 2 389                          | 43 863                        | 166 595                    | 584 029                       |
| 8486203200 | Equipment for dry-etching patterns onsemiconductor materials           | 0                              | 23                            | 0                          | 2 183                         |
| 8486203300 | Apparatus for wet etching, developing,stripping,cleaing semiconc       | 0                              | 3 369                         | 0                          | 31 149                        |
| 8486203900 | Other etching and stripping equipment                                  | 0                              | 30 779                        | 0                          | 1 016 323                     |
| 8486204200 | Step and repeat aligners   | 0                              | 73                            | 0                          | 3 200                         |
| 8486204900 | Other lithography equipment  | 0                              | 77                            | 0                          | 2 778                         |
| 8486205100 | Dicing machines for scribing/scoringsemiconductor wafers               | 0                              | 77                            | 0                          | 6 485                         |
| 8486205900 | Other equipment for dev. exposed wafers                                | 0                              | 89                            | 0                          | 24 552                        |
| 8486209100 | Lasercutters for cut contact. tracks insemiconductor prod. by laser    | 1 601                          | 101 222                       | 47 565                     | 1 119 408                     |
| 8486209200 | Machines for bending, folding and straightening semiconductor lea      | 35                             | 215 402                       | 778                        | 444 832                       |
| 8486209300 | Resistance heated furnaces, ovens formfcture of semicon dvc on s       | 0                              | 4 108                         | 0                          | 98 266                        |
| 8486209500 | Auto-mach. for the placement/removal ofcomp./contact element           | 915                            | 36 454                        | 110 284                    | 2 755 784                     |
| 8486209900 | Other mach. & apprts for the mnfact ofsemicon. devices/of elect i      | 9 412                          | 48 344                        | 8 422                      | 102 012                       |
| 8486301000 | Apparatus for dry etching patterns onflat panel display substrates     | 75                             | 14 532                        | 9 125                      | 50 229                        |
| 8486303000 | Chemical vapour deposition app.to prodspinners for coat,physic d       | 0                              | 186                           | 0                          | 14 845                        |
| 8486309000 | Othetr mach. and app. for the manufacture of flat panel displays       | 82                             | 25 097                        | 6 961                      | 439 023                       |
| 8486401000 | Focused ion beam milling mach to prodce,repair mask,reticle for p      | 2                              | 33                            | 3 931                      | 11 276                        |
| 8486402000 | Die attach,bonders, for assem. Smcondtormatic mach.for transpor        | 3 020                          | 76 451                        | 43 755                     | 2 470 558                     |
| 8486403000 | Moulds for manufact. of semiconductor devices                          | 3 224                          | 54 326                        | 27 617                     | 428 016                       |
| 8486404000 | Optical stereoscopic microscopes fittedwith equip.spec'ly dsgned c     | 0                              | 78                            | 0                          | 76 156                        |
| 8486406000 | Electron beam microscopes with equipspecifically designed of smc       | 0                              | 239                           | 0                          | 45 939                        |
| 8486407000 | Pattern generating app for produce maskor reticle from phtoresis       | 0                              | 9                             | 0                          | 223                           |
| 8486409000 | Other machines and apparatus specifiedin note 9(c) to this chapte      | 0                              | 22 120                        | 0                          | 2 199 883                     |
| 8486901100 | Parts and accessories of app for rapidheating of semiconductor wa      | 307                            | 4 631                         | 38 653                     | 287 616                       |
| 8486901200 | Parts & accessories of spin dryersfor semiconductor wafer prosesii     | 0                              | 647                           | 0                          | 15 176                        |
| 8486901300 | Parts&access.of mach. for work by laseror oth.lead or photobeam        | 0                              | 2 466                         | 0                          | 129 970                       |
| 8486901400 | Tool holders&self-open diehead, workholders; dividing heads for i      | 2                              | 2 287                         | 1 169                      | 155 338                       |
| 8486901500 | Oth parts, access.of mach. for machinetools                            | 434                            | 14 763                        | 42 312                     | 948 307                       |
| 8486901600 | Parts & access.of grind, polish, lap mac for processing of semicon.    | 3                              | 10 628                        | 21                         | 115 308                       |
| 8486901700 | Parts & access.of app for grow/pullingmonocrystal semiconductor        | 0                              | 1 256                         | 0                          | 24 936                        |

**I.3. IMPOR MENURUT KOMODITI / IMPORT BY HS COMMODITY**  
**\*\*\* NOVEMBER/NOVEMBER 2013 \*\*\***

| HS         | Uraian Komoditi<br>Commodity Description                             | Berat Bersih / Net Weight (Kg) |                               | Nilai / Value C.I.F (US\$) |                               |
|------------|--|--------------------------------|-------------------------------|----------------------------|-------------------------------|
|            |  | Bulan ini<br>Current Month     | Kumulatif<br>Cum.Jan. to date | Bulan ini<br>Current Month | Kumulatif<br>Cum.Jan. to date |
| 8486901900 | Oth parts, access.of mach. and app. forthe manufact. of boules/wa    | 447                            | 4 368                         | 81 459                     | 660 031                       |
| 8486902200 | Parts & access. of epitaxial depo. mach,spinner for coat photo. em   | 0                              | 46 392                        | 0                          | 105 957                       |
| 8486902300 | Parts & access. of ion implanter fordopping of app for phys.l depo,  | 0                              | 73                            | 0                          | 8 457                         |
| 8486902400 | Tool holder/self-open diehead: of sprayor etch,strip s-wafer,dry-el  | 3                              | 4 450                         | 980                        | 131 315                       |
| 8486902500 | Oth parts & access. of dicing machinesfor scribing/scoring smconduct | 49                             | 8 990                         | 26 550                     | 617 029                       |
| 8486902600 | Tool holder/self-open diehead,dividingheads&oth spec atthcm for      | 2 291                          | 19 994                        | 31 248                     | 552 513                       |
| 8486902700 | Other part and accessories of tool holdrselp open diehead, dividin   | 193                            | 42 143                        | 5 305                      | 867 001                       |
| 8486902800 | Part & access of resistance heated furnaces&ovens for the mnfctre    | 9 004                          | 67 369                        | 14 239                     | 332 028                       |
| 8486902900 | Oth part & acces of mach & app.for mnfctof smcndctre dvces/of e      | 708                            | 7 099                         | 8 306                      | 135 732                       |
| 8486903100 | Part&access of app for dry etching ptrnon flat panel display subst   | 1                              | 1 549                         | 8                          | 3 272                         |
| 8486903200 | Tool holder/self-open dieheads,work hldrdividing heads&oth spec      | 7                              | 339                           | 377                        | 14 128                        |
| 8486903300 | Oth. part&access of app for dry/wetetching&oth special atth for i    | 834                            | 2 924                         | 50 079                     | 60 337                        |
| 8486903500 | Part & access of spinners for coat.photoemuls/app.phys depo on f     | 0                              | 7                             | 0                          | 3 501                         |
| 8486903900 | Oth part & access of mach and apparatusfor the manufact. of flat j   | 0                              | 673                           | 0                          | 58 262                        |
| 8486904100 | Part & acces of focused ion beam millingmach to produce, repair r    | 0                              | 7 654                         | 0                          | 96 503                        |
| 8486904200 | Part&acces of die attach app, auto-tapewire bonder, encapsul equ     | 40                             | 9 957                         | 7 723                      | 417 293                       |
| 8486904300 | Part&acces of auto-mach transport, handlstorage of smcndctor, w      | 45                             | 796                           | 3 698                      | 80 086                        |
| 8486904400 | Part&acc of optic stereoscop microscopewith equip to hndle/tran      | 0                              | 1 941                         | 0                          | 6 492                         |
| 8486904500 | Part & acces of electron beam microscopewith equip to hndle/trar     | 5                              | 113                           | 1 199                      | 14 831                        |
| 8486904600 | Part & acces of pattern generating app.used to prod masks/rctcl frc  | 0                              | 237                           | 0                          | 13 193                        |
| 8486904900 | Oth part and acces of other mach & appspecified in note 9(c) to th   | 1 259                          | 28 943                        | 154 444                    | 2 156 652                     |
| 8487100000 | Ships/boats propellers and blades thrfor                             | 110 703                        | 2 222 185                     | 485 627                    | 20 905 911                    |
| 8487900000 | Oth mach. parts, not cont. electric con-nect,insulator,coil, oth el  | 176 220                        | 2 989 094                     | 3 461 937                  | 50 385 864                    |
| 8501102100 | Stepper motors dc an output ? 37.5 wof ac, refrigerator,domesetic    | 8 555                          | 185 256                       | 167 865                    | 3 940 494                     |
| 8501102900 | Oth. Stepper mtr dc an output ? 37.5 w                               | 16 302                         | 417 864                       | 586 219                    | 10 707 180                    |
| 8501103000 | Spindle motors dc an output? 37.5 w                                  | 9 640                          | 82 089                        | 274 599                    | 3 386 119                     |
| 8501104100 | Others spindle mtr dc an output? 37.5 wof ac, refrigerator,domes     | 49 382                         | 647 122                       | 856 549                    | 11 522 783                    |
| 8501104900 | Others motors dc of an output?37.5w                                  | 224 513                        | 2 142 665                     | 2 864 669                  | 29 051 759                    |
| 8501105100 | Stepper universal (AC/DC) motorsof ac, refrigerator,domesetic ap     | 976                            | 14 031                        | 25 096                     | 373 442                       |
| 8501105900 | Oth.stepper universal (AC/DC) motors                                 | 89 093                         | 997 896                       | 162 227                    | 2 285 024                     |
| 8501106000 | Spindle universal (AC/DC) motors ofan output =<37.5w                 | 4 308                          | 43 958                        | 105 088                    | 3 174 394                     |
| 8501109100 | Others spindle (AC/DC) motors of headingof ac, refrigerator,dome     | 6 475                          | 96 292                        | 334 659                    | 2 894 926                     |
| 8501109900 | Others spindle (AC/DC) motors  | 295 050                        | 3 100 937                     | 2 349 716                  | 36 884 073                    |
| 8501201200 | Universal AC/DC mtrs of an output>37.5 w                             | 148 339                        | 1 224 538                     | 106 108                    | 925 646                       |
| 8501201900 | Other universal AC/DC mtrs ofan output > 37,5 w                      | 114 413                        | 641 748                       | 429 222                    | 2 342 984                     |
| 8501202100 | Universal (AC/DC) motors ofan output > 1 kw                          | 40 443                         | 40 839                        | 198 461                    | 212 066                       |
| 8501202900 | Other universal (AC/DC) motors ofan output > 1 kw                    | 7 850                          | 324 856                       | 205 343                    | 2 820 598                     |
| 8501313000 | Motor DC , generator DC an output?750 w                              | 39 014                         | 964 958                       | 388 867                    | 14 571 174                    |
| 8501314000 | Oth.mtr dc, genrator dc an output? 750 w                             | 288 876                        | 2 781 350                     | 2 327 040                  | 27 642 383                    |
| 8501315000 | Generator DC an output ? 750 w                                       | 72 879                         | 1 024 227                     | 1 030 203                  | 9 867 253                     |
| 8501321100 | Motor of kind used of ac, refrigerator,domesetic appl.elct output >  | 492                            | 36 020                        | 3 708                      | 308 527                       |
| 8501321200 | Other motor dc an output > 37.5 kw                                   | 142 340                        | 711 125                       | 3 584 456                  | 8 742 171                     |
| 8501321300 | Other Generator dc an output>37.5 kw                                 | 39 347                         | 561 695                       | 81 726                     | 3 084 103                     |
| 8501329100 | Other motor of kind used of ac, refrig. domesetic appl.elct output   | 0                              | 2 930                         | 0                          | 61 162                        |
| 8501329200 | Oth motor dc 37.5 kw<output?75 kw                                    | 30 871                         | 355 530                       | 344 410                    | 8 614 118                     |
| 8501329300 | Oth generator dc 37.5 kw<output?75 kw                                | 78 201                         | 408 758                       | 1 176 492                  | 5 361 619                     |
| 8501330000 | Motor dc, Generator dc75 kw < an output ? 375 kw                     | 21 733                         | 287 130                       | 134 241                    | 2 711 562                     |
| 8501340000 | Motor dc, Generator dcan output > 375 kw                             | 7 944                          | 456 748                       | 81 962                     | 3 469 111                     |
| 8501401100 | Motors AC, single-phase ofan output ? 1 kw                           | 640 643                        | 4 992 257                     | 1 940 935                  | 15 425 886                    |
| 8501401900 | Other motor AC, single-phase ofan output ? 1 kw                      | 1 814 066                      | 17 113 116                    | 4 676 964                  | 46 593 695                    |
| 8501402100 | Motor AC, single-phase ofan output > 1 kw                            | 3 821                          | 70 157                        | 41 037                     | 1 305 641                     |
| 8501402900 | Oth AC motors, single-phase ofan output > 1 kw                       | 134 062                        | 2 288 887                     | 397 193                    | 2 845 188                     |
| 8501511100 | Motor ac, multi-phase ofan output ? 750 w                            | 135 773                        | 1 424 756                     | 202 950                    | 2 229 782                     |
| 8501511900 | Other motor ac, multi-phase ofan output ? 750 w                      | 84 489                         | 1 279 538                     | 477 528                    | 6 965 013                     |
| 8501521100 | Motor ac, multi-phase of750 w < an output ? 1 kw                     | 15 206                         | 57 534                        | 69 437                     | 320 228                       |
| 8501521900 | Other motor ac, multi-phase of750 w < an output ? 1 kw               | 120 709                        | 1 565 242                     | 640 507                    | 9 054 640                     |
| 8501522100 | Motor ac, multi-phase of1 kw < an output ? 37.5 kw                   | 83 252                         | 810 701                       | 350 296                    | 2 983 370                     |
| 8501522900 | Other motor ac, multi-phase of1 kw < an output ? 37.5 kw             | 765 627                        | 7 541 138                     | 2 645 468                  | 24 101 626                    |
| 8501523100 | Motor ac, multi-phase ofan output > 37.5 kw                          | 98 690                         | 694 223                       | 304 744                    | 2 390 127                     |
| 8501523900 | Other motor ac, multi-phase ofan output > 37.5 kw                    | 223 550                        | 2 105 206                     | 1 176 395                  | 10 614 170                    |
| 8501530000 | Motor ac of an output > 75 kw  | 437 919                        | 4 753 620                     | 3 288 808                  | 25 592 416                    |
| 8501611000 | Generator ac of an output ? 12.5 kva                                 | 206 035                        | 2 181 157                     | 747 685                    | 6 397 231                     |
| 8501612000 | Generator ac of an output > 12.5 kva                                 | 1 045 723                      | 3 118 731                     | 15 696 723                 | 20 700 797                    |
| 8501621000 | Generator ac of75 kva < an output ? 150 kva                          | 50 761                         | 582 799                       | 174 362                    | 2 794 175                     |
| 8501629000 | Generator ac of150 kva < an output ? 375 kva                         | 44 228                         | 623 237                       | 163 288                    | 2 294 017                     |
| 8501630000 | Generator ac of375 kva < an output ? 750 kva                         | 28 775                         | 368 580                       | 157 803                    | 2 951 999                     |
| 8501640000 | Generator ac of an output > 750 kva                                  | 94 446                         | 3 431 425                     | 1 266 663                  | 25 941 171                    |
| 8502110000 | Electric generating sets & rotary conv.of an output < 75 kva         | 1 230 214                      | 10 051 194                    | 7 653 421                  | 47 208 058                    |
| 8502121000 | Electric generating sets & rotary conv.75 kva< an output ? 125 kva   | 268 186                        | 2 853 192                     | 1 215 797                  | 13 826 752                    |
| 8502122000 | Electric generating sets & rotary conv.125 kva < an output ? 375 k   | 553 019                        | 4 232 165                     | 3 674 147                  | 30 798 823                    |
| 8502131000 | Electric generating sets & rotary conv.of an output > 12500 kva      | 158 782                        | 2 409 675                     | 2 292 897                  | 62 712 869                    |



**I.3. IMPOR MENURUT KOMODITI / IMPORT BY HS COMMODITY**  
**\*\*\* NOVEMBER/NOVEMBER 2013 \*\*\***

| HS         | Uraian Komoditi<br>Commodity Description                           | Berat Bersih / Net Weight (Kg) |                               | Nilai / Value C.I.F (US\$) |                               |
|------------|--|--------------------------------|-------------------------------|----------------------------|-------------------------------|
|            |  | Bulan ini<br>Current Month     | Kumulatif<br>Cum.Jan. to date | Bulan ini<br>Current Month | Kumulatif<br>Cum.Jan. to date |
| 8502139000 | Oth. elect generating sets&rotary conv.of an output > 12500 kva    | 1 451 861                      | 18 033 826                    | 16 779 739                 | 191 706 937                   |
| 8502201000 | Generating sets with spark-ignit interncombust piston output ? 75  | 1 408 796                      | 13 591 810                    | 2 613 806                  | 29 430 378                    |
| 8502202000 | Generating sets with spark-ignit interncombust piston 75 kva < out | 74 538                         | 1 273 261                     | 59 696                     | 1 675 866                     |
| 8502203000 | Generat sets with spark-ignition interncombst pist 100 kva < outpu | 134 959                        | 3 134 405                     | 2 358 965                  | 73 355 031                    |
| 8502204100 | Generat sets with spark-ignition interncombust piston output > 12  | 0                              | 15 232                        | 0                          | 56 032                        |
| 8502204900 | Oth. gnrating sets with spark-ign interncombust piston output > 12 | 210 213                        | 6 668 188                     | 417 416                    | 10 796 446                    |
| 8502311000 | Oth generating sets wind-powered ofan output ? 10000 kva           | 1 793                          | 151 492                       | 17 100                     | 1 390 126                     |
| 8502312000 | Oth generating sets wind-powered of an oan output > 10000 kva      | 0                              | 183                           | 0                          | 9 531                         |
| 8502391000 | Oth generating sets not wind-powered ofan output ? 10 kva          | 87 796                         | 1 014 617                     | 7 311 141                  | 36 280 173                    |
| 8502392000 | Oth generating sets not wind-powered of10 kva < output ? 10000     | 49 484                         | 955 617                       | 870 054                    | 18 510 993                    |
| 8502393100 | Oth generating sets not wind-powered ofan output > 12500 kva       | 0                              | 293 811                       | 0                          | 3 171 598                     |
| 8502393900 | Oth generating sets not wind-powered ofan output > 10000 kva       | 116 372                        | 1 048 453                     | 1 738 716                  | 6 685 647                     |
| 8502400000 | Electric rotary converters   | 4 562                          | 45 933                        | 146 800                    | 1 735 013                     |
| 8503001000 | Parts used in manufacture elct.motor, generator of output>10000    | 109 533                        | 2 245 923                     | 1 052 094                  | 20 412 441                    |
| 8503009000 | Oth parts in manufacture electric motor generator of output>100    | 985 120                        | 11 701 702                    | 8 704 644                  | 109 373 981                   |
| 8504100000 | Ballasts, for discharge lamps or tubes                             | 697 240                        | 3 430 190                     | 4 323 485                  | 20 209 048                    |
| 8504211000 | Step-voltage regulators;instrument transformer with a power hanc   | 29 124                         | 349 574                       | 296 614                    | 3 633 413                     |
| 8504219200 | Liquid dielect transformer with handlingcap>10kva and high side v  | 14 198                         | 557 824                       | 162 401                    | 5 215 093                     |
| 8504219300 | Liquid dielect transformer with handlingcap>10kva and 66 kva<hig   | 54                             | 12 452                        | 1 508                      | 146 439                       |
| 8504219900 | Oth Liquid dielectric transformerhandling capacity ? 650 kva       | 83 394                         | 1 513 216                     | 1 061 020                  | 19 454 691                    |
| 8504221100 | Step-voltage regulators of high sidevoltage 66 kv or more          | 16 760                         | 79 322                        | 102 600                    | 503 835                       |
| 8504221900 | Step-voltage regulator of a high sidevoltage < 66 kv               | 210 939                        | 825 420                       | 1 100 021                  | 5 130 741                     |
| 8504229200 | Oth stepvoltage regltor of a high side110 kv<voltage? 650 kv       | 0                              | 161 283                       | 0                          | 952 324                       |
| 8504229300 | Oth stepvoltage regltor of a high side66 kv < voltage ? 110 kv     | 0                              | 5 232                         | 0                          | 115 262                       |
| 8504229900 | Oth stepvoltage regltor of a high side650 kv < voltage ? 10000 kv  | 16 940                         | 484 775                       | 189 033                    | 3 996 602                     |
| 8504231000 | Liquid dielectric transformers, powerhandling capacity ? 15000 kv  | 27 643                         | 1 094 849                     | 190 323                    | 10 298 281                    |
| 8504232100 | Liquid dielectric transformers, power15000 < handling capacity ? : | 0                              | 39 934                        | 0                          | 409 853                       |
| 8504232200 | Liquid dielectric transformers, power20000 < handling capacity ? : | 0                              | 349 475                       | 0                          | 2 624 798                     |
| 8504232900 | Oth liquid dielectric transformerspower handling capacity > 30000  | 211 333                        | 3 274 800                     | 1 239 926                  | 26 062 974                    |
| 8504311100 | Instrument potential transformer withrating voltage ? 110 kv       | 801                            | 109 794                       | 12 964                     | 1 574 702                     |
| 8504311200 | Instrument potential transformer with66 kv ? rating voltage < 110  | 17                             | 14 674                        | 1 298                      | 149 751                       |
| 8504311300 | Instrument potential transformer with1 kv ? rating voltage < 66 kv | 60                             | 39 319                        | 1 165                      | 463 104                       |
| 8504311900 | Oth.instrument potential transformer                               | 44 274                         | 455 525                       | 431 834                    | 3 958 699                     |
| 8504312100 | Ring current tranformers with voltagerating ? 110 kv               | 7 285                          | 268 149                       | 130 122                    | 3 816 699                     |
| 8504312200 | Oth ring current transformers                                      | 689                            | 119 769                       | 10 116                     | 1 337 974                     |
| 8504312300 | Instrument current tranformers with66 kv ? rating voltage < 110 k  | 0                              | 1 974                         | 0                          | 38 119                        |
| 8504312400 | Instrument current tranformers with1 kv ? rating voltage < 66 kv   | 103                            | 24 816                        | 2 008                      | 69 330                        |
| 8504312900 | Oth instrument current transformers with                           | 38 802                         | 350 753                       | 648 952                    | 4 387 410                     |
| 8504313000 | Flyback transformer power handlingcapacity ? 1 kva                 | 23 276                         | 257 944                       | 236 620                    | 2 474 778                     |
| 8504314000 | Intermediate frequency transformerpower handling capacity ? 1 k    | 31 157                         | 377 491                       | 423 932                    | 3 879 213                     |
| 8504319100 | Oth transformers of kind used toys,scaleor similar recreational mo | 7 795                          | 177 011                       | 95 364                     | 1 970 720                     |
| 8504319200 | Oth machting transformer havingpower handling capacity ? 1 kva     | 27 222                         | 611 622                       | 366 109                    | 7 886 339                     |
| 8504319910 | Step up/down transformer,slide regulatorstabilizer handling capac  | 258 772                        | 2 092 779                     | 1 927 904                  | 13 740 070                    |
| 8504319990 | Oth transformers having power handlingcapacity ? 1 kva             | 106 331                        | 1 183 019                     | 1 239 287                  | 18 072 229                    |
| 8504321100 | Matching transformers, power handling1 kva < capacity ? 5 kva      | 1 123                          | 50 649                        | 17 150                     | 616 606                       |
| 8504321900 | Oth matching transformers, pwr handling1 kva < capacity ? 5 kva    | 632                            | 69 915                        | 13 403                     | 950 901                       |
| 8504322000 | Oth transformers of kind used toys,scalesmlar recr'nl models 1 kva | 0                              | 37 355                        | 0                          | 22 478                        |
| 8504323000 | Oth matching transformers minimum freq.3 mhz & power handling      | 0                              | 8 841                         | 0                          | 270 093                       |
| 8504324100 | Matching transformers of power handling5 kva < capacity ? 10 kv;   | 2 623                          | 51 633                        | 39 440                     | 649 224                       |
| 8504324900 | Oth matching transform'r of pwr handling5 kva < capacity ? 10 kv;  | 11 286                         | 23 414                        | 19 296                     | 271 813                       |
| 8504325100 | Matching transformers, power handling10 kva < capacity < 16 kva    | 0                              | 42 040                        | 0                          | 345 358                       |
| 8504325900 | Oth matching transfmrs, power handling10 kva < capacity < 16 kva   | 5 678                          | 91 435                        | 162 642                    | 2 208 138                     |
| 8504331100 | Matching transform.side voltage? 66kv                              | 0                              | 5 503                         | 0                          | 103 418                       |
| 8504331900 | Oth matching transfmrs high s-volt? 66kv16 kva < capacity ? 500 k  | 19 770                         | 340 601                       | 437 319                    | 4 644 183                     |
| 8504339100 | Matching transformers power handling16 kva < capacity ? 500 kv;    | 1 067                          | 17 560                        | 7 200                      | 221 955                       |
| 8504339900 | Oth matching transformers power handling16 kva < capacity ? 500    | 134 656                        | 1 108 033                     | 429 784                    | 14 594 787                    |
| 8504341100 | Matching transform.side voltage ? 66 kv10000 kva <power cap ? 1    | 0                              | 50 831                        | 0                          | 165 757                       |
| 8504341200 | Oth matching transformerspower capaity > 500 kva                   | 13 867                         | 66 886                        | 136 384                    | 378 358                       |
| 8504341300 | Oth matching transform.side volt < 66 kv10000 kva <power cap ?     | 0                              | 10 814                        | 0                          | 229 539                       |
| 8504341400 | Oth instrum transform. side voltage<66kvpower capacity> 15000 k    | 38 445                         | 255 436                       | 174 754                    | 2 222 718                     |
| 8504342300 | Oth instrument transform. with high sidevoltage ? 66 kv            | 8                              | 187                           | 388                        | 9 182                         |
| 8504342400 | Matching transformer hav'g a powerhandling capacity >15000 kva     | 0                              | 9 132                         | 0                          | 40 388                        |
| 8504342900 | Oth instrument transformer hav'g a powerhandling capacity >1500    | 69 370                         | 651 876                       | 833 886                    | 6 021 464                     |
| 8504401100 | Uninterrupted power supplies (ups)                                 | 359 818                        | 5 122 753                     | 3 335 356                  | 47 109 467                    |
| 8504401900 | Other uninterruptted power supplies                                | 330 557                        | 3 897 035                     | 5 204 846                  | 66 984 771                    |
| 8504402000 | Battery chargers having a rating>100 kva                           | 152 186                        | 1 228 498                     | 2 202 738                  | 14 671 861                    |
| 8504403000 | Other rectifiers   | 17 225                         | 717 571                       | 825 783                    | 15 489 982                    |
| 8504404000 | Inverters  | 105 313                        | 886 906                       | 2 795 449                  | 21 175 499                    |
| 8504409000 | Other static converter for automaticdata processing machines&ur    | 326 340                        | 2 994 085                     | 6 499 037                  | 53 256 580                    |
| 8504501000 | Inductors for power supply for automaticdata process mach&unit     | 42 038                         | 472 378                       | 1 524 724                  | 17 147 853                    |
| 8504502000 | Chip type fixed inductors  | 37 519                         | 382 565                       | 1 186 817                  | 13 855 824                    |

**I.3. IMPOR MENURUT KOMODITI / IMPORT BY HS COMMODITY**  
**\*\*\* NOVEMBER/NOVEMBER 2013 \*\*\***

| H S        | Uraian Komoditi<br>Commodity Description                             | Berat Bersih / Net Weight (Kg) |                               | Nilai / Value C.I.F (US\$) |                               |
|------------|--|--------------------------------|-------------------------------|----------------------------|-------------------------------|
|            |  | Bulan ini<br>Current Month     | Kumulatif<br>Cum.Jan. to date | Bulan ini<br>Current Month | Kumulatif<br>Cum.Jan. to date |
| 8504509300 | Other inductors, with power handlingcapacity ? 2500 kva              | 41 891                         | 342 553                       | 1 018 723                  | 10 235 351                    |
| 8504509400 | Other inductors, with power handling2500 kva < capacity ? 10000      | 4 378                          | 24 463                        | 7 329                      | 325 462                       |
| 8504509500 | Other inductors, with power handlingcapacity > 10000 kva             | 4 529                          | 31 141                        | 106 700                    | 761 146                       |
| 8504901000 | Parts of goods of subheading 8504.10                                 | 2 014                          | 107 083                       | 11 272                     | 481 523                       |
| 8504902000 | Parts of printed circuit assmb good subheading 85044011,850440       | 21 815                         | 357 922                       | 467 627                    | 5 111 026                     |
| 8504903100 | Radiator panel,flat tube radiator assembfor distrib&power transfo    | 62 000                         | 1 236 494                     | 235 239                    | 3 043 921                     |
| 8504903900 | Oth part of electrical transformers ofa capacity ? 10,000 kva        | 10 114                         | 971 851                       | 379 991                    | 7 578 338                     |
| 8504904100 | Radiator panel,flat tube radiator assembfor distrib&power transfo    | 10 967                         | 465 969                       | 48 429                     | 3 337 243                     |
| 8504904900 | Oth radiator panel a capacity >10000 kva                             | 4 014                          | 6 679                         | 38 967                     | 137 541                       |
| 8504905000 | Other, for inductors of capacity ? 2500kva                           | 1 231                          | 138 362                       | 34 840                     | 242 372                       |
| 8504906000 | Other, for inductors of capacity > 2500kva                           | 210                            | 7 912                         | 20 290                     | 286 185                       |
| 8504909000 | Other parts of electrical transformers,static converters & inductor  | 535 954                        | 6 144 682                     | 5 625 173                  | 64 020 390                    |
| 8505110000 | Permanent magnet of metal  | 546 769                        | 5 859 525                     | 3 824 538                  | 41 741 050                    |
| 8505190000 | Permanent magnet not of metal  | 436 823                        | 7 319 646                     | 2 101 565                  | 38 339 344                    |
| 8505200000 | Electro magnetic couplings, clutches andbrakes                       | 35 438                         | 591 936                       | 608 906                    | 7 268 332                     |
| 8505900000 | Other electro magnetic including parts                               | 194 789                        | 2 637 911                     | 2 370 867                  | 37 932 418                    |
| 8506101000 | Manganese dioxide having external volume?300 cm3 of primary ce       | 53 187                         | 872 220                       | 309 996                    | 5 502 714                     |
| 8506109000 | Manganese dioxide having external volume> 300 cm3 of primary         | 224 906                        | 2 167 781                     | 1 601 131                  | 17 265 816                    |
| 8506300000 | Mercuric oxide of primary cell/batteries                             | 0                              | 12                            | 0                          | 258                           |
| 8506400000 | Silver oxide of primary cell/batteries                               | 1 479                          | 7 349                         | 9 301                      | 58 744                        |
| 8506500000 | Lithium of primary cell/batteries                                    | 1 749                          | 372 228                       | 212 172                    | 27 806 184                    |
| 8506609000 | Air-zinc of primary cell/batterieshaving an external volume > 300 c  | 377                            | 19 836                        | 14 212                     | 819 262                       |
| 8506801000 | Zinc carbon, having an externalvolume ? 300 cm3 of primary cell/t    | 0                              | 8                             | 0                          | 1 346                         |
| 8506802000 | Zinc carbon, having an externalvolume > 300 cm3 of primary cell/t    | 15 735                         | 109 039                       | 820 133                    | 7 022 581                     |
| 8506809100 | Other primary cell/batterieshaving an external volume ? 300 cm3      | 1 155                          | 28 619                        | 34 325                     | 635 923                       |
| 8506809900 | Other primary cell/batterieshaving an external volume > 300 cm3      | 178 342                        | 1 692 345                     | 6 870 721                  | 59 054 219                    |
| 8506900000 | Parts of primary cells/batteries                                     | 67 484                         | 850 988                       | 1 535 931                  | 15 472 641                    |
| 8507101000 | Lead-acid, for starting piston enginea kind used for aircraft        | 14 900                         | 70 383                        | 30 000                     | 196 846                       |
| 8507109200 | Lead-acid, for starting piston engineused not for aircraft of height | 1 121                          | 66 367                        | 25 846                     | 468 290                       |
| 8507109300 | Lead-acid, for starting piston engineused not for aircraft of height | 245 911                        | 3 494 781                     | 1 003 359                  | 11 843 388                    |
| 8507109400 | Oth lead-acid, for start piston engineused not for aircraft of heigh | 0                              | 213                           | 0                          | 8 293                         |
| 8507109900 | Oth lead-acid, for start piston engineused not for aircraft of heigh | 509 321                        | 4 513 000                     | 1 511 261                  | 15 004 386                    |
| 8507201000 | Oth lead-acid accumulator of a kind usedfor aircraft                 | 14 575                         | 83 384                        | 66 902                     | 842 106                       |
| 8507209100 | Oth lead-acid accumulator of a kind used13 cm < height ? 23 cm       | 23 163                         | 140 277                       | 135 620                    | 592 327                       |
| 8507209200 | Oth lead-acid accumulator of a kind useda height > 23 cm             | 760 568                        | 7 516 586                     | 2 623 676                  | 26 278 154                    |
| 8507209300 | Oth lead-acid accumulator of a kind usednot for aircraft 13 cm < h   | 0                              | 114 825                       | 0                          | 368 941                       |
| 8507209900 | Oth lead-acid accumulator of a kind usednot for aircraft a height >  | 563 402                        | 10 722 090                    | 2 502 802                  | 46 566 837                    |
| 8507301000 | Nickel-cadmium of a kind used foraircraft                            | 0                              | 417                           | 0                          | 48 283                        |
| 8507309000 | Other nickel-cadmium of a kind used foraircraft                      | 15 043                         | 242 657                       | 107 971                    | 2 660 731                     |
| 8507401000 | Nickel-iron of a kind used for aircraft                              | 0                              | 18                            | 0                          | 12 740                        |
| 8507409000 | Oth nickel-iron of a kind used foraircraft                           | 3 377                          | 86 881                        | 134 519                    | 2 031 109                     |
| 8507500000 | Nickel metal hydride   | 2 295                          | 74 901                        | 89 718                     | 2 256 957                     |
| 8507601000 | Lithium ion accumulators of a kind usedlaptops includ notebook, s    | 708                            | 45 657                        | 68 114                     | 853 219                       |
| 8507609000 | Other lithium ion accumulators                                       | 44 386                         | 233 528                       | 2 062 275                  | 6 695 530                     |
| 8507801000 | Oth accumulator of a kind used foraircraft                           | 40                             | 878                           | 16 020                     | 349 874                       |
| 8507809100 | Other accumulator of a kind used forlaptops including notebook, s    | 9 440                          | 22 439                        | 18 423                     | 256 065                       |
| 8507809900 | Other accumulator of a kind used not forlaptops including notebo     | 250 633                        | 3 375 030                     | 689 194                    | 9 015 806                     |
| 8507901100 | Plates of goods of other electricaccumulators, include separators t  | 61                             | 66 208                        | 1 330                      | 263 385                       |
| 8507901200 | Plates of goods of other electricacmulator, incl.separators used air | 10                             | 20                            | 13 199                     | 32 924                        |
| 8507901900 | Other of plate   | 7 345                          | 534 150                       | 85 582                     | 4 024 841                     |
| 8507909100 | Other parts of a kind used for aircraft                              | 0                              | 162                           | 0                          | 1 293                         |
| 8507909200 | Battery separators,ready for use ofmaterial other than poly/vinyl c  | 178 779                        | 1 670 604                     | 942 105                    | 9 453 725                     |
| 8507909300 | Part of goods of electric accumulatorinclude separators thereor, w   | 2 985                          | 49 088                        | 90 843                     | 1 136 196                     |
| 8507909900 | Oth part of electric accumulator include separators thereor, whetf   | 138 861                        | 960 630                       | 896 037                    | 5 429 592                     |
| 8508110000 | Vacuum cleaner with self-contain elcmtra power ? 1500 w, capaciti    | 184 980                        | 1 419 332                     | 1 153 842                  | 8 953 140                     |
| 8508191000 | Oth vacuum cleaners with self-containedelc.mtr a kind suitable for   | 20 412                         | 222 098                       | 128 322                    | 1 286 311                     |
| 8508199000 | Oth vacuum cleaners not for domestic use                             | 11 067                         | 389 924                       | 151 014                    | 735 476                       |
| 8508600000 | Other vacuum cleaners  | 144 100                        | 595 207                       | 823 480                    | 4 106 384                     |
| 8508701000 | Parts of vacuum cleaners capcty ? 20 lor a kind suit.for domestic u  | 6 639                          | 75 316                        | 77 796                     | 1 703 629                     |
| 8508709000 | Other parts of vacum clean capcty ? 20 lor a kind suit.for domestic  | 6 865                          | 68 527                        | 33 124                     | 518 519                       |
| 8509400000 | Food grinder&mixer,fruit/vegetable juiceextract with self-containe   | 426 098                        | 4 945 369                     | 2 526 464                  | 30 353 825                    |
| 8509801000 | Floor polishers with self-containedelectric motor                    | 12 248                         | 176 248                       | 35 389                     | 683 309                       |
| 8509802000 | Kitchen waste disposerwith self-contained electric motor             | 0                              | 2 615                         | 0                          | 50 130                        |
| 8509809000 | Oth electro-mechanic domestic applianceswith self-contained elec     | 92 741                         | 516 655                       | 417 823                    | 2 624 357                     |
| 8509901000 | Part of goods of floor polishers                                     | 1 496                          | 30 039                        | 2 797                      | 171 505                       |
| 8509909000 | Other parts elect. mechanical domestic appliance, with self-cont.e   | 432 542                        | 4 683 036                     | 1 009 028                  | 10 676 644                    |
| 8510100000 | Shavers, with self-contained electricmotor                           | 5 897                          | 36 129                        | 11 040                     | 530 625                       |
| 8510200000 | Hair clippers, with self-containedelectric motor                     | 7 244                          | 96 498                        | 24 498                     | 485 364                       |
| 8510300000 | Hair-removing appliances, with selfcontained electric motor          | 41                             | 1 470                         | 2 971                      | 42 895                        |
| 8510900000 | Parts of shavers,hair clippers with selfcontained electric motor     | 2 002                          | 22 191                        | 119 222                    | 1 106 080                     |
| 8511101000 | Sparking plugs suitable for aircraftengines                          | 0                              | 1 399                         | 0                          | 87 917                        |

**I.3. IMPOR MENURUT KOMODITI / IMPORT BY HS COMMODITY**  
**\*\*\* NOVEMBER/NOVEMBER 2013 \*\*\***

| HS         | Uraian Komoditi<br>Commodity Description                                  | Berat Bersih / Net Weight (Kg) |                               | Nilai / Value C.I.F (US\$) |                               |
|------------|---|--------------------------------|-------------------------------|----------------------------|-------------------------------|
|            |   | Bulan ini<br>Current Month     | Kumulatif<br>Cum.Jan. to date | Bulan ini<br>Current Month | Kumulatif<br>Cum.Jan. to date |
| 8511102000 | Sparking plugs suitable formotor vehicles engines                         | 12 313                         | 177 584                       | 209 641                    | 3 133 685                     |
| 8511109000 | Other sparking plugs  | 63 696                         | 789 522                       | 438 065                    | 7 894 837                     |
| 8511201000 | Ignition magnetos, magneto-dynamos,magnetic flywheels for aircr           | 1 547                          | 13 541                        | 28 526                     | 292 398                       |
| 8511202100 | Ignition magnetos, magneto-dynamos,magnetic flywheels unasser             | 43 658                         | 380 846                       | 322 394                    | 2 792 873                     |
| 8511202900 | Oth ignition magnetos, magneto-dynamos,magnetic flywheels                 | 44 308                         | 515 663                       | 446 698                    | 5 712 771                     |
| 8511209100 | Oth ignition magnetos, magneto-dynamos,magnetic flywheels una             | 5 214                          | 69 349                        | 231 880                    | 3 371 483                     |
| 8511209900 | Oth ignition magnetos, magneto-dynamos,magtic flywheel not for            | 10 249                         | 37 157                        | 52 376                     | 519 390                       |
| 8511303000 | Other distributors; ignition coils a kinsuitable for aircraft/vehicle     | 12 582                         | 86 879                        | 220 887                    | 1 769 899                     |
| 8511304100 | Unassembled oth.distributor/ignition coil a kind suit. for aircraft/veh   | 59 762                         | 675 553                       | 1 534 807                  | 19 576 457                    |
| 8511304900 | Unassembled distributors/ignition coil                                    | 69 473                         | 1 315 877                     | 1 612 314                  | 18 341 383                    |
| 8511309100 | Unassembled distributors/ignition coil a kisuit. not for aircraft/vehicle | 0                              | 2 346                         | 0                          | 16 709                        |
| 8511309900 | Oth unassembled distributors/ignition coilsuitable not for aircraft/ve    | 41 792                         | 845 185                       | 605 534                    | 12 362 911                    |
| 8511401000 | Starter motors & dual purpose startergenerator of a kind used air         | 471                            | 2 510                         | 88 906                     | 662 757                       |
| 8511402100 | Other unassembled starter motors forengine vehicle of car, transp         | 3 954                          | 143 844                       | 34 944                     | 1 249 033                     |
| 8511402900 | Oth starter motors&dual purpose startergenerators                         | 7 103                          | 112 493                       | 89 601                     | 1 110 478                     |
| 8511403100 | Assembled starters motor for engine ofvehicles of tractors                | 337                            | 15 996                        | 14 482                     | 364 460                       |
| 8511403200 | Assembled starters motor for engine ofvehicles of car transport pe        | 325 652                        | 3 455 276                     | 3 859 690                  | 40 922 791                    |
| 8511403300 | Assembled starters motor for engine ofvehicles of special cars            | 2 779                          | 13 260                        | 37 365                     | 238 182                       |
| 8511409100 | Other starter motor for engine of transpcars person/goods,spesial         | 1 459                          | 100 270                       | 15 659                     | 845 057                       |
| 8511409900 | Other starter motor assembled   | 114 958                        | 1 833 652                     | 1 242 064                  | 23 795 796                    |
| 8511501000 | Other generator of a kind used foraircraft engines unassembled            | 294                            | 3 518                         | 11 081                     | 114 756                       |
| 8511502100 | Other generators unassembled for vehicleengine of car, transport          | 510                            | 17 619                        | 4 578                      | 274 296                       |
| 8511502900 | Other unassembled alternators   | 1 014                          | 61 120                        | 9 574                      | 1 773 731                     |
| 8511503100 | Assembled alternators for engine vehicletractors                          | 191                            | 32 556                        | 4 441                      | 360 734                       |
| 8511503200 | Assembled alternators for engine vehicletransportation for persor         | 420 385                        | 4 955 022                     | 4 559 272                  | 55 815 728                    |
| 8511503300 | Assembled alternators for engine vehicleof special purpose motor          | 7 119                          | 73 114                        | 61 666                     | 865 413                       |
| 8511509100 | Other generators for engine vehicle oftransportat'n person/goods,         | 2 402                          | 69 703                        | 24 351                     | 1 227 882                     |
| 8511509900 | Other generators  | 90 101                         | 935 725                       | 745 736                    | 10 646 654                    |
| 8511801000 | Other equipment of electrical ignitiona kind used for aircraft            | 184                            | 2 467                         | 6 434                      | 193 046                       |
| 8511802000 | Other equipment of electrical ignitiona kind used for motor vehicle       | 175 349                        | 1 692 701                     | 1 435 923                  | 13 112 733                    |
| 8511809000 | Other equipment of electrical ignition                                    | 40 142                         | 573 587                       | 229 484                    | 3 118 371                     |
| 8511901000 | Parts of goods of elect ignition for useaircraft engines                  | 14                             | 728                           | 606                        | 25 207                        |
| 8511902000 | Parts of goods of elect ignition for usevehicle engine                    | 416 738                        | 4 632 505                     | 6 300 951                  | 75 955 872                    |
| 8511909000 | Parts of goods of elect ignition for usenot for aircraft or vehicle en    | 69 135                         | 1 446 839                     | 508 768                    | 7 731 138                     |
| 8512100000 | Lighting/visual signalling equipment ofa kind used on bicycles            | 19 941                         | 195 671                       | 168 266                    | 1 111 626                     |
| 8512202000 | Unassembled lighting/visual signalingequipment                            | 212 019                        | 2 341 358                     | 3 087 176                  | 32 462 146                    |
| 8512209100 | Other lighting/visual signalling equip.for motorcycles                    | 41 128                         | 410 796                       | 196 163                    | 1 998 235                     |
| 8512209900 | Other lighting/visual signalling equip.                                   | 643 828                        | 5 808 035                     | 8 594 642                  | 77 933 717                    |
| 8512301000 | Horns and serenes, assembled  | 62 293                         | 634 452                       | 311 110                    | 4 015 754                     |
| 8512302000 | Unassembled sound signalling equipment                                    | 58 482                         | 504 686                       | 1 457 999                  | 15 760 601                    |
| 8512309100 | Other sound signal equip.obstacle detectdevice for vehicles               | 1 103                          | 11 787                        | 49 593                     | 424 915                       |
| 8512309900 | Other sound signalling equipment  | 13 720                         | 195 624                       | 261 885                    | 4 149 385                     |
| 8512400000 | Windscreen wiper, defroster & demisters                                   | 192 819                        | 1 901 293                     | 1 765 609                  | 17 420 283                    |
| 8512901000 | Parts of goods of lighting or vis. light                                  | 836                            | 33 568                        | 25 146                     | 718 866                       |
| 8512902000 | Parts of goods of lighting, sound signalor windscreen wipers, defro:      | 136 114                        | 1 757 844                     | 2 977 003                  | 37 151 693                    |
| 8513101000 | Miners helmet lamps   | 16                             | 39 568                        | 318                        | 1 355 331                     |
| 8513102000 | Quarrymens lamps  | 0                              | 105                           | 0                          | 1 409                         |
| 8513109000 | Other portable electric lamps   | 1 109 009                      | 9 668 886                     | 2 906 374                  | 26 331 831                    |
| 8513901000 | Part of portable elect lamp of miner'shelmet or quarrymen's lamp          | 0                              | 790                           | 0                          | 22 617                        |
| 8513903000 | Parts of flashlights reflectors; switchsliders of plastics                | 7 840                          | 231 258                       | 30 763                     | 730 308                       |
| 8513909000 | Oth part of portable elect lamp designed                                  | 117 556                        | 1 558 744                     | 177 529                    | 3 203 518                     |
| 8514100000 | Resistance heated furnaces and ovens                                      | 412 654                        | 1 843 627                     | 2 675 488                  | 24 284 119                    |
| 8514202000 | Electric furnaces or ovens for the mnicrof printed circuit board/ass      | 0                              | 7 491                         | 0                          | 94 763                        |
| 8514209000 | Oth furnaces/oven function by inductionor dielectric loss                 | 80 054                         | 1 244 528                     | 1 254 135                  | 15 161 189                    |
| 8514302000 | Oth elect furnace/oven for the manufactrof printed circuit board/a        | 6 794                          | 329 166                       | 135 116                    | 958 987                       |
| 8514309000 | Other furnaces and ovens  | 249 812                        | 4 824 291                     | 1 854 146                  | 29 421 202                    |
| 8514400000 | Oth equipment for the heat treatment ofmaterials by induction/di          | 39 636                         | 423 729                       | 1 640 860                  | 9 138 972                     |
| 8514902000 | Part of industrial/laboratory electricfurnaces/oven for manufact.o        | 24 700                         | 133 630                       | 122 966                    | 1 814 222                     |
| 8514909000 | Other industrial/lab.elec. furnaces andovens incl.by induction or di      | 239 012                        | 3 356 709                     | 967 874                    | 25 129 324                    |
| 8515110000 | Soldering irons and guns  | 15 927                         | 240 199                       | 76 856                     | 920 529                       |
| 8515191000 | Mach and app for soldering component onPCB/printed wiring boar            | 5 176                          | 104 100                       | 255 803                    | 3 812 019                     |
| 8515199000 | Other brazing/soldering machines andapparatus                             | 20 670                         | 430 471                       | 265 674                    | 6 302 038                     |
| 8515210000 | Mach and app for resistance welding ofmetal, fully or partly autowr       | 112 979                        | 1 869 047                     | 1 482 251                  | 21 041 237                    |
| 8515290000 | Mach and app for resistance welding ofmetal, non-automatic                | 116 832                        | 1 949 481                     | 1 173 208                  | 17 797 142                    |
| 8515310000 | Mach and app for arc welding of metal,fully or partly automatic           | 56 882                         | 680 602                       | 851 286                    | 12 017 080                    |
| 8515391000 | AC arc welders, transformer type,non- automatic                           | 17 642                         | 491 225                       | 202 162                    | 2 807 098                     |
| 8515399000 | Oth machine and apparatus for arcwelding of metals, not automat           | 305 288                        | 3 150 555                     | 1 093 268                  | 20 157 480                    |
| 8515801000 | Electric mach & app for hot spraying of metals/sintered metal cart        | 19 374                         | 244 951                       | 269 948                    | 3 885 192                     |
| 8515809000 | Oth electric mach & app for hot spraying of metals/sintered metal         | 186 697                        | 1 471 371                     | 707 758                    | 15 172 319                    |
| 8515901000 | Parts of AC arc welder, transformer type                                  | 32 948                         | 245 891                       | 2 263 689                  | 12 300 222                    |
| 8515902000 | Part of mach&app for soldering componenton PCB/printed wiring             | 551                            | 40 775                        | 83 568                     | 1 547 018                     |

**I.3. IMPOR MENURUT KOMODITI / IMPORT BY HS COMMODITY**  
**\*\*\* NOVEMBER/NOVEMBER 2013 \*\*\***

| H S        | Uraian Komoditi<br>Commodity Description                               | Berat Bersih / Net Weight (Kg) |                               | Nilai / Value C.I.F (US\$) |                               |
|------------|--|--------------------------------|-------------------------------|----------------------------|-------------------------------|
|            |  | Bulan ini<br>Current Month     | Kumulatif<br>Cum.Jan. to date | Bulan ini<br>Current Month | Kumulatif<br>Cum.Jan. to date |
| 8515909000 | Oth electric machines & apparatus                                      | 207 173                        | 1 963 128                     | 3 154 540                  | 31 168 164                    |
| 8516101010 | Water dispenser fitted w/ solely waterheater for domestic use          | 114 612                        | 2 630 759                     | 637 547                    | 14 195 953                    |
| 8516101090 | Water dispenser fitted w/ solely waterheater for other use             | 254 923                        | 2 308 372                     | 1 528 883                  | 14 980 327                    |
| 8516103000 | Electric immersion water heaters                                       | 6 844                          | 68 229                        | 72 760                     | 510 457                       |
| 8516210000 | Storage heating radiators  | 0                              | 41 015                        | 0                          | 302 861                       |
| 8516290000 | Oth electric space heating apparatusand electric soil heating appar    | 432                            | 46 792                        | 14 078                     | 604 585                       |
| 8516310000 | Hair dryers  | 8 699                          | 147 967                       | 150 403                    | 1 794 954                     |
| 8516320000 | Other hair-dressing apparatus  | 40 620                         | 351 179                       | 203 757                    | 2 030 136                     |
| 8516330000 | Hand-drying apparatus  | 4 335                          | 73 494                        | 38 673                     | 947 404                       |
| 8516401000 | Elect. smoothing irons of kind designedto use steam from the indu      | 9 072                          | 56 705                        | 57 773                     | 212 071                       |
| 8516409000 | Other electric smoothing irons   | 64 172                         | 521 119                       | 475 462                    | 4 513 359                     |
| 8516500000 | Microwave ovens  | 99 178                         | 1 147 410                     | 416 986                    | 5 678 010                     |
| 8516601000 | Rice cookers   | 1 688 693                      | 17 136 583                    | 6 100 801                  | 64 221 418                    |
| 8516609000 | Oth ovens; cookers,cooking plates,boiling rings,grillers & roasters    | 285 927                        | 2 299 398                     | 1 362 218                  | 10 679 678                    |
| 8516710000 | Coffee/tea makers  | 37 870                         | 344 661                       | 447 691                    | 4 026 389                     |
| 8516720000 | Toasters   | 45 727                         | 324 745                       | 250 215                    | 1 932 297                     |
| 8516791000 | Kettles  | 27 485                         | 237 082                       | 149 913                    | 1 441 928                     |
| 8516799000 | Other electro-thermic appliances                                       | 184 079                        | 2 106 262                     | 1 441 769                  | 13 021 841                    |
| 8516801000 | Elect heatin resistor for type-foundingor type-setting mach;for ind    | 2 099                          | 24 178                        | 14 485                     | 591 579                       |
| 8516803000 | Elect heatin resistor for type-founding/type-setting mach;for domi     | 65 007                         | 658 696                       | 559 306                    | 4 742 163                     |
| 8516809000 | Other electric heating resistors                                       | 56 223                         | 566 074                       | 554 480                    | 6 242 696                     |
| 8516902100 | Sealed hotplates for domestic appliances                               | 58                             | 26 251                        | 237                        | 182 354                       |
| 8516902900 | Sealed hotplates for other appliances                                  | 550 001                        | 3 703 135                     | 1 376 094                  | 10 432 578                    |
| 8516903000 | Parts of electric instantaneous/storagewater heaters & immersion       | 131 593                        | 1 551 653                     | 328 488                    | 4 836 336                     |
| 8516904000 | Part of electric heatin resstor for typefounding/type-setting mach     | 149                            | 5 382                         | 1 731                      | 179 876                       |
| 8516909000 | Oth part of electric heating resstor fortotype-founding/type-setting i | 419 795                        | 5 767 538                     | 4 562 386                  | 50 953 187                    |
| 8517110000 | Line telephone set with cordless handset                               | 5 083                          | 38 143                        | 191 010                    | 1 461 935                     |
| 8517120000 | Telephones for cellular networksor for other wireless networks         | 1 455 224                      | 15 339 172                    | 264 207 048                | 2 614 074 058                 |
| 8517180000 | Other telephone sets   | 63 537                         | 482 769                       | 1 399 062                  | 11 283 415                    |
| 8517610000 | Base stations  | 62 014                         | 1 719 686                     | 4 145 273                  | 134 090 490                   |
| 8517621000 | Radio transmitters/receivers for simult.interpretaion at multilingual  | 6 767                          | 51 716                        | 4 211 973                  | 18 388 223                    |
| 8517622100 | Control & adaptor units, incl. gateways,bridges and routers            | 40 741                         | 288 420                       | 3 914 838                  | 21 775 150                    |
| 8517622900 | Oth control & adaptor units, includinggateways,bridges and router      | 11 208                         | 266 619                       | 1 292 163                  | 40 552 012                    |
| 8517623000 | Telephonic or telegraphic switchingapparatus                           | 5 997                          | 84 742                        | 249 443                    | 1 156 495                     |
| 8517624100 | Modems including cable modemsand modem cards                           | 36 665                         | 450 059                       | 2 064 670                  | 27 631 835                    |
| 8517624200 | Concentrators or multiplexers  | 2 679                          | 281 014                       | 636 040                    | 47 146 507                    |
| 8517624900 | Oth app for carrier-current line systemor for digital line systems     | 5 577                          | 697 030                       | 3 496 729                  | 104 216 501                   |
| 8517625100 | Wireless LANs  | 15 794                         | 640 603                       | 1 309 797                  | 26 534 215                    |
| 8517625200 | Transmission/reception app for simult.interpretaion at multilingual    | 0                              | 2 222                         | 0                          | 426 693                       |
| 8517625300 | Oth transmission apparatus for radio-telephony/radio-telegraphy        | 211 851                        | 1 364 789                     | 60 057 943                 | 481 431 623                   |
| 8517625900 | Oth transmission app incorporatingreception apparatus; others          | 1 837                          | 17 573                        | 582 348                    | 4 035 347                     |
| 8517626100 | Oth transmission apparatus for radio-telephony/radio-telegraphy        | 5 208                          | 19 570                        | 1 177 374                  | 3 360 415                     |
| 8517626900 | Oth transmission apparatus for radio-telephony/radio-telegraphy;       | 6 154                          | 11 591                        | 1 547 082                  | 3 053 269                     |
| 8517629100 | Portable receiver for call,alert/pagingand paging alert devices, incl  | 0                              | 1 106                         | 0                          | 120 847                       |
| 8517629200 | Portable receiver for radio-telephonyor radio-telegraphy               | 301                            | 7 299                         | 29 385                     | 1 247 466                     |
| 8517629900 | Other portable receivers   | 5 587                          | 206 078                       | 1 683 242                  | 21 947 044                    |
| 8517690000 | Other apparatus for transmission orreception of voices; others         | 17 304                         | 250 192                       | 1 373 606                  | 20 769 538                    |
| 8517701000 | Parts of control and adaptor unitsincluding gateways, bridges, roui    | 43 307                         | 493 486                       | 10 548 314                 | 62 473 873                    |
| 8517702100 | Parts of cellular telephones   | 7 782                          | 152 007                       | 504 879                    | 3 673 376                     |
| 8517702900 | Oth parts of control and adaptor unitsincluding gateways, bridges,     | 30 038                         | 199 389                       | 2 556 007                  | 12 922 725                    |
| 8517703100 | Oth PCB of goods for line telephonyor line telegraphy; assembled       | 2 918                          | 39 550                        | 757 052                    | 5 745 583                     |
| 8517703200 | Oth PCB of goods for radio-telephonyor radio-telegraphy; assembl       | 0                              | 18                            | 0                          | 5 974                         |
| 8517703900 | Oth printed circuit board; assembled                                   | 131 211                        | 10 262 525                    | 13 265 986                 | 79 618 873                    |
| 8517704000 | Aerials/antennae used w/ app. for radio-telephony or radio-telegr;     | 123 317                        | 1 993 370                     | 3 416 950                  | 37 479 010                    |
| 8517709100 | Oth aerials/antennae of goods for linetelephony or line telegraphy     | 3 451                          | 134 271                       | 254 604                    | 10 479 642                    |
| 8517709200 | Oth aerials/antennae of goods for radio-telephony or radio-telegr;     | 209 560                        | 3 900 439                     | 10 599 421                 | 208 325 359                   |
| 8517709900 | Other aerials or antennae  | 193 256                        | 5 889 056                     | 25 363 370                 | 889 418 778                   |
| 8518101100 | Microphones having a frequency rangeof 300 hz to 3.4 khz               | 9 330                          | 111 672                       | 151 141                    | 1 605 431                     |
| 8518101900 | Other microphones, whether or notwith their stands                     | 53 616                         | 768 013                       | 216 413                    | 4 462 908                     |
| 8518109000 | Other microphones  | 15 921                         | 167 112                       | 558 877                    | 5 500 138                     |
| 8518211000 | Box type of single loudspeakers,mounted in their enclosures            | 30 318                         | 338 437                       | 296 241                    | 2 588 821                     |
| 8518219000 | Oth type of single loudspeakersmounted in their enclosures             | 113 880                        | 2 069 931                     | 810 719                    | 9 739 551                     |
| 8518221000 | Box type of multiple loudspeakers,mounted in their enclosures          | 119 613                        | 1 528 384                     | 709 849                    | 7 775 454                     |
| 8518229000 | Oth type of multiple loudspeakersmounted in their enclosures           | 170 939                        | 1 389 500                     | 757 620                    | 6 364 923                     |
| 8518292000 | Loudspeakers,without enclosure,having a freq 300 hz to 3.4 khz         | 35 182                         | 115 020                       | 522 729                    | 2 105 094                     |
| 8518299000 | Oth loudspeakers, not mounted intheir enclosure                        | 587 706                        | 7 470 401                     | 3 109 411                  | 40 176 568                    |
| 8518301000 | Headphones   | 36 323                         | 245 682                       | 454 934                    | 4 297 089                     |
| 8518302000 | Earphones  | 49 162                         | 1 495 945                     | 317 653                    | 7 693 702                     |
| 8518304000 | Line telephone handsets  | 72                             | 44 000                        | 1 410                      | 438 356                       |
| 8518305100 | Oth combined microphone/speaker set,for cellular/wireless telept       | 4 219                          | 48 032                        | 48 331                     | 456 130                       |
| 8518305900 | Oth combined microphone/speaker set,for other puprposes                | 20 281                         | 104 002                       | 495 808                    | 1 765 225                     |

**I.3. IMPOR MENURUT KOMODITI / IMPORT BY HS COMMODITY**  
**\*\*\* NOVEMBER/NOVEMBER 2013 \*\*\***

| HS         | Uraian Komoditi<br>Commodity Description                              | Berat Bersih / Net Weight (Kg) |                               | Nilai / Value C.I.F (US\$) |                               |
|------------|---|--------------------------------|-------------------------------|----------------------------|-------------------------------|
|            |   | Bulan ini<br>Current Month     | Kumulatif<br>Cum.Jan. to date | Bulan ini<br>Current Month | Kumulatif<br>Cum.Jan. to date |
| 8518309000 | Other headphones and earphones,combined w/ microphone/spea            | 39 983                         | 300 558                       | 287 051                    | 7 963 676                     |
| 8518402000 | Audio-freq elec. amplifier used asrepeaters in line telephony         | 110                            | 7 340                         | 6 015                      | 65 562                        |
| 8518403000 | Audio-freq elec. amplifier used asrepeaters in oth than line teleph   | 745                            | 875                           | 47 250                     | 66 665                        |
| 8518404000 | Oth audio-freq elec. amplifier,have 6 ormore input signal line        | 4 500                          | 74 499                        | 138 420                    | 1 051 699                     |
| 8518409000 | Other audio-freq elec. amplifier                                      | 114 841                        | 1 645 621                     | 831 468                    | 11 839 459                    |
| 8518501000 | Elec. sound ampli. set having powerrating of 240W or more             | 8 703                          | 41 246                        | 29 165                     | 299 606                       |
| 8518502000 | Oth elec. sound amplifier w/ loudspeaker50V <= voltage rating <=      | 0                              | 7 021                         | 0                          | 159 386                       |
| 8518509000 | Oth electric sound amplifier  | 26 159                         | 133 575                       | 142 017                    | 881 036                       |
| 8518901000 | Part of microphone,loudspeaker,telephonehandset,audio-freq ele        | 298 523                        | 3 520 785                     | 459 349                    | 5 493 744                     |
| 8518902000 | Part of oth audio-freq elec. amplifier,have 6 or more input signal li | 2 663                          | 18 579                        | 307 880                    | 1 972 961                     |
| 8518903000 | Part of single/multiple loudspeaker                                   | 205 401                        | 2 564 496                     | 539 393                    | 7 680 461                     |
| 8518904000 | Part of oth loudspeakers, not mounted intheir enclosure               | 68 034                         | 289 635                       | 82 762                     | 444 348                       |
| 8518909000 | Part of oth electric sound amplifier set                              | 884 013                        | 9 902 304                     | 4 684 350                  | 56 563 066                    |
| 8519201000 | Coins or disc operated record player                                  | 12 923                         | 14 628                        | 10 975                     | 13 409                        |
| 8519202000 | Record player operated by others                                      | 196                            | 16 960                        | 1 226                      | 58 003                        |
| 8519300000 | Turntables (record-decks)   | 15 740                         | 39 319                        | 401 453                    | 735 954                       |
| 8519500000 | Telephone answering machines  | 0                              | 1 170                         | 0                          | 2 352                         |
| 8519811000 | Pocket size cassette recorders,dimensionnot exceed 170 x 100 x 4!     | 26                             | 33                            | 13                         | 18 013                        |
| 8519812000 | Cassette recorder,with ampli/loudspeakeroperating only w/ ext. sr     | 0                              | 14 293                        | 0                          | 154 004                       |
| 8519813000 | Compact disc player   | 2 619                          | 43 119                        | 81 773                     | 549 489                       |
| 8519814900 | Transcribing machines for other purposes                              | 37 261                         | 87 556                        | 33 357                     | 129 995                       |
| 8519816100 | Magnetic tape rcorder incorp sound reprofor cinematography or b       | 21                             | 608                           | 695                        | 37 420                        |
| 8519816900 | Magnetic tape rcorder incorp sound reprofor other puprposes           | 0                              | 21                            | 0                          | 2 387                         |
| 8519817900 | Oth sound reproducing app,cassette type,for other puprposes           | 769                            | 35 750                        | 3 659                      | 564 145                       |
| 8519819100 | Oth sound recorder suitable forcinematography or broadcasting         | 0                              | 4 496                         | 0                          | 69 401                        |
| 8519819900 | Oth sound recorder suitable forother puprposes                        | 2 157                          | 134 551                       | 20 334                     | 1 342 540                     |
| 8519891100 | Cinematographic sound reproducersfor film of a width of less than     | 4                              | 4                             | 254                        | 254                           |
| 8519892000 | Record-players with/without loudspeakers                              | 606                            | 3 534                         | 1 055                      | 14 648                        |
| 8519899000 | Cinematographic sound reproducersfor other puprposes                  | 14 755                         | 141 164                       | 269 609                    | 2 759 525                     |
| 8521101000 | Magnetic tape-type used incinematography or TV broadcasting           | 15                             | 4 347                         | 503                        | 42 546                        |
| 8521109000 | Magnetic tape-type used in other purpose                              | 0                              | 404                           | 0                          | 33 466                        |
| 8521901100 | Laser disc player used incinematography or TV broadcasting            | 109                            | 2 675                         | 19 650                     | 269 743                       |
| 8521901900 | Laser disc player used in other purpose                               | 11 872                         | 362 629                       | 92 629                     | 3 297 158                     |
| 8521909100 | Oth magnetic tape-type used incinematography or TV broadcastin        | 12 375                         | 143 549                       | 254 683                    | 2 079 804                     |
| 8521909900 | Oth magnetic tape-type used inother puprposes                         | 50 663                         | 1 560 710                     | 1 264 868                  | 37 961 998                    |
| 8522100000 | Pick-up cartridges  | 652                            | 4 568                         | 17 554                     | 197 458                       |
| 8522902000 | Printed circuit board assemblies fortelephone answering machine       | 209                            | 4 481                         | 8 232                      | 161 410                       |
| 8522903000 | PCB assemblies for cinematographic soundrecorders or reproduce        | 21 216                         | 224 600                       | 854 785                    | 8 965 909                     |
| 8522904000 | Audio/video tapedecks and compact discmechanisms                      | 103 053                        | 732 385                       | 1 083 591                  | 7 999 985                     |
| 8522905000 | Audio/video reproduction heads, magnetic type; magnetic erasing       | 539                            | 57 825                        | 90 673                     | 1 577 745                     |
| 8522909100 | Oth parts&accessories of cinematographicssound recorders/reprod       | 15 720                         | 211 031                       | 197 375                    | 6 044 837                     |
| 8522909200 | Oth parts of telephone answering machine                              | 15 406                         | 148 808                       | 19 247                     | 13 901 085                    |
| 8522909300 | Oth parts&accessories for sound/audiorecording/reproducing (ma        | 335 420                        | 3 112 662                     | 10 740 751                 | 93 069 126                    |
| 8522909900 | Oth parts&accessories for other soundor audio recording/reprodu       | 329 479                        | 3 082 837                     | 6 996 227                  | 82 658 428                    |
| 8523211000 | Magnetic media card,incorporating amagnetic stripe; unrecorded        | 4 277                          | 75 853                        | 105 086                    | 1 226 815                     |
| 8523219000 | Magnetic media card,incorporating amagnetic stripe; recorded          | 10 896                         | 25 979                        | 580 826                    | 862 963                       |
| 8523291100 | Magnetic computer tapes,width <= 4mm;unrecorded                       | 557                            | 6 836                         | 1 141                      | 99 468                        |
| 8523291900 | Other magnetic tapes,width <= 4mm;unrecorded                          | 28                             | 14 428                        | 1 225                      | 195 162                       |
| 8523292100 | Magnetic video tapes, width <= 4mm;recorded                           | 11 918                         | 93 187                        | 16 103                     | 163 825                       |
| 8523292900 | Magnetic tapes (oth than video tapes)width <= 4mm; recorded           | 1                              | 1 625                         | 10                         | 50 473                        |
| 8523293100 | Magnetic computer tapes,4mm<width<=6,5mm;unrecorded                   | 51                             | 466                           | 2 737                      | 69 167                        |
| 8523293300 | Magnetic video tapes,4mm<width<=6,5mm;unrecorded                      | 3 551                          | 31 246                        | 8 388                      | 362 763                       |
| 8523293900 | Other magnetic tapes,4mm<width<=6,5mm;unrecorded                      | 331                            | 4 437                         | 28 479                     | 422 133                       |
| 8523294100 | Magnetic computer tapes,4mm<width<=6,5mm;recorded                     | 0                              | 1 632                         | 0                          | 94 988                        |
| 8523294200 | Magnetic tapes, 4mm<width<=6,5mm;recorded,for cinematograpl           | 0                              | 24                            | 0                          | 820                           |
| 8523294300 | Oth magnetic video tapes, 4mm<width<=6,5mm;recorded                   | 6                              | 906                           | 22                         | 6 570                         |
| 8523294900 | Oth magnetic computer tapes,4mm<width<= 6,5mm;unrecorded              | 0                              | 208                           | 0                          | 16 394                        |
| 8523295100 | Magnetic computer tapes,width > 6,5mm;unrecorded                      | 687                            | 2 430                         | 58 037                     | 230 424                       |
| 8523295200 | Magnetic video tapes,width > 6,5mmunrecorded                          | 2 107                          | 17 398                        | 27 337                     | 432 288                       |
| 8523295900 | Oth magnetic tapes, width > 6,5mmunrecorded                           | 17 248                         | 186 965                       | 109 779                    | 1 200 693                     |
| 8523296100 | Magnetic tapes width >6,5mm;recordedfor storage media                 | 206                            | 21 318                        | 3 059                      | 62 048                        |
| 8523296900 | Oth magnetic tapes, width > 6,5mm;recorded, for other purposes        | 5 467                          | 35 660                        | 3 345                      | 54 039                        |
| 8523297100 | Computer hard disc and diskette;unrecorded                            | 22 880                         | 293 239                       | 56 914                     | 1 206 000                     |
| 8523297900 | Other magnetic discs; unrecorded                                      | 63                             | 1 198                         | 939                        | 13 237                        |
| 8523298100 | Magnetic disc for reproducing fenomenanot sound/image for co          | 17 329                         | 59 968                        | 31 087                     | 141 472                       |
| 8523298200 | Magnetic disc for reproducing fenomenanot sound/image for otl         | 0                              | 692                           | 0                          | 14 284                        |
| 8523298300 | Oth magnetic disc reproducing represent.by means of an auto. dat      | 1                              | 1 224                         | 59                         | 53 244                        |
| 8523298490 | Other cinematographic films;magnetic                                  | 0                              | 6                             | 0                          | 10 510                        |
| 8523299100 | Magnetic media oth than disc forcomputer use;unrecorded               | 952                            | 41 399                        | 56 920                     | 150 103                       |
| 8523299200 | Magnetic media oth than disc foroth than computer use;unrecord        | 0                              | 4                             | 0                          | 80                            |
| 8523299300 | Magnetic media oth than disc forcomputer use;recorded                 | 9 495                          | 117 100                       | 257 679                    | 3 001 160                     |

**I.3. IMPOR MENURUT KOMODITI / IMPORT BY HS COMMODITY**  
**\*\*\* NOVEMBER/NOVEMBER 2013 \*\*\***

| H S        | Uraian Komoditi<br>Commodity Description                               | Berat Bersih / Net Weight (Kg) |                               | Nilai / Value C.I.F (US\$) |                               |
|------------|--|--------------------------------|-------------------------------|----------------------------|-------------------------------|
|            |  | Bulan ini<br>Current Month     | Kumulatif<br>Cum.Jan. to date | Bulan ini<br>Current Month | Kumulatif<br>Cum.Jan. to date |
| 8523299400 | Magnetic media oth than disc foroth than computer use;recorded         | 225                            | 225                           | 150                        | 150                           |
| 8523299500 | Oth magnetic media reprod. sound/imageproprietary format storz         | 2 018                          | 22 700                        | 88 547                     | 806 728                       |
| 8523299900 | Other magnetic media (not disc)  | 8 201                          | 56 739                        | 114 191                    | 975 911                       |
| 8523411000 | Optical media, unrecorded, forcomputer use                             | 52 255                         | 970 561                       | 263 314                    | 5 248 833                     |
| 8523419000 | Optical media, unrecorded, forother use                                | 58                             | 34 807                        | 117                        | 161 357                       |
| 8523491100 | Disc for laser reading systems forreproducing phenomena not sou        | 0                              | 620                           | 0                          | 47 516                        |
| 8523491200 | Educational, technical, scientific,historical/cultural disc;sound only | 0                              | 684                           | 0                          | 27 465                        |
| 8523491300 | Other kind of disc; sound only   | 7                              | 2 201                         | 27 669                     | 134 942                       |
| 8523491400 | Disc for laser reading system for repro.represent. of instruct,data,s  | 46                             | 8 605                         | 18 706                     | 3 776 031                     |
| 8523491910 | Cinematographic film oth than newsreel,travelogues,and oth doc.        | 1                              | 11                            | 2 558                      | 10 343                        |
| 8523491990 | Other cinematographic films;optical                                    | 33                             | 1 420                         | 3 257                      | 172 580                       |
| 8523499100 | Oth disc for laser reading systems forreproducing phenomena not        | 0                              | 70                            | 0                          | 8 513                         |
| 8523499200 | Oth disc for laser reading systems forreproducing sound only           | 2                              | 2                             | 5 022                      | 5 022                         |
| 8523499300 | Oth disc for laser reading systems forreproducing others               | 45                             | 79                            | 33 664                     | 52 628                        |
| 8523499900 | Oth disc for laser reading systems                                     | 131                            | 7 429                         | 69 086                     | 827 303                       |
| 8523511100 | Solid-state non-volatile storage devicessuitable for computer use;t    | 8 594                          | 37 995                        | 109 355                    | 542 172                       |
| 8523511900 | Solid-state non-volatile storage devicesfor other use;unrecorded       | 7 380                          | 101 334                       | 104 652                    | 2 539 164                     |
| 8523512100 | Solid-state non-volatile storage devicessuitable for computer use;t    | 15 899                         | 67 588                        | 3 139 693                  | 17 101 961                    |
| 8523512900 | Solid-state non-volatile storage devicesfor other use;recorded         | 138                            | 493                           | 4 062                      | 144 152                       |
| 8523513000 | Solid-state non-volatile storage devicesfor repro. data,sound/imag     | 145                            | 4 230                         | 1 207 513                  | 22 945 618                    |
| 8523519090 | Other cinematographic film;semiconductor                               | 161                            | 1 841                         | 55 693                     | 461 819                       |
| 8523520000 | "Smart cards"  | 98 762                         | 850 996                       | 3 835 113                  | 45 571 245                    |
| 8523591000 | Proximity cards and tags;semiconductor                                 | 3 227                          | 35 615                        | 32 369                     | 1 507 220                     |
| 8523592100 | Oth semiconductor media,unrecorded,suitable for computer use           | 18                             | 1 380                         | 202                        | 22 094                        |
| 8523592900 | Oth semiconductor media,unrecorded,for other use                       | 3 055                          | 33 078                        | 21 529                     | 706 837                       |
| 8523593000 | Oth semiconductor media,recordedreproducing phenomena not s            | 1                              | 48                            | 2 641                      | 5 977                         |
| 8523594000 | Oth semiconductor media,recordedreproducing others                     | 43                             | 665                           | 1 065                      | 23 143                        |
| 8523599000 | Other semiconductor media  | 38                             | 481                           | 6 488                      | 74 051                        |
| 8523804000 | Gramophone records;storage device                                      | 0                              | 7 469                         | 0                          | 3 597                         |
| 8523805100 | Oth solid-state non-volatil storage dev.;unrecorded,for computer t     | 2 622                          | 37 120                        | 786 900                    | 14 980 668                    |
| 8523805900 | Oth solid-state non-volatil storage dev.;unrecorded,for other use      | 0                              | 336                           | 0                          | 317 494                       |
| 8523809100 | Oth solid-state non-volatil storage dev.;recorded,reprod. not sou      | 122                            | 149                           | 3 080                      | 12 930                        |
| 8523809200 | Oth solid-state non-volatil storage dev.;recorded,reproducing othe     | 6                              | 1 798                         | 16                         | 35 563                        |
| 8523809900 | Other solid-state non-volatilestorage device                           | 16 815                         | 24 701                        | 161 699                    | 497 098                       |
| 8525500000 | Transmission apparatus   | 1 394                          | 32 062                        | 168 120                    | 2 498 408                     |
| 8525600000 | Transmission apparatus incorporatingreception apparatus                | 8 496                          | 66 955                        | 132 883                    | 5 701 939                     |
| 8525801000 | Web cameras  | 21 052                         | 597 769                       | 475 130                    | 6 988 316                     |
| 8525803100 | Video camera recorders,used inbroadcasting                             | 70                             | 14 026                        | 9 998                      | 368 576                       |
| 8525803900 | Video camera recorders,used inother purposes                           | 385 241                        | 1 668 311                     | 2 388 458                  | 13 577 985                    |
| 8525804000 | Television camera  | 11 586                         | 233 802                       | 326 575                    | 5 701 700                     |
| 8525805010 | Pocket camera  | 59 212                         | 304 692                       | 2 383 042                  | 24 815 457                    |
| 8525805020 | DSLR camera  | 8 610                          | 117 050                       | 1 514 148                  | 25 097 291                    |
| 8525805090 | Other digital cameras  | 15 802                         | 367 099                       | 591 399                    | 17 615 487                    |
| 8526101000 | Radar app.,ground based,use in civilaircraft,used solely on sea-goi    | 7 246                          | 23 619                        | 440 858                    | 3 746 224                     |
| 8526109000 | Other radar apparatus  | 54 743                         | 265 533                       | 2 158 243                  | 18 871 075                    |
| 8526911000 | Radio navigational aid app.,use in civilaircraft,used solely on sea-g  | 1 107                          | 50 620                        | 96 417                     | 1 823 500                     |
| 8526919000 | Other radio navigational aid apparatus                                 | 2 957                          | 86 394                        | 408 830                    | 4 634 644                     |
| 8526920000 | Radio remote control apparatus   | 13 474                         | 177 815                       | 345 404                    | 2 927 536                     |
| 8527120000 | Pocket-size radio cassette-players                                     | 0                              | 648                           | 0                          | 3 250                         |
| 8527131000 | Oth radio broadcast receiver combined w/sound recording/reprod         | 9 037                          | 120 975                       | 39 944                     | 1 037 571                     |
| 8527139000 | Oth radio broadcast receiver combined w/sound recording/reprod         | 1 464                          | 121 104                       | 108 104                    | 1 540 075                     |
| 8527191100 | Portable reception app capable of planmanage&monitor the elect         | 0                              | 19 734                        | 0                          | 26 411                        |
| 8527191900 | Reception app capable of plan,manage&monitor electromag spect          | 662                            | 68 399                        | 7 022                      | 798 381                       |
| 8527199100 | Oth reception app.;portable  | 0                              | 56 131                        | 0                          | 160 033                       |
| 8527199900 | Oth reception app.;not portable  | 12                             | 7 707                         | 269                        | 30 787                        |
| 8527210000 | Radio-broadcast receiver,use ext sourcepower combined with sou         | 73 943                         | 780 244                       | 4 533 819                  | 42 240 593                    |
| 8527290000 | Radio-broadcast receiver,use ext sourcepower not combined with         | 25 498                         | 374 833                       | 1 472 893                  | 18 199 877                    |
| 8527911000 | Oth radio-broadcast receiver,ext sourcepower combined w/ sounc         | 0                              | 128                           | 0                          | 713                           |
| 8527919000 | Oth radio-broadcast receiver,ext sourcepower comb. w/ sound rec        | 77 396                         | 665 547                       | 946 020                    | 7 680 189                     |
| 8527921000 | Oth radio-broadcast receiver,ext sourcepower combined w/ a cloc        | 0                              | 11 117                        | 0                          | 175 392                       |
| 8527929100 | Oth radio-broadcast receiver;not portablecomb. w/ a clock,mains c      | 164                            | 103 944                       | 2 988                      | 826 672                       |
| 8527929900 | Oth radio-broadcast receiver;not portablecomb. w/ a clock,operate      | 0                              | 63                            | 0                          | 6 500                         |
| 8527991000 | Oth radio-broadcast receiver,ext sourcepower combined w/ other         | 0                              | 12                            | 0                          | 10 809                        |
| 8527999100 | Oth radio-broadcast receiver;not portablecomb. w/ others,mains o       | 59                             | 45 161                        | 1 258                      | 419 843                       |
| 8527999900 | Oth radio-broadcast receiver;not portablecomb. w/ others,operate       | 8                              | 3 530                         | 5 702                      | 61 290                        |
| 8528411000 | Colors cathode-ray tube monitor,used inautomatic data processing       | 16                             | 52 337                        | 100                        | 348 319                       |
| 8528412000 | B/W cathode-ray tube monitor,used inautomatic data processing          | 1 233                          | 3 458                         | 3 224                      | 10 455                        |
| 8528491000 | Oth color cathode-ray tube monitor,usedin automatic data proces        | 27 068                         | 62 859                        | 48 604                     | 461 687                       |
| 8528492000 | Oth B/W cathode-ray tube monitor,usedin automatic data proces          | 285                            | 122 454                       | 27 877                     | 667 632                       |
| 8528511000 | Projection type flat panel display unitused in automatic data proce    | 59 097                         | 530 146                       | 921 308                    | 8 212 841                     |
| 8528512000 | Oth projection type flat panel displayunits, color                     | 365 030                        | 3 360 326                     | 6 132 471                  | 56 219 108                    |

**I.3. IMPOR MENURUT KOMODITI / IMPORT BY HS COMMODITY**  
**\*\*\* NOVEMBER/NOVEMBER 2013 \*\*\***

| HS         | Uraian Komoditi<br>Commodity Description                              | Berat Bersih / Net Weight (Kg) |                               | Nilai / Value C.I.F (US\$) |                               |
|------------|---|--------------------------------|-------------------------------|----------------------------|-------------------------------|
|            |   | Bulan ini<br>Current Month     | Kumulatif<br>Cum.Jan. to date | Bulan ini<br>Current Month | Kumulatif<br>Cum.Jan. to date |
| 8528513000 | Oth projection type flat panel displayunits, B/W                      | 77                             | 9 308                         | 842                        | 111 699                       |
| 8528591000 | Other monitor, colour   | 46 973                         | 559 548                       | 2 374 391                  | 23 333 401                    |
| 8528592000 | Other monitor, B/W  | 357                            | 3 350                         | 57 340                     | 329 805                       |
| 8528611000 | Projector,flat panel display type use inautomatic data processing s   | 4 305                          | 112 477                       | 478 603                    | 7 651 969                     |
| 8528619000 | Oth projector,flat panel display type,used in automatic data proce:   | 29 638                         | 217 758                       | 1 734 211                  | 7 138 984                     |
| 8528691000 | Oth projector,have capability ofprojecting on a screen >=300 inche    | 15                             | 1 462                         | 245                        | 43 030                        |
| 8528699000 | Oth projector,have capability ofprojecting on a screen <300 inches    | 6 447                          | 49 791                        | 75 291                     | 1 133 220                     |
| 8528711100 | Set top box which have a communicationfunctions, mains operate        | 592                            | 5 113                         | 59 820                     | 544 709                       |
| 8528711900 | Set top box which have a communicationfunctions, operated by ot       | 3 671                          | 46 838                        | 94 684                     | 1 462 299                     |
| 8528719100 | Oth set top box, have a communicationfunctions, mains operated        | 0                              | 199                           | 0                          | 5 048                         |
| 8528719900 | Oth set top box, have a communicationfunctions, operated by oth       | 45                             | 24 108                        | 7 791                      | 88 911                        |
| 8528721000 | Oth reception app. for TV,colour,battery operated                     | 330                            | 2 415                         | 1 184                      | 9 961                         |
| 8528729100 | Cathode-ray tube type   | 0                              | 72 452                        | 0                          | 141 230                       |
| 8528729200 | LCD,LED,and oth flat panel display type                               | 870 308                        | 8 418 466                     | 18 371 785                 | 205 391 266                   |
| 8528729900 | Oth reception app. for TV,colour,not battery operated                 | 11 685                         | 102 440                       | 260 443                    | 3 908 376                     |
| 8528730000 | Oth reception apparatus for TV, B/W                                   | 0                              | 69                            | 0                          | 13 640                        |
| 8529102100 | Parabolic aerial reflector dishes for TVreception                     | 410 049                        | 5 755 952                     | 2 111 852                  | 18 771 471                    |
| 8529102900 | Oth parabolic aerial reflector dish forTV reception                   | 14 351                         | 401 284                       | 415 442                    | 2 595 883                     |
| 8529103000 | Telescopic, rabbit & dipole antennae forTV or radio receivers         | 118 312                        | 2 192 559                     | 727 010                    | 9 995 296                     |
| 8529104000 | Aerial filters and separators   | 49 787                         | 641 750                       | 666 173                    | 8 921 687                     |
| 8529106000 | Feed horns (wave guide)   | 73 853                         | 851 477                       | 232 648                    | 4 795 434                     |
| 8529109200 | Oth aeriels&aeriels reflector,used withtransmission app. for radio-   | 245 484                        | 2 182 007                     | 338 522                    | 4 128 805                     |
| 8529109900 | Oth aeriels&aeriels reflector,used withtransmission app. for oth pu   | 12 684                         | 238 899                       | 484 674                    | 24 180 222                    |
| 8529902000 | Part of decoder for use w/ transmission,radar&reception app. ,mo      | 71 502                         | 328 483                       | 373 067                    | 4 312 021                     |
| 8529904000 | Part of digital/video camera,use withtrans.,radar&recept. app.,mo     | 4 827                          | 98 108                        | 556 093                    | 5 852 381                     |
| 8529905100 | Oth printed circuit board; assembled,for transmission apparatus       | 0                              | 1 948                         | 0                          | 94 748                        |
| 8529905200 | Oth printed circuit board; assembled,for radio-broadcast receiver     | 13 431                         | 239 496                       | 94 037                     | 1 429 160                     |
| 8529905300 | Oth printed circuit board; assembled,for flat panel display monitor   | 173 317                        | 1 395 620                     | 5 612 042                  | 44 250 953                    |
| 8529905400 | Oth printed circuit board; assembled,for TV receivers                 | 242 518                        | 1 832 711                     | 5 727 342                  | 44 687 320                    |
| 8529905500 | Oth printed circuit board; assembled,for other monitor/projector      | 3                              | 13 623                        | 16                         | 621 019                       |
| 8529905900 | Oth printed circuit board; assembled,for other goods                  | 462 577                        | 5 715 127                     | 19 635 532                 | 290 731 932                   |
| 8529909100 | Oth printed circuit board;not assembled,for television receivers      | 348 544                        | 3 604 645                     | 18 271 770                 | 144 886 785                   |
| 8529909400 | Oth printed circuit board;not assembled,for flat panel display        | 819 437                        | 12 083 621                    | 25 623 606                 | 383 647 286                   |
| 8529909900 | Oth printed circuit board;not assembled,for other goods               | 435 730                        | 4 506 748                     | 5 447 392                  | 63 213 175                    |
| 8530100000 | Equipment for railways and tramways                                   | 480                            | 906                           | 13 461                     | 35 306                        |
| 8530800000 | Equipment for roads,inland waterways,parking facility,port install..  | 19 314                         | 144 067                       | 654 453                    | 3 692 438                     |
| 8530900000 | Part of equipment railways,tramways,road,waterway,parking facil       | 4 607                          | 68 464                        | 83 753                     | 1 851 005                     |
| 8531101000 | Burglar alarms  | 2 778                          | 64 735                        | 22 425                     | 676 687                       |
| 8531102000 | Fire alarms   | 7 628                          | 188 102                       | 220 665                    | 3 846 695                     |
| 8531103000 | Smoke alarms;portable personal alarm(shrill alarm)                    | 3 100                          | 63 825                        | 120 323                    | 1 045 106                     |
| 8531109000 | Other alarms and similar apparatus                                    | 48 642                         | 912 580                       | 1 481 870                  | 19 455 813                    |
| 8531200000 | Indicator panel incorporating LCD/LED                                 | 349 801                        | 3 185 688                     | 12 306 095                 | 169 518 846                   |
| 8531801100 | Door bells and other door soundsignalling apparatus                   | 10 162                         | 63 308                        | 83 772                     | 610 249                       |
| 8531801900 | Other electronic bells and soundsignalling apparatus                  | 10 814                         | 485 196                       | 336 543                    | 10 792 409                    |
| 8531802100 | Vacuum flourescent display panels                                     | 0                              | 7 908                         | 0                          | 253 369                       |
| 8531802900 | Oth flat panel displays (includingelectroluminescence,plasma,&otf     | 8 832                          | 59 297                        | 289 939                    | 3 357 764                     |
| 8531809000 | Other electric sound/visual signallingapparatus                       | 34 580                         | 233 824                       | 447 769                    | 5 617 968                     |
| 8531901000 | Part of panel indicator,electric sound/visual signalling app,flat pan | 6 769                          | 82 519                        | 312 877                    | 4 353 532                     |
| 8531902000 | Part of door bell/other door soundsignalling apparatus                | 184                            | 600                           | 5 876                      | 10 893                        |
| 8531903000 | Part of other bells/sound signallingapparatus                         | 308                            | 5 228                         | 9 932                      | 108 328                       |
| 8531909000 | Part of other electric sound or visualsignalling apparatus            | 22 377                         | 205 220                       | 350 494                    | 6 175 346                     |
| 8532100000 | Fixed capacitor designed for use in 50/60Hz circuit, reactive power   | 144 166                        | 1 569 014                     | 3 186 319                  | 34 932 664                    |
| 8532210000 | Tantalum  | 6 412                          | 73 050                        | 301 493                    | 4 005 281                     |
| 8532220000 | Aluminium electrolytic  | 159 038                        | 1 838 139                     | 3 122 589                  | 47 204 140                    |
| 8532230000 | Ceramic dielectric,single layer                                       | 173 938                        | 1 505 506                     | 3 469 482                  | 36 429 142                    |
| 8532240000 | Ceramic dielectric,multi layer  | 41 349                         | 603 887                       | 6 522 382                  | 44 904 617                    |
| 8532250000 | Dielectric of paper or plastic  | 27 418                         | 592 339                       | 419 520                    | 6 434 244                     |
| 8532290000 | Other fixed capasitor   | 379 452                        | 2 872 505                     | 10 588 875                 | 91 992 455                    |
| 8532300000 | Variable/adjustable (pre-set) capacitors                              | 70 442                         | 544 556                       | 974 628                    | 11 692 666                    |
| 8532900000 | Parts of fixed electrical capasitor                                   | 105 443                        | 2 213 640                     | 3 205 578                  | 63 674 799                    |
| 8533101000 | Fixed carbon resistors, composition/filmtype; surface mounted         | 9 796                          | 637 127                       | 1 275 801                  | 19 897 051                    |
| 8533109000 | Fixed carbon resistors, composition/filmtype; not surface mounter     | 66 173                         | 704 993                       | 7 363 851                  | 43 166 527                    |
| 8533210000 | Oth fixed resistors for a power handlingcapacity not exceeding 20\    | 33 453                         | 344 983                       | 1 327 021                  | 17 387 022                    |
| 8533290000 | Oth fixed resistors for a power handlingcapacity exceeding 20W        | 34 116                         | 552 744                       | 1 576 348                  | 24 745 925                    |
| 8533310000 | Wirewound variable resistors, rheostats,for a power handling capa     | 208                            | 1 615                         | 6 316                      | 73 062                        |
| 8533390000 | Wirewound variable resistors, rheostats,for a power handling capa     | 9 625                          | 214 099                       | 450 610                    | 4 400 527                     |
| 8533400000 | Other variable resistors, includingrheostats and potentiometers       | 34 038                         | 443 773                       | 1 699 648                  | 23 425 910                    |
| 8533900000 | Parts of fixed resistors  | 133 440                        | 2 102 264                     | 7 991 228                  | 107 568 111                   |
| 8534001000 | Printed circuits, single-sided  | 97 451                         | 982 023                       | 2 594 021                  | 31 547 121                    |
| 8534002000 | Printed circuits, double-sided  | 23 061                         | 269 422                       | 982 574                    | 28 000 646                    |
| 8534003000 | Printed circuits, multi-layer   | 36 998                         | 462 377                       | 1 583 959                  | 23 516 538                    |

**I.3. IMPOR MENURUT KOMODITI / IMPORT BY HS COMMODITY**  
**\*\*\* NOVEMBER/NOVEMBER 2013 \*\*\***

| HS         | Uraian Komoditi<br>Commodity Description                              | Berat Bersih / Net Weight (Kg) |                               | Nilai / Value C.I.F (US\$) |                               |
|------------|---|--------------------------------|-------------------------------|----------------------------|-------------------------------|
|            |   | Bulan ini<br>Current Month     | Kumulatif<br>Cum.Jan. to date | Bulan ini<br>Current Month | Kumulatif<br>Cum.Jan. to date |
| 8534009000 | Other printed circuits  | 496 988                        | 7 265 710                     | 22 083 161                 | 296 716 833                   |
| 8535100000 | Fuses, for a voltage > 1000V  | 59 790                         | 447 210                       | 1 147 099                  | 6 133 947                     |
| 8535211000 | Automatic circuit breakers for a voltage< 72,5 KV; moulded case ty    | 2 523                          | 65 022                        | 73 587                     | 849 224                       |
| 8535219000 | Automatic circuit breakers for a voltage< 72,5 KV; other type         | 151 132                        | 2 050 679                     | 3 332 393                  | 43 914 207                    |
| 8535290000 | Automatic circuit breakers for a voltage>= 72,5 KV                    | 4 670                          | 948 621                       | 181 812                    | 16 484 220                    |
| 8535301100 | Disconnecter having a voltage < 36 KV                                 | 311                            | 29 418                        | 63 509                     | 1 544 158                     |
| 8535301900 | Disconnecter having a voltage >= 36 KV                                | 65 095                         | 782 283                       | 996 281                    | 7 402 690                     |
| 8535302000 | Isolating switch&make-and-break switchfor a voltage of >= 66 KV       | 42 502                         | 183 533                       | 851 935                    | 3 018 271                     |
| 8535309000 | Isolating switch&make-and-break switchfor a voltage of < 66 KV        | 114 056                        | 1 678 096                     | 1 876 222                  | 27 035 791                    |
| 8535400000 | Lightning arresters,voltage limiters andsurge suppressors             | 68 647                         | 829 168                       | 875 897                    | 10 782 686                    |
| 8535901000 | Bushing and tap changer assemblies for electricity distrib/power tr   | 74 058                         | 623 259                       | 799 211                    | 11 745 603                    |
| 8535909000 | Oth bushing and tap changer assembl. for electricity distrib/power    | 102 276                        | 2 466 886                     | 1 729 294                  | 35 264 755                    |
| 8536101100 | Thermal fuses glass type for use inelectris fans                      | 7 708                          | 104 767                       | 308 826                    | 3 908 344                     |
| 8536101200 | Thermal fuses glass type for use inothers, for a current of less thar | 4 145                          | 45 776                        | 64 817                     | 635 528                       |
| 8536101300 | Fuse blocks,of a kind used for motorvehicles                          | 4 727                          | 68 501                        | 184 510                    | 2 317 123                     |
| 8536101900 | Oth thermal fuses glass type  | 68 616                         | 543 130                       | 725 148                    | 6 616 815                     |
| 8536109100 | Oth fuses for use in electric fans                                    | 4 753                          | 37 996                        | 132 172                    | 1 149 706                     |
| 8536109200 | Oth fuses for use in other,for a currentof less than 16 A             | 285                            | 5 615                         | 13 759                     | 164 449                       |
| 8536109300 | Oth fuse blocks,of a kind used for motorvehicles                      | 16 476                         | 181 748                       | 407 711                    | 4 030 747                     |
| 8536109900 | Other fuses   | 170 103                        | 1 138 106                     | 1 776 017                  | 21 660 471                    |
| 8536201100 | Automatic circuit breaker;moulded case,for a current of less than `   | 1 690                          | 53 189                        | 69 316                     | 2 450 327                     |
| 8536201200 | Automatic circuit breaker;moulded case,for a current >16A but <=      | 1 743                          | 20 101                        | 28 988                     | 85 419                        |
| 8536201300 | Automatic circuit breaker;moulded case,for a current >32A but <=      | 1 273                          | 8 528                         | 20 836                     | 100 829                       |
| 8536201900 | Automatic circuit breaker;moulded case,for a current >1000A           | 49 140                         | 579 031                       | 1 118 736                  | 11 971 744                    |
| 8536202000 | Automatic circuit incorporated intoelectro-thermic domestic appli     | 16                             | 2 818                         | 604                        | 129 583                       |
| 8536209100 | Automatic circuit incorporated into oth,a current < 16A               | 10 682                         | 93 455                        | 163 899                    | 821 331                       |
| 8536209900 | Automatic circuit incorporated into oth,a current >= 16A              | 112 421                        | 894 145                       | 2 695 099                  | 18 595 214                    |
| 8536301000 | Lightning arresters for protectingelectrical circuits                 | 4 515                          | 183 446                       | 324 318                    | 2 741 844                     |
| 8536302000 | Electrical circuit protector used inradio equipment/electric fans     | 267                            | 1 690                         | 7 267                      | 52 181                        |
| 8536309000 | Oth apparatus for protecting electricalcircuits                       | 58 732                         | 761 706                       | 1 629 216                  | 22 030 690                    |
| 8536411000 | Digital relays,voltage <= 60V   | 55 149                         | 424 066                       | 1 191 599                  | 9 607 191                     |
| 8536412000 | Relays used in radio equipment,voltage <= 60V                         | 848                            | 966                           | 3 269                      | 17 525                        |
| 8536413000 | Relays used in electric fans,voltage <= 60V                           | 0                              | 40                            | 0                          | 2 774                         |
| 8536414000 | Oth relays,voltage <= 60V,a current <16A                              | 664                            | 12 470                        | 6 694                      | 106 802                       |
| 8536419000 | Relays used in other equipment,voltage <= 60V                         | 62 828                         | 906 880                       | 1 287 679                  | 22 550 247                    |
| 8536491000 | Digital relays,voltage > 60V  | 9 482                          | 211 236                       | 684 045                    | 11 174 286                    |
| 8536499000 | Other relays,voltage > 60V  | 165 193                        | 1 653 816                     | 4 213 476                  | 46 743 554                    |
| 8536502000 | Over-current and residual-currentautomatic switches                   | 64 576                         | 447 424                       | 1 020 445                  | 8 639 711                     |
| 8536503200 | High inrush switch used in electric fansor radio equipment            | 11 393                         | 112 468                       | 188 249                    | 2 603 958                     |
| 8536503300 | High inrush switch,of a rated currentcarrying capacity < 16A          | 1 716                          | 34 904                        | 34 760                     | 557 366                       |
| 8536503900 | Other high inrush switches  | 301 910                        | 2 487 757                     | 6 286 147                  | 45 862 307                    |
| 8536504000 | Miniature switches for rice cookersor oven toasters                   | 0                              | 2 201                         | 0                          | 149 076                       |
| 8536505100 | Electronic AC switch,voltage<=1000V,for a current < 16A               | 25 463                         | 251 558                       | 291 249                    | 3 520 952                     |
| 8536505900 | Electronic AC switch,voltage<=1000V,for a current >= 16A              | 34 858                         | 298 092                       | 655 106                    | 8 707 571                     |
| 8536506100 | Make&break switch used in domesticelec. wiring,<=500V,for a cur       | 91 249                         | 410 019                       | 507 194                    | 2 467 000                     |
| 8536506900 | Make&break switch used in domesticelec. wiring,<=500V,for a cur       | 17 443                         | 108 751                       | 490 507                    | 4 893 627                     |
| 8536509200 | Oth make&break switch used in domesticelec. wiring,>500V,use ir       | 2 572                          | 21 592                        | 6 577                      | 85 044                        |
| 8536509500 | Oth make&break switch,>500V,startersfor electric motors or fuse       | 16 629                         | 154 787                       | 270 329                    | 4 038 344                     |
| 8536509900 | Oth make&break switch,>500V   | 326 271                        | 3 996 786                     | 8 015 940                  | 98 237 947                    |
| 8536611000 | Lamp holder used for compact lamps orhalogen lamps                    | 16 824                         | 136 631                       | 164 391                    | 549 962                       |
| 8536619100 | Lamp holder used for oth lamps,a current< 16A                         | 9 447                          | 123 412                       | 33 778                     | 331 601                       |
| 8536619900 | Lamp holder used for oth lamps,a current>= 16A                        | 108 028                        | 993 252                       | 241 298                    | 2 771 810                     |
| 8536691200 | Telephone plugs for a current < 16A                                   | 3 804                          | 122 829                       | 87 340                     | 1 663 046                     |
| 8536691900 | Telephone plugs for a current <= 16A                                  | 48 595                         | 2 046 895                     | 1 031 749                  | 10 618 170                    |
| 8536692200 | Audio/video & cathode ray tube socketfor TV/radio receiver,a curr     | 4 206                          | 20 685                        | 51 611                     | 308 739                       |
| 8536692900 | Audio/video & cathode ray tube socketfor TV/radio receiver,a curr     | 71 748                         | 752 431                       | 512 999                    | 7 523 329                     |
| 8536693200 | Socket&plug for co-axial cable&printedcircuits,for a current < 16A    | 342                            | 29 765                        | 7 955                      | 296 887                       |
| 8536693900 | Socket&plug for co-axial cable&printedcircuits,for a current >= 16A   | 90 183                         | 1 053 683                     | 1 013 296                  | 12 514 566                    |
| 8536699200 | Oth socket&plug, for a current < 16A                                  | 62 656                         | 384 156                       | 542 424                    | 3 123 752                     |
| 8536699900 | Oth socket&plug, for a current >= 16A                                 | 105 813                        | 620 370                       | 907 555                    | 7 241 464                     |
| 8536701000 | Connector for optical fibres,opt. fibresbundles or cables;ceramics    | 299                            | 13 530                        | 25 136                     | 435 568                       |
| 8536702000 | Connector for optical fibres,opt. fibresbundles or cables;copper      | 16 566                         | 133 414                       | 589 892                    | 5 479 385                     |
| 8536709000 | Oth connector for optical fibres,opticalfibres bundles or cables      | 127 348                        | 1 721 852                     | 4 094 266                  | 42 738 258                    |
| 8536901200 | Connection&contact elements for wires&cables;wafer probers;cur        | 17 748                         | 124 121                       | 365 254                    | 2 540 067                     |
| 8536901900 | Connection&contact elements for wires&cables;wafer probers;cur        | 316 739                        | 2 969 333                     | 6 619 166                  | 69 004 335                    |
| 8536902200 | Junction boxes,for a current < 16A                                    | 21                             | 1 258                         | 2 595                      | 48 045                        |
| 8536902900 | Junction boxes,for a current >= 16A                                   | 201 732                        | 2 374 659                     | 4 434 536                  | 53 651 068                    |
| 8536903200 | Cable connector,connector/adaptor forco-axial cable,commutator        | 29 538                         | 328 078                       | 472 562                    | 5 567 880                     |
| 8536903900 | Cable connector,connector/adaptor forco-axial cable,commutator        | 573 241                        | 6 833 371                     | 15 009 359                 | 209 000 830                   |
| 8536909300 | Telephone patch panels  | 529                            | 45 209                        | 1 970                      | 389 448                       |
| 8536909400 | Oth cable connector,for a current < 16A                               | 17 575                         | 114 642                       | 518 839                    | 3 350 644                     |



**I.3. IMPOR MENURUT KOMODITI / IMPORT BY HS COMMODITY**  
**\*\*\* NOVEMBER/NOVEMBER 2013 \*\*\***

| HS         | Uraian Komoditi<br>Commodity Description                             | Berat Bersih / Net Weight (Kg) |                               | Nilai / Value C.I.F (US\$) |                               |
|------------|--|--------------------------------|-------------------------------|----------------------------|-------------------------------|
|            |  | Bulan ini<br>Current Month     | Kumulatif<br>Cum.Jan. to date | Bulan ini<br>Current Month | Kumulatif<br>Cum.Jan. to date |
| 8536909900 | Oth cable connector,for a current >= 16A                             | 800 328                        | 8 640 749                     | 21 416 869                 | 223 696 259                   |
| 8537101100 | Control panel use in distributed controlsystem;voltage<1000V         | 146 859                        | 2 796 908                     | 1 274 900                  | 48 658 593                    |
| 8537101200 | Control panel fitted w/ a programmableprocessor;voltage<1000V        | 15 685                         | 536 543                       | 309 337                    | 27 384 747                    |
| 8537101300 | Control panel for AC,refrig.,wash. mach.,vacuum cleaner,mixer,wa     | 5 844                          | 579 865                       | 89 640                     | 2 558 607                     |
| 8537101900 | Other control panel  | 110 517                        | 3 836 722                     | 2 456 710                  | 66 182 927                    |
| 8537102000 | Distribution board used w/ auto. dataprocess. mach.,telp sets,tran   | 39 681                         | 392 714                       | 1 734 302                  | 8 881 798                     |
| 8537103000 | Programmable logic controllers for auto-mach for trans. for semic    | 120 846                        | 399 400                       | 1 826 843                  | 7 253 379                     |
| 8537109100 | Switchboard used in radio equipmentor electric fans                  | 34 217                         | 1 494 115                     | 906 183                    | 17 371 708                    |
| 8537109200 | Switchboard use in distributed controlsystems                        | 12 506                         | 40 903                        | 300 241                    | 885 550                       |
| 8537109900 | Switchboard use for other prposes                                    | 306 282                        | 5 351 967                     | 7 872 410                  | 80 953 580                    |
| 8537201100 | Switchboards incorp. elect instrum forbrea,connect/protect elect     | 23                             | 164 289                       | 4 105                      | 1 129 864                     |
| 8537201900 | Switchboards incorp. elect instrum forbrea,connect/protect elect     | 48 157                         | 1 078 748                     | 705 695                    | 20 136 972                    |
| 8537202100 | Control panels incorp. elect instrum forbrea,connect/protect elec    | 11 203                         | 642 371                       | 85 486                     | 5 858 186                     |
| 8537202900 | Control panels incorp. elect instrum forbrea,connect/protect elec    | 108 761                        | 1 707 591                     | 1 239 902                  | 23 968 233                    |
| 8537209000 | Oth board for elect. control for voltage> 1000 volt                  | 2 104 167                      | 7 606 239                     | 14 249 913                 | 159 701 190                   |
| 8538101100 | Parts of programmable logic controllers,<=1000V;for smiconducto      | 793                            | 40 481                        | 42 809                     | 718 260                       |
| 8538101200 | Oth part of programable logic controllerused in radio equipment,<    | 0                              | 576                           | 0                          | 90 311                        |
| 8538101900 | Oth part of programable logic controllerused in other equipment, .   | 33 366                         | 1 490 202                     | 625 007                    | 8 965 499                     |
| 8538102100 | Parts of programmable logic controllers,>1000V;for smiconductor      | 203                            | 29 526                        | 13 733                     | 2 035 812                     |
| 8538102200 | Oth part of programable logic controllerused in radio equipment,>    | 3                              | 1 496                         | 129                        | 26 826                        |
| 8538102900 | Oth part of programable logic controllerused in other equipment, :   | 52 959                         | 835 222                       | 646 878                    | 15 824 675                    |
| 8538901100 | Part incl. printed circuit assmblies oftelp plug;connect&contact; <= | 29 038                         | 401 009                       | 1 966 837                  | 23 217 157                    |
| 8538901200 | Part of switch,socket&plug for coaxialcable,and oth apparatus, <=    | 96 648                         | 878 803                       | 2 312 214                  | 25 331 951                    |
| 8538901300 | Part of distribution boards, <=1000V                                 | 1 610                          | 8 768                         | 100 079                    | 217 554                       |
| 8538901900 | Oth part of electric switch,socket&plug,<= 1000V                     | 172 310                        | 1 900 322                     | 3 215 462                  | 37 073 614                    |
| 8538902100 | Part incl. printed circuit assmblies oftelp plug;connect&contact; >1 | 2 455                          | 40 181                        | 67 420                     | 597 008                       |
| 8538902900 | Oth part incl. printed circuit assmbliesof telp plug;connect&contac  | 349 492                        | 5 498 092                     | 12 497 360                 | 151 672 340                   |
| 8539101000 | Sealed beam lamp units formotor vehicles                             | 75 395                         | 1 178 230                     | 706 214                    | 6 835 168                     |
| 8539109000 | Sealed beam lamp units for others                                    | 15 992                         | 238 075                       | 128 302                    | 1 401 373                     |
| 8539212000 | Tungsten halogen used in medicalequipment                            | 9                              | 1 431                         | 697                        | 71 491                        |
| 8539213000 | Tungsten halogen used for motorvehicles                              | 41 620                         | 924 598                       | 111 907                    | 17 687 031                    |
| 8539214000 | Other reflector lamp bulbs of tungstenhalogen                        | 3 645                          | 62 805                        | 53 437                     | 635 260                       |
| 8539219000 | Other tungsten halogen   | 13 020                         | 313 582                       | 480 109                    | 4 240 481                     |
| 8539222000 | Oth filament lamp,not tungsten halogen,pwer<=200W & >100V,fo         | 0                              | 988                           | 0                          | 14 352                        |
| 8539223000 | Oth reflector lamp bulbs,not tungstenhalogen, power <=200W & v       | 789                            | 50 699                        | 14 254                     | 884 117                       |
| 8539229000 | Oth filament lamp,not tungsten halogen,power<=200W & voltage:        | 89 477                         | 916 768                       | 312 589                    | 4 559 150                     |
| 8539291000 | Other filament lamps, excl UV/infraredlamps,for medical equipme      | 2 198                          | 13 498                        | 16 562                     | 195 600                       |
| 8539292000 | Other filament lamps, excl UV/infraredlamps,for motor vehicles       | 120 961                        | 1 144 895                     | 1 790 484                  | 20 999 097                    |
| 8539293000 | Other reflector lamp bulbs,excl UV/infrared lamps,for oth purpose    | 24 632                         | 234 601                       | 167 396                    | 1 729 409                     |
| 8539294100 | Flashlight bulb;miniature indictor bulb, rated <=2,25V, for medical  | 0                              | 548                           | 0                          | 218 221                       |
| 8539294900 | Flashlight bulb;miniature indictor bulb, rated <=2,25V, for other pu | 6 591                          | 72 975                        | 92 484                     | 1 156 744                     |
| 8539295000 | Oth filament lamp excl UV/Infrared lamp, capacity >200W & <=300      | 2 788                          | 59 206                        | 3 424                      | 360 297                       |
| 8539296000 | Oth filament lamp excl UV/Infrared lamp, capacity <=200W, voltag     | 3 125                          | 14 044                        | 29 489                     | 436 703                       |
| 8539299000 | Other filament lamps, excluding UV orinfra-red lamps                 | 15 889                         | 997 619                       | 282 853                    | 7 764 573                     |
| 8539311000 | Tubes for compact fluorescent lamps offluorecent, hot cathode, no    | 75 340                         | 657 589                       | 434 666                    | 4 158 368                     |
| 8539319010 | Tube lamps of fluorecent, hot cathode,not UV lamps                   | 170 476                        | 740 629                       | 605 498                    | 4 637 974                     |
| 8539319020 | Compact fluorescent lamps of fluorecent, hot cathode, not UV lam     | 1 903 800                      | 14 099 590                    | 17 611 842                 | 152 275 746                   |
| 8539319090 | Oth discharge lamps excl UV lamps offluorecent, hot cathode          | 864                            | 1 643 187                     | 25 566                     | 27 909 846                    |
| 8539320000 | Mercury/sodium vapour lamps;metal halidelamps excl UV lamps          | 79 412                         | 395 197                       | 1 251 471                  | 8 244 585                     |
| 8539391000 | Tubes for compact fluorescent lamps,coldcathode types, not UV la     | 9 696                          | 422 260                       | 33 188                     | 976 614                       |
| 8539393000 | Discharge lamps other fluorescent lamp,cold cathode types, not U     | 513                            | 12 604                        | 4 388                      | 154 757                       |
| 8539399000 | Other discharge lamps, other than UVlamps, cold cathode types        | 56 241                         | 1 410 275                     | 332 649                    | 12 039 123                    |
| 8539410000 | Arc lamps  | 1                              | 1 571                         | 94                         | 883 136                       |
| 8539490000 | Ultra-violet/infra-red lamps   | 327 264                        | 891 699                       | 3 220 555                  | 20 739 556                    |
| 8539901000 | Aluminium end cap for fluoresc lamp;alum screw caps for incande:     | 103 078                        | 1 929 166                     | 358 181                    | 7 405 699                     |
| 8539902000 | Parts of elect filament/discharge lampsof kind used for motor vehi   | 7 568                          | 113 984                       | 78 413                     | 729 575                       |
| 8539909000 | Oth part of elect filament/dischargelamps: part of arc-lamps         | 925 671                        | 6 826 315                     | 5 051 504                  | 37 233 868                    |
| 8540110000 | Color cathode-ray television picturetube incl video monitor cathoc   | 1 315 759                      | 15 578 403                    | 2 591 502                  | 34 086 069                    |
| 8540200000 | TV camera tubes; image converters andintensifiers; other photo-ca    | 2                              | 6 138                         | 60                         | 150 207                       |
| 8540401000 | Data/graphic display tubes,color, used for articles of heading 85.2  | 0                              | 98                            | 0                          | 12 632                        |
| 8540409000 | Data/graphic display tubes,monochrome,used for articles of headi     | 713                            | 7 092                         | 17 788                     | 86 065                        |
| 8540600000 | Other cathode-ray tubes  | 36                             | 1 573                         | 20 188                     | 77 756                        |
| 8540710000 | Magnetrons   | 256                            | 1 536                         | 2 613                      | 254 493                       |
| 8540790000 | Microwawe tubes, not magnetrons, exclgrid-controlled tubes           | 0                              | 619                           | 0                          | 85 673                        |
| 8540810000 | Receiver/amplifier valves and tubes                                  | 450                            | 27 006                        | 100 192                    | 447 369                       |
| 8540890000 | Other valves and tubes   | 1 567                          | 103 966                       | 43 021                     | 1 539 775                     |
| 8540910000 | Parts of cathode-ray tubes   | 46 581                         | 543 788                       | 616 919                    | 6 513 139                     |
| 8540991000 | Parts of microwave tubes   | 3 586                          | 54 040                        | 16 346                     | 727 109                       |
| 8540999000 | Other parts of thermionic,cold cathodeor photo cathode valves an     | 532                            | 33 839                        | 30 565                     | 595 617                       |
| 8541100000 | Diodes, other than photosensitive/lightemitting diodes               | 112 930                        | 2 873 452                     | 9 729 919                  | 120 924 207                   |
| 8541210000 | Transistor oth than photosensitivewith a dissipation rate of <1 W    | 26 445                         | 2 796 111                     | 1 833 784                  | 23 129 031                    |

**I.3. IMPOR MENURUT KOMODITI / IMPORT BY HS COMMODITY**  
**\*\*\* NOVEMBER/NOVEMBER 2013 \*\*\***

| HS         | Uraian Komoditi<br>Commodity Description                               | Berat Bersih / Net Weight (Kg) |                               | Nilai / Value C.I.F (US\$) |                               |
|------------|--|--------------------------------|-------------------------------|----------------------------|-------------------------------|
|            |  | Bulan ini<br>Current Month     | Kumulatif<br>Cum.Jan. to date | Bulan ini<br>Current Month | Kumulatif<br>Cum.Jan. to date |
| 8541290000 | Transistor oth than photosensitivewith a dissipation rate of >=1 W     | 124 458                        | 1 699 252                     | 5 025 040                  | 75 673 779                    |
| 8541300000 | Thyristors,diacs and triacs, other thanphotosesintive devices          | 7 530                          | 245 279                       | 1 345 577                  | 17 106 082                    |
| 8541401000 | Light emitting diodes  | 61 151                         | 707 997                       | 6 690 601                  | 88 493 390                    |
| 8541402100 | Photovoltaic cells, not assembled                                      | 4 883                          | 261 110                       | 421 140                    | 3 788 755                     |
| 8541402200 | Photovoltaic cells, assembled in modulesor made up into panels         | 232 297                        | 770 061                       | 1 516 434                  | 5 793 410                     |
| 8541402900 | Oth photocells, including photodiodes &phototransistors                | 19 115                         | 143 721                       | 525 313                    | 6 756 468                     |
| 8541409000 | Oth photosensitive semiconductor devices                               | 106 436                        | 830 500                       | 2 546 503                  | 27 771 444                    |
| 8541500000 | Other semiconductor devices  | 15 794                         | 360 250                       | 2 197 794                  | 33 235 703                    |
| 8541600000 | Mounted piezo-electric crystals  | 12 372                         | 215 898                       | 972 270                    | 13 657 796                    |
| 8541900000 | Parts of diodes,transistors & similar;photosensitives semiconductc     | 13 313                         | 174 208                       | 912 866                    | 6 453 225                     |
| 8542310000 | Processor & controller of electronicsintegrated circuits               | 276 063                        | 2 786 396                     | 28 467 187                 | 293 387 930                   |
| 8542320000 | Memories of electronic integratedcircuits                              | 48 904                         | 679 375                       | 5 282 726                  | 77 215 070                    |
| 8542330000 | Amplifiers of electronic integratedcircuits                            | 25 667                         | 364 642                       | 597 285                    | 6 557 295                     |
| 8542390000 | Other electronic integrated circuits                                   | 268 757                        | 6 850 021                     | 75 152 851                 | 1 015 443 121                 |
| 8542900000 | Parts of electronic integrated circuits                                | 81 573                         | 1 051 717                     | 4 869 806                  | 61 447 619                    |
| 8543100000 | Particle accelerators  | 40                             | 4 186                         | 9 563                      | 38 187                        |
| 8543200000 | Signal generators  | 14 304                         | 58 689                        | 143 716                    | 1 059 963                     |
| 8543302000 | Wet processing equip. for the applic. by immersion of chemical/ek      | 0                              | 362 373                       | 0                          | 5 640 890                     |
| 8543309000 | Oth machine&apparatus for electroplating,electrolysis/electropho       | 26 079                         | 1 088 245                     | 386 817                    | 27 009 675                    |
| 8543701000 | Electric fence energisers  | 1 434                          | 131 341                       | 41 154                     | 834 188                       |
| 8543702000 | Remote control apparatus, other thanradio remote control appara        | 217 820                        | 1 917 927                     | 3 535 693                  | 31 223 947                    |
| 8543703000 | Electrical machines with translation ordictionary functions            | 283                            | 27 609                        | 91 564                     | 2 443 546                     |
| 8543704000 | Equip/machine for removal dust particle& curing material by UV li      | 43 524                         | 354 263                       | 397 951                    | 4 463 869                     |
| 8543705000 | Integrated receiver/decoder (IRD) fordirect broadcast multimedia       | 174 855                        | 33 029 730                    | 1 577 109                  | 15 973 607                    |
| 8543709000 | Oth electrical machines & apparatus, having individual fuctions        | 483 001                        | 5 827 885                     | 10 089 996                 | 90 512 110                    |
| 8543901000 | Parts of particle accelerators orsignal generators                     | 2                              | 645                           | 135                        | 49 125                        |
| 8543902000 | Part of wet processing equip for applic.by immersion of chemical/ek    | 0                              | 19 723                        | 0                          | 40 379                        |
| 8543903000 | Parts of electrical machines withtranslation or dictionary functions   | 17                             | 24 992                        | 8 070                      | 683 988                       |
| 8543904000 | Part of equip/machine for removal dustparticle & curing material t     | 4                              | 8                             | 1 967                      | 2 926                         |
| 8543905000 | Part of Integrate receiver/decoder (IRD)for direct broadcast multir    | 72                             | 205 431                       | 755                        | 864 787                       |
| 8543909000 | Parts of oth electrical machines andapparatus, having individual fur   | 76 712                         | 1 002 445                     | 1 746 621                  | 19 302 955                    |
| 8544111000 | Winding wire of copper, w/ an outercoating of lacquer or enamel        | 263 060                        | 3 643 338                     | 2 277 220                  | 33 745 382                    |
| 8544112000 | Winding wire of copper, w/ an outer coat/cover w/paper, textile m      | 32 262                         | 683 838                       | 849 938                    | 8 744 796                     |
| 8544119010 | Winding wire of copper, lacquer/enamelled & cover with paper, tex      | 20 742                         | 258 064                       | 265 220                    | 5 182 882                     |
| 8544119020 | Winding wire of copper, rect cross-sect. and without connectors        | 143 357                        | 1 580 995                     | 1 314 611                  | 15 494 965                    |
| 8544119090 | Other winding wire of copper   | 14 210                         | 565 071                       | 178 184                    | 6 454 429                     |
| 8544190010 | Winding wire not of copper, laquered orenamelled                       | 89 625                         | 591 158                       | 639 602                    | 3 787 097                     |
| 8544190020 | Manganese resistance wire  | 3 934                          | 298 338                       | 52 924                     | 2 319 839                     |
| 8544190090 | Winding wire not of copper,not lacquere/enamelled, not mangane         | 84 885                         | 1 193 429                     | 1 229 752                  | 13 031 145                    |
| 8544201100 | Co-axial cable/elec;fitted w/ connector;<=66.000V;insulated w/ ru      | 66 370                         | 1 140 436                     | 403 506                    | 10 328 983                    |
| 8544201900 | Co-axial cable/elec;fitted w/ connector;<=66.000V;insulate not w/      | 756 861                        | 5 724 526                     | 4 904 590                  | 62 021 916                    |
| 8544202100 | Co-axial cable/elec;unfitted w/ conecotr;<=66.000V;insulated w/ ru     | 229 833                        | 2 118 011                     | 1 076 283                  | 8 313 041                     |
| 8544202900 | Co-axial cable/elec;unfitted w/ conecotr;<=66.000V;insulate not w/     | 1 241 689                      | 10 602 382                    | 7 837 540                  | 53 279 399                    |
| 8544203100 | Co-axial cable/elec;fitted w/ connector;>66.000V;insulated w/ rub      | 30 298                         | 274 744                       | 292 465                    | 2 786 354                     |
| 8544203900 | Co-axial cable/elec;fitted w/ connector;>66.000V;insulate not w/ r     | 1 320                          | 559 634                       | 50 282                     | 4 157 008                     |
| 8544204100 | Co-axial cable/elec;unfitted w/ conecotr;>66.000V;insulated w/ rub     | 27                             | 103 579                       | 23 202                     | 1 033 917                     |
| 8544204900 | Co-axial cable/elec;unfitted w/ conecotr;>66.000V;insulate not w/ r    | 72 195                         | 1 705 968                     | 790 525                    | 11 621 685                    |
| 8544301200 | Wiring harness for mtor vehicle;of head87.02,87.03,87.04/84.11;ir      | 191 369                        | 2 504 228                     | 4 027 435                  | 51 572 127                    |
| 8544301300 | Wring harness for mtor vehicle;excl head87.02,87.03,87.04/84.11;       | 13 621                         | 211 025                       | 252 791                    | 3 931 014                     |
| 8544301400 | Wiring harness for mtor vehicle;of head87.02,87.03,87.04/84.11;n       | 5 903                          | 129 516                       | 128 567                    | 2 315 255                     |
| 8544301900 | Wring harness for mtor vehicle;excl head87.02,87.03,87.04/84.11;       | 14 958                         | 284 136                       | 378 111                    | 5 749 784                     |
| 8544309100 | Ignition wiring sets,not wiring set,usedin vehicle,aircraft/ship;insul | 49 731                         | 624 603                       | 730 005                    | 14 865 929                    |
| 8544309900 | Ignition wiring sets,not wiring set,usedin vehicle,aircraft/ship;no ir | 407 789                        | 5 625 497                     | 4 667 238                  | 63 838 226                    |
| 8544421100 | Telephone, telegraph, radio relay cablesubmarine,fitted w/ conner      | 88                             | 25 509                        | 1 092                      | 98 449                        |
| 8544421200 | Telephone, telegraph, radio relay cablenot submarine,fitted w/ coi     | 15 697                         | 86 711                        | 208 439                    | 1 357 096                     |
| 8544421900 | Oth elect conductor,fitted w/ connector;used for communication,y       | 190 346                        | 2 207 858                     | 2 459 303                  | 30 173 990                    |
| 8544422100 | Telephone, telegraph, radio relay cablesubmarine,fitted w/ cnecto      | 427                            | 10 558                        | 18 346                     | 352 941                       |
| 8544422200 | Telephon,tlegraph,radio relay cable;notsubmarine,fitted w/ cnectc      | 110                            | 1 471                         | 867                        | 90 730                        |
| 8544422900 | Oth elect conductor,fitted w/ connector;used for communication,t       | 63 103                         | 873 858                       | 590 299                    | 7 322 696                     |
| 8544423200 | Battery cable;<=1000V;insulate w/ rubberfor vehicle head 87.02,8       | 5                              | 395                           | 137                        | 8 462                         |
| 8544423300 | Battery cable;<=1000V;insulate w/ rubberrecl vehicle head 87.02,8      | 3 314                          | 15 680                        | 20 046                     | 108 085                       |
| 8544423400 | Battery cable;<=1000V,insulate w/ rubberfor vehicle head 87.02,8       | 1                              | 635                           | 3                          | 7 055                         |
| 8544423900 | Battery cab;<=1000V;no insulate w/rubberrecl vehicle head 87.02,8      | 502                            | 26 085                        | 11 377                     | 439 952                       |
| 8544429100 | Electrical cables insulated w/ plasticdiameter <=19,5 mm,use for ti    | 343 759                        | 2 647 086                     | 5 618 614                  | 55 801 741                    |
| 8544429200 | Electrical cables insulated w/ plasticdiameter >19,5 mm,use for tel    | 78 898                         | 951 746                       | 638 366                    | 9 690 626                     |
| 8544429910 | Car cigarettes lighters adapters                                       | 4 171                          | 14 240                        | 165 289                    | 439 137                       |
| 8544429990 | Oth elect conductor,fitted w/ connector,used for telecommunicati       | 227 531                        | 1 856 406                     | 1 370 480                  | 14 728 976                    |
| 8544491100 | Telephone, telegraph, radio relay cablesubmarine,not fitted w/ coi     | 1 378                          | 153 737                       | 20 065                     | 1 157 049                     |
| 8544491200 | Telephone, telegraph, radio relay cablenot submarine,not fit w/ cr     | 0                              | 19 666                        | 0                          | 272 532                       |
| 8544491900 | Oth elect conductor,not fit w/ cconnector;used for communication,v     | 99 065                         | 1 906 302                     | 1 050 224                  | 17 602 450                    |
| 8544492100 | Shielded wire for mfact.of auto-wiringharnesses, not for commur        | 671 416                        | 7 749 502                     | 7 159 494                  | 82 241 309                    |

**I.3. IMPOR MENURUT KOMODITI / IMPORT BY HS COMMODITY**  
**\*\*\* NOVEMBER/NOVEMBER 2013 \*\*\***

| HS         | Uraian Komoditi<br>Commodity Description                            | Berat Bersih / Net Weight (Kg) |                               | Nilai / Value C.I.F (US\$) |                               |
|------------|---|--------------------------------|-------------------------------|----------------------------|-------------------------------|
|            |   | Bulan ini<br>Current Month     | Kumulatif<br>Cum.Jan. to date | Bulan ini<br>Current Month | Kumulatif<br>Cum.Jan. to date |
| 8544492200 | Electrical cables insulated w/ plasticdiamtr<=19,5 mm,not use for   | 32 256                         | 574 003                       | 33 625                     | 929 082                       |
| 8544492300 | Electrical cables insulated w/ plasticdiamtr>19,5 mm,not use for te | 17 646                         | 166 448                       | 109 071                    | 916 052                       |
| 8544492900 | Oth electric conductors,not fitted w/connector,not for telecomunc   | 186 224                        | 5 651 418                     | 1 282 979                  | 34 411 539                    |
| 8544493100 | Telephone,ttegraph,radio relay cable submarine,for communic,80V     | 0                              | 2 095                         | 0                          | 11 335                        |
| 8544493200 | Oth elect connector,fitted w/ connectorfor comm,insulate w/ plas    | 686                            | 62 107                        | 5 436                      | 158 783                       |
| 8544493900 | Oth elect connector,fit w/ connectorforcomm,not insulate w/ plas    | 287 823                        | 2 816 121                     | 2 855 543                  | 33 242 273                    |
| 8544494100 | Oth elect cconnector,fit w/ connector,>80V&<=1000V,not for com,in   | 162 143                        | 1 618 475                     | 1 216 979                  | 12 464 426                    |
| 8544494900 | Oth elect cconnector,fit w/ connector,>80V&<=1000V,no for com,ins   | 272 025                        | 6 127 407                     | 1 661 308                  | 51 487 270                    |
| 8544601100 | Oth electric conductors,>1 kV & <=36kV,insulate plastic w/ core di  | 76 908                         | 1 369 862                     | 496 574                    | 7 058 438                     |
| 8544601900 | Oth electric conductors,>1 kV & <=36kV,insulate plastic w/ core di  | 1 565                          | 691 588                       | 22 341                     | 6 517 220                     |
| 8544602100 | Oth electric conductors,>36 kV & <=66kV,insulate plastic w/ core c  | 749                            | 165 311                       | 3 090                      | 760 398                       |
| 8544602900 | Oth electric conductors,>1 kV & <=36kV,insulate plastic w/ core di  | 249 973                        | 16 339 387                    | 2 040 957                  | 42 437 358                    |
| 8544603000 | Other electric conductors, for a voltage > 66 kV                    | 2                              | 88 447                        | 135                        | 1 269 101                     |
| 8544701000 | Optical fibre cable of teleph,telegraph,radio relay cables,submarin | 390 078                        | 4 836 358                     | 3 456 873                  | 48 707 482                    |
| 8544709000 | Other optical fibre cables  | 344 049                        | 5 870 251                     | 4 034 583                  | 52 676 945                    |
| 8545110000 | Electroda of graphite, used for furnaces                            | 1 153 014                      | 12 383 206                    | 3 925 397                  | 46 267 118                    |
| 8545190000 | Electroda of graphite, used not forfurnaces                         | 68 427                         | 329 114                       | 280 865                    | 2 253 456                     |
| 8545200000 | Carbon brushes of graphite/oth carbon,for electrical purposed       | 56 322                         | 694 460                       | 1 128 395                  | 13 276 004                    |
| 8545900000 | Lamp carbon,battery carbon & oth articleof graphite/oth carbon,w    | 317 109                        | 1 588 899                     | 567 259                    | 22 134 228                    |
| 8546100000 | Electrical insulators of glass                                      | 63 337                         | 1 175 926                     | 177 284                    | 2 621 808                     |
| 8546201000 | Transformer bushing & circuit breakerinsulator, of ceramic          | 155 725                        | 1 236 897                     | 676 488                    | 8 496 644                     |
| 8546209000 | Electrical insulators of any materialother than glass & ceramics    | 1 092 253                      | 10 883 638                    | 1 325 999                  | 15 261 129                    |
| 8546900000 | Oth elect insulators not of glass and of ceramics                   | 857 310                        | 1 932 253                     | 4 085 308                  | 19 960 793                    |
| 8547100000 | Insulating fitting for electrical mchineappl/equip; of ceramics     | 44 111                         | 471 638                       | 654 868                    | 15 271 717                    |
| 8547200000 | Insulating fitting for electrical mchineappl/equip; of plastics     | 115 385                        | 1 880 697                     | 1 942 143                  | 33 928 439                    |
| 8547901000 | Elect conduit tubingng & joint thereforof base metal line w/ insula | 14 451                         | 812 447                       | 182 384                    | 3 270 936                     |
| 8547909000 | Oth insulating fittings for elect mach,appliances/equipment, being  | 287 617                        | 2 750 643                     | 882 866                    | 12 493 123                    |
| 8548101200 | Lead acid scrap storage batteries,drained/undrained,used in aircra  | 0                              | 5                             | 0                          | 377                           |
| 8548101900 | Lead acid scrap storage batteries,drained/undrained,used for oth p  | 0                              | 11                            | 0                          | 7 423                         |
| 8548102200 | Waste & scrap contain mainly iron ofprimary cells/primary batterie  | 0                              | 8 298                         | 0                          | 52 730                        |
| 8548102900 | Other waste and scrap containing mainlyiron                         | 0                              | 154                           | 0                          | 465                           |
| 8548109100 | Waste & scrap of primary cells andprimary batteries,cont. oth mat   | 0                              | 91                            | 0                          | 1 885                         |
| 8548109900 | Other waste & scrap containing othermaterials                       | 240                            | 3 715                         | 27 580                     | 125 402                       |
| 8548901000 | Image sensors contact type copmrising aphoto-conductive sensor      | 52 260                         | 577 642                       | 1 587 301                  | 15 272 552                    |
| 8548902000 | Printed circuit assemblies incl suchassemblies for external connect | 1 107                          | 15 980                        | 19 236                     | 1 558 979                     |
| 8548909000 | Other waste & scrap of primary cells;primary batteries              | 36 307                         | 682 144                       | 1 185 511                  | 16 875 556                    |
| 8601100000 | Rail locomotive powered from an externalsource of electricity       | 2 050                          | 2 050                         | 5 535                      | 5 535                         |
| 8601200000 | Rail locomotives powered by electricaccumulators                    | 0                              | 21 719                        | 0                          | 184 046                       |
| 8602100000 | Diesel-electric locomotives   | 386 009                        | 10 041 242                    | 12 227 672                 | 314 817 506                   |
| 8603100000 | Self-propelled railway/tramway coaches,van & truck power by ext     | 1 207 200                      | 7 177 581                     | 1 546 800                  | 18 423 287                    |
| 8603900000 | Self-propelled railway/tramway coaches,van & truck power by int     | 0                              | 732 995                       | 0                          | 23 088 565                    |
| 8604000000 | Railway/tramway maintenance/servicevehicles, whether/not self-j     | 0                              | 189 501                       | 0                          | 4 310 265                     |
| 8606100000 | Tank wagons and the like  | 0                              | 15 547                        | 0                          | 50 099                        |
| 8606300000 | Self-discharging vans,wagons, oth thanthose of subheading 8606.1    | 0                              | 1 225                         | 0                          | 2 965                         |
| 8606910000 | Oth railway/tramway goods vans & wagon,not self-propelled, cov      | 0                              | 1 591                         | 0                          | 4 789                         |
| 8606920000 | Oth rail/tramway good van&wagon,not self propelled,open,nonre       | 0                              | 2 992                         | 0                          | 6 416                         |
| 8606990000 | Oth rail/tramway good van&wagon,not self propelled,open,nonre       | 3                              | 74 978                        | 315                        | 941 519                       |
| 8607110000 | Driving bogies and bissel-bogies                                    | 6 347                          | 2 254 541                     | 62 142                     | 48 364 980                    |
| 8607120000 | Other bogies and bissel-bogies                                      | 5 106                          | 24 227                        | 40 886                     | 206 166                       |
| 8607190000 | Axles & wheels, and parts thereof                                   | 52 393                         | 2 684 071                     | 408 071                    | 17 307 889                    |
| 8607210000 | Air brakes and parts thereof  | 2 971                          | 52 540                        | 83 476                     | 1 921 036                     |
| 8607290000 | Brakes and parts thereof other than airbrakes                       | 111                            | 440 916                       | 2 187                      | 1 225 750                     |
| 8607300000 | Hooks & oth coupling devices, buffers,and parts thereof             | 406                            | 90 923                        | 19 708                     | 568 329                       |
| 8607910000 | Other parts of locomotives  | 31 116                         | 954 364                       | 1 400 609                  | 39 306 303                    |
| 8607990000 | Other part of trolling stock  | 18 383                         | 142 367                       | 597 384                    | 1 765 454                     |
| 8608002000 | Electromechanic equip of railway/tramway track fixtures,fitting, m  | 10 830                         | 120 410                       | 705 346                    | 8 564 002                     |
| 8608009000 | Non-electromech equip of railway/tramway track fixtures,fitting, n  | 0                              | 342 013                       | 0                          | 1 848 828                     |
| 8609000010 | Containers of metal,design & equip forcarriage by one/more mode     | 331 238                        | 3 836 818                     | 831 453                    | 10 980 043                    |
| 8609000020 | Containers of wood, design & equip forcarriage by one/more mod      | 0                              | 1 612                         | 0                          | 28 648                        |
| 8609000090 | Container of oth material,design&equip for carriage by one/more     | 221 151                        | 1 562 480                     | 1 877 075                  | 11 570 477                    |
| 8701101100 | Pedestrian controlled tractors,power <=22.5 kW, for agricultural u  | 61 847                         | 246 862                       | 189 580                    | 543 662                       |
| 8701101900 | Pedestrian controlled tractors,power <=22.5 kw oth than for agricl  | 6 704                          | 136 834                       | 26 985                     | 512 044                       |
| 8701109100 | Pedestrian controlled tractors, power >22.5 kw for agricultural use | 0                              | 32 082                        | 0                          | 209 152                       |
| 8701109900 | Pedestrian controlled tractors, power >22.5 kw oth than for agricu  | 0                              | 9 496                         | 0                          | 10 570                        |
| 8701201000 | Road tractors for semi-trailers, ckd                                | 0                              | 19 263                        | 0                          | 63 443                        |
| 8701209000 | Road tractors for semi-trailers, not ckd                            | 520 981                        | 10 316 672                    | 2 857 279                  | 48 567 087                    |
| 8701300000 | Track-laying tractors   | 0                              | 646                           | 0                          | 3 058                         |
| 8701901000 | Agriculture tractors  | 355 945                        | 5 267 992                     | 2 405 719                  | 36 666 465                    |
| 8701909000 | Other tractors (other than tractors ofheading 87.09)                | 207 440                        | 838 653                       | 1 607 995                  | 6 745 483                     |
| 8702104910 | Motor coach,bus/minibus,for >=10 p,g.v.w. < 6 t,ckd,diesel          | 0                              | 1 830                         | 0                          | 10 000                        |
| 8702104920 | Motor coach,bus/minibus,for >=10 p,g.v.w. > 18 t but <=24 t,ckd,d   | 0                              | 270 909                       | 0                          | 2 324 585                     |

**I.3. IMPOR MENURUT KOMODITI / IMPORT BY HS COMMODITY**  
**\*\*\* NOVEMBER/NOVEMBER 2013 \*\*\***

| HS         | Uraian Komoditi<br>Commodity Description                            | Berat Bersih / Net Weight (Kg) |                               | Nilai / Value C.I.F (US\$) |                               |
|------------|---|--------------------------------|-------------------------------|----------------------------|-------------------------------|
|            |   | Bulan ini<br>Current Month     | Kumulatif<br>Cum.Jan. to date | Bulan ini<br>Current Month | Kumulatif<br>Cum.Jan. to date |
| 8702105000 | Oth motor vehicles for the transport >=10 p,ckd,diesel or semi-die  | 3 320                          | 3 320                         | 55 812                     | 55 812                        |
| 8702107100 | Motor vehicles for transport >30 p,usein airport,g.v.w >=6t & <18t  | 0                              | 64 000                        | 0                          | 814 800                       |
| 8702108100 | Oth motor coach,bus/minibus,for >=10 p,g.v.w >= 6 t but <=18 t,n    | 9 300                          | 146 383                       | 75 000                     | 655 000                       |
| 8702108910 | Oth motor coach,bus/minibus,for >=10 p,g.v.w. < 6 t, not ckd, dies  | 111 460                        | 2 026 937                     | 1 008 719                  | 24 812 080                    |
| 8702108930 | Oth motor coach,bus/minibus,for >=10 p,g.v.w. >= 24 t, not ckd, di  | 0                              | 7 946                         | 0                          | 94 605                        |
| 8702109000 | Oth motor vehicles for the transport >=10 p;not ckd, diesel         | 2 227                          | 313 475                       | 29 233                     | 4 660 247                     |
| 8702901420 | Oth motor coaches,buses/minibuses,nondiesel,transport>= 30p,ck      | 0                              | 8                             | 0                          | 138                           |
| 8702901910 | Oth motor vehicles, non diesel,>= 10 p,ckd, g.v.w. <= 24 t          | 0                              | 966 000                       | 0                          | 5 609 800                     |
| 8702909410 | Motor vehicle,non diesel,transport>=30p,not ckd,g.v.w. <=24 t,not   | 0                              | 12 000                        | 0                          | 110 000                       |
| 8702909420 | Motor vehicle,non diesel,transport>=30p,not ckd,g.v.w. >24 t,not    | 468 000                        | 1 700 000                     | 4 230 000                  | 14 570 000                    |
| 8702909520 | Oth motor coach,bus/minibus,non diesel,transport >10 p, not ckd,    | 18 500                         | 18 500                        | 172 600                    | 172 600                       |
| 8703101000 | Golf cars, including golf buggies                                   | 36 563                         | 273 523                       | 31 047                     | 354 916                       |
| 8703109000 | Vehicle specially design for travel onsnow oth than golf cars       | 0                              | 7 097                         | 0                          | 30 975                        |
| 8703211000 | Go-karts,cylinder capacity <= 1000 cc,internal combust recipro pist | 0                              | 1 987                         | 0                          | 36 500                        |
| 8703212200 | Motor cars excl vans, <= 1,000 cc, ckd,4 WD,intrn combust recipro   | 0                              | 26 355                        | 0                          | 131 837                       |
| 8703212300 | Motor car excl vans,<= 1,000 cc,ckd,not4 WD,intrn combust recipr    | 0                              | 1 172                         | 0                          | 25 666                        |
| 8703212910 | Sedan/station wagon,<=1,000 cc,not ckd,not 4WD,intern combust       | 0                              | 2 423                         | 0                          | 24 706                        |
| 8703212990 | Oth motor car,<= 1,000 cc,not ckd,not4 WD, intern combust recipr    | 0                              | 142 721                       | 0                          | 2 207 449                     |
| 8703213900 | Oth vehicles,<=1,000 cc, ckd, not 4 WD,drive,intern combust recip   | 0                              | 26 878                        | 0                          | 129 029                       |
| 8703221190 | Oth motor car,no sedan,1000-1500 cc,ckdinternal combust reciprc     | 180 528                        | 1 685 027                     | 1 805 826                  | 16 799 355                    |
| 8703221910 | Sedan/station wagon,1000-1500cc,not ckd internal combust recipi     | 765 668                        | 19 964 196                    | 7 174 107                  | 190 461 956                   |
| 8703221990 | Oth motor car,no sedan,1000-1500 cc,notckd,intern combust recip     | 2 820 456                      | 59 980 700                    | 25 251 113                 | 572 315 486                   |
| 8703229900 | Other vehicles, 1000-1500 cc, not ckd,internal combust recipro pis  | 559 150                        | 4 161 580                     | 5 173 289                  | 39 992 337                    |
| 8703232900 | Hearses,1500-3000 cc,not ckd, internalcombust reciprocating pist    | 0                              | 2 952                         | 0                          | 2 045 238                     |
| 8703233900 | Prison van,1500-3000 cc,not ckd,interncombust reciprocating pist    | 0                              | 1 950                         | 0                          | 8 870                         |
| 8703235110 | Sedan/station wagons,1500-1800 cc,ckd,internal combust recipro      | 0                              | 39 177                        | 0                          | 375 281                       |
| 8703235190 | Oth mtor car excl van,no sedan,ckd,1500-1800cc,intern combust r     | 0                              | 20 606                        | 0                          | 99 150                        |
| 8703235210 | Sedan/station wagons, 1800-2000 cc, ckdinternal combust recipro     | 353 260                        | 3 019 709                     | 3 498 833                  | 33 573 088                    |
| 8703235290 | Oth mtor car excl van,no sedan,ckd,1800-2000cc,intern combust r     | 1 210 176                      | 19 363 645                    | 11 005 333                 | 215 433 171                   |
| 8703235390 | Oth mtor car excl van,no sedan,ckd,2000-2500cc,intern combust r     | 0                              | 481 788                       | 0                          | 3 107 855                     |
| 8703236110 | Sedan/station wagon,1500-1800cc,not ckd,internal combust recipi     | 46 413                         | 5 228 768                     | 656 058                    | 69 209 487                    |
| 8703236191 | Oth motor car excl van,1500-1800cc,notckd,2 WD,intern combust       | 236 797                        | 3 811 878                     | 1 420 232                  | 38 698 030                    |
| 8703236192 | Oth motor car excl van,1500-1800cc,notckd,4 WD,intern combust       | 0                              | 17 704                        | 0                          | 206 481                       |
| 8703236210 | Sedan/station wagon,1800-2000cc,not ckd, internal combust recip     | 66 648                         | 1 543 887                     | 855 564                    | 22 934 784                    |
| 8703236291 | Oth motor car excl van,1800-2000cc,notckd,2 WD,intern combust       | 172 754                        | 4 740 451                     | 2 234 121                  | 50 328 520                    |
| 8703236292 | Oth motor car excl van,1500-1800cc,notckd,4 WD,intern combust       | 146 559                        | 2 095 254                     | 1 146 986                  | 19 340 558                    |
| 8703236310 | Sedan/station wagon,2000-2500cc,not ckd,internal combust recipi     | 417 628                        | 7 661 892                     | 6 287 449                  | 129 881 417                   |
| 8703236391 | Oth motor car excl van,2000-2500cc,notckd,2 WD,intern combust       | 621 158                        | 19 830 200                    | 7 817 006                  | 196 444 106                   |
| 8703236392 | Oth motor car excl van,2000-2500cc,notckd,4 WD,intern combust       | 19 706                         | 157 935                       | 127 504                    | 1 326 990                     |
| 8703236410 | Sedan/station wagon,2500-3000cc,not ckd,internal combust recipi     | 22 380                         | 622 688                       | 522 973                    | 14 290 114                    |
| 8703236491 | Oth motor car excl van,2500-3000cc,notckd,2 WD,intern combust       | 30 531                         | 2 406 166                     | 535 296                    | 36 915 436                    |
| 8703236492 | Oth motor car excl van,2500-3000cc,notckd,4 WD,intern combust       | 18 754                         | 587 113                       | 329 195                    | 10 926 497                    |
| 8703239210 | Oth vehicle,1800-2000cc,not ckd,2 WD,internal combust recipro p     | 0                              | 7 254                         | 0                          | 88 350                        |
| 8703239390 | Oth vehicle,2000-2500cc,not ckd,4 WD,internal combust recipro p     | 0                              | 6 000                         | 0                          | 102 860                       |
| 8703239410 | Oth vehicle,2500-3000cc,not ckd,2 WD,internal combust recipro p     | 0                              | 5 809                         | 0                          | 154 057                       |
| 8703239490 | Oth vehicle,2500-3000cc,not ckd,4 WD,internal combust recipro p     | 1 380                          | 60 347                        | 34 121                     | 1 204 648                     |
| 8703245110 | Sedan/station wagon,>3000 cc,4 WD,notckd,internal combust reci      | 2 036                          | 243 085                       | 21 161                     | 11 378 770                    |
| 8703245190 | Oth motor car,no sedan,>3000cc,not ckd,4 WD,internal combust r      | 102 542                        | 3 625 395                     | 1 353 973                  | 61 622 801                    |
| 8703245910 | Sedan/station wagon,>3000 cc,not 4 WD,not ckd,intern combust r      | 65 731                         | 1 013 908                     | 3 043 538                  | 39 087 242                    |
| 8703245990 | Oth mtor car,no sedan,> 3000cc,not ckd,not 4 WD,intern combust      | 4 070                          | 481 202                       | 303 365                    | 16 300 218                    |
| 8703312000 | Other motor cars excl van, <= 1500 cc,not ckd,diesel                | 0                              | 59 284                        | 0                          | 532 129                       |
| 8703314000 | Ambulances,<=1500 cc,diesel/semi-diesel                             | 0                              | 14 641                        | 0                          | 11 148                        |
| 8703318900 | Other vehicles,<=1500 cc, ckd, diesel,not 4 WD                      | 0                              | 1                             | 0                          | 10                            |
| 8703319100 | Other vehicles,<=1500 cc,not ckd,diesel,4 WD                        | 0                              | 1 307                         | 0                          | 8 670                         |
| 8703319900 | Other vehicles,<=1500 cc,not ckd,diesel,not 4 WD                    | 0                              | 2 320                         | 0                          | 21 943                        |
| 8703321000 | Ambulances, 1500-2500 cc, diesel                                    | 0                              | 4 238                         | 0                          | 330 661                       |
| 8703324290 | Oth motor car,no sedan,1500-2000cc,ckd,4 WD, diesel                 | 37 441                         | 52 237                        | 402 380                    | 648 380                       |
| 8703324310 | Sedan/station wagon, 1500-2000 cc, ckd,not 4 WD, diesel             | 0                              | 433 920                       | 0                          | 5 014 346                     |
| 8703324390 | Oth motor car,no sedan,1500-2000cc,ckd,not 4 WD, diesel             | 0                              | 46 756                        | 0                          | 516 337                       |
| 8703324990 | Oth motor cars,no sedan, 2000-2500 cc,not ckd,diesel                | 461 426                        | 3 619 212                     | 3 704 889                  | 28 861 596                    |
| 8703325300 | Motor car excl van,1500-2000cc,not ckd,not 4 WD,diesel              | 15 147                         | 3 420 049                     | 135 943                    | 35 068 932                    |
| 8703325400 | Motor cars excl van, 1500-2500 cc,notckd,4 WD,diesel                | 174 950                        | 3 204 037                     | 1 706 144                  | 33 663 929                    |
| 8703325900 | Motor car excl van,1500-2500cc,not ckd,not 4 WD,diesel              | 1 952 661                      | 19 578 414                    | 20 392 135                 | 211 262 870                   |
| 8703329200 | Oth vehicle,1500-2000 cc,not ckd,diesel,4 WD                        | 0                              | 33 606                        | 0                          | 312 090                       |
| 8703329300 | Oth vehicle,1500-2000 cc,not ckd,diesel,oth than 4 WD               | 0                              | 90 364                        | 0                          | 931 171                       |
| 8703329400 | Oth vehicle,1500-2500 cc,not ckd,diesel,4 WD                        | 0                              | 45 641                        | 0                          | 429 783                       |
| 8703329900 | Oth vehicle,1500-2500 cc,not ckd,diesel,oth than 4 WD               | 0                              | 3 629                         | 0                          | 51 731                        |
| 8703331000 | Ambulances, 2500-3000 cc, diesel                                    | 0                              | 2 800                         | 0                          | 101 712                       |
| 8703335300 | Other motor cars, 2500-3000 cc, not ckd, 4WD, diesel                | 19 577                         | 259 318                       | 367 132                    | 3 181 281                     |
| 8703335400 | Other motor cars, 2500-3000 cc, not ckd, oth than 4 WD,diesel       | 5 480                          | 344 952                       | 187 386                    | 4 447 006                     |
| 8703335500 | Other motor cars, > 3000 cc, not ckd,4 WD, diesel                   | 0                              | 1 091 896                     | 0                          | 29 399 043                    |

**I.3. IMPOR MENURUT KOMODITI / IMPORT BY HS COMMODITY**  
**\*\*\* NOVEMBER/NOVEMBER 2013 \*\*\***

| H S        | Uraian Komoditi<br>Commodity Description                                | Berat Bersih / Net Weight (Kg) |                               | Nilai / Value C.I.F (US\$) |                               |
|------------|---|--------------------------------|-------------------------------|----------------------------|-------------------------------|
|            |   | Bulan ini<br>Current Month     | Kumulatif<br>Cum.Jan. to date | Bulan ini<br>Current Month | Kumulatif<br>Cum.Jan. to date |
| 8703335900 | Other motor cars, > 3000 cc,not ckd,oththan 4 WD, diesel                | 0                              | 57 574                        | 0                          | 2 026 573                     |
| 8703337000 | Motor-homes, >2500 cc, ckd/not ckd,diesel                               | 0                              | 33 296                        | 0                          | 187 250                       |
| 8703338900 | Other vehicles, > 2500 cc, ckd,oth than4 WD, diesel                     | 0                              | 156                           | 0                          | 2 573                         |
| 8703339900 | Other vehicles, > 2500 cc, not ckd,oththan 4 WD, diesel                 | 0                              | 5 400                         | 0                          | 206 192                       |
| 8703901200 | Gokart,electrically-powered vehicles                                    | 0                              | 310                           | 0                          | 852                           |
| 8703901300 | Oth electrically-powered vehicles,fortransport of persons, CKD          | 0                              | 5 568                         | 0                          | 40 904                        |
| 8703901900 | Oth electrically-powered vehicles,fortransport of persons, not CKD      | 0                              | 6 962                         | 0                          | 59 403                        |
| 8703907000 | Motor cars excl vans, not elect-powered,for transport of persons, l     | 0                              | 2 818                         | 0                          | 167 830                       |
| 8704101300 | Damper,designed for-off highway,CKD,g.v.w. <= 5 t                       | 0                              | 58                            | 0                          | 2 134                         |
| 8704101500 | Damper,designed for-off highway,CKD,g.v.w. < 10 t but >= 20 t           | 0                              | 100 463                       | 0                          | 322 470                       |
| 8704101700 | Damper,designed for-off highway,CKD,g.v.w. < 24 t but >= 45 t           | 292 000                        | 454 775                       | 1 140 000                  | 1 723 618                     |
| 8704101800 | Damper,designed for-off highway,CKD,g.v.w. > 45 t                       | 0                              | 5 435 405                     | 0                          | 85 366 254                    |
| 8704102300 | Damper,designed for-off highway,not CKD, g.v.w. <= 5 t                  | 0                              | 78 983                        | 0                          | 568 867                       |
| 8704102400 | Damper,designed for-off highway,not CKD, g.v.w. < 5 t but >= 10 t       | 17 120                         | 20 922                        | 414 145                    | 544 997                       |
| 8704102700 | Damper,designed for-off highway,not CKD, g.v.w. < 24 t but >= 45        | 40 000                         | 6 169 832                     | 264 670                    | 62 012 964                    |
| 8704102800 | Damper,designed for-off highway,not CKD, g.v.w. > 45 t                  | 525 336                        | 6 474 356                     | 5 023 771                  | 79 880 783                    |
| 8704211900 | Oth motor vehicles,for transport goods, g.v.w. <= 5 t,ckd, diesel       | 0                              | 228 122                       | 0                          | 3 505 583                     |
| 8704212200 | Refuse collection vehicle have a refusecompres device,g.v.w.<=5t,l      | 0                              | 8 010                         | 0                          | 2 624                         |
| 8704212900 | Oth motor vehicles,for transport goods,g.v.w. <= 5 t, not ckd, diesel   | 2 444 726                      | 32 820 654                    | 19 503 022                 | 285 375 512                   |
| 8704221900 | Oth motor vehicles,for transport goods,g.v.w. <5 t but >= 6 t, ckd, l   | 0                              | 2 171 682                     | 0                          | 56 033 209                    |
| 8704222300 | Tanker vehicles;bulk cement truck,g.v.w. 5-6 t, not ckd, diesel         | 0                              | 27 131                        | 0                          | 88 364                        |
| 8704222900 | Oth motor vehicles,for transport goods,g.v.w. 5-6 t, not ckd, diesel    | 12 000                         | 18 490                        | 143 970                    | 197 664                       |
| 8704223900 | Oth motor vehicles,for transport goods,g.v.w. 6-20 t,ckd, diesel        | 0                              | 1 459 027                     | 0                          | 12 072 861                    |
| 8704225900 | Other vehicles for the transport ofgoods,10-20 t, not ckd, diesel       | 11 640                         | 158 864                       | 121 736                    | 1 399 556                     |
| 8704232900 | Other lorries (trucks), 20-24 t,not ckd, diesel                         | 0                              | 5 000                         | 0                          | 53 600                        |
| 8704235900 | Other lorries (trucks), 25-45 t,ckd, diesel                             | 24 281                         | 2 395 060                     | 229 468                    | 20 238 708                    |
| 8704236100 | Refrigerated lorries (trucks), 25-45 t,not ckd, diesel                  | 7 183                          | 60 758                        | 12 150                     | 101 073                       |
| 8704236300 | Tanker vehicles; bulk-cement lorries,25-45 t, not ckd, diesel           | 12 790                         | 232 221                       | 17 233                     | 429 619                       |
| 8704236500 | Hooklift lorries (trucks), 25-45 t,not ckd, diesel                      | 0                              | 105 405                       | 0                          | 170 852                       |
| 8704236600 | Dumpers, 24-45 t, not ckd,diesel  | 438 300                        | 5 188 227                     | 2 467 500                  | 20 503 916                    |
| 8704236900 | Other lorries (trucks), 25-45 t,not ckd, diesel                         | 1 282 628                      | 18 466 835                    | 9 758 154                  | 113 493 113                   |
| 8704238300 | Tanker vehicles; bulk-cement lorries(trucks), g.v.w > 45 t, not ckd,c   | 0                              | 165 362                       | 0                          | 823 820                       |
| 8704238500 | Hooklift lorries (trucks), g.v.w > 45 t, not ckd,diesel                 | 0                              | 4 596                         | 0                          | 17 697                        |
| 8704238600 | Dumpers, g.v.w.> 45 t, not ckd, diesel                                  | 0                              | 310                           | 0                          | 27 558                        |
| 8704238900 | Other lorries (trucks), > 45 t, not ckd, diesel                         | 227 361                        | 5 086 538                     | 2 398 434                  | 38 171 087                    |
| 8704312900 | Other lorries (trucks), <= 5 t, not ckdinternal combustion piston er    | 370 444                        | 9 566 139                     | 2 236 056                  | 64 354 389                    |
| 8704324300 | Tanker vhcls;bulk-cement lorries 6-20 t,not ckd,internal combust p      | 0                              | 23 648                        | 0                          | 81 108                        |
| 8704328100 | Refrigerated lorries (trucks), 24-45 t,not ckd,internal combust pist    | 0                              | 11 421                        | 0                          | 18 790                        |
| 8704328300 | Tanker vhcls;bulk-cement lorries, 24-45t,not ckd,internal combust       | 0                              | 45 995                        | 0                          | 224 500                       |
| 8704328600 | Dumpers, g.v.w. 24-45 t, not ckd,internal combustion piston engin       | 0                              | 43 025                        | 0                          | 210 000                       |
| 8704329800 | Dumpers, g.v.w., > 45 t, not ckd,internal combustion piston engine      | 0                              | 7 582                         | 0                          | 7 879                         |
| 8704329900 | Other lorries (trucks), > 45 t, not ckd,internal combustion piston er   | 0                              | 94 229                        | 0                          | 403 810                       |
| 8704901000 | Motor vehicles for the transport ofgoods, ckd                           | 0                              | 10 010                        | 0                          | 56 780                        |
| 8704909100 | Motor vehicles for the transportof goods, <= 5 t, not ckd               | 0                              | 21 300                        | 0                          | 10 050                        |
| 8705100000 | Crane lorries   | 521 736                        | 5 334 266                     | 2 888 959                  | 29 523 110                    |
| 8705200000 | Mobile drilling derricks  | 0                              | 17 993                        | 0                          | 20 315                        |
| 8705300000 | Fire fighting vehicles  | 72 210                         | 2 649 541                     | 1 885 891                  | 57 219 321                    |
| 8705400000 | Concrete-mixer lorries  | 225 393                        | 7 541 072                     | 538 666                    | 23 552 616                    |
| 8705905000 | Street clean vhcl, cesspool emptiermobile clinic;spray lorries of all   | 35 076                         | 150 916                       | 495 066                    | 2 309 115                     |
| 8705909000 | Other special purpose motor vehicles                                    | 295 821                        | 6 004 863                     | 1 860 187                  | 37 675 407                    |
| 8706001100 | Chasis fitted with engines of agriculturtractors                        | 0                              | 7 982                         | 0                          | 81 838                        |
| 8706001910 | Chasis fitted with engines of pedestriancontrolled tractors, not agr    | 0                              | 293                           | 0                          | 177                           |
| 8706001920 | Chasis fitted w/ engines of road tractorfor semi-trailers,track-layin   | 0                              | 1 590                         | 0                          | 82 414                        |
| 8706001930 | Oth chasis fitted with engines for othertractors                        | 0                              | 1 194                         | 0                          | 10 997                        |
| 8706002110 | Chasis fitted with engines for vehicles>=10 person, <=24 t              | 0                              | 803                           | 0                          | 3 813                         |
| 8706002910 | Chasis fitted with engines for vehicles< 10 person, for cars <=24 t     | 0                              | 187 550                       | 0                          | 512 971                       |
| 8706002920 | Chasis fitted with engines for vehicles< 10 person, for cars > 24       | 0                              | 541 890                       | 0                          | 6 639 543                     |
| 8706003100 | Chasis fitted with engines for vehiclesfor go-karts;golf cars;(incl gol | 0                              | 6 331                         | 0                          | 66 835                        |
| 8706003900 | Oth chasis fitted with engines for vhclsof designed for transport of    | 0                              | 13 998                        | 0                          | 103 977                       |
| 8706005000 | Chasis fitted with engines for specialpurposes motor vehicles           | 0                              | 8 445                         | 0                          | 45 676                        |
| 8707101000 | Bodies for the vehicles transport ofpersons; go-karts;golf cars:golf    | 0                              | 737                           | 0                          | 3 450                         |
| 8707109000 | Other bodies for the vehiclestransport of persons                       | 42 556                         | 892 671                       | 457 417                    | 7 779 425                     |
| 8707901010 | Bodies for road tractors semi-trailersor track-laying tractors          | 65                             | 21 500                        | 2 946                      | 62 755                        |
| 8707901020 | Bodies for other tractor  | 313                            | 3 199                         | 2 679                      | 40 251                        |
| 8707903000 | Bodies for special purpose motorvehicles                                | 0                              | 54 669                        | 0                          | 1 008 358                     |
| 8707909010 | Bodies for dumpers off highway use,not ckd, g.v,w > 45 t                | 1 315                          | 2 980 644                     | 41 817                     | 22 462 774                    |
| 8707909020 | Other Bodies for the vehiclesof g.v.w .<= 24 t                          | 3 534                          | 65 553                        | 15 013                     | 68 922                        |
| 8707909030 | Other Bodies for the vehiclesof g.v.w .> 24 t                           | 23 406                         | 1 007 497                     | 48 740                     | 1 779 887                     |
| 8708101000 | Bumper and parts for tractors   | 1 414                          | 23 515                        | 32 130                     | 232 208                       |
| 8708109000 | Bumper and parts for other tractors                                     | 307 283                        | 7 856 152                     | 3 659 399                  | 38 809 095                    |
| 8708210000 | Safety seat belt for parts andaccessories                               | 120 623                        | 1 694 127                     | 1 292 298                  | 19 039 767                    |

**I.3. IMPOR MENURUT KOMODITI / IMPORT BY HS COMMODITY**  
**\*\*\* NOVEMBER/NOVEMBER 2013 \*\*\***

| HS         | Uraian Komoditi<br>Commodity Description                            | Berat Bersih / Net Weight (Kg) |                               | Nilai / Value C.I.F (US\$) |                               |
|------------|---|--------------------------------|-------------------------------|----------------------------|-------------------------------|
|            |   | Bulan ini<br>Current Month     | Kumulatif<br>Cum.Jan. to date | Bulan ini<br>Current Month | Kumulatif<br>Cum.Jan. to date |
| 8708291100 | Component of door trim assembly fortractors                         | 3 848                          | 20 418                        | 50 132                     | 192 194                       |
| 8708291200 | Component of door trimassembly fortransport of persons              | 256 478                        | 3 364 164                     | 3 399 621                  | 45 947 066                    |
| 8708291400 | Component of door trim assembly fortransp>= 10 persons or tansp     | 100 703                        | 716 333                       | 380 476                    | 3 271 761                     |
| 8708291900 | Component of door trim assembly forspecial purpose motor vehic      | 242 283                        | 2 727 835                     | 2 399 795                  | 27 911 475                    |
| 8708292000 | Parts of safety seat belts  | 266 413                        | 3 328 948                     | 2 651 612                  | 33 693 592                    |
| 8708299200 | Oth parts, access for vehicles oftractors                           | 14 511                         | 90 425                        | 164 407                    | 1 424 347                     |
| 8708299300 | Interior trim fitting; mudguards fortransport of persons            | 906 615                        | 10 970 813                    | 7 863 633                  | 93 706 435                    |
| 8708299400 | Hood rods for vehiclestransport of persons                          | 172                            | 7 900                         | 2 744                      | 81 259                        |
| 8708299500 | Oth parts and accessories for transport of person                   | 947 940                        | 10 703 312                    | 9 075 763                  | 102 692 501                   |
| 8708299600 | Interior trim fitting; mudguards fortransp>= 10 persons or tanspor  | 20 801                         | 240 682                       | 319 817                    | 3 592 999                     |
| 8708299700 | Hood rods for transport>= 10 persons or tansport of goods           | 1                              | 2 972                         | 16                         | 10 779                        |
| 8708299800 | Oth parts, access for transport>= 10 persons or transport of goods  | 9 649                          | 314 557                       | 168 840                    | 2 287 959                     |
| 8708299900 | Other parts and access, Of motorvehicles of heading 8701-8705       | 715 001                        | 8 319 082                     | 8 730 623                  | 86 843 033                    |
| 8708301000 | Brakes,servo-brakes; parts thereof fortractors                      | 38 535                         | 315 144                       | 514 616                    | 4 293 988                     |
| 8708302100 | Brake drums, brake disc or brake pipes for transport of persons     | 62 276                         | 993 820                       | 1 025 840                  | 10 773 184                    |
| 8708302900 | Oth brake drums, brake disc or brakepipes for transport of person:  | 530 614                        | 6 601 628                     | 7 183 591                  | 79 172 805                    |
| 8708303000 | Brake drums, brake disc or brake pipesof >= 10 persons/ tansport    | 46 292                         | 361 972                       | 422 243                    | 4 820 708                     |
| 8708309000 | Oth brakes,servo-brakes; parts thereoffor transport of persons      | 500 134                        | 5 924 686                     | 3 793 849                  | 49 352 786                    |
| 8708401100 | Gear boxes, unassembled fortransport of persons                     | 25 209                         | 237 840                       | 82 045                     | 1 823 303                     |
| 8708401300 | Gear boxes, unassembled for special purpose vehicles or transport   | 1 053                          | 14 711                        | 21 338                     | 253 022                       |
| 8708401400 | Gear boxes, unassembled for vehiclestractors                        | 0                              | 5 175                         | 0                          | 85 587                        |
| 8708401900 | Gear boxes, unassembled fortransport vehicles , >= 10 person        | 162 273                        | 2 880 675                     | 1 435 268                  | 33 833 058                    |
| 8708402500 | Gear boxes, assembled fortractors                                   | 138                            | 7 890                         | 4 887                      | 140 730                       |
| 8708402600 | Gear boxes, assembled fortransport of persons                       | 1 348 084                      | 11 537 333                    | 27 801 723                 | 256 023 868                   |
| 8708402710 | Gear boxes, assembled; dumpers not ckd>= 1.2 t for goods/special    | 1 254                          | 27 661                        | 1 180                      | 89 639                        |
| 8708402790 | Gear boxes, assembled; dumpers not ckd< 1.2 t for goods/special i   | 115 589                        | 223 010                       | 3 726 062                  | 6 422 309                     |
| 8708402900 | Gear boxes, assembled fortransport vehicles , >= 10 person          | 168 217                        | 3 158 338                     | 1 568 236                  | 42 880 449                    |
| 8708409100 | Parts of gear boxes and parts thereoftractors                       | 2 682                          | 72 324                        | 144 132                    | 2 688 033                     |
| 8708409200 | Parts of gear boxes and parts thereoftransport of persons           | 793 275                        | 8 588 005                     | 10 834 587                 | 128 001 046                   |
| 8708409900 | Oth parts of gear boxes for vehiclesof heang 8701-8705              | 149 618                        | 2 192 189                     | 3 140 583                  | 32 162 090                    |
| 8708501100 | Drive-axles with differential, unassemblfor transport of persons    | 838 190                        | 14 381 271                    | 7 552 849                  | 124 052 970                   |
| 8708501300 | Drive-axles with differential, unassemblfor goods/special purp      | 9 524                          | 248 686                       | 70 397                     | 1 741 087                     |
| 8708501500 | Drive-axles with differential, unassembltractors                    | 152 117                        | 196 075                       | 308 030                    | 527 905                       |
| 8708501900 | Drive-axles with differential, unassemblfor transport , >=10 person | 172 256                        | 1 341 622                     | 786 404                    | 4 837 804                     |
| 8708502500 | Drive-axles with differential, assambledfor tractors                | 27 438                         | 325 510                       | 483 389                    | 5 722 157                     |
| 8708502600 | Drive-axles with differential, assambledfor transport of persons    | 1 271 839                      | 12 400 136                    | 12 540 412                 | 132 517 011                   |
| 8708502710 | Drive-axles for damper,not ckd dmtr >=120 mm for goods/special      | 0                              | 234 220                       | 0                          | 2 860 471                     |
| 8708502790 | Drive-axles for damper,not ckd dmtr <120 mmfor goods/special pu     | 38 666                         | 252 059                       | 211 218                    | 5 957 728                     |
| 8708502900 | Drive-axles with differential, assambledfor transport of persons    | 535 060                        | 3 719 974                     | 2 077 334                  | 15 093 556                    |
| 8708509100 | Parts crown wheels&pinion of drive axleswith diff. for tractors     | 3 526                          | 56 616                        | 35 800                     | 221 409                       |
| 8708509200 | Oth parts crown wheels&pinion of driveaxl with diff for tractors    | 164                            | 11 173                        | 7 511                      | 241 859                       |
| 8708509300 | Parts of drive-axles with differential,for transport of person      | 79 835                         | 544 227                       | 1 196 320                  | 7 100 023                     |
| 8708509900 | Oth parts of drive-axles withdifferential, for vehicles 8701-8705   | 224 356                        | 2 108 115                     | 1 376 174                  | 16 435 578                    |
| 8708701500 | Road wheels of hub-caps for tractors                                | 136                            | 34 000                        | 40 301                     | 131 632                       |
| 8708701600 | Road wheels of hub-caps for transportof person                      | 80 789                         | 744 591                       | 456 615                    | 3 163 597                     |
| 8708701700 | Road wheels of hub-caps for vehicles>= 10 persons or tansport of    | 495                            | 102 679                       | 6 463                      | 151 791                       |
| 8708701900 | Road wheels of hub-caps forspecial purpose motor vehicles           | 61 290                         | 519 546                       | 144 854                    | 1 556 021                     |
| 8708702100 | Road wheels of wheels fitted with tyresfor tractors                 | 0                              | 1 719                         | 0                          | 5 339                         |
| 8708702200 | Road wheels of wheels fitted with tyresfor transport of person      | 0                              | 23 586                        | 0                          | 474 834                       |
| 8708702900 | Road wheels of wheels fitted with tyresfor transp person;goods;sp   | 0                              | 9 808                         | 0                          | 184 328                       |
| 8708703100 | Road wheels of wheels not fitted withtyres for tractors             | 0                              | 129 675                       | 0                          | 173 923                       |
| 8708703200 | Road wheels of wheels not fitted withtyres for transport of person  | 379 058                        | 2 542 575                     | 1 699 779                  | 10 397 577                    |
| 8708703910 | Road wheels of wheels not fitted withtyres of damper,not ckd dmi    | 0                              | 28 498                        | 0                          | 131 659                       |
| 8708703990 | Road wheels of wheels not fitted withtyres of damper,not ckd dmi    | 46 318                         | 5 899 483                     | 125 849                    | 4 510 449                     |
| 8708709500 | Other road wheel and parts for tractors                             | 2 772                          | 33 201                        | 23 590                     | 382 429                       |
| 8708709600 | Other road wheel and parts for vehicles>= 10 persons or tansport    | 34 657                         | 643 033                       | 18 085                     | 806 659                       |
| 8708709700 | Other road wheel and parts for vehiclestransport of person          | 99 888                         | 859 017                       | 747 711                    | 6 625 793                     |
| 8708709900 | Other road wheel and parts forspecial purpose motor vehicles        | 111 913                        | 3 997 801                     | 252 153                    | 4 686 234                     |
| 8708801500 | Suspension systems for tractors                                     | 3 725                          | 114 254                       | 38 340                     | 364 989                       |
| 8708801600 | Suspension systems forfor transport of person                       | 96 032                         | 1 686 025                     | 1 000 916                  | 16 710 820                    |
| 8708801700 | Suspension systems for damper off higwayuse or special purpose r    | 2 784                          | 228 209                       | 8 328                      | 981 273                       |
| 8708801900 | Suspension systems for transport , >=10 person                      | 117 358                        | 1 595 101                     | 472 222                    | 4 802 326                     |
| 8708809100 | Parts suspension systems fortractors                                | 1 278                          | 6 863                         | 6 312                      | 109 235                       |
| 8708809200 | Parts suspension systems fortransport of persons                    | 247 525                        | 3 163 560                     | 2 324 068                  | 25 828 347                    |
| 8708809900 | Parts suspension systems for transportof person or special purpos   | 146 869                        | 2 032 651                     | 1 552 113                  | 20 025 466                    |
| 8708911500 | Radiators for tractors  | 980                            | 27 595                        | 32 784                     | 445 228                       |
| 8708911600 | Radiators for transport of person                                   | 63 676                         | 668 255                       | 620 609                    | 7 025 797                     |
| 8708911700 | Radiators for vehicles>= 10 persons or tansport of goods            | 65 068                         | 843 461                       | 662 847                    | 7 048 736                     |
| 8708911900 | Radiators for special pupose vehicles                               | 58 418                         | 491 951                       | 536 358                    | 6 802 488                     |
| 8708919100 | Parts of radiators for tractors                                     | 243                            | 13 410                        | 5 759                      | 793 407                       |
| 8708919200 | Parts of radiators for transportof person                           | 31 575                         | 715 775                       | 501 774                    | 7 208 041                     |

**I.3. IMPOR MENURUT KOMODITI / IMPORT BY HS COMMODITY**  
**\*\*\* NOVEMBER/NOVEMBER 2013 \*\*\***

| HS         | Uraian Komoditi<br>Commodity Description                                  | Berat Bersih / Net Weight (Kg) |                               | Nilai / Value C.I.F (US\$) |                               |
|------------|---|--------------------------------|-------------------------------|----------------------------|-------------------------------|
|            |   | Bulan ini<br>Current Month     | Kumulatif<br>Cum.Jan. to date | Bulan ini<br>Current Month | Kumulatif<br>Cum.Jan. to date |
| 8708919900 | Parts of radiators for vehicles of person; goods; special purpose         | 151 601                        | 1 660 960                     | 2 026 832                  | 23 394 636                    |
| 8708921000 | Silencers (mufflers), exhaust pipe; parts for vehicles tractors           | 36                             | 8 762                         | 1 735                      | 50 444                        |
| 8708922000 | Silencers (mufflers), exhaust pipe; parts for transport of persons        | 249 530                        | 2 735 542                     | 2 389 091                  | 30 404 268                    |
| 8708924000 | Silencers (mufflers), exhaust pipe; parts for vhcls >= 10 persons/tans    | 23 059                         | 514 909                       | 245 080                    | 5 356 489                     |
| 8708929000 | Silencers (mufflers), exhaust pipe; parts for special purpose motor v     | 71 268                         | 757 586                       | 1 009 782                  | 9 185 038                     |
| 8708935000 | Clutches and parts thereof for vehicle tractors                           | 3 404                          | 20 161                        | 38 598                     | 317 876                       |
| 8708936000 | Clutches and parts thereof for vehicle transport of persons               | 478 249                        | 4 928 027                     | 5 492 278                  | 63 106 821                    |
| 8708937000 | Clutches and parts thereof for vehicle transport of goods/special p       | 22 111                         | 1 088 089                     | 298 764                    | 3 940 799                     |
| 8708939000 | Clutches and parts thereof for vehicles transport , >= 10 person          | 273 715                        | 3 108 419                     | 1 555 840                  | 16 778 265                    |
| 8708941000 | Steering wheels with airbag assemblies                                    | 2 108                          | 55 164                        | 25 816                     | 541 067                       |
| 8708949400 | Oth steering wheels with airbag assemblies for tractors                   | 1 544                          | 14 947                        | 49 552                     | 304 756                       |
| 8708949500 | Oth steering wheels with airbag assemblies for trasnport of person        | 1 441 176                      | 15 012 114                    | 16 203 581                 | 146 085 591                   |
| 8708949900 | Oth steering wheels with airbag assemblio of vhcls persons; goods; sp     | 491 743                        | 5 514 363                     | 5 322 275                  | 67 314 446                    |
| 8708951000 | Safety airbags with inflater system for vehicles                          | 164 661                        | 1 450 528                     | 2 273 461                  | 21 999 400                    |
| 8708959000 | Parts safety airbags with inflater system                                 | 78 228                         | 750 110                       | 2 066 739                  | 19 012 936                    |
| 8708991000 | Other parts & acces. for other vehicles of tractors                       | 57 641                         | 484 896                       | 1 258 066                  | 12 265 793                    |
| 8708992100 | Fuel tanks for vehicles transport persons or goods                        | 341 595                        | 4 847 458                     | 5 293 095                  | 55 463 222                    |
| 8708992300 | Parts of fuel tanks for vehicle transport of persons or goods             | 65 728                         | 502 394                       | 767 518                    | 9 057 973                     |
| 8708993000 | Accelerator, brake or clutch padals for vehicles transport of persons     | 40 647                         | 410 842                       | 563 757                    | 6 794 892                     |
| 8708994000 | Battery carriers or trays & brackets for vehicles transport of person     | 1 127                          | 24 902                        | 14 797                     | 688 866                       |
| 8708995000 | Radiator shrouds for vehicle transport of persons or goods                | 268                            | 5 247                         | 1 551                      | 54 796                        |
| 8708996100 | Chasis frames for vehicles for transport , >= 10 person                   | 888 452                        | 1 238 239                     | 1 929 573                  | 5 434 020                     |
| 8708996200 | Chasis frames for vehicle transport of persons                            | 917 345                        | 8 721 616                     | 6 680 301                  | 73 403 029                    |
| 8708996310 | Chasis frames for vehicles <= 24 t transport of goods                     | 140 195                        | 209 397                       | 259 905                    | 631 171                       |
| 8708996320 | Chasis frames for vehicles > 24 t transport of goods                      | 0                              | 47 346                        | 0                          | 858 084                       |
| 8708997000 | Other chasis frames or parts  | 4 171 215                      | 53 520 934                    | 46 921 788                 | 562 673 598                   |
| 8708999000 | Other parts, acces for other vehicles of heading 8701- 8705               | 3 616 692                      | 40 714 999                    | 25 686 671                 | 277 960 671                   |
| 8709110000 | Electrical vehicles, works trucks, self-propelled, not fiited with liftin | 42 214                         | 284 088                       | 244 184                    | 1 707 387                     |
| 8709190000 | Non electrical vehicles, works truck self-propelled, not fiited with li   | 73 951                         | 1 582 372                     | 531 135                    | 9 523 187                     |
| 8709900000 | Parts of work trucks, self-propelled, not fitted with lift/handl equip,   | 11 477                         | 150 260                       | 30 146                     | 425 235                       |
| 8710000000 | Tanks, other armoured fighting vehicles, motorised, with weapons/         | 34 527                         | 992 794                       | 4 574 387                  | 89 783 615                    |
| 8711101200 | Moped and motorised bicycles, recipoint combust piston engine <           | 2 588                          | 5 922                         | 8 616                      | 20 979                        |
| 8711101300 | Other motorcycle and scooters, recipoint combust piston engine .          | 9 140                          | 34 012                        | 29 146                     | 116 075                       |
| 8711101900 | Other motorcycles, reciprocating inter.combust. piston engine < 5l        | 551                            | 32 113                        | 13 719                     | 172 179                       |
| 8711109200 | Moped and motorised bicycles, recipro intcombust piston engine <          | 3 944                          | 8 190                         | 13 130                     | 28 874                        |
| 8711109300 | Other motorcycle and scooters, recipoint combust piston engine < l        | 10 082                         | 22 433                        | 17 216                     | 44 778                        |
| 8711109900 | Other motorcycles, reciprocating inter.combust. piston engine < 5l        | 0                              | 282 007                       | 0                          | 222 921                       |
| 8711201010 | Motocross motorcycles, with recipoint combust pist engine, 50-2l          | 0                              | 45 293                        | 0                          | 188 129                       |
| 8711201090 | Motocross motorcycles, with recipro intcombust pist engine, 50-2l         | 5 164                          | 174 868                       | 110 275                    | 2 205 655                     |
| 8711202000 | Moped and motorised bicycles with recipint combust pist engine, l         | 3 312                          | 67 660                        | 34 920                     | 1 078 309                     |
| 8711203100 | Motorcycles of cylinder capacity 150-200 cc, ckd                          | 134 350                        | 1 199 714                     | 160 932                    | 1 510 692                     |
| 8711203200 | Motorcycles of cylinder capacity 200-250 cc, ckd                          | 464                            | 6 911                         | 17 275                     | 211 096                       |
| 8711203900 | Motorcycles of cylinder capacity > 250 cc, ckd                            | 2 858                          | 43 560                        | 44 400                     | 554 248                       |
| 8711204500 | Motorcycles of cylinder capacity <= 200 cc, not ckd                       | 0                              | 612 166                       | 0                          | 1 661 666                     |
| 8711204900 | Motorcycles of cylinder capacity > 200 cc, not ckd                        | 0                              | 836                           | 0                          | 4 649                         |
| 8711205100 | Motorcycles (not side-cars) incl. Scooters of cylinder capacity 150-2l    | 35 394                         | 999 777                       | 511 494                    | 11 830 861                    |
| 8711205200 | Motorcycles (not side-cars) incl. Scooters of cylinder capacity 200-2l    | 1 079 532                      | 6 787 191                     | 15 564 616                 | 116 261 639                   |
| 8711205900 | Motorcycles (not side-cars) incl. Scooters of cylinder capacity > 250 l   | 447 111                        | 2 937 952                     | 6 445 761                  | 43 766 904                    |
| 8711209000 | Other motorcycles (not side-cars) incl Scooters                           | 0                              | 131 831                       | 0                          | 345 325                       |
| 8711301090 | Motocross motorcycles with recipro intcombust piston engine 250           | 0                              | 2 666                         | 0                          | 56 774                        |
| 8711309000 | Oth motocross motorcycles with recipoint combustion piston eng            | 517                            | 1 775                         | 19 247                     | 38 703                        |
| 8711401090 | Motocross motorcycles, with recipro intcombust pist engine, 500-l         | 0                              | 4 183                         | 0                          | 114 067                       |
| 8711402000 | Other motorcycles, with recipro intcombust piston engine, 500-80          | 1 040                          | 4 064                         | 37 054                     | 131 448                       |
| 8711409000 | Other motorcycles, with recipro intcombust piston engine, 500-80l         | 24 433                         | 224 179                       | 523 546                    | 5 298 225                     |
| 8711502000 | Other motorcycles, recipro int combust piston engine, > 800 cc, ckd       | 6 240                          | 63 049                        | 118 206                    | 1 252 456                     |
| 8711509000 | Other motorcycles, recipro int combust piston engine, > 800 cc, no        | 16 218                         | 282 831                       | 540 910                    | 10 187 685                    |
| 8711905100 | Electrical powered motorcycles, ckd                                       | 132 811                        | 873 642                       | 176 583                    | 1 029 854                     |
| 8711905400 | Other motorcycles of cylinder capacity > 500 cc, ckd                      | 0                              | 4 124                         | 0                          | 3 510                         |
| 8711909100 | Electrical powered motorcycles, not ckd                                   | 900                            | 22 934                        | 7 650                      | 177 091                       |
| 8711909900 | Other electrical powered motorcycles not ckd                              | 0                              | 14 661                        | 0                          | 414 695                       |
| 8712001000 | Racing bicycles   | 252 269                        | 2 171 456                     | 220 778                    | 2 356 241                     |
| 8712002000 | Bicycles designed to be ridden by children                                | 1 828 247                      | 25 357 519                    | 1 348 861                  | 19 875 830                    |
| 8712003000 | Other bicycles  | 3 185 976                      | 30 262 613                    | 2 485 182                  | 25 290 157                    |
| 8712009000 | Other cycles  | 207 080                        | 2 718 808                     | 1 329 671                  | 20 304 927                    |
| 8713100000 | Carriages for disabled persons, not mechanically propelled                | 62 028                         | 424 728                       | 259 359                    | 1 402 454                     |
| 8713900000 | Carriages for disabled persons, mechanically propelled                    | 98 393                         | 957 270                       | 268 084                    | 2 712 324                     |
| 8714101000 | Saddles of motorcycles (incl. mopeds)                                     | 134                            | 75 776                        | 5 106                      | 124 499                       |
| 8714102000 | Spokes/nipples of motorcycles (including mopeds)                          | 51 199                         | 673 347                       | 68 020                     | 1 136 313                     |
| 8714109010 | Frame and forks (incl. Telescopic fork, rear suspension and parts the     | 191 219                        | 2 879 843                     | 1 257 057                  | 16 144 494                    |
| 8714109020 | Gearing, gearbox, clucth and other transmission equip. and part the       | 252 477                        | 4 291 146                     | 2 012 907                  | 35 449 354                    |
| 8714109030 | Wheel rims  | 1 857 069                      | 17 368 006                    | 9 764 587                  | 93 355 063                    |

**I.3. IMPOR MENURUT KOMODITI / IMPORT BY HS COMMODITY**  
**\*\*\* NOVEMBER/NOVEMBER 2013 \*\*\***

| H S        | Uraian Komoditi<br>Commodity Description                                 | Berat Bersih / Net Weight (Kg) |                               | Nilai / Value C.I.F (US\$) |                               |
|------------|--|--------------------------------|-------------------------------|----------------------------|-------------------------------|
|            |  | Bulan ini<br>Current Month     | Kumulatif<br>Cum.Jan. to date | Bulan ini<br>Current Month | Kumulatif<br>Cum.Jan. to date |
| 8714109040 | Brakes and parts thereof   | 256 830                        | 1 570 232                     | 716 706                    | 5 052 722                     |
| 8714109050 | Silencers (mufflers) and parts thereof for vehicles of heading 8711-     | 17 146                         | 190 286                       | 110 731                    | 1 513 512                     |
| 8714109090 | Oth parts and accessories of vehicles of heading 8711- 8713              | 8 212 655                      | 64 738 741                    | 17 731 785                 | 181 950 668                   |
| 8714201100 | Castors of a dmm (incl. tyres) 75-100 mm that the wheel width > 31       | 0                              | 23 341                        | 0                          | 58 753                        |
| 8714201900 | Castors of a dmm (incl. tyres) > 250 mm that the wheel width > 30 r      | 51                             | 31 425                        | 1 149                      | 177 162                       |
| 8714209000 | Other parts of carriages for disabled persons                            | 6 004                          | 55 655                        | 18 700                     | 410 375                       |
| 8714911000 | Frame and forks for bicycles design to be ridden by children             | 624 494                        | 4 331 307                     | 692 406                    | 4 705 222                     |
| 8714919100 | Parts for forks  | 19 246                         | 190 038                       | 15 340                     | 163 369                       |
| 8714919900 | Other parts for forks  | 173 063                        | 2 118 974                     | 1 724 324                  | 14 436 117                    |
| 8714921000 | Wheel rims and spokes for bicycles design to be ridden by childre        | 123 824                        | 1 194 247                     | 178 322                    | 1 553 410                     |
| 8714929000 | Other wheel rims and spokes  | 162 432                        | 1 585 450                     | 288 412                    | 3 479 566                     |
| 8714931000 | Hubs, (exlc coaster brake hub, hub brake free/sprocket-wheel), bicy      | 42 886                         | 480 805                       | 119 471                    | 819 044                       |
| 8714939000 | Oth hubs, (exlc coaster braking hub, hub brake, free/sprocket-whe        | 329 340                        | 2 937 913                     | 815 498                    | 8 788 035                     |
| 8714941000 | Brakes, (incl coast brake hub, hub brake) for bicycles to be ridden by   | 85 560                         | 760 864                       | 296 483                    | 1 928 020                     |
| 8714949000 | Oth brakes, (incl coaster braking hubs, hub brakes)                      | 293 861                        | 2 346 889                     | 893 604                    | 10 713 744                    |
| 8714951000 | Saddles for bicycles design to be ridden by children                     | 55 860                         | 689 603                       | 108 020                    | 1 079 219                     |
| 8714959000 | Other saddles  | 167 945                        | 1 041 904                     | 253 167                    | 2 322 767                     |
| 8714961000 | Pedals and crank-gear, & parts thrf for bicycles to be ridden by chilc   | 120 548                        | 1 180 137                     | 161 733                    | 1 664 254                     |
| 8714969000 | Other pedals and crank-gear, and parts thereof                           | 243 447                        | 3 079 994                     | 676 123                    | 7 227 186                     |
| 8714991100 | Handle, bars, pillars or parts & access. of bicycle to be ridden by chil | 299 958                        | 2 859 103                     | 289 913                    | 2 760 622                     |
| 8714991200 | Chain wheels and cranks for bicycles design to be ridden by childi       | 75 955                         | 536 977                       | 81 041                     | 506 643                       |
| 8714999100 | Oth handle, bars, pillars or parts and accessories                       | 3 348 465                      | 36 669 640                    | 12 232 836                 | 139 137 819                   |
| 8714999200 | Other chain wheels and cranks  | 264 582                        | 1 832 774                     | 378 619                    | 3 339 226                     |
| 8715000000 | Baby carriages and parts thereof   | 316 675                        | 2 446 259                     | 1 124 562                  | 8 147 706                     |
| 8716100000 | Trailers & semi-trailers of the caravan type, for housing/camping        | 0                              | 9 357                         | 0                          | 49 832                        |
| 8716200000 | Self-loading/self-unloading trailers & semi-trailers for agricultural p  | 0                              | 93 891                        | 0                          | 364 404                       |
| 8716310000 | Tanker trailers, tanker semi-trailers for the transport of goods         | 0                              | 637 366                       | 0                          | 5 266 534                     |
| 8716394000 | Agricultural trailers and semi-trailers                                  | 0                              | 106 868                       | 0                          | 350 811                       |
| 8716399100 | Oth agricul. trailers and semi-trailers carrying capacity > 200 t        | 0                              | 2 409 230                     | 0                          | 9 984 120                     |
| 8716399900 | Oth agricul. trailers and semi-trailers carrying capacity < 200 t        | 48 882                         | 2 295 267                     | 176 420                    | 4 468 194                     |
| 8716400000 | Other trailers and semi-trailers   | 204 137                        | 1 704 875                     | 884 874                    | 3 685 881                     |
| 8716801000 | Cart, wagon, sack truck, hand trolleys & similar hand-propelled vhc      | 27 855                         | 475 881                       | 131 171                    | 1 654 087                     |
| 8716802000 | Wheelbarrows   | 147 157                        | 1 533 796                     | 62 226                     | 1 155 284                     |
| 8716809000 | Oth vehicles not mechanically propelled                                  | 35 443                         | 402 473                       | 132 245                    | 2 159 901                     |
| 8716901300 | Parts for trailer and semi-trailers for goods of agricultural puposes    | 906 735                        | 6 982 073                     | 1 305 868                  | 8 252 213                     |
| 8716901900 | Other parts for trailer and semi-trailer                                 | 550 837                        | 6 986 740                     | 669 717                    | 17 528 663                    |
| 8716909200 | Castors of a dmm (incl. tyres) 100-250 mm that the wheel width > 31      | 37 726                         | 736 921                       | 112 194                    | 1 994 122                     |
| 8716909300 | Other parts for other vehicles   | 123 679                        | 963 780                       | 122 162                    | 1 821 412                     |
| 8716909400 | Spokes and nipples   | 3                              | 1 127                         | 45                         | 2 798                         |
| 8716909500 | Castors for goods of sbhd 8716.80.90 dmm incl tyres 100-250 mm v         | 5 987                          | 55 320                        | 37 483                     | 578 175                       |
| 8716909600 | Other castor   | 11 398                         | 37 494                        | 15 285                     | 121 151                       |
| 8716909900 | Oth trailer and semi-trailers, oth vhc's not mechanically propelled      | 666 938                        | 6 655 706                     | 1 517 986                  | 13 876 841                    |
| 8801000000 | Balloon, dirigibles, glider, hang gliders and other non-powered aircr:   | 0                              | 14 626                        | 0                          | 704 257                       |
| 8802110000 | Helicopters of an unladen weight <= 2,000 kg                             | 0                              | 4 877                         | 0                          | 3 948 050                     |
| 8802120000 | Helicopters of an unladen weight > 2,000 kg                              | 0                              | 8 510                         | 0                          | 23 785 180                    |
| 8802201000 | Aeroplane of an unladen weight <= 2,000 kg                               | 0                              | 26 369                        | 0                          | 7 931 539                     |
| 8802209000 | Aeroplane of an unladen weight > 2,000 kg                                | 28 046                         | 41 886                        | 33 466 544                 | 41 939 282                    |
| 8802301000 | Aeroplane of an unladen weight > 2,000 kg and <= 15,000 kg               | 2 000                          | 129 451                       | 2 348 665                  | 182 584 230                   |
| 8802401000 | Aeroplanes of an unladen weight > 15,000 kg                              | 96 614                         | 717 295                       | 1 608 000                  | 303 486 918                   |
| 8803100000 | Propellers, rotors, parts thereof heading 8801 or 8802                   | 1 919                          | 52 067                        | 43 819                     | 2 280 309                     |
| 8803200000 | Under-carriages, parts thereof heading 8801 or 8802                      | 82                             | 28 510                        | 30 841                     | 6 918 205                     |
| 8803300000 | Other parts of aeroplanes/helicopters heading 8801 or 8802               | 27 562                         | 954 123                       | 14 016 607                 | 805 598 725                   |
| 8803901000 | Parts of telecommunication satellites                                    | 86                             | 1 108                         | 19 523                     | 43 997                        |
| 8803902000 | Parts of balloons, gliders/kites   | 0                              | 1 290                         | 0                          | 1 602                         |
| 8803909000 | Other parts of goods of ballon, dirigibles and other aircraft            | 5 327                          | 162 612                       | 7 433 257                  | 32 521 733                    |
| 8804001000 | Parachutes (incl dirigible parachutes, paragliders) & rotachutes, part:  | 0                              | 724                           | 0                          | 15 095                        |
| 8804009000 | Oth parachutes (incl dirigible parachut, paragliders) & rotachutes, pa   | 746                            | 20 671                        | 528 595                    | 1 312 595                     |
| 8805100000 | Aircraft launching gear, part thereof, deck arrestor/similar gear, par   | 0                              | 6 443                         | 0                          | 492 414                       |
| 8805210000 | Air combat simulators and parts thereof                                  | 0                              | 5 822                         | 0                          | 5 603 598                     |
| 8805291000 | Ground flying trainers   | 31 417                         | 71 304                        | 10 399 217                 | 20 780 158                    |
| 8805299000 | Parts of ground flying trainers  | 30                             | 64 082                        | 3 128                      | 11 351 794                    |
| 8901101000 | Cruise ships, excursion boats, ferry-boats all kinds of gross tonnage -  | 0                              | 8 000                         | 0                          | 10 450                        |
| 8901102000 | Cruise ships, excursion boats, ferry-boats of gross tonnage > 26 but <=  | 0                              | 448 000                       | 0                          | 3 229 334                     |
| 8901106000 | Cruise ships, excursion boats, ferry-boats of gross tonnage > 500 but    | 0                              | 995 000                       | 0                          | 3 069 999                     |
| 8901107000 | Cruise ships, excursion boats, ferry-boats of gross tonnage > 1000 bu    | 0                              | 4 575 084                     | 0                          | 11 874 517                    |
| 8901205000 | Tankers of gross tonnage <= 5000 ton                                     | 978 000                        | 27 959 096                    | 1 640 857                  | 49 271 784                    |
| 8901207000 | Tankers of gross tonnage > 5000 ton but <= 50000 ton                     | 0                              | 36 986 700                    | 0                          | 39 322 335                    |
| 8901901100 | Other vessels, for transp. not motorised of gross tonnage <= 26 ton      | 0                              | 11 000                        | 0                          | 14 692                        |
| 8901901200 | Other vessels, for transp. not motorised of gross tonnage > 26 but <     | 0                              | 2 149 862                     | 0                          | 4 154 980                     |
| 8901901400 | Other vessels, for transp. not motorised of gross tonnage > 500 ton      | 10 209 000                     | 168 190 374                   | 11 375 669                 | 192 550 895                   |
| 8901903100 | Other vessels, for transp. motorised of gross tonnage <= 26 ton          | 0                              | 261 834                       | 0                          | 1 445 937                     |



**I.3. IMPOR MENURUT KOMODITI / IMPORT BY HS COMMODITY**  
**\*\*\* NOVEMBER/NOVEMBER 2013 \*\*\***

| HS         | Uraian Komoditi<br>Commodity Description                                 | Berat Bersih / Net Weight (Kg) |                               | Nilai / Value C.I.F (US\$) |                               |
|------------|--|--------------------------------|-------------------------------|----------------------------|-------------------------------|
|            |  | Bulan ini<br>Current Month     | Kumulatif<br>Cum.Jan. to date | Bulan ini<br>Current Month | Kumulatif<br>Cum.Jan. to date |
| 8901903200 | Other vessels for transport, motorised of gross tonnage > 26 but <=      | 1 246 000                      | 19 808 858                    | 6 007 048                  | 40 793 498                    |
| 8901903300 | Other vessels, for transp. motorised of gross tonnage > 500 but <=       | 0                              | 4 414 000                     | 0                          | 11 483 400                    |
| 8901903400 | Other vessels, for transp. motorised of gross tonnage > 1000 but <=      | 6 367 000                      | 68 191 044                    | 12 241 470                 | 118 644 472                   |
| 8901903500 | Other vessels, for transp. motorised of gross tonnage > 4000 but <=      | 0                              | 41 517 000                    | 0                          | 35 195 378                    |
| 8901903600 | Other vessels, for transp. motorised of gross tonnage > 5000 but <=      | 14 809 000                     | 157 508 499                   | 23 516 500                 | 141 462 463                   |
| 8901903700 | Other vessels, for transp. motorised of gross tonnage > 50000 ton        | 0                              | 1 718 000                     | 0                          | 11 800 000                    |
| 8902002200 | Fishing vessels of gross tonnage > 26 but <= 40 ton                      | 0                              | 34 000                        | 0                          | 4 099                         |
| 8902002300 | Fishing vessels of gross tonnage > 40 but <= 250 ton                     | 0                              | 2 205 000                     | 0                          | 2 754 673                     |
| 8902002400 | Fishing vessels of gross tonnage > 250 but <= 1000 ton                   | 978 000                        | 5 667 180                     | 110 000                    | 2 969 225                     |
| 8902002500 | Fishing vessels of gross tonnage > 1000 but <= 4000 ton                  | 0                              | 658 000                       | 0                          | 511 797                       |
| 8903100000 | Yachts & oth vessels for pleasure/sports rowing boats & canoes, infla    | 11 508                         | 53 681                        | 27 053                     | 898 888                       |
| 8903910000 | Sailboats, with/without auxiliary motor, not inflatable                  | 0                              | 28 638                        | 0                          | 130 737                       |
| 8903920000 | Motorboats, other than outboard motor, not inflatable                    | 69 448                         | 130 469                       | 173 029                    | 878 559                       |
| 8903990000 | Other vessels for pleasure/sports; canoes, not inflatable                | 49 620                         | 285 066                       | 1 447 621                  | 4 309 126                     |
| 8904001000 | Tugs and pusher craft of gross tonnage <= 26 ton                         | 0                              | 825 783                       | 0                          | 1 586 086                     |
| 8904003100 | Tugs and pusher craft, power <= 4000 hp of gross tonnage <= 26 t         | 171 000                        | 5 320 336                     | 4 185 500                  | 66 325 936                    |
| 8904003900 | Tugs and pusher craft, power > 4000 hp of gross tonnage <= 26 t          | 90 000                         | 17 950 163                    | 2 333 542                  | 114 518 856                   |
| 8905100000 | Dredgers   | 2 068 000                      | 6 783 360                     | 380 000                    | 19 530 671                    |
| 8905200000 | Floating/submersible drilling/production platforms                       | 0                              | 19 763 142                    | 0                          | 17 684 961                    |
| 8905901000 | Floating docks   | 0                              | 108 295                       | 0                          | 552 823                       |
| 8905909000 | Oth vessels w/navigability of which is subsidiary to their main funct    | 1 156 480                      | 11 684 441                    | 8 575 236                  | 53 170 818                    |
| 8906901000 | Lifeboats oth than rowing boats, oth vessels of displacement <= 30       | 0                              | 161 584                       | 0                          | 2 189 417                     |
| 8906902000 | Lifeboats oth than rowing boats, oth vessels of displacement > 30 but <= | 0                              | 24 680                        | 0                          | 116 120                       |
| 8906909000 | Lifeboats oth than rowing boats, oth vessels of displacement > 300       | 980 906                        | 5 193 592                     | 1 741 694                  | 54 841 012                    |
| 8907100000 | Floating structures, inflatable rafts                                    | 36 630                         | 788 844                       | 461 770                    | 7 399 327                     |
| 8907901000 | Buoys  | 35 225                         | 1 043 740                     | 539 398                    | 5 215 249                     |
| 8907909000 | Other floating structures  | 312 698                        | 4 760 392                     | 1 189 764                  | 45 453 691                    |
| 8908000000 | Vessel and oth floating structures for breaking up                       | 0                              | 7                             | 0                          | 32                            |
| 9001101000 | Optical fibres, optical fibre bundles & cables for telecom. & oth elect  | 24 737                         | 346 910                       | 2 720 077                  | 30 123 783                    |
| 9001109000 | Optical fibres, optical fibre bundles & cables for other purpose         | 4 213                          | 47 968                        | 118 637                    | 742 705                       |
| 9001200000 | Sheets and plates of polarising material                                 | 265                            | 841                           | 3 951                      | 23 858                        |
| 9001300000 | Contact lenses   | 25 461                         | 339 573                       | 4 128 173                  | 60 287 387                    |
| 9001400000 | Spectacle lenses of glass  | 250                            | 1 508                         | 468                        | 8 853                         |
| 9001500000 | Spectacle lenses of other materials                                      | 30 977                         | 199 791                       | 538 168                    | 6 688 943                     |
| 9001901000 | Lenses & optic elements for photograpor cinematographic camera           | 5 549                          | 88 901                        | 526 458                    | 8 301 945                     |
| 9001909000 | Other elements of glass not optically worked                             | 162 704                        | 837 617                       | 1 972 322                  | 20 696 060                    |
| 9002111000 | Objective lenses for cinematographic projector                           | 8                              | 27 493                        | 369                        | 831 932                       |
| 9002119000 | Objective lenses for cameras and oth projector                           | 20 316                         | 288 895                       | 1 027 403                  | 18 698 713                    |
| 9002190000 | Objective lenses for other instruments & apparatus                       | 11 529                         | 255 183                       | 382 773                    | 7 805 365                     |
| 9002201000 | Filters for cinematographic projectors                                   | 0                              | 3 817                         | 0                          | 3 935                         |
| 9002202000 | Filters for cinematographic cameras, photographic cameras & oth p        | 0                              | 2 698                         | 0                          | 4 453                         |
| 9002203000 | Filters for telescopes/microscopes                                       | 238                            | 1 314                         | 9 668                      | 30 308                        |
| 9002209000 | Filters for oth instruments & apparatus                                  | 2 037                          | 242 609                       | 38 698                     | 1 240 400                     |
| 9002902000 | Lenses & prisms for cinematographic projectors                           | 1                              | 19                            | 12                         | 884                           |
| 9002903000 | Lenses & prisms for cinematographic, photographic cameras & oth p        | 2 424                          | 33 494                        | 46 176                     | 1 609 342                     |
| 9002909000 | Other Lenses & prisms  | 1 595                          | 16 663                        | 440 088                    | 4 178 663                     |
| 9003110000 | Frames & mountings for spectacles, goggles of plastics                   | 6 263                          | 71 101                        | 84 347                     | 876 032                       |
| 9003190000 | Frames & mountings for spectacles, goggles of other materials            | 7 575                          | 220 425                       | 258 359                    | 2 987 155                     |
| 9003900000 | Parts for spectacles, goggles  | 10 249                         | 114 391                       | 191 578                    | 3 151 842                     |
| 9004100000 | Sunglasses   | 222 015                        | 1 462 189                     | 1 073 506                  | 10 273 410                    |
| 9004901000 | Corrective spectacles  | 9 417                          | 220 204                       | 54 877                     | 1 401 771                     |
| 9004905000 | Protective goggles   | 4 970                          | 130 301                       | 46 385                     | 1 032 830                     |
| 9004909000 | Other spectacles & goggles   | 47 606                         | 1 249 952                     | 236 038                    | 6 579 964                     |
| 9005100000 | Binoculars   | 2 896                          | 34 544                        | 26 104                     | 180 289                       |
| 9005801000 | Astronomical instrumens, excluding instruments for radio-astronor        | 0                              | 2 980                         | 0                          | 6 705                         |
| 9005809000 | Monoculars & oth optical telescopes                                      | 28 283                         | 107 525                       | 56 204                     | 596 646                       |
| 9005901000 | Part & acc (incl mountings) for astronomic instruments excl for radic    | 0                              | 848                           | 0                          | 813                           |
| 9005909000 | Parts & accessories (include mountings) for oth optical telescopes       | 4 729                          | 41 480                        | 70 257                     | 606 720                       |
| 9006109000 | Oth laser photoplotter, cameras of a kind used for preparing print p     | 12 778                         | 45 005                        | 35 224                     | 148 629                       |
| 9006300000 | Cameras specially design for under water use for aerial survey, mec      | 371                            | 4 945                         | 341 895                    | 3 687 947                     |
| 9006400000 | Instant print cameras  | 0                              | 12 185                        | 0                          | 1 906 336                     |
| 9006510000 | Oth cameras w/ a through-the lens viewfinder (slr), for roll film of w   | 71 137                         | 832 060                       | 264 905                    | 4 241 016                     |
| 9006530000 | Oth cameras for roll film of width=35mm                                  | 23                             | 34                            | 611                        | 1 130                         |
| 9006591000 | Lasers photo plotters/image setters with raster image processor          | 0                              | 1 672                         | 0                          | 16 462                        |
| 9006599000 | Lasers photo plotters/image setters without raster image processor       | 339                            | 8 936                         | 14 379                     | 342 105                       |
| 9006610000 | Discharge lamp ("electronic") flashlight apparatus                       | 0                              | 11 055                        | 0                          | 74 725                        |
| 9006690000 | Photographic flashbulbs apparatus  | 402                            | 3 339                         | 26 356                     | 96 962                        |
| 9006911000 | Parts & accessories for laser photoplotters of subheading 9006101        | 50                             | 55                            | 358                        | 3 002                         |
| 9006913000 | Parts & accessories for instan print camera, w/ slr, roll film a width<  | 60                             | 4 785                         | 140                        | 65 583                        |
| 9006919000 | Other parts & accessories for cameras                                    | 26 014                         | 243 985                       | 60 071                     | 746 571                       |
| 9006991000 | Parts & accessories for photographic flash-light apparatus               | 942                            | 15 819                        | 2 056                      | 1 996 222                     |

**I.3. IMPOR MENURUT KOMODITI / IMPORT BY HS COMMODITY**  
**\*\*\* NOVEMBER/NOVEMBER 2013 \*\*\***

| HS         | Uraian Komoditi<br>Commodity Description                             | Berat Bersih / Net Weight (Kg) |                               | Nilai / Value C.I.F (US\$) |                               |
|------------|--|--------------------------------|-------------------------------|----------------------------|-------------------------------|
|            |  | Bulan ini<br>Current Month     | Kumulatif<br>Cum.Jan. to date | Bulan ini<br>Current Month | Kumulatif<br>Cum.Jan. to date |
| 9006999000 | Parts & accessories oth than forphotograp flash-light apparatus      | 3 089                          | 32 435                        | 16 269                     | 302 534                       |
| 9007100000 | Cinematographic cameras  | 15 612                         | 112 319                       | 40 047                     | 733 945                       |
| 9007209000 | Cinematographic projectors for film ofmore than 16 mm in width       | 29 585                         | 267 708                       | 105 241                    | 7 934 586                     |
| 9007910000 | Parts and accessories forcinematographic cameras                     | 6 916                          | 40 527                        | 191 857                    | 1 004 709                     |
| 9007920000 | Parts and accessories forcinematographic projectors                  | 8 004                          | 57 727                        | 670 721                    | 7 193 450                     |
| 9008501000 | Projector,enlarge/reducer,microfilm/fiche/form whether/not cap       | 1 450                          | 51 529                        | 3 324                      | 162 873                       |
| 9008509000 | Projector,enlarge/reducer,oth microfilm/fiche/form whether/not i     | 30 080                         | 441 351                       | 97 360                     | 1 098 924                     |
| 9008902000 | Part&accessories for image projectorof fotografic, enlarge & red     | 41                             | 303                           | 2 770                      | 15 045                        |
| 9008909000 | Part&accessories for image projectoroth of fotografic, enlarge &     | 205                            | 4 800                         | 28 743                     | 297 549                       |
| 9010100000 | App & equipment for automaticallydevelope/expose photographic        | 5 072                          | 70 193                        | 32 346                     | 1 158 744                     |
| 9010501000 | App for the projec/draw of circ patternon sensitized substrates,mz   | 0                              | 6 290                         | 0                          | 383 916                       |
| 9010509000 | Oth app&equip for photograph laboratorie(inc cinematographic); i     | 0                              | 13 093                        | 0                          | 143 432                       |
| 9010601000 | Projection screens of 300 inches or more                             | 73 038                         | 565 731                       | 431 533                    | 2 934 785                     |
| 9010609000 | Projection screens of 300 inches or less                             | 57 017                         | 219 208                       | 220 295                    | 963 087                       |
| 9010901000 | Parts&accessores of apparatus&equipmentsfor automatically deve       | 29                             | 1 820                         | 777                        | 46 279                        |
| 9010903000 | Parts&acc of app for the projection/drawing of circuit patterns of j | 3                              | 27 665                        | 664                        | 44 438                        |
| 9010909000 | Parts&accessoris of other apparatus&equipment for photographic       | 1 116                          | 22 054                        | 34 923                     | 413 044                       |
| 9011100000 | Stereoscopic microscopes   | 3 069                          | 47 662                        | 51 852                     | 2 653 745                     |
| 9011200000 | Oth microscopes for photomicrography, cinephotomicrography or        | 20 894                         | 88 022                        | 416 904                    | 2 407 104                     |
| 9011800000 | Other optical microscopes  | 7 970                          | 58 793                        | 995 573                    | 5 653 716                     |
| 9011900000 | Parts and accessories of compoundoptical microscopes                 | 82                             | 189                           | 26 879                     | 68 950                        |
| 9012100000 | Microscopes oth than optical microscope diffraction apparatus        | 1 907                          | 8 250                         | 433 240                    | 1 307 425                     |
| 9012900000 | Parts and accessories for microscopeoth than optical microscope      | 1 544                          | 3 086                         | 64 983                     | 156 043                       |
| 9013100000 | Telescopic sights for fitting to armsperiscopes,telescopes to part o | 978                            | 8 358                         | 2 338                      | 5 123 257                     |
| 9013200000 | Lasers, other than laser diodes                                      | 668                            | 15 968                        | 230 513                    | 2 198 387                     |
| 9013801000 | Optical error verifications&repairapp for pcb/pwb&pca                | 413                            | 6 974                         | 14 428                     | 695 858                       |
| 9013802000 | Liquid crystal devices   | 9 397                          | 183 120                       | 1 188 972                  | 15 296 532                    |
| 9013809000 | Other devices, appliances&instrumentsof other optical appliances     | 25 052                         | 179 170                       | 685 420                    | 9 125 635                     |
| 9013901000 | Parts & accessories of lasers oth thanlaser diodes (sub head 90132   | 39                             | 488                           | 3 875                      | 79 629                        |
| 9013909000 | Parts & accessories of oth than goods oflasers,liquid crystal,oth de | 163                            | 5 367                         | 370                        | 463 663                       |
| 9014100000 | Direction finding compasses  | 6 115                          | 73 429                        | 62 846                     | 926 172                       |
| 9014200000 | Instrum&appl for aeronautical/spacenavigation (other than compa      | 3 997                          | 228 875                       | 63 021                     | 4 310 079                     |
| 9014801000 | Oth navigation instrum&appl of used onship work with an automa       | 4 833                          | 18 001                        | 4 416                      | 7 194 366                     |
| 9014809000 | Oth navigation instrum&applof oth used on ships                      | 6 491                          | 402 507                       | 448 190                    | 12 802 130                    |
| 9014901000 | Parts&acc of navigation instrum&app ofon ships,with automatic d      | 690                            | 5 097                         | 27 464                     | 289 061                       |
| 9014909000 | Parts & accessories of other navigationinstruments & appliances      | 1 136                          | 130 000                       | 128 886                    | 2 480 795                     |
| 9015101000 | Rangefinders of used in photography or cinematography                | 0                              | 1 360                         | 0                          | 20 452                        |
| 9015109000 | Rangefinders other than of used inphotography or cinematograph       | 14 564                         | 238 910                       | 132 894                    | 963 523                       |
| 9015200000 | Theodolites & tachymeters (tacheometers)                             | 204                            | 17 489                        | 1 958                      | 1 490 089                     |
| 9015300000 | Levels [measuring higher of ground]                                  | 8 619                          | 78 267                        | 143 469                    | 1 283 599                     |
| 9015400000 | Photogrammetrical surveying instrumentsand appliances                | 2 622                          | 23 901                        | 242 276                    | 2 226 752                     |
| 9015801000 | Radio sonde and radio wind apparatus                                 | 9                              | 46 590                        | 5 808                      | 171 714                       |
| 9015809000 | Other instruments&appliances oth thanRadio sonde and radio win       | 16 560                         | 1 682 307                     | 1 905 941                  | 70 112 908                    |
| 9015900000 | Parts & accessories of surveyinginstruments & appliances             | 46 868                         | 583 737                       | 4 794 134                  | 49 092 394                    |
| 9016000000 | Balances of a sensitivity of 5 cg orbetter, w/without their weights  | 34 412                         | 244 000                       | 471 607                    | 3 089 132                     |
| 9017101000 | Plotters,drafting tables and machines,whether not automatic          | 651                            | 6 597                         | 6 849                      | 182 300                       |
| 9017109000 | Drafting tables and machines,whether not automatic other than pl     | 10 755                         | 140 133                       | 42 266                     | 803 255                       |
| 9017201000 | Rulers,drawing,marking out,ormathematical calculating instrumen      | 29 371                         | 324 771                       | 65 625                     | 495 396                       |
| 9017203000 | App for the project/draw of circ patternon sens'zed subs' for mfc    | 1 250                          | 4 120                         | 7 853                      | 59 517                        |
| 9017205000 | Oth Plotter, drawing,marking out,ormathematical calculating instr    | 0                              | 2 353                         | 0                          | 14 142                        |
| 9017209000 | Other drawing,marking-out/mathematical calculating instruments       | 38 419                         | 924 722                       | 279 186                    | 2 523 892                     |
| 9017300000 | Micrometers, callipers and gauges                                    | 77 638                         | 787 778                       | 1 744 751                  | 17 203 562                    |
| 9017800000 | Oth instruments for measuring lengthfor use in hand, rods and tap    | 240 678                        | 2 891 093                     | 455 631                    | 6 879 802                     |
| 9017902000 | Parts&acc of app for the project/draw ofcirc pattern,sens substrat   | 957                            | 14 134                        | 118 926                    | 1 502 787                     |
| 9017903000 | Parts&acc of photoplotters for themanufac of pcb/pwb                 | 0                              | 135                           | 0                          | 2 223                         |
| 9017904000 | Parts&accessories,incl printed circuitsassemblies of other plotters  | 17                             | 195                           | 2 429                      | 8 256                         |
| 9017909000 | Parts & accessories of oth instrumentsfor measuring length for use   | 1 209                          | 100 592                       | 511 453                    | 2 047 173                     |
| 9018110000 | Electro-cardiographs,used in medical                                 | 7 032                          | 44 839                        | 574 940                    | 3 623 081                     |
| 9018120000 | Ultrasonic scanning apparatus,used in medical                        | 11 148                         | 118 089                       | 2 248 992                  | 20 770 861                    |
| 9018130000 | Magnetic resonance imaging apparatusused in medical                  | 29 560                         | 179 476                       | 1 616 165                  | 11 083 484                    |
| 9018140000 | Scintigraphic apparatusused in medical                               | 771                            | 3 723                         | 99 293                     | 502 068                       |
| 9018190000 | Other electro-diagnostic apparatusused in medical                    | 25 426                         | 211 487                       | 2 629 493                  | 13 757 498                    |
| 9018200000 | Ultra-violet/infra-red ray apparatusused in medical                  | 1 145                          | 15 487                        | 33 100                     | 682 459                       |
| 9018311000 | Disposable syringes, with or withoutneedles                          | 145 317                        | 1 514 716                     | 1 565 581                  | 13 334 443                    |
| 9018319000 | Syringes, with/without needlesother than disposable syringes         | 13 405                         | 369 413                       | 370 319                    | 6 257 423                     |
| 9018320000 | Tubular metal needles and needlesfor sutures                         | 43 627                         | 393 264                       | 711 067                    | 6 382 861                     |
| 9018391000 | Catheters  | 61 530                         | 1 043 846                     | 1 750 082                  | 13 968 620                    |
| 9018399000 | Cannulae and the like  | 26 286                         | 435 143                       | 381 088                    | 7 374 230                     |
| 9018410000 | Dental drill eng,whether/not combinedon a single base with oth d     | 206                            | 1 021                         | 51 823                     | 226 453                       |
| 9018490000 | Oth instruments and appliances,used in dental sciences               | 18 943                         | 100 258                       | 668 893                    | 1 365 051                     |
| 9018500000 | Oth ophthalmic instruments&appliances                                | 3 040                          | 33 372                        | 794 745                    | 9 036 688                     |

**I.3. IMPOR MENURUT KOMODITI / IMPORT BY HS COMMODITY**  
**\*\*\* NOVEMBER/NOVEMBER 2013 \*\*\***

| HS         | Uraian Komoditi<br>Commodity Description                               | Berat Bersih / Net Weight (Kg) |                               | Nilai / Value C.I.F (US\$) |                               |
|------------|--|--------------------------------|-------------------------------|----------------------------|-------------------------------|
|            |  | Bulan ini<br>Current Month     | Kumulatif<br>Cum.Jan. to date | Bulan ini<br>Current Month | Kumulatif<br>Cum.Jan. to date |
| 9018902000 | Intravenous administration set   | 67 630                         | 1 234 876                     | 1 300 036                  | 18 688 492                    |
| 9018903000 | Electronic instruments and appliances,used in medical                  | 310 835                        | 3 544 790                     | 6 594 744                  | 37 998 493                    |
| 9018909000 | Other instruments and appliances,used in medical                       | 10 325 297                     | 13 807 959                    | 12 826 700                 | 102 061 841                   |
| 9019101000 | Electronic,mechano-therapy appliancesmassage,psycho aptitude-t         | 15 742                         | 198 177                       | 151 587                    | 1 892 519                     |
| 9019109000 | Mechano-therapy appliance massage,psycho aptitude-test appara          | 55 479                         | 414 387                       | 590 739                    | 6 440 534                     |
| 9019200000 | Ozone therapy,oxygen therapy, aerosoltherapy, artificial respiratic    | 132 688                        | 655 485                       | 6 977 382                  | 29 785 045                    |
| 9020000000 | Breath appl,gas masks,excl protec maskshave neither mech part,rc       | 10 522                         | 311 666                       | 258 696                    | 19 953 865                    |
| 9021100000 | Orthopaedic or fracture appliances                                     | 19 615                         | 186 883                       | 912 207                    | 2 134 371                     |
| 9021210000 | Artificial teeth,orthopaedic appliances                                | 0                              | 556                           | 0                          | 5 555                         |
| 9021290000 | Dental fittings,orthopaedic appliances                                 | 35                             | 185                           | 33 287                     | 101 990                       |
| 9021310000 | Artificial joints,orthopaedic appliances                               | 240                            | 1 453                         | 205 262                    | 1 131 302                     |
| 9021390000 | Other artificial parts of the body                                     | 19                             | 214                           | 2 389                      | 224 120                       |
| 9021400000 | Hearing aids, excluding partsand accessories                           | 3 775                          | 5 025                         | 3 471 919                  | 5 841 154                     |
| 9021500000 | Pacemakers for stimulating heartmuscles,excluding parts&accesso        | 102                            | 357                           | 17 669                     | 21 542                        |
| 9021900000 | Oth appl.which are worn/carried/implanin the body,to compensat         | 14 769                         | 267 351                       | 5 954 040                  | 107 868 797                   |
| 9022120000 | Computed tomography apparatus  | 41 087                         | 156 383                       | 3 920 787                  | 16 343 971                    |
| 9022130000 | X-ray app for dental uses  | 3 392                          | 17 238                        | 221 880                    | 1 200 642                     |
| 9022140000 | X-ray app for medical,surgical orveterinary uses                       | 95 684                         | 434 899                       | 6 689 727                  | 28 533 299                    |
| 9022191000 | X-ray app for the physical inspectionof solder joints on pcb/pwb as    | 50 360                         | 140 904                       | 1 231 311                  | 5 201 087                     |
| 9022199000 | X-ray For radiografi or radiotherapy apparatus                         | 3 396                          | 72 558                        | 216 602                    | 6 212 655                     |
| 9022210000 | Alpha,beta/gamma radiations,for medicalsurgical,dental/veterinar       | 0                              | 4                             | 0                          | 1 365                         |
| 9022290000 | Alpha,beta/gamma radiations,forradiography or radiotherapy app.        | 2 353                          | 142 748                       | 2 344 318                  | 7 692 463                     |
| 9022300000 | X-ray tubes  | 444                            | 4 449                         | 181 504                    | 1 463 799                     |
| 9022901000 | Parts&acc of x-ray app for the physicalinspection of solder joints o   | 7                              | 9 122                         | 588                        | 2 537 029                     |
| 9022909000 | Part&acc oth of x-ray app for the physicinspection of solder joints    | 1 364                          | 39 656                        | 484 665                    | 3 614 367                     |
| 9023000000 | Instruments app&model,for demonstrapurposes(in education/exh           | 131 192                        | 458 414                       | 5 640 287                  | 18 420 312                    |
| 9024101000 | Machines&appliances for testing metals,electrically operated           | 46 404                         | 318 766                       | 1 407 311                  | 13 053 663                    |
| 9024102000 | Machines&appliances for testing metals,not-electrically operated       | 511                            | 7 541                         | 61 679                     | 424 581                       |
| 9024801000 | Oth mach& appliances for testing wood,textiles,paper,plastics,elec     | 31 016                         | 451 316                       | 1 637 461                  | 24 239 843                    |
| 9024802000 | Oth mach& appliances for testing wood,textiles,paper,plastic,not e     | 276                            | 31 460                        | 70 753                     | 1 029 180                     |
| 9024901000 | Parts&acc for elect operated mach&appfor test mechanical proper        | 3 660                          | 65 291                        | 190 419                    | 3 183 246                     |
| 9024902000 | Parts&acc for non elect operated mach&app for test mechan prop         | 473                            | 22 073                        | 30 225                     | 918 206                       |
| 9025110000 | Thermometers&pyrometers,liquid filled,for direct reading               | 16 038                         | 120 556                       | 54 273                     | 1 119 256                     |
| 9025191100 | Thermometers&pyrometers,elect operated,temperature gauges fr           | 12 999                         | 2 496 691                     | 557 859                    | 4 017 623                     |
| 9025191900 | Thermometers&pyrometers,elect operated,oth temperature gaug            | 19 659                         | 166 024                       | 976 211                    | 6 153 028                     |
| 9025192000 | Thermometers&pyrometers notelectrically operated                       | 2 024                          | 21 071                        | 39 335                     | 731 952                       |
| 9025802000 | Oth instruments of oth than thermometers&pyrometers, electrica         | 10 556                         | 126 689                       | 846 947                    | 5 539 334                     |
| 9025803000 | Oth instruments of oth than thermometers&pyrometers, not elect         | 57 452                         | 253 996                       | 143 780                    | 1 084 768                     |
| 9025901000 | Parts&aces of hidrometer,termometer/similar instrument, electri        | 21 559                         | 136 399                       | 232 991                    | 2 459 235                     |
| 9025902000 | Parts&aces of hidrometer,termometer/similar instrument, non el         | 5 921                          | 61 078                        | 110 641                    | 1 960 910                     |
| 9026101000 | Level gauges for motor vehicleselectrically operated                   | 25 436                         | 158 874                       | 512 044                    | 3 306 474                     |
| 9026102000 | Level gauges for motor vehiclesnot electrically operated               | 12 257                         | 139 231                       | 228 145                    | 2 622 598                     |
| 9026103000 | Oth measuring/check the flow/level of liquid, electrically operated    | 29 698                         | 490 019                       | 2 821 449                  | 29 003 830                    |
| 9026109000 | Oth measuring/check the flow/level of liquid,not electrically opera    | 26 967                         | 534 154                       | 711 756                    | 11 421 353                    |
| 9026201000 | Presure gauges for motor vehicles,electrically operated                | 36 189                         | 506 664                       | 1 007 786                  | 11 884 477                    |
| 9026202000 | Presure gauges for motor vehicles, not electrically operated           | 20 375                         | 122 573                       | 314 294                    | 2 714 289                     |
| 9026203000 | Other measuring/checking pressureinstruments, electrically opera       | 71 833                         | 515 503                       | 2 830 769                  | 22 237 278                    |
| 9026204000 | Other measuring/checking pressureinstruments,not electrically op       | 31 341                         | 539 799                       | 1 593 968                  | 12 349 740                    |
| 9026801000 | Oth instrum&app for measuring/checkthe flow/level/press,ele            | 32 575                         | 792 468                       | 4 515 642                  | 34 392 590                    |
| 9026802000 | Oth instruments/app for measuring/check,flow/level/press,not ele       | 9 695                          | 314 825                       | 459 291                    | 7 069 088                     |
| 9026901000 | Part&acc for electric operate instrument&app,measure/check the         | 33 420                         | 606 622                       | 1 654 898                  | 29 117 050                    |
| 9026902000 | Part&acc for non electric operate instru&app,measure/check the f       | 26 944                         | 162 402                       | 1 124 202                  | 6 947 375                     |
| 9027101000 | Gas/smoke analysis apparatus, electrically operated                    | 1 079                          | 102 764                       | 88 020                     | 5 169 422                     |
| 9027102000 | Gas/smoke analysis apparatus, not electrically operated                | 5 552                          | 118 768                       | 352 599                    | 10 509 742                    |
| 9027201000 | Chromatographs&elektrophoresisinstruments, electrically operate        | 2 746                          | 39 908                        | 435 007                    | 8 203 870                     |
| 9027202000 | Chromatographs&elektrophoresisinstruments,not electrically oper        | 241                            | 416                           | 9 863                      | 93 105                        |
| 9027301000 | Spectro/spectrophotometers&spectrograph use optic radiat,elect         | 33 975                         | 121 215                       | 1 304 432                  | 12 031 611                    |
| 9027302000 | Spectro/spectrophotometers&spectrograph use optic radiat,not e         | 8 625                          | 54 330                        | 1 344 725                  | 7 261 218                     |
| 9027501000 | Oth instrum&app using optic radiations(uv, visible, ir),electrically c | 14 009                         | 119 671                       | 2 086 280                  | 16 584 428                    |
| 9027502000 | Oth instrum&app using optic radiations(uv, visible, ir),not electric   | 432                            | 14 517                        | 169 627                    | 1 577 609                     |
| 9027801000 | Oth instruments&app,exposure meters                                    | 3 496                          | 160 809                       | 1 272 617                  | 9 166 776                     |
| 9027803000 | Oth instruments&app oth thanexposure meters,electrically operat        | 43 566                         | 134 395                       | 3 506 684                  | 19 154 052                    |
| 9027804000 | Oth instruments&app oth thanexposure meters,not electric opera         | 667                            | 16 571                        | 92 352                     | 1 753 325                     |
| 9027901000 | Parts&acc incl pca of head 9027,oth thanfor gas/smoke analysis ap      | 85                             | 6 749                         | 19 170                     | 596 760                       |
| 9027909100 | Microtomes, electrically operated                                      | 6 151                          | 58 686                        | 182 628                    | 1 986 558                     |
| 9027909900 | Microtomes,not electrically operated                                   | 14 524                         | 67 302                        | 1 181 753                  | 5 451 914                     |
| 9028101000 | Gas meters of a kind mounted ingas containers                          | 5 358                          | 123 747                       | 188 732                    | 3 374 873                     |
| 9028109000 | Other gas meters   | 914                            | 37 128                        | 153 827                    | 2 089 873                     |
| 9028202000 | Liquid meters, water meters  | 21 293                         | 173 794                       | 209 733                    | 1 517 226                     |
| 9028209000 | Other liquid meters  | 2 702                          | 14 175                        | 81 324                     | 499 489                       |
| 9028301000 | Electricity meters,kilowatt hour meters(kwh)                           | 30 981                         | 285 600                       | 1 113 923                  | 10 328 853                    |

**I.3. IMPOR MENURUT KOMODITI / IMPORT BY HS COMMODITY**  
**\*\*\* NOVEMBER/NOVEMBER 2013 \*\*\***

| HS         | Uraian Komoditi<br>Commodity Description                             | Berat Bersih / Net Weight (Kg) |                               | Nilai / Value C.I.F (US\$) |                               |
|------------|--|--------------------------------|-------------------------------|----------------------------|-------------------------------|
|            |  | Bulan ini<br>Current Month     | Kumulatif<br>Cum.Jan. to date | Bulan ini<br>Current Month | Kumulatif<br>Cum.Jan. to date |
| 9028309000 | Other Electricity meters   | 6 680                          | 1 626 644                     | 385 022                    | 31 938 929                    |
| 9028901000 | Part&accessories,water meter housingsor bodies                       | 74 258                         | 1 060 788                     | 583 508                    | 9 311 252                     |
| 9028909000 | Part&accessories,oth water meterhousings or bodies                   | 192 734                        | 1 882 706                     | 2 956 225                  | 24 365 537                    |
| 9029102000 | Taximeters   | 1 551                          | 4 372                         | 6 024                      | 45 054                        |
| 9029109000 | Mileometers, pedometers and the like                                 | 11 435                         | 215 553                       | 736 913                    | 9 031 553                     |
| 9029201000 | Speedometer for motor vehicles                                       | 65 246                         | 745 070                       | 1 446 230                  | 16 467 220                    |
| 9029202000 | Tachometers for motor vehicles                                       | 25 444                         | 435 261                       | 696 831                    | 8 016 954                     |
| 9029209000 | Oth speed indicators&tachometers; stroboscopes                       | 110 292                        | 1 424 860                     | 3 031 455                  | 35 148 865                    |
| 9029901000 | Parts&acc of revolution counter&the likeor of stroboscopes of sub    | 15 193                         | 255 890                       | 365 114                    | 9 671 040                     |
| 9029902000 | Parts and accessories of othergoods of speed indicators & tachom     | 149 458                        | 1 615 329                     | 5 399 065                  | 51 919 382                    |
| 9030100000 | Instruments & apparatus for measuring/ detecting ionising radiati    | 1 551                          | 39 374                        | 374 992                    | 7 263 961                     |
| 9030200000 | Oscilloscope and oscillographs                                       | 4 723                          | 52 367                        | 126 026                    | 1 330 477                     |
| 9030310000 | Multimeters without a recording device                               | 31 153                         | 138 259                       | 327 256                    | 2 073 435                     |
| 9030320000 | Multimeters with a recording device                                  | 5 506                          | 96 726                        | 87 675                     | 774 609                       |
| 9030331000 | Instruments and apparatus for measuring/check voltage without a      | 5 950                          | 134 953                       | 582 948                    | 5 474 020                     |
| 9030332000 | Impedance-measuring instruments&apparatus designed to provid         | 3 325                          | 36 947                        | 40 003                     | 914 830                       |
| 9030333000 | Ammeters and voltmeters for motorvehicles without a record dev       | 1 740                          | 75 091                        | 11 354                     | 244 011                       |
| 9030339000 | Oth instruments&apparatus for measuring/check voltage without        | 17 589                         | 226 123                       | 558 352                    | 4 828 417                     |
| 9030390000 | Oth Instruments&apparatus for measuring/check voltage with a re      | 4 859                          | 125 155                       | 254 654                    | 4 561 351                     |
| 9030400000 | Other instruments and apparatus,designed for telecommunication       | 7 060                          | 96 169                        | 393 810                    | 12 189 699                    |
| 9030821000 | Wafer probers for measuring/checksemiconductor wafers                | 242                            | 2 946                         | 12 694                     | 79 303                        |
| 9030829000 | Oth instrum&app for measuring/check semiconductor wafer/devic        | 2 895                          | 38 984                        | 13 770                     | 1 963 165                     |
| 9030841000 | Instruments & app with a recording formeasure/check elect quant      | 1 700                          | 12 445                        | 132 905                    | 1 102 852                     |
| 9030849000 | Oth instru&app with a record for measure,check electrical quantiti   | 1 526                          | 140 486                       | 48 134                     | 11 573 168                    |
| 9030891000 | Instru&app,w/o recording device for goods other than subheading      | 929                            | 9 117                         | 18 254                     | 445 745                       |
| 9030899000 | Oth instruments & apparatus,withoutrecording device                  | 59 346                         | 682 661                       | 837 740                    | 8 914 697                     |
| 9030901000 | Parts&accessories incl pca of goodsgoods of subhead 903040 & 90      | 1 984                          | 126 449                       | 44 620                     | 2 891 749                     |
| 9030903000 | Parts&acc of optic instrum&appliance formeasuring/check pcb/pw       | 828                            | 13 701                        | 59 492                     | 1 787 994                     |
| 9030904000 | Parts&acc of instrum&app for measure/check elect quantities on p     | 51                             | 8 528                         | 14 545                     | 893 373                       |
| 9030909000 | Other parts&accessories ofgoods of head 9030                         | 6 478                          | 174 645                       | 759 644                    | 11 703 039                    |
| 9031101000 | Machines for balancing mechanical parts,electrically operated        | 23 139                         | 417 159                       | 714 721                    | 10 672 440                    |
| 9031102000 | Machines for balancing mechanical parts,not electrically operated    | 3 361                          | 37 425                        | 77 961                     | 1 156 456                     |
| 9031201000 | Test benches, electrically operated                                  | 33 315                         | 320 868                       | 510 521                    | 14 087 794                    |
| 9031202000 | Test benches,not electrically operated                               | 506                            | 56 303                        | 45 733                     | 985 047                       |
| 9031410000 | Oth optic instrum&appl for inspect semiconduct wafer/device/phc      | 0                              | 6 970                         | 0                          | 1 054 525                     |
| 9031491000 | Optic instrum&appl for measur surfaceparticulate contamination,s     | 238                            | 4 127                         | 22 909                     | 517 651                       |
| 9031492000 | Optical error verification&repair appfor pca/pwb and pca             | 0                              | 203                           | 0                          | 93 670                        |
| 9031493000 | Optical instrum&appl for measuring/checking pcb/pwb&pca              | 1 338                          | 5 327                         | 211 443                    | 635 400                       |
| 9031499000 | Other optical instruments andappliances for other purposes           | 17 228                         | 214 114                       | 708 784                    | 11 889 080                    |
| 9031801000 | Cable tester   | 9 387                          | 77 828                        | 290 406                    | 3 376 289                     |
| 9031809000 | Oth instruments,appliances and machines,other cable tester           | 322 036                        | 3 128 722                     | 14 163 429                 | 131 134 937                   |
| 9031901100 | Parts&acc incl pca of optical instrum&appl,inspect semicon wafer,    | 923                            | 43 905                        | 70 945                     | 1 443 471                     |
| 9031901200 | Parts&acc of optic error verif&repairapparatus for pcb/pwb&pca       | 28                             | 390                           | 2 682                      | 31 247                        |
| 9031901300 | Parts&acc of oth optic instruments&appl,measuring/chek pcb/pwl       | 3 647                          | 69 118                        | 122 210                    | 2 130 480                     |
| 9031901900 | Oth parts&acc oth than inspect wafer/repair/measure pcb,pwb,pv       | 21 659                         | 222 263                       | 1 393 812                  | 13 354 887                    |
| 9031902000 | Oth part&acc for measure/chek instrumentappliance&mach,not e         | 18 701                         | 110 938                       | 443 799                    | 2 882 858                     |
| 9032101000 | Thermostats, electrically operated                                   | 152 672                        | 2 483 565                     | 2 897 845                  | 32 154 121                    |
| 9032102000 | Thermostats, not electrically operated                               | 7 117                          | 74 533                        | 136 011                    | 1 572 946                     |
| 9032201000 | Manostats, electrically operated                                     | 1 300                          | 24 966                        | 44 610                     | 728 416                       |
| 9032202000 | Manostats, not electrically operated                                 | 2 915                          | 46 206                        | 101 701                    | 489 406                       |
| 9032810000 | Hydraulic or pneumatic   | 90 644                         | 1 038 523                     | 911 851                    | 29 111 957                    |
| 9032891000 | Instru&app,automatic data process machfor controll,cargo handlir     | 74 880                         | 1 199 370                     | 1 811 156                  | 31 769 509                    |
| 9032892000 | Automatic instrum&app for controllchem/elec-chem solutions in p      | 38 701                         | 133 975                       | 3 458 472                  | 7 528 892                     |
| 9032893100 | Automatic regulating voltage units(stabilizers),electrically operate | 155 484                        | 1 686 301                     | 461 433                    | 5 642 806                     |
| 9032893900 | Instrument&apparatus oth than(stabilizers),electrically operated     | 59 804                         | 1 082 166                     | 2 606 837                  | 30 525 388                    |
| 9032899000 | Oth automatic regulating/controllinstrum&app not electrically ope    | 282 121                        | 3 066 025                     | 12 615 735                 | 113 418 538                   |
| 9032901000 | Parts&accessories of automatic dataprocess mach,cargo handl syt      | 73                             | 37 781                        | 25 156                     | 1 467 208                     |
| 9032902000 | Part&acc automatic instr&app, controllchem/elec-chem solutions       | 15                             | 397                           | 6 506                      | 23 527                        |
| 9032903000 | Part&acc automatic, regulating/controllinstruments&apparatus,el      | 10 406                         | 87 512                        | 274 137                    | 2 221 321                     |
| 9032909000 | Part&acc automatic, regulating/controllinstruments&apparatus,nc      | 67 512                         | 815 903                       | 2 348 719                  | 37 054 396                    |
| 9033001000 | Parts&acc for mach,appl,instrum ofchap 90 for electric operated e    | 52 882                         | 611 028                       | 1 511 781                  | 13 316 007                    |
| 9033002000 | Parts&acc for mach,appl,instrum ofchap 90 for not electric operat    | 25 982                         | 226 590                       | 639 005                    | 5 675 956                     |
| 9101110000 | Wrist-watch of metal,w/not stopwatchw/ mech display only,elect       | 0                              | 1 254                         | 0                          | 105 893                       |
| 9101190000 | Wrist-watch of metal,w/not stopwatchoth w/ mech display only,el      | 16                             | 2 351                         | 48                         | 251 643                       |
| 9101210000 | Oth wrist-watch,whether/not stopwatchw/ automatic winding of r       | 0                              | 84                            | 0                          | 40 142                        |
| 9101290000 | Oth wrist-watch,whether/not stopwatchoth than automatic windi        | 3 313                          | 52 688                        | 90 577                     | 879 254                       |
| 9101990000 | Pocket&oth watch inc stopwatch of metal/of w/ precious metal,n       | 886                            | 32 372                        | 9 127                      | 1 096 048                     |
| 9102110000 | Wrist-watch,whether/not stopwatchw/ mech display only,elect op       | 16 456                         | 186 665                       | 830 135                    | 10 611 227                    |
| 9102120000 | Wrist-watch,whether/not stopwatchw/ opto-elect display only,ele      | 200                            | 4 251                         | 50 389                     | 560 470                       |
| 9102190000 | Wrist-watch,whether/not stopwatchoth than mech&opto,elect op         | 179 229                        | 1 180 107                     | 916 856                    | 5 794 406                     |
| 9102210000 | Oth wrist-watch,whether/not stopwatchw/ automatic winding            | 606                            | 1 761                         | 455 605                    | 805 019                       |

**I.3. IMPOR MENURUT KOMODITI / IMPORT BY HS COMMODITY**  
**\*\*\* NOVEMBER/NOVEMBER 2013 \*\*\***

| HS         | Uraian Komoditi<br>Commodity Description                              | Berat Bersih / Net Weight (Kg) |                               | Nilai / Value C.I.F (US\$) |                               |
|------------|---|--------------------------------|-------------------------------|----------------------------|-------------------------------|
|            |   | Bulan ini<br>Current Month     | Kumulatif<br>Cum.Jan. to date | Bulan ini<br>Current Month | Kumulatif<br>Cum.Jan. to date |
| 9102290000 | Oth wrist-watch,whether/not stopwatchoth than automatic windii        | 49 802                         | 650 038                       | 597 531                    | 6 654 402                     |
| 9102911000 | Stop-watches, electrically operated                                   | 884                            | 18 941                        | 19 080                     | 74 527                        |
| 9102919000 | Pocket-watch&oth watch, electricallyoperated                          | 2 175                          | 68 314                        | 144 819                    | 796 173                       |
| 9102990000 | Pocket-watch&oth watch inc stopwatchnot electrically operated         | 22 663                         | 265 950                       | 422 199                    | 2 993 200                     |
| 9103100000 | Clocks with watch movements,excl clocks ofh9104 elect operated        | 4                              | 1 245                         | 248                        | 6 013                         |
| 9103900000 | Clocks with watch movements,excl clocks ofh9104 not elect opera       | 14 420                         | 103 350                       | 105 814                    | 670 328                       |
| 9104001000 | Instrument panel clocks & clocks ofa similar type, for vehicles       | 2 361                          | 29 730                        | 137 314                    | 1 567 026                     |
| 9104002000 | Instrument panel clocks & clocks ofa similar type, for aircraft       | 2                              | 7                             | 5 504                      | 8 486                         |
| 9104003000 | Instrument panel clocks & clocks ofa similar type, for vessels        | 0                              | 1 159                         | 0                          | 37 176                        |
| 9104009000 | Instrument panel clocks & clocks ofa similar type, for spacecraft     | 121                            | 298                           | 912                        | 2 888                         |
| 9105110000 | Alarm clocks, electrically operated                                   | 7 717                          | 75 629                        | 66 254                     | 249 814                       |
| 9105190000 | Alarm clocks,not electrically operated                                | 32 034                         | 801 148                       | 1 027 211                  | 2 538 162                     |
| 9105210000 | Wall clocks, electrically operated                                    | 28 108                         | 234 958                       | 164 434                    | 926 090                       |
| 9105290000 | Wall clocks, not electrically operated                                | 3 385                          | 260 309                       | 14 853                     | 475 009                       |
| 9105911000 | Marine chronometers,electrically operated                             | 0                              | 5                             | 0                          | 292                           |
| 9105919000 | Oth clocks, oth than Marine chronometerselectrically operated         | 3 159                          | 20 345                        | 183 961                    | 245 099                       |
| 9105991000 | Marine chronometers,not electrically operated                         | 0                              | 122                           | 0                          | 595                           |
| 9105999000 | Oth clocks, oth than Marine chronometersnot electrically operate      | 587                            | 39 750                        | 1 493                      | 142 491                       |
| 9106100000 | Time-registers,time-recorders   | 6 994                          | 65 701                        | 63 855                     | 838 039                       |
| 9106901000 | Parking meters  | 13 246                         | 55 815                        | 49 477                     | 227 286                       |
| 9106909000 | Oth time of day recording&measuring appoth than parking meter         | 18 105                         | 175 820                       | 248 925                    | 2 197 459                     |
| 9107000000 | Time switches with clock/watchmovement/with synchronous mot           | 23 542                         | 320 028                       | 374 665                    | 3 979 977                     |
| 9108110000 | Watch move comp&assem w/mechanical display only, electrically         | 12                             | 4 250                         | 277                        | 7 116                         |
| 9108120000 | Watch move comp&assem w/opto elect display only, electrically c       | 1                              | 1                             | 11                         | 11                            |
| 9108190000 | Watch move comp&assem oth thanmechanical,opto-elect, elect o          | 4                              | 25                            | 80                         | 1 286                         |
| 9108200000 | Watch move comp&assem withautomatic winding                           | 0                              | 222                           | 0                          | 3 665                         |
| 9108900000 | Oth watch movements complete andassembled                             | 0                              | 637                           | 0                          | 12 202                        |
| 9109100000 | Clock movements,complete andassembled, electrically operated          | 11 077                         | 90 461                        | 24 012                     | 247 855                       |
| 9109900000 | Clock movements,complete andassembled,not electrically operate        | 7 859                          | 42 918                        | 16 638                     | 176 899                       |
| 9110110000 | Complete movements,unassem/partly assem(movement sets) of \           | 1 570                          | 92 935                        | 17 470                     | 549 525                       |
| 9110120000 | Incomplete movements, assembled of watches                            | 0                              | 728                           | 0                          | 1 439                         |
| 9110190000 | Rough movements of watches  | 0                              | 1 078                         | 0                          | 1 970                         |
| 9110900000 | Oth complete watch or clock movements                                 | 7 910                          | 42 379                        | 9 920                      | 61 771                        |
| 9111100000 | Watch cases of precious metal/of metal clad with precious metal       | 7                              | 7                             | 35                         | 35                            |
| 9111200000 | Watch cases of base metal, whether or not gold/silver-plated          | 43                             | 974                           | 1 013                      | 4 494                         |
| 9111800000 | Other watch cases   | 10                             | 6 914                         | 99                         | 22 560                        |
| 9111900000 | Parts of watch cases  | 36                             | 24 667                        | 703                        | 115 254                       |
| 9112200000 | Clock cases and cases of a similartype for other goods of this chap   | 0                              | 23 011                        | 0                          | 60 831                        |
| 9112900000 | Part of clock cases&cases of a similartype for other goods of this cl | 0                              | 4 236                         | 0                          | 11 542                        |
| 9113100000 | Watch straps,bands&bracelets of preciousmetal/of metal clad w/        | 1 350                          | 15 345                        | 18 403                     | 46 879                        |
| 9113200000 | Watch straps,bands&bracelets of basemetal,whether or not gold/:       | 43                             | 2 611                         | 2 908                      | 56 130                        |
| 9113900000 | Oth watch straps,bands&braceletsand parts thereof                     | 3 811                          | 82 638                        | 44 978                     | 493 421                       |
| 9114100000 | Springs, including hair-springsof clock or watch parts                | 210                            | 2 638                         | 5 296                      | 19 078                        |
| 9114300000 | Dials of clock or watch parts   | 29                             | 13 373                        | 449                        | 47 270                        |
| 9114400000 | Plates and bridges of clock/watch parts                               | 188                            | 2 936                         | 7 673                      | 110 063                       |
| 9114900000 | Oth clock or watch part oth than spring,hair springs,dials,plate&br   | 23 328                         | 269 728                       | 431 360                    | 3 644 608                     |
| 9201100000 | Upright pianos  | 8 320                          | 159 881                       | 20 254                     | 410 719                       |
| 9201200000 | Grand pianos  | 2 690                          | 56 563                        | 5 130                      | 605 402                       |
| 9201900000 | Oth pianos,incl automatic pianosharpnichord&oth keybrd string in:     | 66 246                         | 176 674                       | 80 796                     | 502 644                       |
| 9202100000 | String musical instrument(violins,harps), played with a bow           | 4 157                          | 35 363                        | 7 318                      | 421 481                       |
| 9202900000 | Oth string musical instruments(guitars)not played with a bow          | 17 675                         | 264 631                       | 167 674                    | 2 759 538                     |
| 9205100000 | Brass-wind instruments  | 467                            | 61 837                        | 9 559                      | 1 732 699                     |
| 9205901000 | Keyboard pipe organ,harmonium&similarkeyboard instruments w,          | 12 695                         | 236 465                       | 21 772                     | 531 466                       |
| 9205909000 | Other wind musical instruments  | 25 901                         | 879 055                       | 841 657                    | 2 630 272                     |
| 9206000000 | Percussion musical instruments(exp, drm,xylophones,cymbals,cast       | 74 473                         | 896 824                       | 262 781                    | 3 391 982                     |
| 9207100000 | Keyboard instruments,oth than accordions                              | 20 130                         | 159 746                       | 307 355                    | 2 631 676                     |
| 9207900000 | Oth musical instruments,the sound isproduced must be amplified,       | 9 761                          | 160 209                       | 65 714                     | 1 169 725                     |
| 9208100000 | Musical boxes   | 16 155                         | 106 056                       | 85 143                     | 1 089 951                     |
| 9208901000 | Decoy calls,whistles,call horns &othmouth blown sound signalling      | 0                              | 15 263                        | 0                          | 21 705                        |
| 9208909000 | Fairground,mech street organ,sing bird,musical saw,oth musical in     | 1 386                          | 22 695                        | 5 464                      | 85 405                        |
| 9209300000 | Musical instrument strings  | 27 546                         | 141 811                       | 255 853                    | 2 266 214                     |
| 9209911000 | Part&accessories, strung backs,keyboards& metal frames for uprig      | 293 749                        | 974 841                       | 566 710                    | 2 319 758                     |
| 9209919000 | Other parts and accessories for pianos                                | 694 939                        | 7 328 542                     | 4 744 530                  | 56 879 682                    |
| 9209920000 | Parts & accessories for the musicalinstrument of string musical ins   | 91 942                         | 1 189 108                     | 1 298 265                  | 15 979 110                    |
| 9209940000 | Parts&acc,the music instrument of soundof which is prod/must be       | 252 907                        | 2 131 835                     | 4 020 368                  | 37 885 203                    |
| 9209990000 | Parts & accessories for oth musicalinstruments                        | 62 222                         | 965 816                       | 1 941 951                  | 28 447 485                    |
| 9301100000 | Artillery weapons(guns,howitzer&mortars)                              | 0                              | 7 039                         | 0                          | 3 816 722                     |
| 9301200000 | Rocket launchers;flame-throwers;grenadelaunchers;torpedo tubes&:      | 0                              | 2 782                         | 0                          | 2 896 882                     |
| 9301900000 | Oth military weapons,oth than revolvers,pistols & the arms of sea     | 17 211                         | 93 561                        | 4 669 776                  | 44 843 031                    |
| 9302000000 | Revolvers and pistols, other than thoseof heading 9303/9304           | 701                            | 2 718                         | 698 882                    | 1 538 339                     |
| 9303100000 | Muzzle-loading firearms   | 0                              | 907                           | 0                          | 795 003                       |

**I.3. IMPOR MENURUT KOMODITI / IMPORT BY HS COMMODITY**  
**\*\*\* NOVEMBER/NOVEMBER 2013 \*\*\***

| H S        | Uraian Komoditi<br>Commodity Description                             | Berat Bersih / Net Weight (Kg) |                               | Nilai / Value C.I.F (US\$) |                               |
|------------|--|--------------------------------|-------------------------------|----------------------------|-------------------------------|
|            |  | Bulan ini<br>Current Month     | Kumulatif<br>Cum.Jan. to date | Bulan ini<br>Current Month | Kumulatif<br>Cum.Jan. to date |
| 9303200000 | Oth sport/hunting/target-shoot shotguns,including combination st     | 7 857                          | 8 003                         | 4 501 596                  | 4 577 916                     |
| 9303300000 | Oth sport/hunting/target-shoot shotguns,excluding combination s      | 0                              | 1 844                         | 0                          | 2 020                         |
| 9303900000 | Oth firearm&similar device which operateby the firing of an explo    | 0                              | 131                           | 0                          | 9 656                         |
| 9304009000 | Oth arms(spring,air/gas guns&pistols)excluding those of heading 9    | 0                              | 3 160                         | 0                          | 171 702                       |
| 9305100000 | Parts and accessories of revolvers orpistols                         | 36                             | 45                            | 12 172                     | 19 938                        |
| 9305200000 | Parts and accessories of shotguns orrifles of heading 9303           | 30                             | 2 006                         | 18 170                     | 98 701                        |
| 9305911000 | Parts&accessories of military weapons of heading 9301 of leather/    | 13                             | 68                            | 1 253                      | 4 738                         |
| 9305919000 | Parts&acc of military weapons of head 9301,of oth than leath/tex     | 198                            | 515                           | 124 426                    | 258 159                       |
| 9305991100 | Part&acc of goods of oth arm of head 93040090 of leather/textile     | 0                              | 194                           | 0                          | 4 420                         |
| 9305991900 | Part&acc of goods of oth arm of head 93040090 of oth than leathe     | 8                              | 8                             | 3 701                      | 3 701                         |
| 9305999900 | Parts and accessories of revolver&pistolof heading 9302 of oth lea   | 0                              | 19 281                        | 0                          | 751 694                       |
| 9306210000 | Cartridges   | 10 279                         | 14 944                        | 3 027 461                  | 4 426 299                     |
| 9306290000 | Parts of cartridges, gun pellets                                     | 0                              | 20 930                        | 0                          | 1 008 105                     |
| 9306301100 | 22 calibre cartridges for revolvers&pistols of heading 9302          | 0                              | 3 142                         | 0                          | 174 615                       |
| 9306301900 | Oth cartridges oth than 22 calibrecartridges of heading 9302         | 0                              | 73 926                        | 0                          | 119 323                       |
| 9306302000 | Cartridges for riveting/similar tool/forcaptive-bolt humane killer&I | 0                              | 7 714                         | 0                          | 174 464                       |
| 9306309900 | Oth cartridges oth than 22 calibrecartridges of oth heading 9302     | 0                              | 605                           | 0                          | 173 510                       |
| 9306900000 | Bombs,grenades,torpedoes,mines,missiles,similar munitions of w       | 249 038                        | 665 819                       | 7 994 651                  | 64 125 335                    |
| 9307000000 | Swords,cutlasses,bayonets,lances&similararms&parts thereof &sc.      | 0                              | 2 226                         | 0                          | 396 000                       |
| 9401100000 | Seats of a kind used for aircraft                                    | 3 489                          | 11 805                        | 18 474                     | 293 947                       |
| 9401201000 | Seats of a kind used for motor vehiclesof heading 8702/8703/8704     | 40 531                         | 204 640                       | 217 669                    | 1 978 651                     |
| 9401209000 | Seats of a kind used for motor vehiclesoth than of heading 8702/8    | 32 508                         | 218 486                       | 134 366                    | 1 349 838                     |
| 9401300000 | Swivel seats with variable heightadjustment                          | 464 397                        | 5 062 673                     | 1 339 205                  | 15 488 900                    |
| 9401400000 | Seats oth than garden seats/ campingequpment,convertible into        | 10 505                         | 88 048                        | 19 128                     | 253 808                       |
| 9401510010 | Seat of rattan   | 4 022                          | 4 390                         | 8 431                      | 11 002                        |
| 9401510020 | Seat of bamboo   | 0                              | 1 519                         | 0                          | 995                           |
| 9401590000 | Seat of cane,osier or similar material                               | 7 416                          | 26 440                        | 22 474                     | 104 615                       |
| 9401610000 | Oth seats,with wooden frames,upholstered                             | 715 469                        | 4 561 977                     | 2 776 961                  | 18 134 086                    |
| 9401690010 | Oth seats,with wooden frames,combinedwith rattan                     | 0                              | 730                           | 0                          | 5 133                         |
| 9401690090 | Oth seats,with wooden frames,combinedwith other than rattan          | 22 183                         | 485 740                       | 104 365                    | 1 906 622                     |
| 9401710000 | Other seats, with metal frames, upholste                             | 845 559                        | 6 335 316                     | 2 696 072                  | 19 729 847                    |
| 9401790010 | Other seats, with metal frames,combinedwith rattan                   | 0                              | 30 912                        | 0                          | 99 591                        |
| 9401790090 | Other seats, with metal frames,combinedwith other than rattan        | 885 463                        | 7 265 183                     | 2 038 535                  | 16 374 169                    |
| 9401800000 | Oth seats(oth than those of head 9402)                               | 388 393                        | 3 594 672                     | 956 273                    | 9 417 672                     |
| 9401901000 | Parts of aircraft seats (head 94011000)                              | 13 462                         | 284 412                       | 8 973                      | 646 260                       |
| 9401903100 | headrest stiffeners for seats ofsubheading 94012010,                 | 26 072                         | 257 688                       | 293 773                    | 3 247 768                     |
| 9401903900 | Parts of other seats   | 938 028                        | 10 485 870                    | 7 581 932                  | 87 654 992                    |
| 9401904000 | Parts of seats of subheading 94013000                                | 88 554                         | 633 040                       | 484 340                    | 3 572 703                     |
| 9401909200 | Parts of seats of plastics   | 524 372                        | 5 090 785                     | 469 591                    | 5 312 460                     |
| 9401909900 | Parts of seats of other than plastics                                | 750 716                        | 7 991 586                     | 2 134 753                  | 25 278 911                    |
| 9402101000 | Medis furniture,dentists chair & partsthereof                        | 50 517                         | 462 427                       | 548 473                    | 5 913 887                     |
| 9402103000 | Medis furniture,barbers chairs&similarchairs thereof & thereof       | 4 527                          | 212 645                       | 42 692                     | 885 041                       |
| 9402109000 | Other dentists,barbers or similar chairsof medis furniture           | 11 599                         | 91 894                        | 119 967                    | 1 351 124                     |
| 9402901000 | Furniture designed for medical,surgical/veterinary purposes&part:    | 163 958                        | 1 114 394                     | 3 164 337                  | 13 317 670                    |
| 9402909000 | Oth furniture designed for medical,surgical/veterinary purpose&p:    | 41 808                         | 569 746                       | 267 996                    | 3 704 907                     |
| 9403100000 | Metal furniture of a kind used in office                             | 509 402                        | 4 457 423                     | 986 319                    | 9 327 408                     |
| 9403201000 | Oth metal furniture, fume cupboards                                  | 162 240                        | 345 276                       | 336 452                    | 883 981                       |
| 9403209000 | Oth metal furniture, other thanfume cupboards                        | 2 405 172                      | 26 908 600                    | 4 411 823                  | 45 878 615                    |
| 9403300000 | Wooden furniture of a kindused in offices                            | 460 447                        | 4 308 200                     | 729 209                    | 8 539 213                     |
| 9403400000 | Wooden furniture of a kind usedin the kitchen                        | 134 262                        | 1 554 255                     | 194 168                    | 2 445 192                     |
| 9403500000 | Wooden furniture of a kind usedin the bedroom                        | 1 488 623                      | 9 542 753                     | 2 431 178                  | 14 921 833                    |
| 9403601000 | Oth wooden furniture,fume cupboard                                   | 0                              | 148 617                       | 0                          | 233 657                       |
| 9403609000 | Oth wooden furniture,oth thanfume cupboard                           | 1 294 819                      | 14 954 640                    | 2 558 103                  | 26 416 858                    |
| 9403701000 | Furniture of plastics for baby walker                                | 7 911                          | 210 043                       | 22 291                     | 1 157 047                     |
| 9403702000 | Furniture of plastics for fume cupboard                              | 2                              | 2 506                         | 44                         | 5 060                         |
| 9403709000 | Furniture of plastics oth than forbaby walker,fume cupboard          | 392 637                        | 2 370 279                     | 964 409                    | 6 413 510                     |
| 9403810010 | Bedroom, dining room or living room setsof rattan                    | 0                              | 5 534                         | 0                          | 10 957                        |
| 9403810020 | Bedroom, dining room or living room setsof bamboo                    | 10 181                         | 173 242                       | 8 669                      | 208 593                       |
| 9403810030 | Furniture,of kind used in parksgardens/vestibules of rattan/bambo    | 0                              | 10 733                        | 0                          | 9 042                         |
| 9403810090 | Other furniture of bamboo or rattan                                  | 5 176                          | 6 960                         | 10 756                     | 31 869                        |
| 9403891000 | Other furniture of other materials,fume cupboards                    | 308                            | 7 229                         | 3 227                      | 13 334                        |
| 9403899010 | Bedroom, dining room/livingroom sets of other materials              | 47 187                         | 1 169 565                     | 64 722                     | 1 213 195                     |
| 9403899020 | Oth furniture of a kind used in parks,garden/vestibules of oth mat   | 0                              | 12 770                        | 0                          | 29 243                        |
| 9403899090 | Other furniture of cane, osier, bambooor similar materials           | 27 663                         | 432 801                       | 43 358                     | 926 548                       |
| 9403901000 | Part of baby walkers of furnitureof platic (sub heading 94037010)    | 6 624                          | 19 270                        | 31 528                     | 143 306                       |
| 9403909000 | Parts of other furniture   | 508 979                        | 4 810 785                     | 1 508 045                  | 14 357 686                    |
| 9404100000 | Mattress supports  | 47 268                         | 306 437                       | 117 920                    | 1 053 238                     |
| 9404210000 | Mattresses of cellular rubber orplastics, whether or not covered     | 41 436                         | 441 383                       | 152 716                    | 1 531 281                     |
| 9404291000 | Mattress springs of other materials                                  | 107 726                        | 787 953                       | 449 512                    | 3 372 227                     |
| 9404292000 | Mattress of hyperthermia orhypothermia type of oth materials         | 119                            | 2 136                         | 319                        | 5 186                         |
| 9404299000 | Mattress of other materials  | 358 840                        | 2 126 299                     | 377 811                    | 2 238 212                     |

**I.3. IMPOR MENURUT KOMODITI / IMPORT BY HS COMMODITY**  
**\*\*\* NOVEMBER/NOVEMBER 2013 \*\*\***

| HS         | Uraian Komoditi<br>Commodity Description                               | Berat Bersih / Net Weight (Kg) |                               | Nilai / Value C.I.F (US\$) |                               |
|------------|--|--------------------------------|-------------------------------|----------------------------|-------------------------------|
|            |  | Bulan ini<br>Current Month     | Kumulatif<br>Cum.Jan. to date | Bulan ini<br>Current Month | Kumulatif<br>Cum.Jan. to date |
| 9404300000 | Sleeping bags  | 6 553                          | 50 153                        | 70 980                     | 484 878                       |
| 9404901000 | Quilts,bedspreads & mattress protectors                                | 19 599                         | 86 349                        | 58 892                     | 268 838                       |
| 9404909000 | Other articles of bedding&similar furnishing                           | 61 701                         | 1 396 699                     | 323 651                    | 5 101 256                     |
| 9405102000 | Lamps for operating rooms  | 1 841                          | 9 074                         | 175 652                    | 288 960                       |
| 9405103000 | Spotlight  | 280 787                        | 1 337 645                     | 539 052                    | 4 512 755                     |
| 9405104000 | Fluorescent lamps and lighting fittings                                | 297 609                        | 2 274 044                     | 1 720 336                  | 13 735 081                    |
| 9405109000 | Oth chandeliers&oth elec ceiling/walllighting fitting                  | 96 960                         | 1 350 381                     | 990 805                    | 12 503 226                    |
| 9405201000 | Lamps for operating rooms  | 13 813                         | 67 760                        | 842 142                    | 3 087 168                     |
| 9405209000 | lamps of electric table,desk, bedside/floor-standing lamps             | 205 741                        | 2 662 685                     | 753 209                    | 8 587 353                     |
| 9405300000 | Lighting sets of a kind used forchristmas trees                        | 35 752                         | 232 306                       | 114 505                    | 827 043                       |
| 9405402000 | Searchlights   | 18 219                         | 207 217                       | 52 356                     | 922 275                       |
| 9405404000 | Oth. electr lamps of spotlights  | 85 329                         | 701 901                       | 636 107                    | 4 662 620                     |
| 9405405000 | Oth electr lamps,of a kind used forlighting public openspace/thoro     | 351 837                        | 4 924 218                     | 2 648 459                  | 29 839 513                    |
| 9405406000 | Other exterior lighting  | 40 541                         | 433 650                       | 129 281                    | 3 144 932                     |
| 9405407000 | Non-flashing aerodrome beacons;lamps forrailwayloc.aircraft,ship       | 11 320                         | 105 101                       | 120 203                    | 1 241 194                     |
| 9405408000 | Pilot lamp with fitting for electro-thermic domestic applic of headi   | 2 974                          | 20 468                        | 9 137                      | 126 791                       |
| 9405409100 | Fibre optic headband lamps of kinddesigned for medical use             | 2                              | 1 023                         | 6 080                      | 13 984                        |
| 9405409900 | Other lighting fittings  | 300 873                        | 2 182 844                     | 1 930 454                  | 16 188 813                    |
| 9405501100 | Non elect. Lamps of oil-burning, of brasfor religious rites            | 966                            | 20 991                        | 746                        | 18 873                        |
| 9405501900 | Other non elect. Lamps of oil-burning                                  | 9 379                          | 759 500                       | 34 613                     | 1 596 160                     |
| 9405504000 | Hurricane lamps  | 645                            | 414 174                       | 806                        | 692 902                       |
| 9405509010 | Non elect lighting fittings of plastics,stone, ceramics, glass         | 19 823                         | 31 865                        | 51 673                     | 85 663                        |
| 9405509090 | Other non elect lighting fittings                                      | 10 432                         | 95 895                        | 53 949                     | 523 914                       |
| 9405601000 | Warning signs, street name signs, road &traffic signs                  | 588                            | 42 674                        | 4 656                      | 444 220                       |
| 9405609000 | Others illuminated signs   | 90 390                         | 574 531                       | 665 665                    | 5 225 095                     |
| 9405911000 | Parts of glass for lamps for operatingroom                             | 0                              | 8                             | 0                          | 2 168                         |
| 9405912000 | Parts of glass for spotlights  | 659                            | 4 377                         | 5 683                      | 114 523                       |
| 9405914000 | Parts of globes and chimneys   | 3 800                          | 13 364                        | 2 934                      | 27 226                        |
| 9405915000 | Parts of glass for searchlights  | 0                              | 562                           | 0                          | 3 952                         |
| 9405919000 | Other parts of glass   | 154 021                        | 1 529 821                     | 507 431                    | 2 805 346                     |
| 9405921000 | Parts of plastics for lamps fo operatingrooms                          | 0                              | 72                            | 0                          | 5 037                         |
| 9405922000 | Parts of plastics for spotlights                                       | 2                              | 2 776                         | 49                         | 7 231                         |
| 9405929000 | Other parts of plastics  | 25 017                         | 1 064 978                     | 143 337                    | 3 474 391                     |
| 9405991000 | Parts Lampshades of textile material                                   | 52                             | 3 086                         | 3 446                      | 85 463                        |
| 9405992000 | Parts Lampshades of other material                                     | 17 726                         | 198 497                       | 88 531                     | 1 090 041                     |
| 9405993000 | Parts of lamp of subheading 9405.50.11or 9405.50.19                    | 1 270                          | 8 674                         | 56 581                     | 297 918                       |
| 9405994000 | Parts for searchlights or spotlights                                   | 440                            | 9 482                         | 16 071                     | 71 666                        |
| 9405999000 | Other parts  | 133 591                        | 1 822 037                     | 444 083                    | 7 666 696                     |
| 9406001100 | Greenhouses fitted with mechanical/thermal equipment of plastic        | 0                              | 2 931                         | 0                          | 470                           |
| 9406001900 | Greenhouses fitted with mechanical/thermal equipment oth plasti        | 103 010                        | 484 322                       | 258 102                    | 1 205 067                     |
| 9406009200 | Other prefabricated buildings of wood                                  | 1 800                          | 1 027 990                     | 12 730                     | 1 220 200                     |
| 9406009400 | Other prefabricated buildings of iron/steel                            | 778 432                        | 21 519 385                    | 3 016 634                  | 49 560 712                    |
| 9406009500 | Oth prefabricated buildings of plastics/of aluminium                   | 162                            | 448 333                       | 759                        | 1 911 306                     |
| 9406009600 | Oth prefabricated buildings of concrete/of artificial stone            | 4 063                          | 7 326                         | 3 459                      | 13 735                        |
| 9406009900 | Oth prefabricated buildings oth of wood,iron, plastics, aluminium,     | 1 782 493                      | 18 303 300                    | 3 165 538                  | 35 912 567                    |
| 9503001000 | Tricycles, scooters, pedal cars andsimilar wheeled toys; dolls carria  | 78 499                         | 4 146 622                     | 240 116                    | 12 748 242                    |
| 9503002100 | Dolls, whether/not dressed   | 5 157                          | 849 110                       | 108 524                    | 3 619 565                     |
| 9503002200 | Garments and garments accessories;footwear and headgear of dol         | 2 446                          | 38 388                        | 57 280                     | 1 771 180                     |
| 9503002900 | Other parts and accessories for dolls                                  | 19 523                         | 133 569                       | 91 151                     | 1 489 821                     |
| 9503003000 | Electric trains toys, includ tracks,signals and other accessories ther | 142                            | 440 208                       | 3 131                      | 1 867 275                     |
| 9503004010 | Reduces size model aircraft assemblykits, working or not               | 41                             | 32 581                        | 12 259                     | 494 436                       |
| 9503004090 | Oth reduced size ("scale") models andsimilar recreational models       | 40 583                         | 1 907 731                     | 191 306                    | 15 688 554                    |
| 9503005000 | Other construction sets & constructionaltoys, of materials other th    | 0                              | 29 286                        | 0                          | 111 126                       |
| 9503006000 | Stuffed toys representing animals ornon-human creatures                | 135                            | 126 276                       | 3 389                      | 1 833 573                     |
| 9503007000 | Puzzles of all kinds   | 11 429                         | 247 900                       | 63 131                     | 1 939 380                     |
| 9503009100 | Numerical/alphabetical/animal blocks orcut-out; word builders/m;       | 4 454                          | 492 934                       | 62 289                     | 1 615 949                     |
| 9503009200 | Skipping ropes   | 145                            | 15 901                        | 946                        | 59 216                        |
| 9503009300 | Marbles  | 0                              | 4 805 222                     | 0                          | 1 335 075                     |
| 9503009900 | Other toys or parts  | 145 684                        | 16 207 028                    | 1 306 565                  | 61 554 120                    |
| 9504202000 | Tables for billiards of all kinds                                      | 41 950                         | 67 316                        | 36 788                     | 78 673                        |
| 9504203000 | Billiard chalks  | 1 377                          | 6 452                         | 692                        | 9 168                         |
| 9504209000 | Oth articles & accessories for billiardsof all kinds                   | 79 499                         | 330 531                       | 39 066                     | 384 899                       |
| 9504301000 | Pintables or slot machines, operated bycoins and by oth means of       | 0                              | 9 211                         | 0                          | 1 377 765                     |
| 9504302000 | Parts of oth games of wood, paper orplastics                           | 0                              | 14 818                        | 0                          | 545 549                       |
| 9504309000 | Other games, operated by coins and byoth means of payment              | 128 304                        | 1 039 699                     | 1 545 006                  | 6 478 001                     |
| 9504400000 | Playing cards  | 332 569                        | 3 976 554                     | 298 410                    | 2 484 371                     |
| 9504500000 | Video games consoles and machines,oth than those sub heading 9         | 48 000                         | 654 303                       | 144 196                    | 2 688 116                     |
| 9504901000 | Bowling requisites of all kind   | 152                            | 12 874                        | 378                        | 61 975                        |
| 9504902000 | Darts and parts and accesories therefor                                | 7 861                          | 57 858                        | 16 547                     | 149 481                       |
| 9504903100 | Tables designed fo use with casino game                                | 0                              | 62                            | 0                          | 40                            |
| 9504903900 | Other gambling equipment & paraphernaliaequipment                      | 1 273                          | 9 495                         | 967                        | 7 425                         |

**I.3. IMPOR MENURUT KOMODITI / IMPORT BY HS COMMODITY**  
**\*\*\* NOVEMBER/NOVEMBER 2013 \*\*\***

| H S        | Uraian Komoditi<br>Commodity Description                               | Berat Bersih / Net Weight (Kg) |                               | Nilai / Value C.I.F (US\$) |                               |
|------------|--|--------------------------------|-------------------------------|----------------------------|-------------------------------|
|            |  | Bulan ini<br>Current Month     | Kumulatif<br>Cum.Jan. to date | Bulan ini<br>Current Month | Kumulatif<br>Cum.Jan. to date |
| 9504909200 | Tables designed for game of wood/plasticnot gambling equipment         | 2 249                          | 15 737                        | 2 308                      | 20 821                        |
| 9504909300 | Tables designed for games not of wood/plastics, not gambling equ       | 0                              | 11 085                        | 0                          | 45 456                        |
| 9504909400 | Other table disigned for games of wood/plastics                        | 0                              | 46 291                        | 0                          | 40 813                        |
| 9504909900 | other table designed for games not wood/plastics                       | 67 575                         | 792 211                       | 152 812                    | 2 617 995                     |
| 9505100000 | Articles for christmas festivities                                     | 191 816                        | 739 113                       | 821 173                    | 3 513 537                     |
| 9505900000 | Festive,carnival/oth entertn.articlesincl conjuring tricks & novelty j | 118 160                        | 920 518                       | 316 275                    | 3 389 779                     |
| 9506190000 | Other snow-ski equipment   | 1 895                          | 118 752                       | 248 795                    | 1 429 954                     |
| 9506210000 | Sailboards   | 0                              | 4 095                         | 0                          | 33 629                        |
| 9506290000 | Oth water-skis, surf-boards, sailboards& oth water-sport equipmei      | 15 092                         | 116 370                       | 181 347                    | 776 143                       |
| 9506310000 | Golf clubs, complete   | 12 323                         | 116 407                       | 961 741                    | 6 812 290                     |
| 9506320000 | Balls for golf   | 7 576                          | 94 151                        | 111 850                    | 1 036 202                     |
| 9506390000 | Other golf equipment   | 4 127                          | 31 167                        | 15 349                     | 181 432                       |
| 9506401000 | Tables tennis  | 341 039                        | 1 418 502                     | 390 481                    | 1 596 456                     |
| 9506409000 | Oth articles & equip for table-tennis                                  | 44 104                         | 529 502                       | 124 378                    | 1 067 728                     |
| 9506510000 | Lawn-tennis rackets, whether/not strung                                | 4 315                          | 49 068                        | 45 030                     | 986 836                       |
| 9506590000 | Badminton or similar rackets, whether/not strung                       | 61 103                         | 663 207                       | 170 439                    | 2 364 881                     |
| 9506610000 | Lawn-tennis balls  | 15 472                         | 50 601                        | 42 105                     | 147 739                       |
| 9506620000 | Inflatable balls   | 47 028                         | 378 220                       | 364 072                    | 4 009 223                     |
| 9506690000 | Other balls  | 17 435                         | 200 976                       | 96 845                     | 672 146                       |
| 9506700000 | Ice skates &roller skates, incl skatingboots with skates attached      | 22 223                         | 203 133                       | 35 285                     | 642 616                       |
| 9506910000 | Artic and equip for general physicsexercise, gymnastics or athletics   | 624 658                        | 7 849 069                     | 2 825 692                  | 30 165 055                    |
| 9506990010 | Bows and arrows for archery; crossbows                                 | 0                              | 831                           | 0                          | 2 549                         |
| 9506990020 | Nets, cricket pads and shin guards                                     | 2 396                          | 77 545                        | 8 021                      | 488 683                       |
| 9506990030 | Shuttlecocks   | 4 199                          | 22 835                        | 6 656                      | 146 809                       |
| 9506990090 | Other articles and equipment for generalphysical exercise              | 155 256                        | 846 568                       | 1 276 199                  | 4 183 626                     |
| 9507100000 | Fishing rods   | 97 784                         | 1 198 416                     | 339 735                    | 4 870 486                     |
| 9507200000 | Fish-hooks, whether/not snelled  | 60 620                         | 648 242                       | 760 180                    | 5 200 521                     |
| 9507300000 | Fishing reels  | 82 095                         | 703 444                       | 166 249                    | 2 015 454                     |
| 9507900000 | Oth fishing rods,hooks/reels,oth heading92.08/97.05                    | 9 840                          | 302 306                       | 95 317                     | 4 195 042                     |
| 9508900000 | Roundabouts,swings,shooting galleries&oth fairground amusemer          | 169 225                        | 1 182 699                     | 577 194                    | 8 044 230                     |
| 9601901010 | Worked mother-of pearl/tortoise- shell &articles of the foregoing      | 0                              | 135                           | 0                          | 53 524                        |
| 9601901090 | Other worked mother-of pearl/tortoise-shell & articles of the fore     | 200                            | 3 602                         | 8 806                      | 34 308                        |
| 9601909900 | Other ornamental article   | 49                             | 54                            | 1 003                      | 1 282                         |
| 9602001000 | Gelatin capsules for pharmaceuticalproducts                            | 3 970                          | 73 962                        | 124 521                    | 1 919 517                     |
| 9602002000 | Cigar/cigarette cases, tobacco jars andhousehold ornamental artic      | 587                            | 7 041                         | 735                        | 26 070                        |
| 9602009000 | Oth worked veget/minerl carving material&articles of these mater       | 26 062                         | 43 371                        | 46 893                     | 211 611                       |
| 9603101000 | Brushes consisting of twig/oth vegetablematerials bound together       | 42 664                         | 208 866                       | 59 690                     | 523 920                       |
| 9603102000 | Brooms consisting of twig/oth vegetablematerials bound together        | 7 971                          | 56 467                        | 8 459                      | 89 437                        |
| 9603210000 | Tooth brushes, incl dental-plate brushes                               | 202 017                        | 1 809 980                     | 1 482 168                  | 15 227 248                    |
| 9603290000 | Shaving brushes,hair brush,nail brush,eyelash &oth brush for use c     | 26 835                         | 381 339                       | 118 390                    | 1 544 063                     |
| 9603300000 | Artists' brushes,writing brush &similarbrushes for the application c   | 17 317                         | 867 490                       | 148 718                    | 3 392 417                     |
| 9603400000 | Paint,distemper, varnish/similar brushes oth than 9603.30; Paint p     | 286 538                        | 3 496 764                     | 475 660                    | 5 543 415                     |
| 9603500000 | Oth brushes constituting part of machine, appliances or vehicles       | 12 161                         | 461 320                       | 152 499                    | 2 564 169                     |
| 9603901000 | Prepared knots and tufts for broom orbrush making                      | 60 046                         | 477 116                       | 77 655                     | 528 279                       |
| 9603902000 | Hand-operated mechanical floor sweepers,not motorised                  | 50 581                         | 354 012                       | 219 394                    | 1 186 606                     |
| 9603904000 | Other brushes  | 239 024                        | 3 283 560                     | 436 855                    | 5 984 757                     |
| 9603909000 | Mops and feather dusters; squeegees (oththan roller squeegees)         | 695 855                        | 6 312 235                     | 1 519 034                  | 14 758 908                    |
| 9604001000 | Hand sieves and hand riddles of metal                                  | 651                            | 55 344                        | 6 934                      | 273 904                       |
| 9604009000 | Hand sieves and hand riddles of othermaterial                          | 2 389                          | 39 095                        | 23 218                     | 224 819                       |
| 9605000000 | Travel sets for personal toilet, sewingor shoe or clothes cleaning     | 3 698                          | 43 886                        | 26 312                     | 373 844                       |
| 9606101000 | Press-fasteners, snap-fasteners andpress-studs and part therefor c     | 27 645                         | 235 425                       | 195 284                    | 3 140 287                     |
| 9606109000 | Press-fasteners, snap-fasteners andpress-studs and part therefor c     | 87 044                         | 686 840                       | 821 375                    | 9 489 795                     |
| 9606210000 | Buttons of plastics, not covered withtextile material                  | 201 484                        | 2 532 787                     | 3 085 704                  | 37 138 208                    |
| 9606220000 | Buttons of base metal, not covered withtextile material                | 118 201                        | 1 388 664                     | 1 774 931                  | 18 383 903                    |
| 9606290000 | Other buttons  | 66 557                         | 1 752 371                     | 969 446                    | 18 032 834                    |
| 9606301000 | Button moulds & other parts of buttons;button blanks, of plastics      | 4 567                          | 38 565                        | 133 266                    | 866 685                       |
| 9606309000 | Button moulds & other parts of buttons;button blanks, of other m       | 10 041                         | 82 709                        | 80 757                     | 1 035 852                     |
| 9607110000 | Slide fasteners fitted with chain scoopsof base metal                  | 126 975                        | 1 959 382                     | 1 551 263                  | 22 294 673                    |
| 9607190000 | Other slide fasteners  | 276 291                        | 3 572 309                     | 3 509 973                  | 44 780 866                    |
| 9607200000 | Parts of slide fasteners   | 394 211                        | 3 612 948                     | 2 201 690                  | 22 202 655                    |
| 9608101000 | Ball point pens of plastics  | 43 649                         | 611 064                       | 191 709                    | 2 283 201                     |
| 9608109000 | Ball point pens of other materialOth. ball point pens of plastics      | 187 119                        | 1 636 867                     | 372 489                    | 4 019 570                     |
| 9608200000 | Felt tipped & other porous-tipped pens and markers                     | 85 390                         | 598 379                       | 301 136                    | 2 261 948                     |
| 9608301000 | Indian ink drawing pens  | 0                              | 6 647                         | 0                          | 20 540                        |
| 9608309000 | Oth fountain pens, stylograph pens andother pens                       | 86 979                         | 850 556                       | 152 524                    | 1 519 963                     |
| 9608400000 | Propelling or sliding pencils  | 13 648                         | 175 845                       | 74 635                     | 816 725                       |
| 9608500000 | Sets of articles from two or more ofthe foregoing subheadings          | 12 309                         | 170 381                       | 37 331                     | 408 750                       |
| 9608601000 | Refills for ball point pens, comprisingthe ball point &ink-reservoir c | 624                            | 11 847                        | 12 649                     | 142 019                       |
| 9608609000 | Refills for ball point pens, comprisingthe ball point &ink-reservoir c | 13 827                         | 293 411                       | 183 902                    | 1 846 551                     |
| 9608919000 | Pen nibs and nib points of oth material                                | 8 575                          | 161 253                       | 279 375                    | 2 992 151                     |
| 9608991000 | Duplicating stylos   | 47                             | 23 419                        | 200                        | 43 744                        |



**I.3. IMPOR MENURUT KOMODITI / IMPORT BY HS COMMODITY**  
**\*\*\* NOVEMBER/NOVEMBER 2013 \*\*\***

| HS         | Uraian Komoditi<br>Commodity Description                                | Berat Bersih / Net Weight (Kg) |                               | Nilai / Value C.I.F (US\$) |                               |
|------------|---|--------------------------------|-------------------------------|----------------------------|-------------------------------|
|            |   | Bulan ini<br>Current Month     | Kumulatif<br>Cum.Jan. to date | Bulan ini<br>Current Month | Kumulatif<br>Cum.Jan. to date |
| 9608999100 | Parts of ball point pens of plastics                                    | 27 839                         | 470 619                       | 45 146                     | 1 323 220                     |
| 9608999900 | Penholders,pencil-holders&similar holder;parts of ball point of oth     | 43 342                         | 657 649                       | 339 671                    | 4 914 242                     |
| 9609101000 | Black pencils, with lead encased in a rigid sheath                      | 121 360                        | 961 524                       | 151 241                    | 1 696 379                     |
| 9609109000 | Crayons & oth pencils with lead encased in a rigid sheath               | 142 690                        | 1 385 823                     | 360 127                    | 3 361 522                     |
| 9609200000 | Pencil leads, black or coloured   | 107 184                        | 1 598 603                     | 765 330                    | 6 331 342                     |
| 9609901000 | Slate pencils for school slates   | 9                              | 87 987                        | 332                        | 318 393                       |
| 9609903000 | Pencils & crayons other than those of subheading 9609.10                | 40 106                         | 909 394                       | 65 397                     | 1 441 737                     |
| 9609909100 | Writing or drawing chalks   | 19 976                         | 100 645                       | 7 290                      | 125 653                       |
| 9609909900 | Pastels, drawing charcoals, tailors' cha and other pencils              | 152 568                        | 1 121 408                     | 124 006                    | 2 133 614                     |
| 9610001000 | School slates, with writing or drawing surfaces                         | 21                             | 44 354                        | 79                         | 106 310                       |
| 9610009000 | Boards and oth slates, with writing or drawing surfaces                 | 39 118                         | 337 585                       | 88 530                     | 967 301                       |
| 9611000000 | Date, seal/numbering stamps & the like, in the hand operatd;hand        | 9 362                          | 157 359                       | 144 468                    | 1 454 056                     |
| 9612101000 | Ribbons of textile fabric   | 18 446                         | 269 176                       | 203 586                    | 2 663 189                     |
| 9612109000 | Ribbons of other materials or similar ribbons                           | 98 328                         | 905 409                       | 839 929                    | 13 148 038                    |
| 9612200000 | Ink-pads  | 10 618                         | 50 767                        | 13 419                     | 115 401                       |
| 9613101000 | Pocket lighters, gas fuelled, non-refillable of plastics                | 863 794                        | 8 792 614                     | 1 956 925                  | 19 237 959                    |
| 9613109000 | Pocket lighters, gas fuelled, non-refillable of other materials         | 1                              | 47 821                        | 2                          | 33 147                        |
| 9613201000 | Pocket lighters, gas fuelled, refillable of plastics                    | 82 531                         | 776 288                       | 113 214                    | 863 740                       |
| 9613801000 | Piezo-electric lighters for stoves and ranges                           | 10 895                         | 126 923                       | 81 577                     | 623 325                       |
| 9613802000 | Cigarette lighters or table lighter of plastics                         | 0                              | 1                             | 0                          | 113                           |
| 9613803000 | Cigarette lighters or table lighter of other materials                  | 0                              | 7                             | 0                          | 129                           |
| 9613809000 | Other lighters  | 3 221                          | 55 838                        | 100 449                    | 1 274 260                     |
| 9613901000 | Refilled cartridge or oth receptacles part of mech ncl lighter,cont li  | 2                              | 12 381                        | 72                         | 254 646                       |
| 9613909000 | Other parts of lighters   | 161 112                        | 1 545 069                     | 1 252 273                  | 11 061 216                    |
| 9614001000 | Roughly shaped blocks of wood or root for the manufacture of pipe       | 0                              | 6 409                         | 0                          | 1 855                         |
| 9614009000 | Smoking pipes and cigar or cigarette holder and parts thereof           | 3 872                          | 15 349                        | 7 590                      | 114 890                       |
| 9615112000 | Combs, hair-slides and the like of hard rubbers                         | 3 858                          | 56 607                        | 12 213                     | 205 779                       |
| 9615113000 | Combs, hair-slides and the like of plastics                             | 88 778                         | 1 267 726                     | 176 840                    | 3 141 987                     |
| 9615190000 | Combs, hair-slides and the like other than hard rubbers or plastics     | 252 681                        | 2 675 278                     | 377 645                    | 5 331 665                     |
| 9615901100 | Decorative hair pins of aluminium                                       | 320                            | 6 128                         | 2 860                      | 57 354                        |
| 9615901200 | Decorative hair pins of iron or steel                                   | 724                            | 15 050                        | 2 419                      | 111 102                       |
| 9615901300 | Decorative hair pins of plastics  | 0                              | 2 445                         | 0                          | 26 378                        |
| 9615901900 | Other decorative hair pins Oth. decorative hair pins                    | 3 618                          | 125 745                       | 6 806                      | 272 656                       |
| 9615902100 | Parts of combs, hair pins and the like of aluminium                     | 0                              | 16                            | 0                          | 1 664                         |
| 9615902200 | Parts of combs, hair pins and the like of iron or steel                 | 0                              | 200                           | 0                          | 2 499                         |
| 9615902300 | Parts of combs, hair pins and the like of plastics                      | 0                              | 15                            | 0                          | 1 026                         |
| 9615902900 | Other parts of combs, hair pins, and the like                           | 40                             | 22 359                        | 134                        | 36 064                        |
| 9615909100 | Curling grips, hair-curlers and the like of aluminium                   | 0                              | 72 707                        | 0                          | 148 294                       |
| 9615909200 | Curling grips, hair-curlers and the like of iron or steel               | 1 036                          | 3 150                         | 3 965                      | 50 126                        |
| 9615909300 | Curling grips, hair-curlers and the like of plastics                    | 1                              | 42 214                        | 3                          | 71 180                        |
| 9615909900 | Other curling grips, hair-curlers and the like                          | 6 078                          | 98 515                        | 12 006                     | 251 295                       |
| 9616101000 | Scent sprays and similar toilet sprays                                  | 112 750                        | 1 572 893                     | 940 487                    | 12 526 966                    |
| 9616102000 | Mounts and heads of scent sprays and similar toilet sprays              | 135 292                        | 1 616 826                     | 565 740                    | 6 886 501                     |
| 9616200000 | Powder-puffs & pads for the application of cosmetics or toilet prep     | 46 013                         | 440 800                       | 796 857                    | 5 519 436                     |
| 9617001000 | Vacuum flasks and other vacuum vessels                                  | 169 249                        | 1 874 627                     | 338 468                    | 4 334 824                     |
| 9617002000 | Parts of vacuum flasks or vacuum vessels                                | 805                            | 15 822                        | 21 193                     | 158 769                       |
| 9618000000 | Tailor' dummies, oth lay figure; automata & animated displ. shop w      | 21 071                         | 248 073                       | 221 922                    | 2 641 673                     |
| 9619001100 | Disposable sanitary towel, tampon, napkin with an absorbent core of     | 117 368                        | 783 310                       | 329 417                    | 2 204 696                     |
| 9619001900 | Oth disposable sanitary towel, tampons, napkins and napkin liners       | 3 517 361                      | 32 428 305                    | 12 998 449                 | 121 338 090                   |
| 9619009110 | Sanitary towel, tampon, napkin, knitted or crocheted with an absorb     | 0                              | 35                            | 0                          | 361                           |
| 9619009190 | Sanitary towel, tampon, napkin, knitted or crocheted with an absorb     | 27                             | 968                           | 51                         | 5 285                         |
| 9619009910 | Oth sanitary towel, tampons, napkins, with an absorbent core of w       | 0                              | 12 806                        | 0                          | 30 240                        |
| 9619009990 | Oth sanitary towel, tampons, napkins, with an absorbent core of w       | 3                              | 25 157                        | 98                         | 46 712                        |
| 9701100000 | Paintings, drawings and pastels, executed entirely by hand              | 3 408                          | 107 472                       | 93 832                     | 830 262                       |
| 9701900000 | Colleges & similar decorative plaques executed entirely by hand         | 307                            | 54 215                        | 6 555                      | 431 856                       |
| 9702000000 | Original engravings, prints & lithographs                               | 36                             | 9 375                         | 53                         | 38 378                        |
| 9703001000 | Original sculptures & statuary of metal sculptures and statuary, in a   | 1 384                          | 21 215                        | 17 289                     | 265 760                       |
| 9703002000 | Original sculptures & statuary of stone sculptures and statuary, in a   | 11 474                         | 265 037                       | 11 641                     | 120 661                       |
| 9703003000 | Original sculptures & statuary of plastic sculptures and statuary, in a | 977                            | 7 565                         | 11 383                     | 26 593                        |
| 9703004000 | Original sculptures & statuary of wood sculptures and statuary, in a    | 0                              | 172                           | 0                          | 1 225                         |
| 9703005000 | Original sculptures & statuary of clay sculptures and statuary, in an   | 0                              | 60 792                        | 0                          | 17 533                        |
| 9703009000 | Original sculptures & statuary of other sculptures and statuary, in a   | 128 734                        | 278 788                       | 13 646                     | 136 215                       |
| 9704000000 | Postage/revenue stamps, stamp postmark, first-day covers, stamps        | 0                              | 2                             | 0                          | 920                           |
| 9705000020 | Collection and collectors pieces of archaeological interest             | 0                              | 66                            | 0                          | 11 000                        |
| 9705000090 | Collection and collectors pieces of other interest                      | 1                              | 366                           | 2                          | 1 193                         |
| 9706000000 | Antiques of an age exceeding one hundred years                          | 0                              | 80                            | 0                          | 7 062                         |
| 9801101000 | Sedan of head 8703 with cylinder cap <1500 cc, incompletely knoc        | 0                              | 1 717                         | 0                          | 128 626                       |
| 9801102000 | Oth vhcl of head 8703 with (4x2) system incompletely knocked dov        | 1 610 048                      | 12 828 146                    | 16 279 856                 | 138 441 411                   |
| 9801103000 | Oth vhcl of head 8703 with (4x4) system incompletely knocked dov        | 0                              | 200                           | 0                          | 64 519                        |
| 9801201000 | Vhcls of head 8704 with gross weight <=5 ton, incompletely knocke       | 114 775                        | 2 256 826                     | 1 468 785                  | 28 434 273                    |
| 9801202000 | Vhcls of head 8704 with 5 ton < gross weight <= 24 ton, incmpltly k     | 2 657 053                      | 50 546 263                    | 24 981 320                 | 560 863 996                   |

**I.3. IMPOR MENURUT KOMODITI / IMPORT BY HS COMMODITY**  
**\*\*\* NOVEMBER/NOVEMBER 2013 \*\*\***

| HS                  | Uraian Komoditi<br><i>Commodity Description</i>                    | Berat Bersih / <i>Net Weight (Kg)</i> |                                      | Nilai / <i>Value C.I.F (US\$)</i> |                                      |
|---------------------|--|---------------------------------------|--------------------------------------|-----------------------------------|--------------------------------------|
|                     |  | Bulan ini<br><i>Current Month</i>     | Kumulatif<br><i>Cum.Jan. to date</i> | Bulan ini<br><i>Current Month</i> | Kumulatif<br><i>Cum.Jan. to date</i> |
| 9801203000          | Vhcls of head 8704 with gross weight>24 ton,incmpltly knocked dc   | 3 362 461                             | 39 413 334                           | 30 919 358                        | 417 368 010                          |
| 9801302000          | Vhcls of head 8702 with 5 tons < grosweight <= 24 ton, incmpltly k | 817 858                               | 7 544 801                            | 7 166 637                         | 76 395 997                           |
| 9802100000          | Rotary internal/spark-ignition combustcomprsn-ignition pist engin  | 70 162                                | 900 783                              | 1 514 426                         | 17 503 783                           |
| 9802200000          | Gear boxes, of incomplete knocked down                             | 118 842                               | 2 001 725                            | 2 071 816                         | 28 642 268                           |
| 9802300000          | Drive-axles, of incomplete knocked down                            | 41 131                                | 460 854                              | 572 871                           | 6 181 876                            |
| 9803000000          | Blank for motor vehicles component, made from base metal           | 864 043                               | 10 281 574                           | 3 141 288                         | 38 862 256                           |
| <b>TOTAL IMPORT</b> |  | <b>11 653 190 043</b>                 | <b>128 769 982 067</b>               | <b>15 149 325 413</b>             | <b>171 172 804 899</b>               |

<http://www.bps.go.id>

**I.4. IMPOR MENURUT NEGARA ASAL / IMPORT BY COUNTRY OF ORIGIN**  
**\*\*\* NOVEMBER/NOVEMBER 2013 \*\*\***

| Country Code | Negara Asal<br>Country of origin       | Berat bersih / Net weight (Kg) |                                | Nilai / Value C.I.F (US \$) |                                |
|--------------|--|--------------------------------|--------------------------------|-----------------------------|--------------------------------|
|              |  | Bulan ini<br>Current month     | Kumulatif<br>Cum. Jan. to date | Bulan ini<br>Current month  | Kumulatif<br>Cum. Jan. to date |
| 111          | JP Japan                               | 360 068 488                    | 4 699 657 767                  | 1 491 492 153               | 17 741 875 815                 |
| 112          | HK Hong Kong                           | 29 042 617                     | 451 239 510                    | 182 647 664                 | 1 911 033 345                  |
| 113          | KP Korea, Democratic People's Republic | 143 630                        | 10 859 330                     | 140 509                     | 13 311 217                     |
| 114          | KR Korea, Republic Of                  | 580 358 070                    | 6 519 807 494                  | 946 894 691                 | 10 605 409 618                 |
| 115          | TW Taiwan                              | 186 064 721                    | 2 437 148 018                  | 338 272 779                 | 4 098 598 705                  |
| 116          | CN China                               | 1 165 565 841                  | 13 003 914 828                 | 2 560 947 165               | 27 498 827 233                 |
| 117          | MN Mongolia                            | 1                              | 20 703 713                     | 289                         | 2 968 385                      |
| 118          | MO Macau                               | 144 007                        | 974 198                        | 1 000 647                   | 6 846 260                      |
| 120          | PG Papua New Guinea                    | 2 216 852                      | 36 706 076                     | 4 045 545                   | 76 714 883                     |
| 121          | TH Thailand                            | 416 873 903                    | 6 317 968 480                  | 747 543 027                 | 10 036 724 008                 |
| 122          | SG Singapore                           | 1 686 996 757                  | 17 883 557 464                 | 2 156 524 237               | 23 431 674 430                 |
| 123          | PH Philippines                         | 30 103 804                     | 224 767 528                    | 53 833 942                  | 724 518 598                    |
| 124          | MY Malaysia                            | 1 194 696 977                  | 11 880 813 837                 | 1 231 058 717               | 12 211 651 202                 |
| 125          | MM Myanmar (form. Burma)               | 1 430 292                      | 71 534 337                     | 973 794                     | 65 520 837                     |
| 126          | KH Cambodia                            | 37 265                         | 1 872 809                      | 1 222 322                   | 15 694 921                     |
| 127          | BN Brunei Darussalam                   | 2 162 803                      | 699 843 643                    | 862 329                     | 575 526 265                    |
| 128          | LA Lao People's Democratic Republic    | 219 918                        | 1 548 053                      | 1 267 043                   | 7 538 078                      |
| 129          | NP Nepal                               | 387                            | 5 219                          | 5 648                       | 106 138                        |
| 130          | BT Bhutan                              | 7                              | 7                              | 740                         | 740                            |
| 131          | VN Viet Nam                            | 303 861 278                    | 3 143 868 395                  | 272 180 143                 | 2 532 592 372                  |
| 132          | MV Maldives                            | 0                              | 311                            | 0                           | 5 856                          |
| 133          | IN India                               | 199 420 276                    | 4 244 399 726                  | 222 642 575                 | 3 635 372 657                  |
| 134          | PK Pakistan                            | 6 742 811                      | 131 272 055                    | 10 282 666                  | 158 192 559                    |
| 135          | BD Bangladesh                          | 4 236 971                      | 65 933 235                     | 4 860 079                   | 84 624 217                     |
| 136          | LK Sri Lanka                           | 5 840 017                      | 57 588 343                     | 4 016 942                   | 45 915 791                     |
| 137          | AF Afghanistan                         | 25                             | 417                            | 1 891                       | 15 916                         |
| 138          | ID Indonesia                           | 2 968 298                      | 33 077 907                     | 15 007 920                  | 163 378 612                    |
| 139          | OS Oth.south & S.e Asia                | 0                              | 10                             | 0                           | 4 063                          |
| 141          | IQ Iraq                                | 0                              | 112                            | 0                           | 574                            |
| 142          | IR Iran (islamic Republic Of)          | 7 377 015                      | 130 515 235                    | 4 455 270                   | 95 029 984                     |
| 143          | SA Saudi Arabia                        | 711 790 524                    | 6 476 195 199                  | 664 289 526                 | 6 001 616 468                  |
| 144          | IL Israel                              | 43 389                         | 1 210 205                      | 1 246 136                   | 13 935 144                     |
| 145          | KW Kuwait                              | 135 717 290                    | 1 243 845 527                  | 115 282 558                 | 1 125 188 397                  |
| 146          | JO Jordan                              | 52 499 998                     | 823 454 989                    | 14 109 509                  | 293 777 573                    |
| 148          | LB Lebanon                             | 63 359                         | 438 562                        | 304 746                     | 999 674                        |
| 149          | PN Palestina                           | 3                              | 65 741                         | 6 143                       | 186 048                        |
| 151          | YE Yemen                               | 208 551                        | 3 714 948                      | 276 684                     | 2 661 069                      |
| 152          | OM Oman                                | 27 854 425                     | 233 288 276                    | 28 574 957                  | 241 414 389                    |
| 153          | SY Syria Arab Republic                 | 80                             | 539 252                        | 468                         | 1 476 716                      |
| 154          | TR Turkey                              | 29 034 357                     | 1 536 367 445                  | 21 328 814                  | 1 300 058 717                  |
| 155          | AE United Arab Emirates                | 208 138 489                    | 1 637 188 024                  | 195 918 807                 | 1 608 787 355                  |
| 156          | QA Qatar                               | 21 951 852                     | 1 453 119 793                  | 31 329 774                  | 1 345 587 974                  |
| 157          | BH Bahrain                             | 8 662 399                      | 86 205 869                     | 2 374 912                   | 77 284 216                     |
| 158          | CY Cyprus                              | 72 006                         | 1 700 894                      | 151 395                     | 4 148 018                      |
| 159          | OD Oth.west Asia                       | 80 123                         | 80 247                         | 142 667                     | 183 071                        |
| 211          | EG Egypt                               | 39 049 038                     | 654 771 316                    | 6 285 434                   | 114 232 191                    |
| 212          | LY Libyan Arab Jamahiriya              | 0                              | 435 739 409                    | 0                           | 375 585 977                    |
| 213          | MA Morocco                             | 10 366 872                     | 309 727 046                    | 7 899 980                   | 110 908 014                    |
| 214          | TN Tunisia                             | 1 033 862                      | 16 915 859                     | 947 757                     | 25 221 119                     |
| 215          | DZ Algeria                             | 518 280                        | 434 482 373                    | 111 430                     | 356 864 695                    |
| 216          | SD Sudan                               | 1 708                          | 3 548 267                      | 7 650                       | 3 620 092                      |
| 217          | ER Eritrea                             | 0                              | 42                             | 0                           | 1 021                          |
| 218          | LS Lesotho                             | 6 127                          | 6 127                          | 86 959                      | 86 959                         |
| 219          | NA Namibia                             | 6                              | 203 350                        | 200                         | 614 602                        |
| 220          | EH Western Sahara                      | 0                              | 112                            | 0                           | 2 385                          |
| 221          | ET Ethiopia                            | 1 015 002                      | 18 835 882                     | 836 774                     | 13 402 725                     |
| 222          | TZ Tanzania, United Republic Of        | 5 254 569                      | 24 133 354                     | 10 715 628                  | 44 770 609                     |
| 223          | MG Madagascar                          | 89 177                         | 1 288 864                      | 695 656                     | 8 913 185                      |
| 224          | SO Somalia                             | 0                              | 84                             | 0                           | 6 948                          |
| 225          | KE Kenya                               | 1 428 927                      | 17 493 052                     | 813 768                     | 12 870 453                     |
| 226          | RE Reunion                             | 2 240 580                      | 12 842 644                     | 414 817                     | 2 480 122                      |
| 227          | MZ Mozambique                          | 2 095 512                      | 33 102 378                     | 4 246 942                   | 53 324 601                     |
| 228          | BW Botswana                            | 0                              | 150                            | 0                           | 2 733                          |
| 230          | TG Togo                                | 1 133 364                      | 12 358 406                     | 956 766                     | 13 294 210                     |
| 231          | GH Ghana                               | 106                            | 10 626 823                     | 1 777                       | 25 539 431                     |
| 232          | LR Liberia                             | 280                            | 18 680 152                     | 4 530                       | 6 396 488                      |
| 233          | GN Guinea                              | 0                              | 80 501                         | 0                           | 164 675                        |
| 234          | AO Angola                              | 1                              | 255 385 637                    | 244                         | 212 712 189                    |
| 235          | CG Congo                               | 86 218                         | 472 484                        | 121 592                     | 504 612                        |
| 236          | CM Cameroon                            | 473 012                        | 9 730 193                      | 894 143                     | 16 710 249                     |
| 237          | NG Nigeria                             | 511 018 012                    | 3 219 574 168                  | 418 637 190                 | 2 704 728 226                  |
| 238          | SL Sierra Leone                        | 17                             | 98 813                         | 1 038                       | 153 684                        |
| 239          | GA Gabon                               | 140                            | 262 309                        | 1 385                       | 405 615                        |
| 240          | CI Cote D'ivoire                       | 3 072 163                      | 27 437 576                     | 6 793 459                   | 59 442 407                     |
| 241          | SN Senegal                             | 199 807                        | 3 044 857                      | 394 915                     | 3 963 053                      |

**I.4. IMPOR MENURUT NEGARA ASAL / IMPORT BY COUNTRY OF ORIGIN**  
**\*\*\* NOVEMBER/NOVEMBER 2013 \*\*\***

| Country Code | Negara Asal<br>Country of origin    | Berat bersih / Net weight (Kg) |                                | Nilai / Value C.I.F (US \$) |                                |
|--------------|-------------------------------------|--------------------------------|--------------------------------|-----------------------------|--------------------------------|
|              |                                     | Bulan ini<br>Current month     | Kumulatif<br>Cum. Jan. to date | Bulan ini<br>Current month  | Kumulatif<br>Cum. Jan. to date |
| 242          | MR Mauritania                       | 0                              | 1 549 544                      | 0                           | 636 283                        |
| 243          | ML Mali                             | 1 222 957                      | 20 006 273                     | 2 687 527                   | 41 305 488                     |
| 244          | BJ Benin                            | 539 991                        | 13 455 446                     | 1 008 486                   | 24 235 976                     |
| 245          | BF Burkina Faso                     | 2 691 427                      | 43 092 724                     | 5 537 134                   | 84 834 797                     |
| 246          | GW Guinea Bissau                    | 0                              | 16 845                         | 0                           | 18 530                         |
| 247          | GM Gambia                           | 0                              | 40                             | 0                           | 1 303                          |
| 248          | VI U.s. Virgin Islands              | 63                             | 216 687                        | 4 654                       | 1 036 560                      |
| 249          | SC Seychelles                       | 0                              | 66 093                         | 0                           | 839 749                        |
| 251          | UG Uganda                           | 1 800                          | 9 631 528                      | 15 004                      | 19 608 248                     |
| 252          | CF Central African Republic         | 418 104                        | 6 039 106                      | 907 399                     | 12 166 400                     |
| 253          | NE Niger                            | 682                            | 23 137                         | 17 800                      | 281 438                        |
| 254          | TD Chad                             | 100 991                        | 3 155 779                      | 205 156                     | 6 401 667                      |
| 255          | DJ Djibouti                         | 72 064                         | 546 064                        | 50 653                      | 380 614                        |
| 256          | SH Saint Helena                     | 59                             | 96 927                         | 685                         | 163 620                        |
| 257          | ST Sao Tome And Principe            | 0                              | 117                            | 0                           | 3 498                          |
| 260          | SZ Swaziland                        | 1 432                          | 997 767                        | 202 699                     | 3 587 868                      |
| 261          | ZA South Africa                     | 41 055 458                     | 580 935 717                    | 36 667 493                  | 587 182 028                    |
| 262          | ZW Zimbabwe                         | 1 755 683                      | 9 445 217                      | 4 842 239                   | 27 604 802                     |
| 263          | ZM Zambia                           | 984 360                        | 7 530 810                      | 2 002 823                   | 14 877 996                     |
| 264          | MW Malawi                           | 147 115                        | 3 034 215                      | 364 111                     | 7 374 241                      |
| 265          | KM Comoros                          | 0                              | 4 193                          | 0                           | 49 687                         |
| 267          | MU Mauritius                        | 313 721                        | 2 457 208                      | 669 107                     | 5 843 924                      |
| 268          | RW Rwanda                           | 0                              | 36 015                         | 0                           | 78 872                         |
| 269          | ZR Zaire                            | 0                              | 18                             | 0                           | 3 548                          |
| 298          | VG Virgin Islands (british)         | 11 840 432                     | 12 539 030                     | 11 918 357                  | 13 270 804                     |
| 299          | OF Other Africa                     | 0                              | 1 396                          | 0                           | 15 699                         |
| 311          | AU Australia                        | 1 099 147 972                  | 8 786 123 807                  | 530 911 619                 | 4 584 068 916                  |
| 312          | NZ New Zealand                      | 40 080 992                     | 576 844 176                    | 67 048 221                  | 715 002 979                    |
| 318          | FM Micronesia, Federated States Of  | 215                            | 1 436                          | 833                         | 5 371                          |
| 319          | GU Guam                             | 0                              | 1                              | 0                           | 30                             |
| 321          | NR Nauru                            | 0                              | 24 527                         | 0                           | 62 172                         |
| 322          | NC New Caledonia                    | 122 460                        | 606 801                        | 42 861                      | 284 895                        |
| 323          | NU Niue                             | 1                              | 45                             | 1                           | 3 263                          |
| 325          | VC Saint Vincent And The Grenadines | 0                              | 20 978 127                     | 0                           | 1 471 893                      |
| 326          | VU Vanuatu                          | 160 000                        | 160 008                        | 76 000                      | 76 044                         |
| 327          | WF Wallis And Futuna Islands        | 0                              | 1                              | 0                           | 1                              |
| 328          | IO British Indian Ocean Territory   | 0                              | 254                            | 0                           | 2 288                          |
| 329          | ON Oth.oceania                      | 0                              | 9                              | 0                           | 1                              |
| 331          | AS American Samoa                   | 726 920                        | 2 249 359                      | 1 150 617                   | 4 339 419                      |
| 332          | CK Cook Islands                     | 456                            | 566 543                        | 7 047                       | 551 775                        |
| 333          | FJ Fiji                             | 303 394                        | 2 349 772                      | 201 385                     | 2 498 749                      |
| 334          | KI Kiribati                         | 2 478                          | 2 488                          | 12 110                      | 12 229                         |
| 335          | MH Marshall Islands                 | 43 560                         | 1 637 615                      | 140 299                     | 2 543 897                      |
| 336          | WS Samoa                            | 3                              | 242 459                        | 3                           | 637 845                        |
| 337          | SB Solomon Islands                  | 150 000                        | 1 635 309                      | 379 057                     | 3 357 396                      |
| 338          | TO Tonga                            | 0                              | 9                              | 0                           | 1                              |
| 340          | CX Christmas Islands                | 0                              | 26 800 040                     | 0                           | 4 284 188                      |
| 342          | CC Cocos (keeling) Islands          | 0                              | 20 888                         | 0                           | 33 157                         |
| 343          | TK Tokelau                          | 0                              | 40 726                         | 0                           | 263 051                        |
| 391          | TL East Timor                       | 145 986                        | 414 590                        | 56 266                      | 200 582                        |
| 411          | US United States                    | 542 583 048                    | 5 634 152 525                  | 723 288 679                 | 8 355 065 800                  |
| 412          | CA Canada                           | 252 506 470                    | 3 145 237 494                  | 144 634 683                 | 1 887 448 774                  |
| 421          | MX Mexico                           | 50 112 515                     | 340 064 961                    | 32 388 539                  | 502 102 896                    |
| 422          | GT Guatemala                        | 358                            | 11 287 436                     | 7 783                       | 6 012 492                      |
| 423          | HN Honduras                         | 5 887                          | 1 061 897                      | 61 063                      | 1 366 962                      |
| 424          | NI Nicaragua                        | 316                            | 24 657                         | 6 407                       | 834 009                        |
| 425          | PA Panama                           | 386 502                        | 54 262 580                     | 435 439                     | 13 641 406                     |
| 426          | CU Cuba                             | 52                             | 3 470                          | 91 730                      | 378 946                        |
| 427          | CB Curacao                          | 0                              | 5                              | 0                           | 30                             |
| 428          | SR Suriname                         | 0                              | 53                             | 0                           | 1 552                          |
| 431          | CL Chile                            | 11 285 308                     | 559 619 056                    | 11 503 878                  | 207 995 753                    |
| 432          | VE Venezuela                        | 1 249                          | 144 068                        | 86 710                      | 614 510                        |
| 433          | AR Argentina                        | 109 751 606                    | 2 908 519 472                  | 66 871 692                  | 1 562 541 441                  |
| 434          | BR Brazil                           | 867 515 896                    | 3 981 286 269                  | 313 164 003                 | 1 976 519 438                  |
| 435          | CO Colombia                         | 232 995                        | 5 132 992                      | 969 692                     | 14 558 682                     |
| 436          | BO Bolivia                          | 0                              | 875                            | 0                           | 42 508                         |
| 437          | UY Uruguay                          | 4 459 905                      | 33 232 916                     | 4 020 410                   | 24 987 033                     |
| 438          | PY Paraguay                         | 743 442                        | 136 608 203                    | 815 328                     | 81 584 996                     |
| 441          | EC Ecuador                          | 1 257 290                      | 3 501 786                      | 4 010 383                   | 9 706 863                      |
| 442          | PE Peru                             | 1 328 679                      | 150 413 082                    | 1 902 019                   | 49 520 947                     |
| 443          | GY Guyana                           | 0                              | 710 471                        | 0                           | 437 159                        |
| 444          | TT Trinidad And Tobago              | 496 710                        | 1 596 415                      | 184 914                     | 645 390                        |
| 445          | BS Bahamas                          | 416                            | 4 836 373                      | 2 065                       | 6 473 168                      |
| 446          | JM Jamaica                          | 1 177                          | 181 911                        | 7 944                       | 504 576                        |
| 447          | PR Puerto Rico                      | 51 889                         | 3 240 214                      | 1 793 192                   | 12 681 543                     |

**I.4. IMPOR MENURUT NEGARA ASAL / IMPORT BY COUNTRY OF ORIGIN**  
**\*\*\* NOVEMBER/NOVEMBER 2013 \*\*\***

| Country Code | Negara Asal<br>Country of origin    | Berat bersih / Net weight (Kg) |                                | Nilai / Value C.I.F (U S \$) |                                |
|--------------|-------------------------------------|--------------------------------|--------------------------------|------------------------------|--------------------------------|
|              |                                     | Bulan ini<br>Current month     | Kumulatif<br>Cum. Jan. to date | Bulan ini<br>Current month   | Kumulatif<br>Cum. Jan. to date |
| 448          | BZ Belize                           | 11 756                         | 356 997                        | 145 287                      | 1 609 264                      |
| 449          | DO Dominican Republic               | 54 008                         | 3 572 724                      | 75 857                       | 3 020 104                      |
| 450          | SV El Salvador                      | 12 467                         | 95 555 458                     | 352 246                      | 56 101 870                     |
| 451          | CR Costa Rica                       | 314 012                        | 43 422 883                     | 431 038                      | 26 224 378                     |
| 452          | HT Haiti                            | 376                            | 1 001                          | 34 809                       | 63 337                         |
| 453          | BB Barbados                         | 0                              | 750                            | 0                            | 15 997                         |
| 454          | AG Antigua And Barbuda              | 0                              | 7 233 742                      | 0                            | 4 621 412                      |
| 455          | AI Anguilla                         | 0                              | 1 364                          | 0                            | 30 979                         |
| 456          | AW Aruba                            | 0                              | 7                              | 0                            | 214 787                        |
| 457          | BM Bermuda                          | 0                              | 325 826 398                    | 0                            | 267 495 409                    |
| 458          | CV Cape Verde                       | 0                              | 1 097                          | 0                            | 13 441                         |
| 459          | KY Cayman Islands                   | 0                              | 211                            | 0                            | 9 220                          |
| 460          | DM Dominica                         | 0                              | 372 556                        | 0                            | 116 636                        |
| 461          | FK Falkland Islands (malvinas)      | 0                              | 96                             | 0                            | 2 854                          |
| 463          | PF French Polynesia                 | 321 330                        | 361 055                        | 54 626                       | 74 588                         |
| 464          | GL Greenland                        | 19 168                         | 396 997                        | 59 984                       | 975 563                        |
| 465          | GD Grenada                          | 0                              | 35 626                         | 0                            | 55 300                         |
| 466          | MQ Martinique                       | 0                              | 230 941                        | 0                            | 43 898                         |
| 467          | AN Netherlands Antilles             | 116 766                        | 512 801                        | 126 349                      | 4 748 344                      |
| 468          | NF Norfolk Islands                  | 0                              | 131 218                        | 0                            | 594 352                        |
| 470          | SM San Marino                       | 1 483                          | 2 135                          | 38 660                       | 55 845                         |
| 471          | TC Turks And Caicos Islands         | 0                              | 8                              | 0                            | 107                            |
| 472          | GP Guadeloupe                       | 0                              | 1 845                          | 0                            | 18 602                         |
| 473          | KN Saint Kitts And Nevis            | 0                              | 3 900                          | 0                            | 18 552                         |
| 511          | GB United Kingdom                   | 22 121 782                     | 486 025 127                    | 80 466 533                   | 1 009 708 758                  |
| 512          | NL Netherlands                      | 23 271 131                     | 348 794 837                    | 104 718 315                  | 963 803 470                    |
| 513          | FR France                           | 28 612 292                     | 450 689 290                    | 115 684 137                  | 1 455 565 220                  |
| 514          | DE Germany, Fed. Rep. Of            | 73 403 327                     | 1 035 468 527                  | 343 321 143                  | 4 108 116 271                  |
| 515          | AT Austria                          | 2 144 530                      | 44 112 277                     | 28 633 737                   | 342 595 793                    |
| 516          | BE Belgium                          | 20 074 062                     | 298 007 782                    | 77 074 877                   | 598 009 967                    |
| 517          | CH Switzerland                      | 3 188 477                      | 43 502 777                     | 61 313 328                   | 635 626 381                    |
| 518          | LU Luxembourg                       | 149 620                        | 2 989 193                      | 1 202 540                    | 16 174 946                     |
| 520          | MC Monaco                           | 938                            | 18 430                         | 22 111                       | 908 699                        |
| 521          | DK Denmark                          | 1 207 661                      | 27 549 417                     | 12 257 413                   | 184 814 902                    |
| 522          | NO Norway                           | 14 277 586                     | 168 678 208                    | 17 537 748                   | 206 744 811                    |
| 523          | SE Sweden                           | 14 413 049                     | 200 626 959                    | 42 623 161                   | 788 589 354                    |
| 524          | FI Finland                          | 5 103 794                      | 70 778 137                     | 41 944 125                   | 383 097 469                    |
| 525          | IE Ireland                          | 3 702 965                      | 27 150 342                     | 9 986 136                    | 103 901 448                    |
| 526          | IT Italy                            | 16 613 890                     | 383 078 469                    | 145 616 509                  | 1 549 879 131                  |
| 527          | ES Spain                            | 5 487 343                      | 86 562 095                     | 28 785 680                   | 513 017 063                    |
| 528          | PT Portugal                         | 335 970                        | 9 072 578                      | 1 780 445                    | 39 193 593                     |
| 529          | IS Iceland                          | 685                            | 134 803                        | 18 281                       | 316 769                        |
| 530          | MS Montserrat                       | 0                              | 2 024                          | 0                            | 4 569                          |
| 531          | GR Greece                           | 5 697 012                      | 138 799 208                    | 5 061 782                    | 78 920 862                     |
| 532          | VA Vatican City State (holy See)    | 1                              | 100                            | 1                            | 8                              |
| 533          | AD Andorra                          | 64                             | 1 093                          | 1                            | 719                            |
| 534          | LI Liechtenstein                    | 2 221                          | 54 470                         | 75 192                       | 741 444                        |
| 540          | CD Democratic Republic Of The Congo | 421 473                        | 1 803 771                      | 875 131                      | 4 327 778                      |
| 542          | HU Hungary                          | 264 988                        | 4 360 045                      | 4 494 195                    | 99 373 435                     |
| 543          | PL Poland                           | 5 277 428                      | 48 952 233                     | 16 907 126                   | 138 881 364                    |
| 544          | RO Romania                          | 94 440                         | 2 332 575                      | 1 199 940                    | 26 576 456                     |
| 545          | BG Bulgaria                         | 5 006 322                      | 41 218 457                     | 5 028 339                    | 47 805 312                     |
| 548          | AL Albania                          | 469                            | 2 155 666                      | 20 171                       | 676 664                        |
| 549          | AM Armenia                          | 12 450                         | 13 476                         | 4 856                        | 23 974                         |
| 550          | AZ Azerbaijan                       | 132 672 560                    | 2 020 867 867                  | 109 699 790                  | 1 627 790 824                  |
| 551          | BY Belarus                          | 89 333                         | 272 765 558                    | 186 950                      | 128 221 059                    |
| 552          | KZ Kazakhstan                       | 692 011                        | 6 814 866                      | 1 389 332                    | 15 494 425                     |
| 553          | KG Kyrgyzstan                       | 17 006                         | 466 888                        | 149 568                      | 1 133 380                      |
| 554          | MD Moldova, Republic Of             | 8 858 598                      | 10 040 125                     | 2 689 049                    | 4 187 248                      |
| 555          | TJ Tajikistan                       | 0                              | 45 363                         | 0                            | 92 821                         |
| 556          | TM Turkmenistan                     | 44 224                         | 1 591 627                      | 86 007                       | 2 914 867                      |
| 557          | UA Ukraine                          | 127 942 734                    | 997 555 144                    | 39 395 456                   | 499 486 525                    |
| 558          | UZ Uzbekistan                       | 334 528                        | 2 161 383                      | 4 198 320                    | 22 613 185                     |
| 559          | LT Lithuania                        | 277 724                        | 5 848 020                      | 336 925                      | 5 641 167                      |
| 560          | LV Latvia                           | 1 629                          | 6 090 789                      | 54 196                       | 5 151 318                      |
| 561          | EE Estonia                          | 22 280                         | 989 017                        | 95 733                       | 2 702 087                      |
| 562          | GE Georgia                          | 387 320                        | 3 371 515                      | 236 084                      | 5 438 562                      |
| 563          | HR Croatia                          | 186 050                        | 1 530 251                      | 931 831                      | 7 695 967                      |
| 564          | BA Bosnia And Herzegovina           | 419                            | 8 763 787                      | 10 975                       | 9 306 174                      |
| 565          | MT Malta                            | 4 647                          | 1 297 337                      | 437 951                      | 2 549 320                      |
| 566          | SK Slovakia                         | 262 862                        | 2 100 887                      | 1 227 434                    | 11 077 557                     |
| 567          | SI Slovenia                         | 146 485                        | 1 972 067                      | 1 107 236                    | 15 894 679                     |
| 568          | CZ Czech Republic                   | 8 900 550                      | 100 650 972                    | 14 080 484                   | 161 061 491                    |
| 569          | GS South Georgia And The South Sa   | 0                              | 134                            | 0                            | 2 427                          |
| 570          | MK Rep. Of Macedonia                | 477                            | 8 638                          | 6 623                        | 215 105                        |

**I.4. IMPOR MENURUT NEGARA ASAL / IMPORT BY COUNTRY OF ORIGIN**  
**\*\*\* NOVEMBER/NOVEMBER 2013 \*\*\***

| Country Code        | Negara Asal<br>Country of origin | Berat bersih / <i>Net weight (Kg)</i> |                                       | Nilai / <i>Value C.I.F (US \$)</i> |                                       |
|---------------------|----------------------------------|---------------------------------------|---------------------------------------|------------------------------------|---------------------------------------|
|                     |                                  | Bulan ini<br><i>Current month</i>     | Kumulatif<br><i>Cum. Jan. to date</i> | Bulan ini<br><i>Current month</i>  | Kumulatif<br><i>Cum. Jan. to date</i> |
| 571                 | FO Faeroe Islands                | 21 697                                | 21 706                                | 134 239                            | 134 288                               |
| 572                 | RU Russia Federation             | 114 056 762                           | 2 725 480 299                         | 60 802 389                         | 2 165 960 516                         |
| 573                 | RS Serbia                        | 7 669                                 | 41 342                                | 2 334 976                          | 3 289 392                             |
| 574                 | ME Montenegro                    | 0                                     | 20 986                                | 0                                  | 157 012                               |
| <b>TOTAL IMPORT</b> |                                  | <b>11 653 190 043</b>                 | <b>128 769 982 067</b>                | <b>15 149 325 413</b>              | <b>171 172 804 899</b>                |

<http://www.bps.go.id>

**I.5. IMPOR MENURUT PROPINSI DAN PELABUHAN BONGKAR**  
**IMPORT BY PROVINCE AND PORT OF IMPORTATION**  
**\*\*\* NOVEMBER/NOVEMBER 2013 \*\*\***

| Kode | Pelabuhan Bongkar<br>Port of Importation | Berat bersih / Net weight (Kg) |                                | Nilai / Value C.I.F (U S \$) |                                |
|------|--|--------------------------------|--------------------------------|------------------------------|--------------------------------|
|      |  | Bulan ini<br>Current month     | Kumulatif<br>Cum. Jan. to date | Bulan ini<br>Current month   | Kumulatif<br>Cum. Jan. to date |
|      | <b>ACEH</b>                              | <b>567 000</b>                 | <b>40 269 381</b>              | <b>863 818</b>               | <b>9 938 889</b>               |
| 108  | IDMEQ Meulaboh                           | 0                              | 1 644 972                      | 0                            | 1 508 624                      |
| 117  | IDKRU Krueng R. Malahayati               | 0                              | 6 834 747                      | 0                            | 4 592 423                      |
| 118  | IDKLS Kuala Langsa                       | 567 000                        | 2 089 662                      | 863 818                      | 3 319 273                      |
| 119  | IDLHK Lhok Nga                           | 0                              | 29 700 000                     | 0                            | 518 569                        |
|      | <b>SUMATERA UTARA</b>                    | <b>487 972 964</b>             | <b>6 328 659 421</b>           | <b>353 792 401</b>           | <b>4 715 239 513</b>           |
| 143  | IDTPR Tanjung Pura                       | 0                              | 760                            | 0                            | 17 961                         |
| 144  | IDBLW Belawan                            | 484 930 306                    | 5 701 900 708                  | 349 278 461                  | 4 465 181 120                  |
| 145  | IDTJB Tanjung Balai Asahan               | 2 877 736                      | 38 370 190                     | 1 326 873                    | 19 222 672                     |
| 166  | IDMES Medan / Polonia (u)                | 164 922                        | 1 064 976                      | 3 187 067                    | 24 636 621                     |
| 167  | IDMDN Medan (ptt)                        | 0                              | 4 173                          | 0                            | 30 992                         |
| 170  | IDKTJ Kuala Tanjung                      | 0                              | 587 318 614                    | 0                            | 206 150 147                    |
|      | <b>SUMATERA BARAT</b>                    | <b>126 630 572</b>             | <b>1 175 055 580</b>           | <b>98 592 247</b>            | <b>941 439 864</b>             |
| 191  | IDTBY Padang/tl.bayur                    | 126 630 490                    | 1 175 055 200                  | 98 590 288                   | 941 408 280                    |
| 192  | IDPDG Padang / Tabing (u)                | 82                             | 380                            | 1 959                        | 31 584                         |
|      | <b>RIAU</b>                              | <b>209 039 385</b>             | <b>2 383 960 876</b>           | <b>190 836 774</b>           | <b>1 777 756 744</b>           |
| 225  | IDDUM Dumai                              | 115 486 086                    | 1 500 410 088                  | 43 233 751                   | 954 488 507                    |
| 228  | IDBLS Bengkalis                          | 182 875                        | 2 309 744                      | 114 786                      | 1 555 756                      |
| 230  | IDSPA Selat Panjang                      | 29 713                         | 332 574                        | 47 117                       | 446 167                        |
| 231  | IDSSI Siak Sri Indrapura                 | 43 485                         | 4 447 503                      | 13 568                       | 3 063 476                      |
| 233  | IDPEK Pekanbaru (rumbai)                 | 1 892 389                      | 15 727 777                     | 1 536 633                    | 14 743 463                     |
| 235  | IDSUQ Sungai Guntung                     | 1 393 171                      | 12 647 932                     | 5 530 702                    | 27 436 978                     |
| 242  | IDTEM Tembilahan                         | 882 649                        | 6 014 205                      | 3 208 102                    | 18 925 110                     |
| 243  | IDKEN Kuala Enok                         | 5                              | 30                             | 1 269                        | 3 757                          |
| 244  | IDRGA Rengat                             | 853 980                        | 15 373 601                     | 20 728 195                   | 29 005 311                     |
| 261  | IDPKU Simpang Tiga (u)                   | 1 030                          | 15 718                         | 240 880                      | 2 342 986                      |
| 273  | IDPAK Pekanbaru                          | 3 108 244                      | 56 033 501                     | 7 949 461                    | 113 900 093                    |
| 277  | IDBUN Buatan                             | 1 520 099                      | 25 272 593                     | 319 404                      | 9 315 467                      |
| 278  | IDPWG Perawang, Sumatra                  | 83 645 659                     | 745 375 610                    | 107 912 906                  | 602 529 673                    |
|      | <b>JAMBI</b>                             | <b>37 802 356</b>              | <b>199 153 869</b>             | <b>48 301 367</b>            | <b>224 254 389</b>             |
| 291  | IDKTK Kuala Tungkal                      | 27 564 624                     | 158 868 777                    | 43 233 481                   | 166 888 463                    |
| 292  | IDMSA Muara Sabak                        | 6 176 058                      | 24 288 545                     | 3 970 012                    | 15 879 656                     |
| 293  | IDDJM Jambi                              | 4 061 674                      | 15 996 547                     | 1 097 874                    | 41 486 270                     |
|      | <b>SUMATERA SELATAN</b>                  | <b>44 183 502</b>              | <b>616 385 375</b>             | <b>58 248 054</b>            | <b>525 805 101</b>             |
| 326  | IDPLA Palembang - Plaju                  | 0                              | 348 630                        | 0                            | 1 705 613                      |
| 332  | IDSUN Sungsang                           | 0                              | 109                            | 0                            | 8 743                          |
| 334  | IDPLM Sm.badaruddin (u)                  | 5 689                          | 131 952                        | 178 598                      | 12 917 906                     |
| 340  | IDMRI Musi River/boom Baru               | 44 177 813                     | 615 904 684                    | 58 069 456                   | 511 172 839                    |
|      | <b>BENGGKULU</b>                         | <b>13 100 083</b>              | <b>75 587 763</b>              | <b>1 610 148</b>             | <b>24 974 081</b>              |
| 361  | IDBKU Bengkulu                           | 13 100 083                     | 75 587 763                     | 1 610 148                    | 24 974 081                     |
|      | <b>LAMPUNG</b>                           | <b>297 207 584</b>             | <b>3 829 183 036</b>           | <b>206 021 430</b>           | <b>3 072 581 775</b>           |
| 364  | IDKTA Kota Agung                         | 89 266 190                     | 1 661 789 745                  | 83 068 179                   | 1 457 258 926                  |
| 395  | IDPJG Panjang                            | 207 941 394                    | 2 167 393 291                  | 122 953 251                  | 1 615 322 849                  |
|      | <b>BANGKA BELITUNG</b>                   | <b>3 945 127</b>               | <b>45 901 487</b>              | <b>2 298 519</b>             | <b>46 518 479</b>              |
| 321  | IDMUO Muntok                             | 0                              | 544 722                        | 0                            | 3 196 222                      |
| 322  | IDBLI Blinju, Banka                      | 1 735 066                      | 4 542 827                      | 1 096 041                    | 5 575 890                      |
| 323  | IDPGX Pangkal Balam                      | 2 210 061                      | 31 988 070                     | 1 202 478                    | 26 070 378                     |
| 328  | IDTPD Tanjung Pandan                     | 0                              | 7 201 243                      | 0                            | 10 638 091                     |
| 339  | IDBLJ Belinju                            | 0                              | 1 624 625                      | 0                            | 1 037 898                      |
|      | <b>KEPULAUAN RIAU</b>                    | <b>504 597 861</b>             | <b>6 031 731 746</b>           | <b>911 662 381</b>           | <b>11 233 743 638</b>          |
| 248  | IDTBK Tg Balai Karimun                   | 10 142 713                     | 82 601 647                     | 11 991 850                   | 212 768 179                    |
| 250  | IDTAN Tanjung Uban                       | 220 233 639                    | 2 226 905 098                  | 175 148 612                  | 2 113 077 177                  |
| 251  | IDTPN Tanjung Pinang                     | 408 858                        | 9 624 208                      | 1 011 085                    | 29 267 670                     |
| 252  | IDTER Terempan                           | 1 640 665                      | 10 942 956                     | 4 457 995                    | 34 976 718                     |
| 254  | IDTBT Tanjung Batu, Riau                 | 0                              | 8 364 998                      | 0                            | 65 176 230                     |
| 257  | IDBPD Belakang Padang                    | 0                              | 1                              | 0                            | 327                            |
| 258  | IDBTU Batu Ampar                         | 121 116 620                    | 1 972 678 221                  | 376 788 962                  | 4 593 024 271                  |
| 260  | IDDAS Singkep - Dabo                     | 0                              | 337 350                        | 0                            | 1 138 201                      |
| 262  | IDTNJ Kijang (u)                         | 2 310                          | 9 595                          | 2 513                        | 295 892                        |
| 263  | IDPAS Pasir Panjang                      | 0                              | 172 781                        | 0                            | 871 311                        |
| 265  | IDSKP Sekupang                           | 28 806 257                     | 394 365 812                    | 245 903 896                  | 2 796 789 078                  |
| 266  | IDNON Nongsa                             | 0                              | 3 306 380                      | 0                            | 34 088                         |
| 267  | IDKAB Kabil/panau                        | 122 153 150                    | 1 321 393 138                  | 71 228 301                   | 1 068 089 381                  |
| 268  | IDRAN Ranai                              | 0                              | 52 645                         | 0                            | 1 200 571                      |
| 271  | IDBTH Hang Nadim (u)                     | 93 649                         | 976 916                        | 25 129 167                   | 317 034 544                    |

**I.5. IMPOR MENURUT PROPINSI DAN PELABUHAN BONGKAR**  
**IMPORT BY PROVINCE AND PORT OF IMPORTATION**  
**\*\*\* NOVEMBER/NOVEMBER 2013 \*\*\***

| Kode                       | Pelabuhan Bongkar<br>Port of Importation | Berat bersih / Net weight (Kg) |                                | Nilai / Value C.I.F ( U S \$ ) |                                |
|----------------------------|--|--------------------------------|--------------------------------|--------------------------------|--------------------------------|
|                            |  | Bulan ini<br>Current month     | Kumulatif<br>Cum. Jan. to date | Bulan ini<br>Current month     | Kumulatif<br>Cum. Jan. to date |
| <b>DKI JAKARTA</b>         |  | <b>2 869 407 134</b>           | <b>34 238 701 601</b>          | <b>7 249 338 892</b>           | <b>83 071 386 460</b>          |
| 431                        | IDTPP Tanjung Priok                      | 2 830 759 899                  | 33 925 789 096                 | 6 192 297 932                  | 71 458 231 152                 |
| 432                        | IDKLB Kalibaru                           | 25 463 144                     | 174 908 219                    | 21 797 492                     | 196 925 819                    |
| 433                        | IDJKT Jakarta / Pasar Ikan               | 2 930 920                      | 23 329 861                     | 13 589 812                     | 128 871 668                    |
| 434                        | IDCGK Sukarno Hatta (u)                  | 10 133 250                     | 113 181 098                    | 1 005 510 079                  | 11 097 444 577                 |
| 436                        | IDHLP Hlm. Perdana Kusuma                | 119 921                        | 1 493 327                      | 16 143 577                     | 189 913 244                    |
| <b>JAWA BARAT</b>          |  | <b>360 614 556</b>             | <b>1 937 663 536</b>           | <b>298 736 168</b>             | <b>1 720 881 596</b>           |
| 463                        | IDCBN Cirebon/pengganggu                 | 41 191 110                     | 199 491 271                    | 6 834 432                      | 52 451 970                     |
| 464                        | IDERT Eretan                             | 0                              | 2 808 075                      | 0                              | 3 017 120                      |
| 466                        | IDBDO Husein Sastranegara                | 58 458                         | 609 256                        | 607 947                        | 6 786 699                      |
| 467                        | IDBLG Balongan                           | 319 364 988                    | 1 734 559 372                  | 291 293 789                    | 1 587 460 822                  |
| 468                        | IDBND Bandung(ptt/gd Bage)               | 0                              | 195 562                        | 0                              | 71 164 985                     |
| <b>JAWA TENGAH</b>         |  | <b>1 291 891 955</b>           | <b>14 345 102 881</b>          | <b>1 395 157 211</b>           | <b>14 442 464 316</b>          |
| 494                        | IDTES Tanjung Emas                       | 399 017 580                    | 3 974 977 569                  | 571 539 180                    | 5 269 427 628                  |
| 495                        | IDCXP Cilacap                            | 891 690 299                    | 10 332 938 905                 | 822 290 556                    | 9 134 252 462                  |
| 496                        | IDSRG Achmad Yani (u)                    | 25 194                         | 229 453                        | 418 555                        | 3 383 218                      |
| 497                        | IDSMR Semarang (ptt)                     | 1 157 773                      | 36 923 330                     | 875 138                        | 34 364 742                     |
| 498                        | IDSOC Jebres/adi Sumarmo                 | 1 109                          | 33 624                         | 33 782                         | 1 036 266                      |
| <b>D I YOGYAKARTA</b>      |  | <b>9 349</b>                   | <b>42 064</b>                  | <b>518 596</b>                 | <b>1 840 421</b>               |
| 531                        | IDJOG Adi Scipto (u)                     | 9 349                          | 41 200                         | 518 596                        | 1 818 373                      |
| 532                        | IDJOK Yogyakarta (ptt)                   | 0                              | 864                            | 0                              | 22 048                         |
| <b>JAWA TIMUR</b>          |  | <b>2 432 896 369</b>           | <b>25 692 750 706</b>          | <b>2 268 069 574</b>           | <b>22 809 114 018</b>          |
| 561                        | IDTUB Tuban                              | 632 575 893                    | 3 882 679 613                  | 613 296 552                    | 3 639 518 225                  |
| 562                        | IDGRE Gresik                             | 332 401 250                    | 3 728 857 140                  | 129 964 675                    | 1 671 882 779                  |
| 563                        | IDTPE Tanjung Perak                      | 1 376 996 912                  | 16 874 325 877                 | 1 404 852 160                  | 15 950 825 319                 |
| 564                        | IDPAZ Pasuruan                           | 0                              | 41 654 310                     | 0                              | 38 953 641                     |
| 566                        | IDPRN Panarukan                          | 85 030 498                     | 694 173 265                    | 79 275 653                     | 658 347 939                    |
| 567                        | IDBJU Banyuwangi                         | 4 826 000                      | 440 695 726                    | 382 311                        | 386 528 600                    |
| 573                        | IDPAC Pacitan                            | 0                              | 14 880 000                     | 0                              | 13 000 000                     |
| 576                        | IDKLG Kalianget                          | 0                              | 1 016 000                      | 0                              | 1 124 385                      |
| 587                        | IDSUB Surabaya /juanda (u)               | 677 151                        | 9 108 852                      | 39 126 689                     | 433 470 439                    |
| 588                        | IDSUR Surabaya (ptt)                     | 388 665                        | 5 359 923                      | 1 171 534                      | 15 462 691                     |
| <b>BANTEN</b>              |  | <b>1 799 958 810</b>           | <b>17 181 458 554</b>          | <b>917 044 986</b>             | <b>11 253 316 569</b>          |
| 461                        | IDMRK Merak                              | 647 626 349                    | 6 981 886 343                  | 525 297 018                    | 6 068 684 165                  |
| 471                        | IDTLN Tanjung Leneng                     | 121 231 666                    | 1 501 838 325                  | 119 834 448                    | 1 481 216 638                  |
| 473                        | IDCGD Cigading                           | 1 031 100 795                  | 8 697 733 886                  | 271 913 520                    | 3 703 415 766                  |
| <b>B A L I</b>             |  | <b>6 230 711</b>               | <b>77 430 574</b>              | <b>56 378 317</b>              | <b>280 886 503</b>             |
| 613                        | IDBOA Benaololooan                       | 1 251 870                      | 31 442 307                     | 1 316 517                      | 36 346 316                     |
| 618                        | IDCBW Celukan Bawang                     | 4 664 529                      | 42 381 167                     | 42 573 296                     | 150 897 710                    |
| 620                        | IDDPS Ngurah Rai (u)                     | 314 312                        | 3 607 100                      | 12 488 504                     | 93 642 477                     |
| <b>NUSA TENGGARA BARAT</b> |  | <b>5 789 910</b>               | <b>155 764 458</b>             | <b>15 462 040</b>              | <b>183 705 082</b>             |
| 655                        | IDBMU Bima                               | 2 515 983                      | 37 990 186                     | 13 290 560                     | 157 481 842                    |
| 660                        | IDLEM Lembar                             | 0                              | 88 968 580                     | 0                              | 12 609 365                     |
| 663                        | IDBDS Badas Sumbawa                      | 3 273 927                      | 20 092 358                     | 2 171 480                      | 7 817 765                      |
| 665                        | IDLKS Lombok                             | 0                              | 8 713 334                      | 0                              | 5 796 110                      |
| <b>NUSA TENGGARA TIMUR</b> |  | <b>2 575 179</b>               | <b>62 952 113</b>              | <b>11 982 613</b>              | <b>36 388 608</b>              |
| 681                        | IDKOE Kupang / El-tari (u)               | 0                              | 24 489                         | 0                              | 72 935                         |
| 683                        | IDMOF Maumere                            | 0                              | 5 999 378                      | 0                              | 4 296 182                      |
| 685                        | IDWGP Waingapu                           | 0                              | 51 741 707                     | 0                              | 18 338 141                     |
| 686                        | IDATA Atapupu                            | 94 000                         | 323 530                        | 21 732                         | 79 762                         |
| 693                        | IDTEN Tenau                              | 2 481 179                      | 4 863 009                      | 11 960 881                     | 13 601 588                     |
| <b>KALIMATAN BARAT</b>     |  | <b>47 523 712</b>              | <b>555 615 814</b>             | <b>36 034 664</b>              | <b>463 886 798</b>             |
| 714                        | IDPON Pontianak                          | 38 846 446                     | 480 294 691                    | 27 856 564                     | 379 821 510                    |
| 715                        | IDKTG Ketapang K. Barat                  | 0                              | 4 633                          | 0                              | 65 600                         |
| 721                        | IDKDW Kendawangan                        | 5 276 495                      | 48 043 996                     | 4 981 242                      | 53 084 164                     |
| 722                        | IDPNK Supadio (u)                        | 0                              | 1 968                          | 0                              | 9 964                          |
| 723                        | IDTKA Telok Air                          | 3 400 771                      | 21 281 367                     | 3 196 858                      | 19 996 205                     |
| 724                        | IDSTT Sintete                            | 0                              | 2 276 063                      | 0                              | 9 046 805                      |
| 726                        | IDENT Entikong                           | 0                              | 3 713 096                      | 0                              | 1 862 550                      |



**I.5. IMPOR MENURUT PROPINSI DAN PELABUHAN BONGKAR**  
**IMPORT BY PROVINCE AND PORT OF IMPORTATION**  
**\*\*\* NOVEMBER/NOVEMBER 2013 \*\*\***

| Kode Pelabuhan Bongkar<br>Port of Importation | Berat bersih / Net weight (Kg) |                                | Nilai / Value C.I.F (U S \$) |                                |               |
|---|--------------------------------|--------------------------------|------------------------------|--------------------------------|---------------|
|   | Bulan ini<br>Current month     | Kumulatif<br>Cum. Jan. to date | Bulan ini<br>Current month   | Kumulatif<br>Cum. Jan. to date |               |
| <b>KALIMANTAN TENGAH</b>                      |                                |                                |                              |                                |               |
| 743 IDPKN                                     | Pangkalan Bun                  | 11 602 242                     | 62 225 927                   | 5 880 273                      | 79 384 033    |
| 744 IDKUM                                     | Kumai                          | 16 051                         | 16 051                       | 327 000                        | 327 000       |
| 746 IDSMQ                                     | Sampit                         | 3 612 381                      | 13 765 820                   | 2 536 494                      | 14 210 219    |
| 750 IDPPS                                     | Pulang Pisau                   | 7 973 810                      | 37 935 253                   | 3 016 779                      | 40 033 373    |
|   |                                | 0                              | 10 508 803                   | 0                              | 24 813 441    |
| <b>KALIMANTAN SELATAN</b>                     |                                |                                |                              |                                |               |
| 771 IDBAN                                     | Banjarmasin                    | 203 720 998                    | 2 913 542 642                | 214 506 457                    | 2 796 443 874 |
| 773 IDKTB                                     | Kotabaru                       | 21 432 782                     | 243 628 417                  | 39 893 329                     | 365 985 351   |
| 775 IDBLC                                     | Batu Licin                     | 182 288 216                    | 2 669 902 895                | 174 613 128                    | 2 430 403 577 |
| 777 IDBDJ                                     | Samsudin Noor (u)              | 0                              | 11 277                       | 0                              | 39 276        |
|   |                                | 0                              | 53                           | 0                              | 15 670        |
| <b>KALIMANTAN TIMUR</b>                       |                                |                                |                              |                                |               |
| 803 IDBPP                                     | Balikpapan                     | 634 408 118                    | 8 719 983 168                | 591 854 278                    | 8 790 031 375 |
| 805 IDSRD                                     | Samarinda                      | 403 273 686                    | 6 748 192 683                | 390 138 826                    | 6 730 264 912 |
| 806 IDTRD                                     | Tanjung Redep                  | 13 663 845                     | 333 285 342                  | 15 481 123                     | 388 147 333   |
| 807 IDTJS                                     | Tanjung Selor                  | 0                              | 74 364 233                   | 0                              | 12 964 568    |
| 808 IDLIN                                     | Lingkas Tarakan                | 6 800 000                      | 78 549 999                   | 60 329                         | 536 580       |
| 809 IDNNX                                     | Nunukan                        | 16 356 999                     | 267 175 003                  | 207 985                        | 93 533 058    |
| 812 IDBYQ                                     | Bunyu                          | 17 397 000                     | 176 929 964                  | 387 956                        | 1 962 777     |
| 813 IDTSG                                     | Tanjung Sangata                | 0                              | 25 107 005                   | 0                              | 692 108       |
| 814 IDBPN                                     | Sepinggan (u)                  | 109 523 472                    | 816 900 646                  | 106 177 729                    | 918 285 159   |
| 815 IDTRK                                     | Tarakan (u)                    | 219 455                        | 3 152 781                    | 15 849 615                     | 193 441 365   |
| 817 IDBTG                                     | Bontang                        | 0                              | 2 862                        | 0                              | 21 425        |
| 819 IDJUA                                     | Juata Tarakan                  | 59 935 910                     | 174 188 467                  | 62 028 236                     | 440 384 930   |
| 822 IDADB                                     | Adang Bay                      | 0                              | 2 500 000                    | 0                              | 20 070        |
| 826 IDSKI                                     | Sangkulirang                   | 571                            | 571                          | 42 483                         | 42 483        |
| 996 IDBEJ                                     | Berau                          | 0                              | 1 638 422                    | 0                              | 3 473 053     |
|   |                                | 7 237 180                      | 17 995 190                   | 1 479 996                      | 6 261 554     |
| <b>SULAWESI UTARA</b>                         |                                |                                |                              |                                |               |
| 832 IDAMU                                     | Amurang                        | 5 401 427                      | 119 868 893                  | 11 586 533                     | 102 202 600   |
| 834 IDMND                                     | Manado                         | 0                              | 3 988 792                    | 0                              | 2 677 715     |
| 835 IDBIT                                     | Bitung                         | 47 237                         | 47 300                       | 25 509                         | 29 721        |
| 839 IDNAH                                     | Naha (u) - Sulut               | 5 352 729                      | 115 806 130                  | 11 436 845                     | 98 346 948    |
| 843 IDMDC                                     | Sam Ratulangi (u)              | 0                              | 2 160                        | 0                              | 47 329        |
|   |                                | 1 461                          | 24 511                       | 124 179                        | 1 100 887     |
| <b>SULAWESI TENGAH</b>                        |                                |                                |                              |                                |               |
| 868 IDLUW                                     | Luwuk                          | 2 532 558                      | 11 042 152                   | 38 988 586                     | 62 122 877    |
| 877 IDPAT                                     | Pantoloan                      | 832 628                        | 1 295 747                    | 37 870 637                     | 49 102 827    |
|   |                                | 1 699 930                      | 9 746 405                    | 1 117 949                      | 13 020 050    |
| <b>SULAWESI SELATAN</b>                       |                                |                                |                              |                                |               |
| 892 IDPAP                                     | Pare-pare                      | 159 487 102                    | 1 111 296 800                | 79 213 039                     | 1 306 386 387 |
| 893 IDUJU                                     | Ujungpandang                   | 0                              | 23 683 121                   | 0                              | 30 594 997    |
| 897 IDMLI                                     | Malili, Sulawesi               | 123 338 095                    | 791 970 832                  | 52 225 482                     | 842 837 349   |
| 904 IDUPG                                     | Hasanuddin (u)                 | 36 148 892                     | 295 570 573                  | 26 967 968                     | 295 447 560   |
|   |                                | 115                            | 72 274                       | 19 589                         | 137 506 481   |
| <b>SULAWESI TENGGARA</b>                      |                                |                                |                              |                                |               |
| 921 IDBUW                                     | Bau-bau                        | 37 059 755                     | 348 126 954                  | 35 612 071                     | 372 201 752   |
| 922 IDKDR                                     | Kendari                        | 31 897 252                     | 333 375 567                  | 34 026 891                     | 353 009 588   |
| 923 IDKOL                                     | Kolaka                         | 12 503                         | 9 601 387                    | 142 301                        | 17 749 285    |
|   |                                | 5 150 000                      | 5 150 000                    | 1 442 879                      | 1 442 879     |
| <b>GORONTALO</b>                              |                                |                                |                              |                                |               |
| 841 IDGOR                                     | Gorontalo                      | 20 700 061                     | 57 554 061                   | 13 212 528                     | 37 504 888    |
|   |                                | 20 700 061                     | 57 554 061                   | 13 212 528                     | 37 504 888    |
| <b>SULAWESI BARAT</b>                         |                                |                                |                              |                                |               |
| 899 IDMJU                                     | Mamuju                         | 0                              | 548 430                      | 0                              | 4 492 551     |
|   |                                | 0                              | 548 430                      | 0                              | 4 492 551     |
| <b>MALUKU</b>                                 |                                |                                |                              |                                |               |
| 946 IDAMB                                     | Ambon                          | 23 847 038                     | 312 305 421                  | 25 360 247                     | 324 271 104   |
| 949 IDLUV                                     | Tual                           | 23 836 803                     | 310 675 046                  | 25 320 348                     | 319 164 015   |
| 952 IDABN                                     | Ambon (ptt)                    | 10 235                         | 1 625 076                    | 39 899                         | 4 960 813     |
| 954 IDAMQ                                     | Pattimura/laha (u)             | 0                              | 11                           | 0                              | 350           |
|   |                                | 0                              | 5 288                        | 0                              | 145 926       |
| <b>MALUKU UTARA</b>                           |                                |                                |                              |                                |               |
| 941 IDTOB                                     | Tobelo                         | 12 328                         | 7 026 382                    | 140 227                        | 4 668 502     |
| 942 IDTTE                                     | Ternate                        | 0                              | 2 999 920                    | 0                              | 2 127 319     |
| 962 IDOBI                                     | Obi Island                     | 1 400                          | 3 839 453                    | 21 488                         | 1 844 070     |
|   |                                | 10 928                         | 187 009                      | 118 739                        | 697 113       |
| <b>PAPUA BARAT</b>                            |                                |                                |                              |                                |               |
| 971 IDSOR                                     | Sorong                         | 400                            | 8 941 049                    | 22 498                         | 26 210 377    |
| 977 IDKNG                                     | Kaimana                        | 400                            | 8 935 033                    | 22 498                         | 25 649 617    |
| 982 IDSOQ                                     | Sorong / Jefman (u)            | 0                              | 3 818                        | 0                              | 7 135         |
| 985 IDNTI                                     | Bintuni, Irian Jaya            | 0                              | 113                          | 0                              | 540 400       |
|   |                                | 0                              | 2 085                        | 0                              | 13 225        |

**I.5. IMPOR MENURUT PROPINSI DAN PELABUHAN BONGKAR**  
**IMPORT BY PROVINCE AND PORT OF IMPORTATION**  
**\*\*\* NOVEMBER/NOVEMBER 2013 \*\*\***

| Kode | Pelabuhan Bongkar<br><i>Port of Importation</i> | Berat bersih / <i>Net weight (Kg)</i> |                          | Nilai / <i>Value C.I.F ( U S \$ )</i> |                          |
|------|---|---------------------------------------|--------------------------|---------------------------------------|--------------------------|
|      |   | Bulan ini                             | Kumulatif                | Bulan ini                             | Kumulatif                |
|      |   | <i>Current month</i>                  | <i>Cum. Jan. to date</i> | <i>Current month</i>                  | <i>Cum. Jan. to date</i> |
|      | <b>PAPUA</b>                                    | <b>12 473 897</b>                     | <b>124 149 353</b>       | <b>11 998 476</b>                     | <b>430 761 735</b>       |
| 974  | IDJYP Jayapura                                  | 0                                     | 1 000                    | 0                                     | 242                      |
| 979  | IDMKQ Merauke                                   | 0                                     | 690 072                  | 0                                     | 900 743                  |
| 980  | IDTIM Amamapare                                 | 12 473 897                            | 123 441 130              | 11 998 476                            | 428 297 688              |
| 983  | IDDJJ Jayapura / Sentani                        | 0                                     | 12 351                   | 0                                     | 1 549 223                |
| 989  | IDKMM Kimam, Irian Jaya                         | 0                                     | 4 800                    | 0                                     | 13 839                   |
|      | <b>TOTAL IMPORT</b>                             | <b>11 653 190 043</b>                 | <b>128 769 982 067</b>   | <b>15 149 325 413</b>                 | <b>171 172 804 899</b>   |

<http://www.bps.go.id>

**I.6 IMPOR KOMODITI MENURUT NEGARA ASAL / IMPORT BY COUNTRY OF ORIGIN  
DAN LIMA GOLONGAN BARANG (SITC) UTAMA / AND FIVE MAJOR SITC COMMODITY GROUP  
\*\* NOVEMBER / NOVEMBER 2013 \*\***

| Negara Asal/SITC/Uraian Golongan Barang<br><i>Country of Origin/SITC/group Description</i> | Berat Bersih / <i>Net Weight (Kg)</i> |                                      | Nilai CIF / <i>CIF Value (US\$)</i> |                                      |
|--|---------------------------------------|--------------------------------------|-------------------------------------|--------------------------------------|
|  | Bulan ini<br><i>Current month</i>     | Kumulatif<br><i>Cum. Jan to date</i> | Bulan ini<br><i>Current month</i>   | Kumulatif<br><i>Cum. Jan to date</i> |
| <b>JAPAN</b>   |                                       |                                      |                                     |                                      |
| 784 Parts And Accessories Of The Motor Vehicles  | 8 759 650                             | 91 410 916                           | 116 348 044                         | 1 284 778 309                        |
| 782 Motor Vehicle For The Transportation Of Goods  | 7 880 045                             | 122 401 933                          | 68 529 026                          | 1 218 183 797                        |
| 673 Flat Rolled Products, Not Clad   | 77 223 546                            | 1 148 227 598                        | 62 870 558                          | 916 535 837                          |
| 713 Internal Combustion Piston Engines And Parts   | 5 414 033                             | 63 005 658                           | 66 716 719                          | 815 362 580                          |
| 781 Passenger Motor Cars   | 3 700 754                             | 56 797 962                           | 39 548 918                          | 658 477 426                          |
| LAINNYA  | 257 090 460                           | 3 217 813 700                        | 1 137 478 888                       | 12 848 537 866                       |
| <b>SUB TOTAL</b>   | <b>360 068 488</b>                    | <b>4 699 657 767</b>                 | <b>1 491 492 153</b>                | <b>17 741 875 815</b>                |
| <b>HONG KONG</b>   |                                       |                                      |                                     |                                      |
| 655 Knitted Or Crocheted Fabrics   | 2 264 932                             | 25 091 342                           | 20 125 195                          | 218 240 428                          |
| 652 Cotton Fabrics, Woven  | 1 648 710                             | 17 148 166                           | 19 517 081                          | 179 209 309                          |
| 764 Telecommunication Equipments And Parts   | 557 569                               | 4 678 464                            | 13 085 267                          | 150 430 076                          |
| 772 Electrical Apparatus For Making And Breaking Electrical Circuits                       | 228 916                               | 2 317 208                            | 8 317 980                           | 91 582 719                           |
| 776 Thermionic, Cold Cathode, And Photo Cathode Valves/tubes                               | 46 038                                | 621 670                              | 5 130 033                           | 76 933 762                           |
| LAINNYA  | 24 296 452                            | 401 382 660                          | 116 472 108                         | 1 194 637 051                        |
| <b>SUB TOTAL</b>   | <b>29 042 617</b>                     | <b>451 239 510</b>                   | <b>182 647 664</b>                  | <b>1 911 033 345</b>                 |
| <b>KOREA, DEM. PEOPLE'S REP.</b>   |                                       |                                      |                                     |                                      |
| 335 Residual Petroleum Products, And Related Materials                                     | 0                                     | 5 464 439                            | 0                                   | 6 696 540                            |
| 334 Petroleum Products, Refined  | 0                                     | 2 817 464                            | 0                                   | 3 302 030                            |
| 512 Alcohols,phenols,phenol-alcohols And Their Halogenated                                 | 0                                     | 1 048 380                            | 0                                   | 1 436 281                            |
| 511 Hydrocarbon And Their Halogenated, Nitrated Derivatives                                | 0                                     | 519 562                              | 0                                   | 727 536                              |
| 641 Papers And Paperboards   | 99 362                                | 279 726                              | 91 413                              | 274 218                              |
| LAINNYA  | 44 268                                | 729 759                              | 49 096                              | 874 612                              |
| <b>SUB TOTAL</b>   | <b>143 630</b>                        | <b>10 859 330</b>                    | <b>140 509</b>                      | <b>13 311 217</b>                    |
| <b>KOREA, REPUBLIC OF</b>  |                                       |                                      |                                     |                                      |
| 334 Petroleum Products, Refined  | 247 212 438                           | 2 391 556 959                        | 230 110 366                         | 2 193 235 104                        |
| 673 Flat Rolled Products, Not Clad   | 90 394 831                            | 990 040 653                          | 57 969 957                          | 676 338 853                          |
| 655 Knitted Or Crocheted Fabrics   | 4 164 117                             | 43 894 088                           | 39 057 387                          | 404 166 240                          |
| 232 Synthetic Rubber Latex, Synthetic/reclaimed Rubber                                     | 12 231 273                            | 120 454 944                          | 23 345 918                          | 272 267 890                          |
| 333 Petroleum Oil, Crude   | 0                                     | 274 157 074                          | 0                                   | 238 825 670                          |
| LAINNYA  | 226 355 411                           | 2 699 703 776                        | 596 411 063                         | 6 820 575 861                        |
| <b>SUB TOTAL</b>   | <b>580 358 070</b>                    | <b>6 519 807 494</b>                 | <b>946 894 691</b>                  | <b>10 605 409 618</b>                |
| <b>TAIWAN</b>  |                                       |                                      |                                     |                                      |
| 334 Petroleum Products, Refined  | 894 453                               | 270 458 591                          | 1 382 184                           | 272 429 014                          |
| 673 Flat Rolled Products, Not Clad   | 39 964 273                            | 389 463 978                          | 25 982 733                          | 261 554 553                          |
| 764 Telecommunication Equipments And Parts   | 346 940                               | 4 160 865                            | 4 225 107                           | 222 837 893                          |
| 655 Knitted Or Crocheted Fabrics   | 1 598 190                             | 19 006 527                           | 15 712 332                          | 178 904 691                          |
| 653 Fabrics, Woven, Of Man-made Fibres   | 862 175                               | 12 898 276                           | 10 693 236                          | 154 292 789                          |
| LAINNYA  | 142 398 690                           | 1 741 159 781                        | 280 277 187                         | 3 008 579 765                        |
| <b>SUB TOTAL</b>   | <b>186 064 721</b>                    | <b>2 437 148 018</b>                 | <b>338 272 779</b>                  | <b>4 098 598 705</b>                 |
| <b>CHINA</b>   |                                       |                                      |                                     |                                      |
| 764 Telecommunication Equipments And Parts   | 6 249 973                             | 76 535 157                           | 286 597 174                         | 3 097 873 787                        |
| 752 Automatic Data Processing Machines And Their Units                                     | 2 516 266                             | 36 544 444                           | 151 877 477                         | 1 588 818 076                        |
| 676 Iron/steel Bars, Rods, Angels, Shaped And Sections                                     | 84 772 324                            | 1 208 858 656                        | 52 121 749                          | 772 927 865                          |
| 778 Electrical Machinery And Apparatus   | 10 212 657                            | 134 423 436                          | 79 385 387                          | 732 817 557                          |
| 741 Heating And Cooling Equipments And Parts   | 9 244 131                             | 110 987 956                          | 45 677 884                          | 549 267 936                          |
| LAINNYA  | 1 052 570 490                         | 11 436 565 179                       | 1 945 287 494                       | 20 757 122 012                       |
| <b>SUB TOTAL</b>   | <b>1 165 565 841</b>                  | <b>13 003 914 828</b>                | <b>2 560 947 165</b>                | <b>27 498 827 233</b>                |
| <b>MONGOLIA</b>  |                                       |                                      |                                     |                                      |
| 793 Ships, Boats, And Floating Structures  | 0                                     | 20 625 000                           | 0                                   | 2 837 340                            |
| 687 Tin  | 0                                     | 3 355                                | 0                                   | 64 333                               |
| 278 Other Crude Minerals   | 0                                     | 75 000                               | 0                                   | 30 750                               |
| 551 Essential Oils, Perfumes, And Flavour Materials  | 0                                     | 310                                  | 0                                   | 16 629                               |
| 695 Tools For Used In The Hand Or In Machines  | 0                                     | 46                                   | 0                                   | 10 644                               |
| LAINNYA  | 1                                     | 2                                    | 289                                 | 8 689                                |
| <b>SUB TOTAL</b>   | <b>1</b>                              | <b>20 703 713</b>                    | <b>289</b>                          | <b>2 968 385</b>                     |

**I.6 IMPOR KOMODITI MENURUT NEGARA ASAL / IMPORT BY COUNTRY OF ORIGIN  
DAN LIMA GOLONGAN BARANG (SITC) UTAMA / AND FIVE MAJOR SITC COMMODITY GROUP  
\*\* NOVEMBER / NOVEMBER 2013 \*\***

| Negara Asal/SITC/Uraian Golongan Barang<br><i>Country of Origin/SITC/group Description</i> | Berat Bersih / <i>Net Weight (Kg)</i> |                                      | Nilai CIF / <i>CIF Value (US\$)</i> |                                      |
|--|---------------------------------------|--------------------------------------|-------------------------------------|--------------------------------------|
|  | Bulan ini<br><i>Current month</i>     | Kumulatif<br><i>Cum. Jan to date</i> | Bulan ini<br><i>Current month</i>   | Kumulatif<br><i>Cum. Jan to date</i> |
| <b>MACAU</b>   |                                       |                                      |                                     |                                      |
| 652 Cotton Fabrics, Woven  | 108 972                               | 676 677                              | 831 781                             | 5 105 502                            |
| 851 Footwears  | 493                                   | 23 403                               | 9 802                               | 391 388                              |
| 682 Copper   | 34 115                                | 86 566                               | 137 627                             | 335 837                              |
| 651 Textile Yarns  | 0                                     | 42 975                               | 0                                   | 322 439                              |
| 655 Knitted Or Crocheted Fabrics   | 318                                   | 17 215                               | 19 312                              | 142 284                              |
| LAINNYA  | 109                                   | 127 362                              | 2 125                               | 548 810                              |
| <b>SUB TOTAL</b>   | <b>144 007</b>                        | <b>974 198</b>                       | <b>1 000 647</b>                    | <b>6 846 260</b>                     |
| <b>PAPUA NEW GUINEA</b>  |                                       |                                      |                                     |                                      |
| 283 Copper Ores And Concentrates   | 0                                     | 21 662 000                           | 0                                   | 57 094 365                           |
| 072 Cocoa  | 1 260 000                             | 5 127 645                            | 3 429 943                           | 12 920 477                           |
| 282 Waste And Scrap Metal Of Iron/steel  | 912 516                               | 8 946 534                            | 352 155                             | 3 604 434                            |
| 223 Oil Seeds Use For Extraction Of Other Fixed Vegetable Oils                             | 0                                     | 5 879                                | 0                                   | 896 512                              |
| 713 Internal Combustion Piston Engines And Parts   | 19 097                                | 55 656                               | 118 540                             | 347 550                              |
| LAINNYA  | 25 239                                | 908 362                              | 144 907                             | 1 851 545                            |
| <b>SUB TOTAL</b>   | <b>2 216 852</b>                      | <b>36 706 076</b>                    | <b>4 045 545</b>                    | <b>76 714 883</b>                    |
| <b>THAILAND</b>  |                                       |                                      |                                     |                                      |
| 781 Passengger Motor Cars  | 5 181 149                             | 96 359 508                           | 54 042 763                          | 1 074 462 046                        |
| 784 Parts And Accessories Of The Motor Vehicles  | 9 880 986                             | 114 379 377                          | 87 725 639                          | 1 031 529 343                        |
| 061 Sugar, Molasses, And Honey   | 2 442 205                             | 1 197 298 765                        | 1 407 504                           | 627 248 274                          |
| 511 Hydrocarbon And Their Halogenated, Nitrated Derivatives                                | 19 278 109                            | 356 570 821                          | 24 782 066                          | 473 787 308                          |
| 741 Heating And Cooling Equipments And Parts   | 4 900 981                             | 63 280 415                           | 34 656 400                          | 437 622 092                          |
| LAINNYA  | 375 190 473                           | 4 490 079 594                        | 544 928 655                         | 6 392 074 945                        |
| <b>SUB TOTAL</b>   | <b>416 873 903</b>                    | <b>6 317 968 480</b>                 | <b>747 543 027</b>                  | <b>10 036 724 008</b>                |
| <b>SINGAPORE</b>   |                                       |                                      |                                     |                                      |
| 334 Petroleum Products, Refined  | 1 301 829 260                         | 13 647 589 956                       | 1 312 825 869                       | 13 549 823 047                       |
| 772 Electrical Apparatus For Making And Breaking Electrical Circuits                       | 2 739 625                             | 17 299 931                           | 51 426 071                          | 604 845 045                          |
| 511 Hydrocarbon And Their Halogenated, Nitrated Derivatives                                | 37 252 900                            | 402 960 148                          | 51 523 737                          | 570 702 402                          |
| 776 Thermionic, Cold Cathode, And Photo Cathode Valves/tubes                               | 438 595                               | 5 633 795                            | 42 067 848                          | 543 563 470                          |
| 575 Other Plastics In Primary Forms  | 18 589 173                            | 253 784 562                          | 34 529 105                          | 436 149 045                          |
| LAINNYA  | 326 147 204                           | 3 556 289 072                        | 664 151 607                         | 7 726 591 421                        |
| <b>SUB TOTAL</b>   | <b>1 686 996 757</b>                  | <b>17 883 557 464</b>                | <b>2 156 524 237</b>                | <b>23 431 674 430</b>                |
| <b>PHILIPPINES</b>   |                                       |                                      |                                     |                                      |
| 784 Parts And Accessories Of The Motor Vehicles  | 626 588                               | 6 979 815                            | 6 227 436                           | 79 813 051                           |
| 682 Copper   | 499 413                               | 5 485 327                            | 3 658 082                           | 41 603 807                           |
| 122 Tobacco, Manufactured  | 266 820                               | 4 710 531                            | 1 898 336                           | 35 648 022                           |
| 593 Explosive And Pyrotechnic Products   | 176 308                               | 1 818 887                            | 2 825 203                           | 34 105 229                           |
| 752 Automatic Data Processing Machines And Their Units                                     | 46 980                                | 431 976                              | 3 851 667                           | 28 061 284                           |
| LAINNYA  | 28 487 695                            | 205 340 992                          | 35 373 218                          | 505 287 205                          |
| <b>SUB TOTAL</b>   | <b>30 103 804</b>                     | <b>224 767 528</b>                   | <b>53 833 942</b>                   | <b>724 518 598</b>                   |
| <b>MALAYSIA</b>  |                                       |                                      |                                     |                                      |
| 334 Petroleum Products, Refined  | 780 651 962                           | 5 950 957 541                        | 736 739 974                         | 5 694 632 821                        |
| 333 Petroleum Oil, Crude   | 0                                     | 1 037 123 468                        | 0                                   | 846 143 734                          |
| 575 Other Plastics In Primary Forms  | 8 198 604                             | 136 539 295                          | 13 439 019                          | 215 278 517                          |
| 571 Polymers Of Ethylene In Primary Forms  | 7 286 582                             | 123 188 256                          | 11 580 265                          | 182 088 441                          |
| 761 Television Receivers   | 817 960                               | 7 730 102                            | 17 370 978                          | 179 516 806                          |
| LAINNYA  | 397 741 869                           | 4 625 275 175                        | 451 928 481                         | 5 093 990 883                        |
| <b>SUB TOTAL</b>   | <b>1 194 696 977</b>                  | <b>11 880 813 837</b>                | <b>1 231 058 717</b>                | <b>12 211 651 202</b>                |
| <b>MYANMAR</b>   |                                       |                                      |                                     |                                      |
| 054 Vegetables, Fresh, Chilled, Frozen Or Simply Preserved                                 | 528 058                               | 50 685 018                           | 493 215                             | 47 281 267                           |
| 682 Copper   | 0                                     | 1 100 183                            | 0                                   | 7 832 983                            |
| 042 Rice   | 500 000                               | 13 025 000                           | 160 000                             | 4 551 656                            |
| 222 Oil Seeds Use For Extraction Ofsoft Fixed Vegetable Oils                               | 34 000                                | 1 192 251                            | 15 800                              | 1 574 765                            |
| 763 Sound Recorders Or Reproducers   | 0                                     | 971 770                              | 0                                   | 1 222 210                            |
| LAINNYA  | 368 234                               | 4 560 115                            | 304 779                             | 3 057 956                            |
| <b>SUB TOTAL</b>   | <b>1 430 292</b>                      | <b>71 534 337</b>                    | <b>973 794</b>                      | <b>65 520 837</b>                    |

**I.6 IMPOR KOMODITI MENURUT NEGARA ASAL / IMPORT BY COUNTRY OF ORIGIN  
DAN LIMA GOLONGAN BARANG (SITC) UTAMA / AND FIVE MAJOR SITC COMMODITY GROUP  
\*\* NOVEMBER / NOVEMBER 2013 \*\***

| Negara Asal/SITC/Uraian Golongan Barang<br><i>Country of Origin/SITC/group Description</i> | Berat Bersih / <i>Net Weight (Kg)</i> |                                      | Nilai CIF / <i>CIF Value (US\$)</i> |                                      |
|--|---------------------------------------|--------------------------------------|-------------------------------------|--------------------------------------|
|  | Bulan ini<br><i>Current month</i>     | Kumulatif<br><i>Cum. Jan to date</i> | Bulan ini<br><i>Current month</i>   | Kumulatif<br><i>Cum. Jan to date</i> |
| <b>CAMBODIA</b>  |                                       |                                      |                                     |                                      |
| 121 Tobacco, Unmanufactured And Refused  | 0                                     | 1 345 610                            | 0                                   | 5 054 876                            |
| 841 Men's Coats/jackets, Not Knitted   | 19 681                                | 99 537                               | 580 929                             | 2 854 179                            |
| 845 Articles Of Apparel  | 3 627                                 | 55 521                               | 175 157                             | 2 228 418                            |
| 851 Footwears  | 6 174                                 | 39 355                               | 166 410                             | 1 043 967                            |
| 842 Women's Coats/jacket, Not Knitted  | 3 481                                 | 29 990                               | 96 665                              | 973 770                              |
| LAINNYA  | 4 302                                 | 302 796                              | 203 161                             | 3 539 711                            |
| SUB TOTAL  | 37 265                                | 1 872 809                            | 1 222 322                           | 15 694 921                           |
| <b>BRUNEI DARUSSALAM</b>   |                                       |                                      |                                     |                                      |
| 333 Petroleum Oil, Crude   | 0                                     | 683 921 000                          | 0                                   | 569 126 958                          |
| 512 Alcohols,phenols,phenol-alcohols And Their Halogenated                                 | 0                                     | 7 507 636                            | 0                                   | 2 930 632                            |
| 282 Waste And Scrap Metal Of Iron/steel  | 2 150 750                             | 7 251 090                            | 795 778                             | 2 786 245                            |
| 562 Fertilizers, Manufactured  | 0                                     | 400 000                              | 0                                   | 206 000                              |
| 251 Pulp And Waste Paper   | 0                                     | 623 210                              | 0                                   | 130 642                              |
| LAINNYA  | 12 053                                | 140 707                              | 66 551                              | 345 788                              |
| SUB TOTAL  | 2 162 803                             | 699 843 643                          | 862 329                             | 575 526 265                          |
| <b>LAO PEOPLE'S DEM. REP.</b>  |                                       |                                      |                                     |                                      |
| 122 Tobacco, Manufactured  | 207 900                               | 901 350                              | 1 211 018                           | 5 201 240                            |
| 121 Tobacco, Unmanufactured And Refused  | 0                                     | 316 800                              | 0                                   | 1 520 640                            |
| 071 Coffee And Coffee Substitutes  | 0                                     | 288 000                              | 0                                   | 642 552                              |
| 232 Synthetic Rubber Latex, Synthetic/reclaimed Rubber                                     | 12 000                                | 12 000                               | 53 800                              | 53 800                               |
| 892 Printed Matter   | 0                                     | 110                                  | 0                                   | 23 871                               |
| LAINNYA  | 18                                    | 29 793                               | 2 225                               | 95 975                               |
| SUB TOTAL  | 219 918                               | 1 548 053                            | 1 267 043                           | 7 538 078                            |
| <b>NEPAL</b>   |                                       |                                      |                                     |                                      |
| 642 Paper And Paperboard Cut To Size/shape And Article Of Papers                           | 0                                     | 1 201                                | 0                                   | 35 889                               |
| 882 Photographic And Chinematographic Supplies   | 297                                   | 1 048                                | 4 825                               | 17 427                               |
| 851 Footwears  | 0                                     | 991                                  | 0                                   | 15 592                               |
| 831 Travel Goods   | 0                                     | 5                                    | 0                                   | 12 477                               |
| 895 Office And Stationery Supplies   | 0                                     | 1 418                                | 0                                   | 11 130                               |
| LAINNYA  | 90                                    | 556                                  | 823                                 | 13 623                               |
| SUB TOTAL  | 387                                   | 5 219                                | 5 648                               | 106 138                              |
| <b>BHUTAN</b>  |                                       |                                      |                                     |                                      |
| 747 Taps, Cocks, And Valves For Pipes  | 7                                     | 7                                    | 740                                 | 740                                  |
| LAINNYA  | 0                                     | 0                                    | 0                                   | 0                                    |
| SUB TOTAL  | 7                                     | 7                                    | 740                                 | 740                                  |
| <b>VIET NAM</b>  |                                       |                                      |                                     |                                      |
| 764 Telecommunication Equipments And Parts   | 324 129                               | 1 884 220                            | 99 689 288                          | 575 415 895                          |
| 752 Automatic Data Processing Machines And Their Units                                     | 180 463                               | 1 934 240                            | 23 480 317                          | 287 533 628                          |
| 674 Flat Rolled Products, Clad Or Plated   | 28 704 108                            | 232 780 473                          | 24 909 291                          | 211 226 453                          |
| 661 Lime,cement And Fabricated Construction Materials                                      | 212 276 862                           | 2 118 420 733                        | 13 996 539                          | 158 685 084                          |
| 042 Rice   | 18 300 000                            | 156 386 575                          | 11 191 034                          | 88 939 774                           |
| LAINNYA  | 44 075 716                            | 632 462 154                          | 98 913 674                          | 1 210 791 538                        |
| SUB TOTAL  | 303 861 278                           | 3 143 868 395                        | 272 180 143                         | 2 532 592 372                        |
| <b>MALDIVES</b>  |                                       |                                      |                                     |                                      |
| 896 Works Of Art, Collectors Pieces And Antiques   | 0                                     | 306                                  | 0                                   | 5 262                                |
| 776 Thermionic, Cold Cathode, And Photo Cathode Valves/tubes                               | 0                                     | 2                                    | 0                                   | 474                                  |
| 122 Tobacco, Manufactured  | 0                                     | 3                                    | 0                                   | 120                                  |
| LAINNYA  | 0                                     | 0                                    | 0                                   | 0                                    |
| SUB TOTAL  | 0                                     | 311                                  | 0                                   | 5 856                                |
| <b>INDIA</b>   |                                       |                                      |                                     |                                      |
| 044 Maize, Unmilled  | 0                                     | 1 419 654 940                        | 0                                   | 425 803 125                          |
| 764 Telecommunication Equipments And Parts   | 111 242                               | 1 348 425                            | 12 450 047                          | 316 025 782                          |
| 511 Hydrocarbon And Their Halogenated, Nitrated Derivatives                                | 15 082 727                            | 211 008 457                          | 22 450 560                          | 315 690 305                          |
| 222 Oil Seeds Use For Extraction Ofsoft Fixed Vegetable Oils                               | 14 799 870                            | 201 344 521                          | 17 179 943                          | 233 582 856                          |
| 334 Petroleum Products, Refined  | 905 204                               | 111 879 698                          | 1 185 120                           | 120 715 085                          |
| LAINNYA  | 168 521 233                           | 2 299 163 685                        | 169 376 905                         | 2 223 555 504                        |
| SUB TOTAL  | 199 420 276                           | 4 244 399 726                        | 222 642 575                         | 3 635 372 657                        |

**I.6 IMPOR KOMODITI MENURUT NEGARA ASAL / IMPORT BY COUNTRY OF ORIGIN  
DAN LIMA GOLONGAN BARANG (SITC) UTAMA / AND FIVE MAJOR SITC COMMODITY GROUP  
\*\* NOVEMBER / NOVEMBER 2013 \*\***

| Negara Asal/SITC/Uraian Golongan Barang<br><i>Country of Origin/SITC/group Description</i> | Berat Bersih / <i>Net Weight (Kg)</i> |                                      | Nilai CIF / <i>CIF Value (US\$)</i> |                                      |
|--|---------------------------------------|--------------------------------------|-------------------------------------|--------------------------------------|
|  | Bulan ini<br><i>Current month</i>     | Kumulatif<br><i>Cum. Jan to date</i> | Bulan ini<br><i>Current month</i>   | Kumulatif<br><i>Cum. Jan to date</i> |
| <b>PAKISTAN</b>  |                                       |                                      |                                     |                                      |
| 263 Cotton   | 1 462 701                             | 19 275 488                           | 2 775 410                           | 33 299 126                           |
| 042 Rice   | 2 285 000                             | 71 923 000                           | 858 305                             | 28 497 055                           |
| 288 Non-ferrous Base Metal Waste And Scraps  | 20 755                                | 3 422 673                            | 141 422                             | 25 124 594                           |
| 652 Cotton Fabrics, Woven  | 185 584                               | 2 159 378                            | 1 166 848                           | 14 859 988                           |
| 611 Leathers   | 28 019                                | 302 897                              | 1 058 382                           | 9 766 001                            |
| LAINNYA  | 2 760 752                             | 34 188 619                           | 4 282 299                           | 46 645 795                           |
| <b>SUB TOTAL</b>   | <b>6 742 811</b>                      | <b>131 272 055</b>                   | <b>10 282 666</b>                   | <b>158 192 559</b>                   |
| <b>BANGLADESH</b>  |                                       |                                      |                                     |                                      |
| 334 Petroleum Products, Refined  | 0                                     | 18 997 282                           | 0                                   | 16 847 360                           |
| 651 Textile Yarns  | 1 622 500                             | 17 110 523                           | 1 432 830                           | 15 375 015                           |
| 673 Flat Rolled Products, Not Clad   | 1 832 560                             | 14 501 520                           | 1 314 218                           | 11 049 893                           |
| 121 Tobacco, Unmanufactured And Refused  | 9 900                                 | 2 847 062                            | 53 163                              | 10 959 735                           |
| 658 Made-up Articles, Wholly/chiefly Of Textile Materials                                  | 636 481                               | 9 765 652                            | 522 441                             | 8 595 307                            |
| LAINNYA  | 135 530                               | 2 711 196                            | 1 537 427                           | 21 796 907                           |
| <b>SUB TOTAL</b>   | <b>4 236 971</b>                      | <b>65 933 235</b>                    | <b>4 860 079</b>                    | <b>84 624 217</b>                    |
| <b>SRI LANKA</b>   |                                       |                                      |                                     |                                      |
| 046 Meal And Flour Of Wheat And Flour Of Meslin  | 5 633 000                             | 54 598 000                           | 2 450 355                           | 25 428 338                           |
| 121 Tobacco, Unmanufactured And Refused  | 3 039                                 | 46 521                               | 347 343                             | 3 925 881                            |
| 792 Aircraft And Associated Equipments And Parts   | 0                                     | 32 011                               | 0                                   | 2 400 150                            |
| 845 Articles Of Apparel  | 5 467                                 | 56 268                               | 229 992                             | 2 350 945                            |
| 842 Women's Coats/jacket, Not Knitted  | 3 039                                 | 37 601                               | 135 200                             | 1 734 999                            |
| LAINNYA  | 195 472                               | 2 817 942                            | 854 052                             | 10 075 478                           |
| <b>SUB TOTAL</b>   | <b>5 840 017</b>                      | <b>57 588 343</b>                    | <b>4 016 942</b>                    | <b>45 915 791</b>                    |
| <b>AFGHANISTAN</b>   |                                       |                                      |                                     |                                      |
| 743 Pumps, Compressors, Fans, Blowers, Centrifuges, And Parts                              | 0                                     | 67                                   | 0                                   | 9 493                                |
| 773 Equipment For Distributing Electricity   | 0                                     | 192                                  | 0                                   | 2 824                                |
| 741 Heating And Cooling Equipments And Parts   | 25                                    | 25                                   | 1 891                               | 1 891                                |
| 695 Tools For Used In The Hand Or In Machines  | 0                                     | 125                                  | 0                                   | 1 460                                |
| 749 Non-electric Parts And Accessories Of Machineries                                      | 0                                     | 4                                    | 0                                   | 154                                  |
| LAINNYA  | 0                                     | 4                                    | 0                                   | 94                                   |
| <b>SUB TOTAL</b>   | <b>25</b>                             | <b>417</b>                           | <b>1 891</b>                        | <b>15 916</b>                        |
| <b>INDONESIA</b>   |                                       |                                      |                                     |                                      |
| 851 Footwears  | 113 986                               | 1 605 126                            | 1 535 271                           | 18 269 966                           |
| 778 Electrical Machinery And Apparatus   | 11 580                                | 611 787                              | 747 239                             | 11 759 398                           |
| 772 Electrical Apparatus For Making And Breaking Electrical Circuits                       | 26 970                                | 386 086                              | 785 730                             | 10 977 684                           |
| 723 Civil Engineering And Contractor Plants And Equipments/parts                           | 4 212                                 | 853 540                              | 8 163                               | 6 843 719                            |
| 676 Iron/steel Bars, Rods, Angels, Shaped And Sections                                     | 335 862                               | 4 284 679                            | 479 803                             | 6 103 712                            |
| LAINNYA  | 2 475 688                             | 25 336 689                           | 11 451 714                          | 109 424 133                          |
| <b>SUB TOTAL</b>   | <b>2 968 298</b>                      | <b>33 077 907</b>                    | <b>15 007 920</b>                   | <b>163 378 612</b>                   |
| <b>OTHER SOUTH &amp; S.E ASIA</b>  |                                       |                                      |                                     |                                      |
| 694 Nails, Screws, Nuts, Bolts, Rivets Of Iron/steel Or Copper                             | 0                                     | 10                                   | 0                                   | 4 063                                |
| LAINNYA  | 0                                     | 0                                    | 0                                   | 0                                    |
| <b>SUB TOTAL</b>   | <b>0</b>                              | <b>10</b>                            | <b>0</b>                            | <b>4 063</b>                         |
| <b>IRAQ</b>  |                                       |                                      |                                     |                                      |
| 333 Petroleum Oil, Crude   | 0                                     | 6                                    | 0                                   | 382                                  |
| 663 Mineral Manufactures   | 0                                     | 106                                  | 0                                   | 192                                  |
| LAINNYA  | 0                                     | 0                                    | 0                                   | 0                                    |
| <b>SUB TOTAL</b>   | <b>0</b>                              | <b>112</b>                           | <b>0</b>                            | <b>574</b>                           |
| <b>IRAN (ISLAMIC REPUBLIC OF)</b>  |                                       |                                      |                                     |                                      |
| 522 Inorganic Chemical Elements, Oxides And Halogen Salts                                  | 0                                     | 70 795 226                           | 0                                   | 33 928 749                           |
| 714 Engines And Motors, Non-electric And Parts   | 0                                     | 81 427                               | 0                                   | 22 229 545                           |
| 335 Residual Petroleum Products, And Related Materials                                     | 4 371 763                             | 28 607 666                           | 2 516 585                           | 16 570 733                           |
| 278 Other Crude Minerals   | 2 039 928                             | 16 746 158                           | 1 126 705                           | 9 047 432                            |
| 334 Petroleum Products, Refined  | 0                                     | 3 256 845                            | 0                                   | 4 733 891                            |
| LAINNYA  | 965 324                               | 11 027 913                           | 811 980                             | 8 519 634                            |
| <b>SUB TOTAL</b>   | <b>7 377 015</b>                      | <b>130 515 235</b>                   | <b>4 455 270</b>                    | <b>95 029 984</b>                    |

**I.6 IMPOR KOMODITI MENURUT NEGARA ASAL / IMPORT BY COUNTRY OF ORIGIN  
DAN LIMA GOLONGAN BARANG (SITC) UTAMA / AND FIVE MAJOR SITC COMMODITY GROUP  
\*\* NOVEMBER / NOVEMBER 2013 \*\***

| Negara Asal/SITC/Uraian Golongan Barang<br><i>Country of Origin/SITC/group Description</i> | Berat Bersih / <i>Net Weight (Kg)</i> |                                      | Nilai CIF / <i>CIF Value (US\$)</i> |                                      |
|--|---------------------------------------|--------------------------------------|-------------------------------------|--------------------------------------|
|  | Bulan ini<br><i>Current month</i>     | Kumulatif<br><i>Cum. Jan to date</i> | Bulan ini<br><i>Current month</i>   | Kumulatif<br><i>Cum. Jan to date</i> |
| <b>SAUDI ARABIA</b>  |                                       |                                      |                                     |                                      |
| 333 Petroleum Oil, Crude   | 488 690 980                           | 4 521 116 857                        | 432 787 844                         | 3 962 402 984                        |
| 334 Petroleum Products, Refined  | 78 318 053                            | 692 161 024                          | 76 804 411                          | 669 238 221                          |
| 342 Liquefied Propane And Butane   | 86 995 590                            | 525 153 136                          | 80 928 253                          | 473 661 451                          |
| 511 Hydrocarbon And Their Halogenated, Nitrated Derivatives                                | 25 686 271                            | 321 349 191                          | 36 713 843                          | 427 371 546                          |
| 575 Other Plastics In Primary Forms  | 10 515 176                            | 112 412 093                          | 15 785 213                          | 161 716 859                          |
| LAINNYA  | 21 584 454                            | 304 002 898                          | 21 269 962                          | 307 225 407                          |
| <b>SUB TOTAL</b>   | <b>711 790 524</b>                    | <b>6 476 195 199</b>                 | <b>664 289 526</b>                  | <b>6 001 616 468</b>                 |
| <b>ISRAEL</b>  |                                       |                                      |                                     |                                      |
| 695 Tools For Used In The Hand Or In Machines  | 1 206                                 | 11 000                               | 400 133                             | 3 655 680                            |
| 726 Printing/book Binding Machinery And Parts  | 26 445                                | 177 846                              | 116 747                             | 2 865 740                            |
| 515 Organo-inorganic And Heterocyclic Compounds  | 250                                   | 2 498                                | 158 831                             | 1 608 895                            |
| 533 Pigments, Paints, Varnishes, And Related Materials                                     | 5 894                                 | 38 256                               | 219 248                             | 1 315 795                            |
| 514 Nitrogen-function Compounds  | 90                                    | 64 662                               | 67 500                              | 605 100                              |
| LAINNYA  | 9 504                                 | 915 943                              | 283 677                             | 3 883 934                            |
| <b>SUB TOTAL</b>   | <b>43 389</b>                         | <b>1 210 205</b>                     | <b>1 246 136</b>                    | <b>13 935 144</b>                    |
| <b>KUWAIT</b>  |                                       |                                      |                                     |                                      |
| 334 Petroleum Products, Refined  | 93 634 000                            | 781 839 830                          | 83 262 872                          | 679 344 655                          |
| 511 Hydrocarbon And Their Halogenated, Nitrated Derivatives                                | 12 914 000                            | 113 979 500                          | 19 371 828                          | 175 156 548                          |
| 342 Liquefied Propane And Butane   | 0                                     | 79 694 613                           | 0                                   | 73 735 855                           |
| 333 Petroleum Oil, Crude   | 0                                     | 80 117 443                           | 0                                   | 68 953 280                           |
| 571 Polymers Of Ethylene In Primary Forms  | 4 762 970                             | 42 732 720                           | 6 192 773                           | 48 547 418                           |
| LAINNYA  | 24 406 320                            | 145 481 421                          | 6 455 085                           | 79 450 641                           |
| <b>SUB TOTAL</b>   | <b>135 717 290</b>                    | <b>1 243 845 527</b>                 | <b>115 282 558</b>                  | <b>1 125 188 397</b>                 |
| <b>JORDAN</b>  |                                       |                                      |                                     |                                      |
| 562 Fertilizers, Manufactured  | 498 600                               | 332 230 390                          | 224 370                             | 149 034 989                          |
| 522 Inorganic Chemical Elements, Oxides And Halogen Salts                                  | 9 782 383                             | 92 639 482                           | 7 483 524                           | 75 182 920                           |
| 272 Fertilizers, Crude   | 42 200 000                            | 394 630 000                          | 6 287 800                           | 67 179 110                           |
| 251 Pulp And Waste Paper   | 0                                     | 3 604 805                            | 0                                   | 780 332                              |
| 591 Disinfectants, Insecticides, And Fungicides Put In Forms                               | 0                                     | 62 570                               | 0                                   | 543 028                              |
| LAINNYA  | 19 015                                | 287 742                              | 113 815                             | 1 057 194                            |
| <b>SUB TOTAL</b>   | <b>52 499 998</b>                     | <b>823 454 989</b>                   | <b>14 109 509</b>                   | <b>293 777 573</b>                   |
| <b>LEBANON</b>   |                                       |                                      |                                     |                                      |
| 892 Printed Matter   | 61 583                                | 361 379                              | 268 510                             | 748 453                              |
| 073 Chocolate And Other Food Preparations Containing Cocoa                                 | 1 776                                 | 3 132                                | 36 236                              | 67 300                               |
| 771 Electric Power Machinery And Parts   | 0                                     | 7 591                                | 0                                   | 63 000                               |
| 121 Tobacco, Unmanufactured And Refused  | 0                                     | 45 000                               | 0                                   | 47 249                               |
| 821 Furnitures And Parts   | 0                                     | 5 200                                | 0                                   | 25 332                               |
| LAINNYA  | 0                                     | 16 260                               | 0                                   | 48 340                               |
| <b>SUB TOTAL</b>   | <b>63 359</b>                         | <b>438 562</b>                       | <b>304 746</b>                      | <b>999 674</b>                       |
| <b>PALESTINA</b>   |                                       |                                      |                                     |                                      |
| 057 Fruit And Nut; Fresh Or Dried  | 0                                     | 20 000                               | 0                                   | 149 000                              |
| 874 Measuring, Checking, Analysing, And Controlling Instrument And Appa                    | 3                                     | 40                                   | 6 143                               | 25 006                               |
| 661 Lime,cement And Fabricated Construction Materials                                      | 0                                     | 45 600                               | 0                                   | 7 887                                |
| 842 Women's Coats/jacket, Not Knitted  | 0                                     | 88                                   | 0                                   | 2 661                                |
| 844 Women's Coats/jackets, Knitted   | 0                                     | 7                                    | 0                                   | 1 176                                |
| LAINNYA  | 0                                     | 6                                    | 0                                   | 318                                  |
| <b>SUB TOTAL</b>   | <b>3</b>                              | <b>65 741</b>                        | <b>6 143</b>                        | <b>186 048</b>                       |
| <b>YEMEN</b>   |                                       |                                      |                                     |                                      |
| 034 Fish, Fresh, Chilled Or Frozen   | 109 192                               | 1 539 392                            | 72 019                              | 1 092 925                            |
| 685 Lead   | 98 850                                | 339 910                              | 190 287                             | 669 562                              |
| 211 Hides And Skins, Raw   | 0                                     | 32 000                               | 0                                   | 482 750                              |
| 251 Pulp And Waste Paper   | 0                                     | 1 802 760                            | 0                                   | 398 994                              |
| 874 Measuring, Checking, Analysing, And Controlling Instrument And Appa                    | 298                                   | 298                                  | 8 426                               | 8 426                                |
| LAINNYA  | 211                                   | 588                                  | 5 952                               | 8 412                                |
| <b>SUB TOTAL</b>   | <b>208 551</b>                        | <b>3 714 948</b>                     | <b>276 684</b>                      | <b>2 661 069</b>                     |

**I.6 IMPOR KOMODITI MENURUT NEGARA ASAL / IMPORT BY COUNTRY OF ORIGIN  
DAN LIMA GOLONGAN BARANG (SITC) UTAMA / AND FIVE MAJOR SITC COMMODITY GROUP  
\*\* NOVEMBER / NOVEMBER 2013 \*\***

| Negara Asal/SITC/Uraian Golongan Barang<br><i>Country of Origin/SITC/group Description</i> | Berat Bersih / <i>Net Weight (Kg)</i> |                                      | Nilai CIF / <i>CIF Value (US\$)</i> |                                      |
|--|---------------------------------------|--------------------------------------|-------------------------------------|--------------------------------------|
|  | Bulan ini<br><i>Current month</i>     | Kumulatif<br><i>Cum. Jan to date</i> | Bulan ini<br><i>Current month</i>   | Kumulatif<br><i>Cum. Jan to date</i> |
| <b>OMAN</b>  |                                       |                                      |                                     |                                      |
| 511 Hydrocarbon And Their Halogenated, Nitrated Derivatives                                | 14 949 020                            | 90 113 987                           | 21 627 263                          | 138 614 554                          |
| 334 Petroleum Products, Refined  | 0                                     | 39 061 036                           | 0                                   | 39 586 160                           |
| 684 Alumunium  | 417 251                               | 13 676 403                           | 879 945                             | 30 237 872                           |
| 512 Alcohols,phenols,phenol-alcohols And Their Halogenated                                 | 6 488 040                             | 36 094 222                           | 3 095 662                           | 14 965 217                           |
| 671 Pig Iron,spiegeleisen,sponge Iron, And Ferro-alloys                                    | 0                                     | 43 005 113                           | 0                                   | 11 611 381                           |
| LAINNYA  | 6 000 114                             | 11 337 515                           | 2 972 087                           | 6 399 205                            |
| <b>SUB TOTAL</b>   | <b>27 854 425</b>                     | <b>233 288 276</b>                   | <b>28 574 957</b>                   | <b>241 414 389</b>                   |
| <b>SYRIA ARAB REPUBLIC</b>   |                                       |                                      |                                     |                                      |
| 263 Cotton   | 0                                     | 481 828                              | 0                                   | 956 024                              |
| 211 Hides And Skins, Raw   | 0                                     | 57 344                               | 0                                   | 520 224                              |
| 075 Spices   | 80                                    | 80                                   | 468                                 | 468                                  |
| LAINNYA  | 0                                     | 0                                    | 0                                   | 0                                    |
| <b>SUB TOTAL</b>   | <b>80</b>                             | <b>539 252</b>                       | <b>468</b>                          | <b>1 476 716</b>                     |
| <b>TURKEY</b>  |                                       |                                      |                                     |                                      |
| 333 Petroleum Oil, Crude   | 0                                     | 1 276 379 795                        | 0                                   | 1 051 266 607                        |
| 121 Tobacco, Unmanufactured And Refused  | 261 588                               | 6 589 214                            | 2 045 469                           | 50 414 588                           |
| 672 Ingots And Other Iron/steel In Primary Forms   | 0                                     | 29 110 450                           | 0                                   | 17 219 159                           |
| 046 Meal And Flour Of Wheat And Flour Of Meslin  | 17 931 500                            | 50 277 300                           | 5 735 279                           | 16 579 206                           |
| 041 Wheat And Meslin, Unmilled   | 3 056 400                             | 37 286 940                           | 797 684                             | 11 670 991                           |
| LAINNYA  | 7 784 869                             | 136 723 746                          | 12 750 382                          | 152 908 166                          |
| <b>SUB TOTAL</b>   | <b>29 034 357</b>                     | <b>1 536 367 445</b>                 | <b>21 328 814</b>                   | <b>1 300 058 717</b>                 |
| <b>UNITED ARAB EMIRATES</b>  |                                       |                                      |                                     |                                      |
| 342 Liquefied Propane And Butane   | 88 013 498                            | 954 457 058                          | 81 415 939                          | 869 456 810                          |
| 334 Petroleum Products, Refined  | 53 103 340                            | 321 035 630                          | 50 544 195                          | 326 837 962                          |
| 684 Alumunium  | 2 150 563                             | 40 656 309                           | 4 750 253                           | 95 134 617                           |
| 511 Hydrocarbon And Their Halogenated, Nitrated Derivatives                                | 0                                     | 62 664 562                           | 0                                   | 83 245 692                           |
| 333 Petroleum Oil, Crude   | 29 945 820                            | 29 945 822                           | 28 191 132                          | 28 191 342                           |
| LAINNYA  | 34 925 268                            | 228 428 643                          | 31 017 288                          | 205 920 932                          |
| <b>SUB TOTAL</b>   | <b>208 138 489</b>                    | <b>1 637 188 024</b>                 | <b>195 918 807</b>                  | <b>1 608 787 355</b>                 |
| <b>QATAR</b>   |                                       |                                      |                                     |                                      |
| 342 Liquefied Propane And Butane   | 0                                     | 682 328 418                          | 0                                   | 588 507 761                          |
| 334 Petroleum Products, Refined  | 14 502 510                            | 538 945 295                          | 17 834 911                          | 558 904 540                          |
| 684 Alumunium  | 2 114 063                             | 31 808 996                           | 4 716 293                           | 73 501 863                           |
| 598 Miscellaneous Chemical Products  | 2 005 043                             | 20 458 740                           | 3 917 032                           | 39 485 990                           |
| 511 Hydrocarbon And Their Halogenated, Nitrated Derivatives                                | 1 817 138                             | 16 312 758                           | 2 691 328                           | 22 340 971                           |
| LAINNYA  | 1 513 098                             | 163 265 586                          | 2 170 210                           | 62 846 849                           |
| <b>SUB TOTAL</b>   | <b>21 951 852</b>                     | <b>1 453 119 793</b>                 | <b>31 329 774</b>                   | <b>1 345 587 974</b>                 |
| <b>BAHRAIN</b>   |                                       |                                      |                                     |                                      |
| 334 Petroleum Products, Refined  | 0                                     | 56 314 085                           | 0                                   | 53 845 539                           |
| 684 Alumunium  | 765 381                               | 8 551 980                            | 1 688 321                           | 19 451 361                           |
| 522 Inorganic Chemical Elements, Oxides And Halogen Salts                                  | 7 857 385                             | 13 655 529                           | 660 020                             | 1 657 301                            |
| 274 Sulphur And Unroasted Iron Pyrites   | 0                                     | 4 199 831                            | 0                                   | 825 267                              |
| 282 Waste And Scrap Metal Of Iron/steel  | 0                                     | 2 215 630                            | 0                                   | 747 308                              |
| LAINNYA  | 39 633                                | 1 268 814                            | 26 571                              | 757 440                              |
| <b>SUB TOTAL</b>   | <b>8 662 399</b>                      | <b>86 205 869</b>                    | <b>2 374 912</b>                    | <b>77 284 216</b>                    |
| <b>CYPRUS</b>  |                                       |                                      |                                     |                                      |
| 716 Rotating Electric Plants And Parts   | 0                                     | 15 712                               | 0                                   | 1 504 106                            |
| 745 Other Non-electical Machinery, Tools, And Mechanical Apparatus                         | 2 058                                 | 15 178                               | 75 513                              | 1 106 852                            |
| 287 Ores And Concentrates Of Basemetals  | 0                                     | 392 000                              | 0                                   | 533 633                              |
| 771 Electric Power Machinery And Parts   | 0                                     | 8 539                                | 0                                   | 244 068                              |
| 575 Other Plastics In Primary Forms  | 0                                     | 95 000                               | 0                                   | 164 350                              |
| LAINNYA  | 69 948                                | 1 174 465                            | 75 882                              | 595 009                              |
| <b>SUB TOTAL</b>   | <b>72 006</b>                         | <b>1 700 894</b>                     | <b>151 395</b>                      | <b>4 148 018</b>                     |



**I.6 IMPOR KOMODITI MENURUT NEGARA ASAL / IMPORT BY COUNTRY OF ORIGIN  
DAN LIMA GOLONGAN BARANG (SITC) UTAMA / AND FIVE MAJOR SITC COMMODITY GROUP  
\*\* NOVEMBER / NOVEMBER 2013 \*\***

| Negara Asal/SITC/Uraian Golongan Barang<br><i>Country of Origin/SITC/group Description</i> | Berat Bersih / <i>Net Weight (Kg)</i> |                                      | Nilai CIF / <i>CIF Value (US\$)</i> |                                      |
|--|---------------------------------------|--------------------------------------|-------------------------------------|--------------------------------------|
|  | Bulan ini<br><i>Current month</i>     | Kumulatif<br><i>Cum. Jan to date</i> | Bulan ini<br><i>Current month</i>   | Kumulatif<br><i>Cum. Jan to date</i> |
| <b>OTHER WEST ASIA</b>   |                                       |                                      |                                     |                                      |
| 061 Sugar, Molasses, And Honey   | 80 000                                | 80 000                               | 129 600                             | 129 600                              |
| 533 Pigments, Paints, Varnishes, And Related Materials                                     | 94                                    | 184                                  | 6 524                               | 14 676                               |
| 771 Electric Power Machinery And Parts   | 0                                     | 13                                   | 0                                   | 13 561                               |
| 874 Measuring, Checking, Analysing, And Controlling Instrument And Appar                   | 0                                     | 5                                    | 0                                   | 12 040                               |
| 747 Taps, Cocks, And Valves For Pipes  | 29                                    | 29                                   | 6 543                               | 6 543                                |
| LAINNYA  | 0                                     | 16                                   | 0                                   | 6 651                                |
| <b>SUB TOTAL</b>   | <b>80 123</b>                         | <b>80 247</b>                        | <b>142 667</b>                      | <b>183 071</b>                       |
| <b>EGYPT</b>   |                                       |                                      |                                     |                                      |
| 562 Fertilizers, Manufactured  | 27 402 120                            | 320 993 908                          | 2 695 086                           | 35 178 137                           |
| 272 Fertilizers, Crude   | 0                                     | 252 510 460                          | 0                                   | 34 439 979                           |
| 522 Inorganic Chemical Elements, Oxides And Halogen Salts                                  | 0                                     | 18 499 669                           | 0                                   | 13 689 755                           |
| 057 Fruit And Nut; Fresh Or Dried  | 80 585                                | 9 927 562                            | 88 197                              | 9 294 466                            |
| 061 Sugar, Molasses, And Honey   | 10 800 000                            | 41 475 959                           | 2 521 800                           | 9 219 359                            |
| LAINNYA  | 766 333                               | 11 363 758                           | 980 351                             | 12 410 495                           |
| <b>SUB TOTAL</b>   | <b>39 049 038</b>                     | <b>654 771 316</b>                   | <b>6 285 434</b>                    | <b>114 232 191</b>                   |
| <b>LIBYAN ARAB JAMAHIRIYA</b>  |                                       |                                      |                                     |                                      |
| 333 Petroleum Oil, Crude   | 0                                     | 435 610 198                          | 0                                   | 375 292 399                          |
| 685 Lead   | 0                                     | 129 050                              | 0                                   | 277 458                              |
| 723 Civil Engineering And Contractor Plants And Equipments/parts                           | 0                                     | 65                                   | 0                                   | 12 176                               |
| 874 Measuring, Checking, Analysing, And Controlling Instrument And Appar                   | 0                                     | 87                                   | 0                                   | 3 685                                |
| 679 Tubes, Pipes, Hollow Profile, Pipe Fitting Of Iron/steel                               | 0                                     | 8                                    | 0                                   | 257                                  |
| LAINNYA  | 0                                     | 1                                    | 0                                   | 2                                    |
| <b>SUB TOTAL</b>   | <b>0</b>                              | <b>435 739 409</b>                   | <b>0</b>                            | <b>375 585 977</b>                   |
| <b>MOROCCO</b>   |                                       |                                      |                                     |                                      |
| 522 Inorganic Chemical Elements, Oxides And Halogen Salts                                  | 10 346 189                            | 60 842 492                           | 6 766 408                           | 49 051 835                           |
| 272 Fertilizers, Crude   | 0                                     | 245 272 180                          | 0                                   | 42 603 309                           |
| 842 Women's Coats/jacket, Not Knitted  | 11 686                                | 160 281                              | 644 702                             | 10 309 627                           |
| 841 Men's Coats/jackets, Not Knitted   | 2 569                                 | 34 842                               | 143 975                             | 2 111 784                            |
| 845 Articles Of Apparel  | 2 680                                 | 34 500                               | 135 354                             | 1 851 938                            |
| LAINNYA  | 3 748                                 | 3 382 751                            | 209 541                             | 4 979 521                            |
| <b>SUB TOTAL</b>   | <b>10 366 872</b>                     | <b>309 727 046</b>                   | <b>7 899 980</b>                    | <b>110 908 014</b>                   |
| <b>TUNISIA</b>   |                                       |                                      |                                     |                                      |
| 057 Fruit And Nut; Fresh Or Dried  | 0                                     | 4 271 005                            | 0                                   | 13 397 493                           |
| 523 Metallicsalts And Peroxysalts  | 1 024 000                             | 10 488 000                           | 620 240                             | 6 519 610                            |
| 772 Electrical Apparatus For Making And Breaking Electrical Circuits                       | 7 459                                 | 72 928                               | 160 525                             | 1 872 194                            |
| 061 Sugar, Molasses, And Honey   | 0                                     | 1 542 374                            | 0                                   | 858 316                              |
| 251 Pulp And Waste Paper   | 0                                     | 336 000                              | 0                                   | 662 420                              |
| LAINNYA  | 2 403                                 | 205 552                              | 166 992                             | 1 911 086                            |
| <b>SUB TOTAL</b>   | <b>1 033 862</b>                      | <b>16 915 859</b>                    | <b>947 757</b>                      | <b>25 221 119</b>                    |
| <b>ALGERIA</b>   |                                       |                                      |                                     |                                      |
| 333 Petroleum Oil, Crude   | 0                                     | 427 989 766                          | 0                                   | 355 389 731                          |
| 251 Pulp And Waste Paper   | 518 280                               | 6 475 510                            | 111 430                             | 1 409 428                            |
| 057 Fruit And Nut; Fresh Or Dried  | 0                                     | 17 000                               | 0                                   | 50 388                               |
| 695 Tools For Used In The Hand Or In Machines  | 0                                     | 65                                   | 0                                   | 14 524                               |
| 713 Internal Combustion Piston Engines And Parts   | 0                                     | 6                                    | 0                                   | 389                                  |
| LAINNYA  | 0                                     | 26                                   | 0                                   | 235                                  |
| <b>SUB TOTAL</b>   | <b>518 280</b>                        | <b>434 482 373</b>                   | <b>111 430</b>                      | <b>356 864 695</b>                   |
| <b>SUDAN</b>   |                                       |                                      |                                     |                                      |
| 222 Oil Seeds Use For Extraction Ofsoft Fixed Vegetable Oils                               | 0                                     | 3 512 500                            | 0                                   | 3 445 400                            |
| 211 Hides And Skins, Raw   | 0                                     | 8 000                                | 0                                   | 71 946                               |
| 263 Cotton   | 3                                     | 19 094                               | 2                                   | 36 619                               |
| 273 Stone, Sand And Gravel   | 1 705                                 | 8 309                                | 7 648                               | 35 630                               |
| 723 Civil Engineering And Contractor Plants And Equipments/parts                           | 0                                     | 187                                  | 0                                   | 27 943                               |
| LAINNYA  | 0                                     | 177                                  | 0                                   | 2 554                                |
| <b>SUB TOTAL</b>   | <b>1 708</b>                          | <b>3 548 267</b>                     | <b>7 650</b>                        | <b>3 620 092</b>                     |

**I.6 IMPOR KOMODITI MENURUT NEGARA ASAL / IMPORT BY COUNTRY OF ORIGIN  
DAN LIMA GOLONGAN BARANG (SITC) UTAMA / AND FIVE MAJOR SITC COMMODITY GROUP  
\*\* NOVEMBER / NOVEMBER 2013 \*\***

| Negara Asal/SITC/Uraian Golongan Barang<br><i>Country of Origin/SITC/group Description</i> | Berat Bersih / <i>Net Weight (Kg)</i> |                                      | Nilai CIF / <i>CIF Value (US\$)</i> |                                      |
|--|---------------------------------------|--------------------------------------|-------------------------------------|--------------------------------------|
|  | Bulan ini<br><i>Current month</i>     | Kumulatif<br><i>Cum. Jan to date</i> | Bulan ini<br><i>Current month</i>   | Kumulatif<br><i>Cum. Jan to date</i> |
| <b>ERITREA</b>   |                                       |                                      |                                     |                                      |
| 784 Parts And Accessories Of The Motor Vehicles  | 0                                     | 42                                   | 0                                   | 1 021                                |
| LAINNYA  | 0                                     | 0                                    | 0                                   | 0                                    |
| SUB TOTAL  | 0                                     | 42                                   | 0                                   | 1 021                                |
| <b>LESOTHO</b>   |                                       |                                      |                                     |                                      |
| 841 Men's Coats/jackets, Not Knitted   | 6 127                                 | 6 127                                | 86 959                              | 86 959                               |
| LAINNYA  | 0                                     | 0                                    | 0                                   | 0                                    |
| SUB TOTAL  | 6 127                                 | 6 127                                | 86 959                              | 86 959                               |
| <b>NAMIBIA</b>   |                                       |                                      |                                     |                                      |
| 036 Crustaceans, Molluscs, And Aquatic Invertebrates                                       | 0                                     | 50 094                               | 0                                   | 393 143                              |
| 411 Animal Oils And Fats   | 0                                     | 74 350                               | 0                                   | 130 959                              |
| 685 Lead   | 0                                     | 25 140                               | 0                                   | 49 149                               |
| 776 Thermionic, Cold Cathode, And Photo Cathode Valves/tubes                               | 0                                     | 49 938                               | 0                                   | 36 091                               |
| 699 Manufactures Of Base Metals  | 0                                     | 3 286                                | 0                                   | 2 111                                |
| LAINNYA  | 6                                     | 542                                  | 200                                 | 3 149                                |
| SUB TOTAL  | 6                                     | 203 350                              | 200                                 | 614 602                              |
| <b>WESTERN SAHARA</b>  |                                       |                                      |                                     |                                      |
| 699 Manufactures Of Base Metals  | 0                                     | 112                                  | 0                                   | 2 385                                |
| LAINNYA  | 0                                     | 0                                    | 0                                   | 0                                    |
| SUB TOTAL  | 0                                     | 112                                  | 0                                   | 2 385                                |
| <b>ETHIOPIA</b>  |                                       |                                      |                                     |                                      |
| 054 Vegetables, Fresh, Chilled, Frozen Or Simply Preserved                                 | 522 000                               | 13 154 500                           | 331 494                             | 8 317 278                            |
| 222 Oil Seeds Use For Extraction Ofsoft Fixed Vegetable Oils                               | 324 500                               | 5 002 500                            | 176 138                             | 2 150 208                            |
| 611 Leathers   | 3 495                                 | 32 616                               | 211 811                             | 2 092 506                            |
| 075 Spices   | 164 999                               | 512 299                              | 117 093                             | 575 910                              |
| 263 Cotton   | 0                                     | 117 969                              | 0                                   | 225 598                              |
| LAINNYA  | 8                                     | 15 998                               | 238                                 | 41 225                               |
| SUB TOTAL  | 1 015 002                             | 18 835 882                           | 836 774                             | 13 402 725                           |
| <b>TANZANIA, UNITED REP. OF</b>  |                                       |                                      |                                     |                                      |
| 263 Cotton   | 5 180 126                             | 19 788 479                           | 10 411 242                          | 38 045 757                           |
| 121 Tobacco, Unmanufactured And Refused  | 47 192                                | 712 141                              | 296 447                             | 3 788 405                            |
| 222 Oil Seeds Use For Extraction Ofsoft Fixed Vegetable Oils                               | 0                                     | 3 251 969                            | 0                                   | 2 370 588                            |
| 292 Crude Vegetable Materials  | 0                                     | 100 000                              | 0                                   | 160 000                              |
| 054 Vegetables, Fresh, Chilled, Frozen Or Simply Preserved                                 | 0                                     | 174 825                              | 0                                   | 143 068                              |
| LAINNYA  | 27 251                                | 105 940                              | 7 939                               | 262 791                              |
| SUB TOTAL  | 5 254 569                             | 24 133 354                           | 10 715 628                          | 44 770 609                           |
| <b>MADAGASCAR</b>  |                                       |                                      |                                     |                                      |
| 551 Essential Oils, Perfumes, And Flavour Materials  | 40 000                                | 414 617                              | 606 673                             | 6 088 395                            |
| 075 Spices   | 0                                     | 121 598                              | 0                                   | 1 872 482                            |
| 054 Vegetables, Fresh, Chilled, Frozen Or Simply Preserved                                 | 48 000                                | 560 000                              | 25 326                              | 310 308                              |
| 841 Men's Coats/jackets, Not Knitted   | 299                                   | 4 091                                | 18 332                              | 198 899                              |
| 845 Articles Of Apparel  | 750                                   | 4 079                                | 39 970                              | 178 813                              |
| LAINNYA  | 128                                   | 184 479                              | 5 355                               | 264 288                              |
| SUB TOTAL  | 89 177                                | 1 288 864                            | 695 656                             | 8 913 185                            |
| <b>SOMALIA</b>   |                                       |                                      |                                     |                                      |
| 745 Other Non-electical Machinery, Tools, And Mechanical Apparatus                         | 0                                     | 84                                   | 0                                   | 6 948                                |
| LAINNYA  | 0                                     | 0                                    | 0                                   | 0                                    |
| SUB TOTAL  | 0                                     | 84                                   | 0                                   | 6 948                                |
| <b>KENYA</b>   |                                       |                                      |                                     |                                      |
| 074 Tea And Mate   | 93 338                                | 1 423 482                            | 215 251                             | 4 062 775                            |
| 611 Leathers   | 34 529                                | 243 366                              | 356 824                             | 2 523 407                            |
| 523 Metallicsalts And Peroxysalts  | 1 300 947                             | 13 451 012                           | 240 673                             | 2 516 052                            |
| 292 Crude Vegetable Materials  | 0                                     | 614 239                              | 0                                   | 999 773                              |
| 265 Vegetable Textile Fibres,raw Or Processed;waste Of These Fibres                        | 0                                     | 476 000                              | 0                                   | 677 320                              |
| LAINNYA  | 113                                   | 1 284 953                            | 1 020                               | 2 091 126                            |
| SUB TOTAL  | 1 428 927                             | 17 493 052                           | 813 768                             | 12 870 453                           |

**I.6 IMPOR KOMODITI MENURUT NEGARA ASAL / IMPORT BY COUNTRY OF ORIGIN  
DAN LIMA GOLONGAN BARANG (SITC) UTAMA / AND FIVE MAJOR SITC COMMODITY GROUP  
\*\* NOVEMBER / NOVEMBER 2013 \*\***

| Negara Asal/SITC/Uraian Golongan Barang<br><i>Country of Origin/SITC/group Description</i> | Berat Bersih / <i>Net Weight (Kg)</i> |                                      | Nilai CIF / <i>CIF Value (US\$)</i> |                                      |
|--|---------------------------------------|--------------------------------------|-------------------------------------|--------------------------------------|
|  | Bulan ini<br><i>Current month</i>     | Kumulatif<br><i>Cum. Jan to date</i> | Bulan ini<br><i>Current month</i>   | Kumulatif<br><i>Cum. Jan to date</i> |
| <b>REUNION</b>   |                                       |                                      |                                     |                                      |
| 251 Pulp And Waste Paper   | 2 240 547                             | 11 141 993                           | 376 214                             | 2 099 955                            |
| 745 Other Non-electical Machinery, Tools, And Mechanical Apparatus                         | 0                                     | 761                                  | 0                                   | 105 352                              |
| 232 Synthetic Rubber Latex, Synthetic/reclaimed Rubber                                     | 0                                     | 1 610 323                            | 0                                   | 66 635                               |
| 727 Food Processing Machines And Parts   | 0                                     | 313                                  | 0                                   | 66 435                               |
| 874 Measuring, Checking, Analysing, And Controlling Instrument And Apparatus               | 31                                    | 61                                   | 38 601                              | 40 699                               |
| LAINNYA  | 2                                     | 89 193                               | 2                                   | 101 046                              |
| <b>SUB TOTAL</b>   | <b>2 240 580</b>                      | <b>12 842 644</b>                    | <b>414 817</b>                      | <b>2 480 122</b>                     |
| <b>MOZAMBIQUE</b>  |                                       |                                      |                                     |                                      |
| 263 Cotton   | 2 079 092                             | 21 884 603                           | 4 210 361                           | 41 470 353                           |
| 222 Oil Seeds Use For Extraction Of soft Fixed Vegetable Oils                              | 0                                     | 10 681 771                           | 0                                   | 10 876 926                           |
| 121 Tobacco, Unmanufactured And Refused  | 3 420                                 | 74 794                               | 23 841                              | 445 375                              |
| 685 Lead   | 0                                     | 99 938                               | 0                                   | 197 378                              |
| 265 Vegetable Textile Fibres, raw Or Processed; waste Of These Fibres                      | 0                                     | 111 900                              | 0                                   | 140 994                              |
| LAINNYA  | 13 000                                | 249 372                              | 12 740                              | 193 575                              |
| <b>SUB TOTAL</b>   | <b>2 095 512</b>                      | <b>33 102 378</b>                    | <b>4 246 942</b>                    | <b>53 324 601</b>                    |
| <b>BOTSWANA</b>  |                                       |                                      |                                     |                                      |
| 658 Made-up Articles, Wholly/chiefly Of Textile Materials                                  | 0                                     | 113                                  | 0                                   | 2 297                                |
| 845 Articles Of Apparel  | 0                                     | 14                                   | 0                                   | 344                                  |
| 699 Manufactures Of Base Metals  | 0                                     | 7                                    | 0                                   | 65                                   |
| 656 Tulle, lace, embroidery, ribbons, trimmings And Other Small Wares                      | 0                                     | 8                                    | 0                                   | 14                                   |
| 892 Printed Matter   | 0                                     | 6                                    | 0                                   | 8                                    |
| LAINNYA  | 0                                     | 2                                    | 0                                   | 5                                    |
| <b>SUB TOTAL</b>   | <b>0</b>                              | <b>150</b>                           | <b>0</b>                            | <b>2 733</b>                         |
| <b>TOGO</b>  |                                       |                                      |                                     |                                      |
| 263 Cotton   | 320 024                               | 5 434 092                            | 661 661                             | 10 652 525                           |
| 282 Waste And Scrap Metal Of Iron/steel  | 813 340                               | 6 924 000                            | 295 105                             | 2 636 090                            |
| 001 Live Animals Other Than Fish   | 0                                     | 296                                  | 0                                   | 4 467                                |
| 772 Electrical Apparatus For Making And Breaking Electrical Circuits                       | 0                                     | 18                                   | 0                                   | 1 128                                |
| LAINNYA  | 0                                     | 0                                    | 0                                   | 0                                    |
| <b>SUB TOTAL</b>   | <b>1 133 364</b>                      | <b>12 358 406</b>                    | <b>956 766</b>                      | <b>13 294 210</b>                    |
| <b>GHANA</b>   |                                       |                                      |                                     |                                      |
| 072 Cocoa  | 0                                     | 8 250 000                            | 0                                   | 20 749 472                           |
| 263 Cotton   | 0                                     | 1 787 343                            | 0                                   | 3 560 574                            |
| 685 Lead   | 0                                     | 546 380                              | 0                                   | 1 146 321                            |
| 288 Non-ferrous Base Metal Waste And Scraps  | 0                                     | 22 030                               | 0                                   | 35 248                               |
| 634 Veneers, plywood, improved/reconstituted Wood Worked                                   | 106                                   | 9 907                                | 1 777                               | 31 666                               |
| LAINNYA  | 0                                     | 11 163                               | 0                                   | 16 150                               |
| <b>SUB TOTAL</b>   | <b>106</b>                            | <b>10 626 823</b>                    | <b>1 777</b>                        | <b>25 539 431</b>                    |
| <b>LIBERIA</b>   |                                       |                                      |                                     |                                      |
| 041 Wheat And Meslin, Unmilled   | 0                                     | 18 675 000                           | 0                                   | 6 352 250                            |
| 652 Cotton Fabrics, Woven  | 0                                     | 4 802                                | 0                                   | 39 068                               |
| 655 Knitted Or Crocheted Fabrics   | 253                                   | 253                                  | 3 460                               | 3 460                                |
| 899 Other Miscellaneous Manufactured Articles  | 27                                    | 27                                   | 1 070                               | 1 070                                |
| 892 Printed Matter   | 0                                     | 69                                   | 0                                   | 575                                  |
| LAINNYA  | 0                                     | 1                                    | 0                                   | 65                                   |
| <b>SUB TOTAL</b>   | <b>280</b>                            | <b>18 680 152</b>                    | <b>4 530</b>                        | <b>6 396 488</b>                     |
| <b>GUINEA</b>  |                                       |                                      |                                     |                                      |
| 685 Lead   | 0                                     | 80 500                               | 0                                   | 163 817                              |
| 874 Measuring, Checking, Analysing, And Controlling Instrument And Apparatus               | 0                                     | 1                                    | 0                                   | 858                                  |
| LAINNYA  | 0                                     | 0                                    | 0                                   | 0                                    |
| <b>SUB TOTAL</b>   | <b>0</b>                              | <b>80 501</b>                        | <b>0</b>                            | <b>164 675</b>                       |
| <b>ANGOLA</b>  |                                       |                                      |                                     |                                      |
| 333 Petroleum Oil, Crude   | 0                                     | 254 908 000                          | 0                                   | 210 745 748                          |
| 744 Mechanical Handling Equipments And Parts   | 0                                     | 381 387                              | 0                                   | 1 526 145                            |
| 737 Metalworking Machinery And Parts   | 0                                     | 44 567                               | 0                                   | 190 310                              |

**I.6 IMPOR KOMODITI MENURUT NEGARA ASAL / IMPORT BY COUNTRY OF ORIGIN  
DAN LIMA GOLONGAN BARANG (SITC) UTAMA / AND FIVE MAJOR SITC COMMODITY GROUP  
\*\* NOVEMBER / NOVEMBER 2013 \*\***

| Negara Asal/SITC/Uraian Golongan Barang<br><i>Country of Origin/SITC/group Description</i> | Berat Bersih / <i>Net Weight (Kg)</i> |                                      | Nilai CIF / <i>CIF Value (US\$)</i> |                                      |
|--|---------------------------------------|--------------------------------------|-------------------------------------|--------------------------------------|
|  | Bulan ini<br><i>Current month</i>     | Kumulatif<br><i>Cum. Jan to date</i> | Bulan ini<br><i>Current month</i>   | Kumulatif<br><i>Cum. Jan to date</i> |
| 679 Tubes, Pipes, Hollow Profile, Pipe Fitting Of Iron/steel                               | 0                                     | 11 708                               | 0                                   | 55 012                               |
| 743 Pumps, Compressors, Fans, Blowers, Centrifuges, And Parts                              | 0                                     | 7 078                                | 0                                   | 26 602                               |
| LAINNYA  | 1                                     | 32 897                               | 244                                 | 168 372                              |
| <b>SUB TOTAL</b>   | <b>1</b>                              | <b>255 385 637</b>                   | <b>244</b>                          | <b>212 712 189</b>                   |
| <b>CONGO</b>   |                                       |                                      |                                     |                                      |
| 248 Wood, simply Worked And Railway Sleeper Of Wood  | 81 584                                | 403 264                              | 49 539                              | 336 172                              |
| 763 Sound Recorders Or Reproducers   | 4 634                                 | 4 634                                | 72 053                              | 72 053                               |
| 685 Lead   | 0                                     | 24 850                               | 0                                   | 53 428                               |
| 247 Wood In The Rough Or Roughly Squared   | 0                                     | 39 614                               | 0                                   | 36 074                               |
| 874 Measuring, Checking, Analysing, And Controlling Instrument And Appar                   | 0                                     | 90                                   | 0                                   | 5 349                                |
| LAINNYA  | 0                                     | 32                                   | 0                                   | 1 536                                |
| <b>SUB TOTAL</b>   | <b>86 218</b>                         | <b>472 484</b>                       | <b>121 592</b>                      | <b>504 612</b>                       |
| <b>CAMEROON</b>  |                                       |                                      |                                     |                                      |
| 072 Cocoa  | 0                                     | 2 941 544                            | 0                                   | 7 160 473                            |
| 263 Cotton   | 406 111                               | 3 393 939                            | 842 801                             | 6 723 490                            |
| 248 Wood, simply Worked And Railway Sleeper Of Wood  | 66 892                                | 3 095 705                            | 51 154                              | 2 356 132                            |
| 685 Lead   | 0                                     | 101 220                              | 0                                   | 220 559                              |
| 247 Wood In The Rough Or Roughly Squared   | 0                                     | 182 907                              | 0                                   | 131 873                              |
| LAINNYA  | 9                                     | 14 878                               | 188                                 | 117 722                              |
| <b>SUB TOTAL</b>   | <b>473 012</b>                        | <b>9 730 193</b>                     | <b>894 143</b>                      | <b>16 710 249</b>                    |
| <b>NIGERIA</b>   |                                       |                                      |                                     |                                      |
| 333 Petroleum Oil, Crude   | 510 907 000                           | 3 171 678 533                        | 417 927 180                         | 2 643 495 778                        |
| 342 Liquefied Propane And Butane   | 0                                     | 32 108 887                           | 0                                   | 31 620 832                           |
| 263 Cotton   | 0                                     | 12 404 275                           | 0                                   | 22 001 470                           |
| 611 Leathers   | 59 472                                | 225 688                              | 608 476                             | 2 273 600                            |
| 684 Aluminium  | 0                                     | 1 197 354                            | 0                                   | 2 157 538                            |
| LAINNYA  | 51 540                                | 1 959 431                            | 101 534                             | 3 179 008                            |
| <b>SUB TOTAL</b>   | <b>511 018 012</b>                    | <b>3 219 574 168</b>                 | <b>418 637 190</b>                  | <b>2 704 728 226</b>                 |
| <b>SIERRA LEONE</b>  |                                       |                                      |                                     |                                      |
| 248 Wood, simply Worked And Railway Sleeper Of Wood  | 0                                     | 97 321                               | 0                                   | 80 066                               |
| 764 Telecommunication Equipments And Parts   | 0                                     | 123                                  | 0                                   | 22 839                               |
| 772 Electrical Apparatus For Making And Breaking Electrical Circuits                       | 0                                     | 399                                  | 0                                   | 16 677                               |
| 598 Miscellaneous Chemical Products  | 0                                     | 255                                  | 0                                   | 11 852                               |
| 695 Tools For Used In The Hand Or In Machines  | 0                                     | 491                                  | 0                                   | 11 704                               |
| LAINNYA  | 17                                    | 224                                  | 1 038                               | 10 546                               |
| <b>SUB TOTAL</b>   | <b>17</b>                             | <b>98 813</b>                        | <b>1 038</b>                        | <b>153 684</b>                       |
| <b>GABON</b>   |                                       |                                      |                                     |                                      |
| 873 Meters And Counters  | 0                                     | 7 845                                | 0                                   | 266 625                              |
| 282 Waste And Scrap Metal Of Iron/steel  | 0                                     | 176 890                              | 0                                   | 72 171                               |
| 248 Wood, simply Worked And Railway Sleeper Of Wood  | 0                                     | 72 821                               | 0                                   | 48 894                               |
| 679 Tubes, Pipes, Hollow Profile, Pipe Fitting Of Iron/steel                               | 0                                     | 4 075                                | 0                                   | 6 949                                |
| 743 Pumps, Compressors, Fans, Blowers, Centrifuges, And Parts                              | 0                                     | 108                                  | 0                                   | 6 336                                |
| LAINNYA  | 140                                   | 570                                  | 1 385                               | 4 640                                |
| <b>SUB TOTAL</b>   | <b>140</b>                            | <b>262 309</b>                       | <b>1 385</b>                        | <b>405 615</b>                       |
| <b>COTE D'IVOIRE</b>   |                                       |                                      |                                     |                                      |
| 263 Cotton   | 1 962 322                             | 19 140 020                           | 4 041 284                           | 38 671 324                           |
| 072 Cocoa  | 1 109 837                             | 8 241 025                            | 2 749 071                           | 20 612 450                           |
| 081 Feeding Stuff For Animals  | 0                                     | 5 000                                | 0                                   | 82 500                               |
| 248 Wood, simply Worked And Railway Sleeper Of Wood  | 0                                     | 51 299                               | 0                                   | 50 749                               |
| 764 Telecommunication Equipments And Parts   | 0                                     | 66                                   | 0                                   | 21 730                               |
| LAINNYA  | 4                                     | 166                                  | 3 104                               | 3 654                                |
| <b>SUB TOTAL</b>   | <b>3 072 163</b>                      | <b>27 437 576</b>                    | <b>6 793 459</b>                    | <b>59 442 407</b>                    |
| <b>SENEGAL</b>   |                                       |                                      |                                     |                                      |
| 263 Cotton   | 49 667                                | 1 413 663                            | 99 643                              | 2 906 820                            |
| 282 Waste And Scrap Metal Of Iron/steel  | 0                                     | 1 465 705                            | 0                                   | 563 147                              |
| 685 Lead   | 150 140                               | 150 140                              | 295 272                             | 295 272                              |

**I.6 IMPOR KOMODITI MENURUT NEGARA ASAL / IMPORT BY COUNTRY OF ORIGIN  
DAN LIMA GOLONGAN BARANG (SITC) UTAMA / AND FIVE MAJOR SITC COMMODITY GROUP  
\*\* NOVEMBER / NOVEMBER 2013 \*\***

| Negara Asal/SITC/Uraian Golongan Barang<br><i>Country of Origin/SITC/group Description</i> | Berat Bersih / <i>Net Weight (Kg)</i> |                                      | Nilai CIF / <i>CIF Value (US\$)</i> |                                      |
|--|---------------------------------------|--------------------------------------|-------------------------------------|--------------------------------------|
|  | Bulan ini<br><i>Current month</i>     | Kumulatif<br><i>Cum. Jan to date</i> | Bulan ini<br><i>Current month</i>   | Kumulatif<br><i>Cum. Jan to date</i> |
| 716 Rotating Electric Plants And Parts   | 0                                     | 12 860                               | 0                                   | 180 000                              |
| 764 Telecommunication Equipments And Parts   | 0                                     | 33                                   | 0                                   | 12 506                               |
| LAINNYA  | 0                                     | 2 456                                | 0                                   | 5 308                                |
| <b>SUB TOTAL</b>   | <b>199 807</b>                        | <b>3 044 857</b>                     | <b>394 915</b>                      | <b>3 963 053</b>                     |
| <b>MAURITANIA</b>  |                                       |                                      |                                     |                                      |
| 282 Waste And Scrap Metal Of Iron/steel  | 0                                     | 1 549 535                            | 0                                   | 635 731                              |
| 776 Thermionic, Cold Cathode, And Photo Cathode Valves/tubes                               | 0                                     | 8                                    | 0                                   | 550                                  |
| 893 Article Of Plastics  | 0                                     | 1                                    | 0                                   | 2                                    |
| LAINNYA  | 0                                     | 0                                    | 0                                   | 0                                    |
| <b>SUB TOTAL</b>   | <b>0</b>                              | <b>1 549 544</b>                     | <b>0</b>                            | <b>636 283</b>                       |
| <b>MALI</b>  |                                       |                                      |                                     |                                      |
| 263 Cotton   | 1 222 957                             | 20 005 874                           | 2 687 527                           | 41 159 015                           |
| 726 Printing/book Binding Machinery And Parts  | 0                                     | 180                                  | 0                                   | 133 300                              |
| 772 Electrical Apparatus For Making And Breaking Electrical Circuits                       | 0                                     | 164                                  | 0                                   | 10 032                               |
| 682 Copper   | 0                                     | 25                                   | 0                                   | 1 754                                |
| 776 Thermionic, Cold Cathode, And Photo Cathode Valves/tubes                               | 0                                     | 27                                   | 0                                   | 1 312                                |
| LAINNYA  | 0                                     | 3                                    | 0                                   | 75                                   |
| <b>SUB TOTAL</b>   | <b>1 222 957</b>                      | <b>20 006 273</b>                    | <b>2 687 527</b>                    | <b>41 305 488</b>                    |
| <b>BENIN</b>   |                                       |                                      |                                     |                                      |
| 263 Cotton   | 499 071                               | 11 638 000                           | 935 224                             | 23 145 554                           |
| 057 Fruit And Nut; Fresh Or Dried  | 0                                     | 505 020                              | 0                                   | 517 646                              |
| 282 Waste And Scrap Metal Of Iron/steel  | 0                                     | 1 271 380                            | 0                                   | 496 741                              |
| 288 Non-ferrous Base Metal Waste And Scraps  | 40 800                                | 40 800                               | 66 584                              | 66 584                               |
| 845 Articles Of Apparel  | 110                                   | 233                                  | 6 133                               | 8 858                                |
| LAINNYA  | 10                                    | 13                                   | 545                                 | 593                                  |
| <b>SUB TOTAL</b>   | <b>539 991</b>                        | <b>13 455 446</b>                    | <b>1 008 486</b>                    | <b>24 235 976</b>                    |
| <b>BURKINA FASO</b>  |                                       |                                      |                                     |                                      |
| 263 Cotton   | 2 592 774                             | 42 919 063                           | 5 293 545                           | 84 478 905                           |
| 652 Cotton Fabrics, Woven  | 98 653                                | 98 653                               | 243 589                             | 243 589                              |
| 266 Synthetic Fibres Suitable For Spinning   | 0                                     | 74 946                               | 0                                   | 110 920                              |
| 694 Nails, Screws, Nuts, Bolts, Rivets Of Iron/steel Or Copper                             | 0                                     | 2                                    | 0                                   | 957                                  |
| 741 Heating And Cooling Equipments And Parts   | 0                                     | 60                                   | 0                                   | 426                                  |
| LAINNYA  | 0                                     | 0                                    | 0                                   | 0                                    |
| <b>SUB TOTAL</b>   | <b>2 691 427</b>                      | <b>43 092 724</b>                    | <b>5 537 134</b>                    | <b>84 834 797</b>                    |
| <b>GUINEA BISSAU</b>   |                                       |                                      |                                     |                                      |
| 222 Oil Seeds Use For Extraction Ofsoft Fixed Vegetable Oils                               | 0                                     | 16 845                               | 0                                   | 18 530                               |
| LAINNYA  | 0                                     | 0                                    | 0                                   | 0                                    |
| <b>SUB TOTAL</b>   | <b>0</b>                              | <b>16 845</b>                        | <b>0</b>                            | <b>18 530</b>                        |
| <b>GAMBIA</b>  |                                       |                                      |                                     |                                      |
| 845 Articles Of Apparel  | 0                                     | 20                                   | 0                                   | 678                                  |
| 844 Women's Coats/jackets, Knitted   | 0                                     | 17                                   | 0                                   | 594                                  |
| 695 Tools For Used In The Hand Or In Machines  | 0                                     | 3                                    | 0                                   | 31                                   |
| LAINNYA  | 0                                     | 0                                    | 0                                   | 0                                    |
| <b>SUB TOTAL</b>   | <b>0</b>                              | <b>40</b>                            | <b>0</b>                            | <b>1 303</b>                         |
| <b>U.S. VIRGIN ISLANDS</b>   |                                       |                                      |                                     |                                      |
| 682 Copper   | 0                                     | 203 325                              | 0                                   | 965 795                              |
| 582 Plates, Sheets, And Film Of Plastics   | 0                                     | 664                                  | 0                                   | 40 706                               |
| 531 Synthetic Organic: Colouring Matter  | 0                                     | 10 750                               | 0                                   | 15 588                               |
| 813 Lighting Fixtures And Fittings   | 63                                    | 86                                   | 4 654                               | 5 759                                |
| 699 Manufactures Of Base Metals  | 0                                     | 1 745                                | 0                                   | 2 580                                |
| LAINNYA  | 0                                     | 117                                  | 0                                   | 6 132                                |
| <b>SUB TOTAL</b>   | <b>63</b>                             | <b>216 687</b>                       | <b>4 654</b>                        | <b>1 036 560</b>                     |
| <b>SEYCHELLES</b>  |                                       |                                      |                                     |                                      |
| 733 Machine Tool For Working Metals  | 0                                     | 27 371                               | 0                                   | 411 747                              |
| 731 Machine Tools By Removing Metal  | 0                                     | 12 481                               | 0                                   | 187 956                              |

**I.6 IMPOR KOMODITI MENURUT NEGARA ASAL / IMPORT BY COUNTRY OF ORIGIN  
DAN LIMA GOLONGAN BARANG (SITC) UTAMA / AND FIVE MAJOR SITC COMMODITY GROUP  
\*\* NOVEMBER / NOVEMBER 2013 \*\***

| Negara Asal/SITC/Uraian Golongan Barang<br><i>Country of Origin/SITC/group Description</i> | Berat Bersih / <i>Net Weight (Kg)</i> |                                      | Nilai CIF / <i>CIF Value (US\$)</i> |                                      |
|--|---------------------------------------|--------------------------------------|-------------------------------------|--------------------------------------|
|  | Bulan ini<br><i>Current month</i>     | Kumulatif<br><i>Cum. Jan to date</i> | Bulan ini<br><i>Current month</i>   | Kumulatif<br><i>Cum. Jan to date</i> |
| 872 Medical Instruments And Appliances   | 0                                     | 780                                  | 0                                   | 123 990                              |
| 741 Heating And Cooling Equipments And Parts   | 0                                     | 3 736                                | 0                                   | 56 203                               |
| 112 Alcoholic Beverages  | 0                                     | 7 053                                | 0                                   | 23 208                               |
| LAINNYA  | 0                                     | 14 672                               | 0                                   | 36 645                               |
| SUB TOTAL  | 0                                     | 66 093                               | 0                                   | 839 749                              |
| <b>UGANDA</b>  |                                       |                                      |                                     |                                      |
| 263 Cotton   | 0                                     | 9 447 225                            | 0                                   | 17 939 403                           |
| 611 Leathers   | 0                                     | 169 754                              | 0                                   | 1 623 767                            |
| 074 Tea And Mate   | 0                                     | 12 320                               | 0                                   | 24 987                               |
| 121 Tobacco, Unmanufactured And Refused  | 1 800                                 | 1 800                                | 15 004                              | 15 004                               |
| 728 Other Machines And Equipment Specialized For Particular Industry                       | 0                                     | 423                                  | 0                                   | 5 025                                |
| LAINNYA  | 0                                     | 6                                    | 0                                   | 62                                   |
| SUB TOTAL  | 1 800                                 | 9 631 528                            | 15 004                              | 19 608 248                           |
| <b>CENTRAL AFRICAN REPUBLIC</b>  |                                       |                                      |                                     |                                      |
| 263 Cotton   | 418 104                               | 5 926 940                            | 907 399                             | 11 991 283                           |
| 675 Flat Rolled Products And Alloy Steels  | 0                                     | 16 126                               | 0                                   | 93 531                               |
| 248 Wood, simply Worked And Railway Sleeper Of Wood  | 0                                     | 96 040                               | 0                                   | 81 586                               |
| LAINNYA  | 0                                     | 0                                    | 0                                   | 0                                    |
| SUB TOTAL  | 418 104                               | 6 039 106                            | 907 399                             | 12 166 400                           |
| <b>NIGER</b>   |                                       |                                      |                                     |                                      |
| 773 Equipment For Distributing Electricity   | 0                                     | 3 240                                | 0                                   | 156 668                              |
| 071 Coffee And Coffee Substitutes  | 0                                     | 11 743                               | 0                                   | 37 856                               |
| 778 Electrical Machinery And Apparatus   | 0                                     | 5 529                                | 0                                   | 26 284                               |
| 287 Ores And Concentrates Of Basemetals  | 600                                   | 600                                  | 17 635                              | 17 635                               |
| 893 Article Of Plastics  | 0                                     | 54                                   | 0                                   | 8 873                                |
| LAINNYA  | 82                                    | 1 971                                | 165                                 | 34 122                               |
| SUB TOTAL  | 682                                   | 23 137                               | 17 800                              | 281 438                              |
| <b>CHAD</b>  |                                       |                                      |                                     |                                      |
| 263 Cotton   | 99 991                                | 3 148 021                            | 202 256                             | 6 381 667                            |
| 292 Crude Vegetable Materials  | 1 000                                 | 6 003                                | 2 900                               | 18 215                               |
| 676 Iron/steel Bars, Rods, Angels, Shaped And Sections                                     | 0                                     | 1 751                                | 0                                   | 1 531                                |
| 776 Thermionic, Cold Cathode, And Photo Cathode Valves/tubes                               | 0                                     | 4                                    | 0                                   | 254                                  |
| LAINNYA  | 0                                     | 0                                    | 0                                   | 0                                    |
| SUB TOTAL  | 100 991                               | 3 155 779                            | 205 156                             | 6 401 667                            |
| <b>DJIBOUTI</b>  |                                       |                                      |                                     |                                      |
| 054 Vegetables, Fresh, Chilled, Frozen Or Simply Preserved                                 | 72 000                                | 546 000                              | 50 652                              | 380 613                              |
| 742 Pumps For Liquid And Parts   | 64                                    | 64                                   | 1                                   | 1                                    |
| LAINNYA  | 0                                     | 0                                    | 0                                   | 0                                    |
| SUB TOTAL  | 72 064                                | 546 064                              | 50 653                              | 380 614                              |
| <b>SAINT HELENA</b>  |                                       |                                      |                                     |                                      |
| 334 Petroleum Products, Refined  | 0                                     | 84 000                               | 0                                   | 136 080                              |
| 725 Papermill/pulpmill Machinery And Paper Cutting Machines                                | 0                                     | 11 460                               | 0                                   | 10 473                               |
| 533 Pigments, Paints, Varnishes, And Related Materials                                     | 0                                     | 398                                  | 0                                   | 8 208                                |
| 899 Other Miscellaneous Manufactured Articles  | 0                                     | 667                                  | 0                                   | 4 668                                |
| 582 Plates, Sheets, And Film Of Plastics   | 0                                     | 24                                   | 0                                   | 1 824                                |
| LAINNYA  | 59                                    | 378                                  | 685                                 | 2 367                                |
| SUB TOTAL  | 59                                    | 96 927                               | 685                                 | 163 620                              |
| <b>SAO TOME AND PRINCIPE</b>   |                                       |                                      |                                     |                                      |
| 899 Other Miscellaneous Manufactured Articles  | 0                                     | 97                                   | 0                                   | 3 313                                |
| 759 Parts And Accessories For Machine Of Heading 751 Or 752                                | 0                                     | 1                                    | 0                                   | 66                                   |
| 699 Manufactures Of Base Metals  | 0                                     | 8                                    | 0                                   | 64                                   |
| 784 Parts And Accessories Of The Motor Vehicles  | 0                                     | 1                                    | 0                                   | 40                                   |
| 772 Electrical Apparatus For Making And Breaking Electrical Circuits                       | 0                                     | 1                                    | 0                                   | 14                                   |
| LAINNYA  | 0                                     | 9                                    | 0                                   | 1                                    |
| SUB TOTAL  | 0                                     | 117                                  | 0                                   | 3 498                                |

**I.6 IMPOR KOMODITI MENURUT NEGARA ASAL / IMPORT BY COUNTRY OF ORIGIN  
DAN LIMA GOLONGAN BARANG (SITC) UTAMA / AND FIVE MAJOR SITC COMMODITY GROUP  
\*\* NOVEMBER / NOVEMBER 2013 \*\***

| Negara Asal/SITC/Uraian Golongan Barang<br><i>Country of Origin/SITC/group Description</i> | Berat Bersih / <i>Net Weight (Kg)</i> |                                      | Nilai CIF / <i>CIF Value (US\$)</i> |                                      |
|--|---------------------------------------|--------------------------------------|-------------------------------------|--------------------------------------|
|  | Bulan ini<br><i>Current month</i>     | Kumulatif<br><i>Cum. Jan to date</i> | Bulan ini<br><i>Current month</i>   | Kumulatif<br><i>Cum. Jan to date</i> |
| <b>SWAZILAND</b>   |                                       |                                      |                                     |                                      |
| 726 Printing/book Binding Machinery And Parts  | 0                                     | 5 824                                | 0                                   | 525 710                              |
| 724 Textile/leather Machinery And Parts  | 1                                     | 127 760                              | 3 991                               | 474 291                              |
| 778 Electrical Machinery And Apparatus   | 0                                     | 1 625                                | 0                                   | 394 274                              |
| 733 Machine Tool For Working Metals  | 0                                     | 10 055                               | 0                                   | 306 297                              |
| 728 Other Machines And Equipment Specialized For Particular Industry                       | 1                                     | 1 883                                | 3 791                               | 211 408                              |
| LAINNYA  | 1 430                                 | 850 620                              | 194 917                             | 1 675 888                            |
| <b>SUB TOTAL</b>   | <b>1 432</b>                          | <b>997 767</b>                       | <b>202 699</b>                      | <b>3 587 868</b>                     |
| <b>SOUTH AFRICA</b>  |                                       |                                      |                                     |                                      |
| 251 Pulp And Waste Paper   | 14 059 846                            | 288 459 495                          | 12 148 374                          | 250 233 350                          |
| 684 Aluminium  | 1 869 465                             | 62 838 389                           | 3 850 483                           | 133 065 606                          |
| 061 Sugar, Molasses, And Honey   | 18 700 000                            | 87 997 000                           | 11 854 491                          | 47 996 957                           |
| 522 Inorganic Chemical Elements, Oxides And Halogen Salts                                  | 18 000                                | 44 894 140                           | 79 200                              | 38 851 729                           |
| 282 Waste And Scrap Metal Of Iron/steel  | 1 761 200                             | 47 313 520                           | 634 060                             | 19 200 480                           |
| LAINNYA  | 4 646 947                             | 49 433 173                           | 8 100 885                           | 97 833 906                           |
| <b>SUB TOTAL</b>   | <b>41 055 458</b>                     | <b>580 935 717</b>                   | <b>36 667 493</b>                   | <b>587 182 028</b>                   |
| <b>ZIMBABWE</b>  |                                       |                                      |                                     |                                      |
| 121 Tobacco, Unmanufactured And Refused  | 218 790                               | 2 888 150                            | 1 687 002                           | 14 711 070                           |
| 263 Cotton   | 1 536 893                             | 6 557 063                            | 3 155 237                           | 12 879 888                           |
| 728 Other Machines And Equipment Specialized For Particular Industry                       | 0                                     | 4                                    | 0                                   | 13 844                               |
| LAINNYA  | 0                                     | 0                                    | 0                                   | 0                                    |
| <b>SUB TOTAL</b>   | <b>1 755 683</b>                      | <b>9 445 217</b>                     | <b>4 842 239</b>                    | <b>27 604 802</b>                    |
| <b>ZAMBIA</b>  |                                       |                                      |                                     |                                      |
| 263 Cotton   | 984 360                               | 7 530 810                            | 2 002 823                           | 14 877 996                           |
| LAINNYA  | 0                                     | 0                                    | 0                                   | 0                                    |
| <b>SUB TOTAL</b>   | <b>984 360</b>                        | <b>7 530 810</b>                     | <b>2 002 823</b>                    | <b>14 877 996</b>                    |
| <b>MALAWI</b>  |                                       |                                      |                                     |                                      |
| 263 Cotton   | 91 882                                | 2 567 245                            | 190 412                             | 4 627 667                            |
| 121 Tobacco, Unmanufactured And Refused  | 29 383                                | 441 120                              | 139 319                             | 2 712 194                            |
| 075 Spices   | 25 850                                | 25 850                               | 34 380                              | 34 380                               |
| LAINNYA  | 0                                     | 0                                    | 0                                   | 0                                    |
| <b>SUB TOTAL</b>   | <b>147 115</b>                        | <b>3 034 215</b>                     | <b>364 111</b>                      | <b>7 374 241</b>                     |
| <b>COMOROS</b>   |                                       |                                      |                                     |                                      |
| 075 Spices   | 0                                     | 4 193                                | 0                                   | 49 687                               |
| LAINNYA  | 0                                     | 0                                    | 0                                   | 0                                    |
| <b>SUB TOTAL</b>   | <b>0</b>                              | <b>4 193</b>                         | <b>0</b>                            | <b>49 687</b>                        |
| <b>MAURITIUS</b>   |                                       |                                      |                                     |                                      |
| 335 Residual Petroleum Products, And Related Materials                                     | 106 000                               | 512 500                              | 366 560                             | 1 768 905                            |
| 776 Thermionic, Cold Cathode, And Photo Cathode Valves/tubes                               | 0                                     | 7 150                                | 0                                   | 1 054 492                            |
| 845 Articles Of Apparel  | 2 069                                 | 21 733                               | 87 845                              | 803 635                              |
| 075 Spices   | 0                                     | 74 404                               | 0                                   | 669 636                              |
| 282 Waste And Scrap Metal Of Iron/steel  | 101 100                               | 1 426 725                            | 37 407                              | 553 133                              |
| LAINNYA  | 104 552                               | 414 696                              | 177 295                             | 994 123                              |
| <b>SUB TOTAL</b>   | <b>313 721</b>                        | <b>2 457 208</b>                     | <b>669 107</b>                      | <b>5 843 924</b>                     |
| <b>RWANDA</b>  |                                       |                                      |                                     |                                      |
| 071 Coffee And Coffee Substitutes  | 0                                     | 36 000                               | 0                                   | 78 840                               |
| 655 Knitted Or Crocheted Fabrics   | 0                                     | 14                                   | 0                                   | 29                                   |
| 759 Parts And Accessories For Machine Of Heading 751 Or 752                                | 0                                     | 1                                    | 0                                   | 3                                    |
| LAINNYA  | 0                                     | 0                                    | 0                                   | 0                                    |
| <b>SUB TOTAL</b>   | <b>0</b>                              | <b>36 015</b>                        | <b>0</b>                            | <b>78 872</b>                        |
| <b>ZAIRE</b>   |                                       |                                      |                                     |                                      |
| 721 Agricultural Machinery And Parts   | 0                                     | 18                                   | 0                                   | 3 548                                |
| LAINNYA  | 0                                     | 0                                    | 0                                   | 0                                    |
| <b>SUB TOTAL</b>   | <b>0</b>                              | <b>18</b>                            | <b>0</b>                            | <b>3 548</b>                         |

**I.6 IMPOR KOMODITI MENURUT NEGARA ASAL / IMPORT BY COUNTRY OF ORIGIN  
DAN LIMA GOLONGAN BARANG (SITC) UTAMA / AND FIVE MAJOR SITC COMMODITY GROUP  
\*\* NOVEMBER / NOVEMBER 2013 \*\***

| Negara Asal/SITC/Uraian Golongan Barang<br><i>Country of Origin/SITC/group Description</i> | Berat Bersih / <i>Net Weight (Kg)</i> |                                      | Nilai CIF / <i>CIF Value (US\$)</i> |                                      |
|--|---------------------------------------|--------------------------------------|-------------------------------------|--------------------------------------|
|  | Bulan ini<br><i>Current month</i>     | Kumulatif<br><i>Cum. Jan to date</i> | Bulan ini<br><i>Current month</i>   | Kumulatif<br><i>Cum. Jan to date</i> |
| <b>VIRGIN ISLANDS (BRITISH)</b>  |                                       |                                      |                                     |                                      |
| 793 Ships, Boats, And Floating Structures  | 11 822 000                            | 11 822 000                           | 11 750 000                          | 11 750 000                           |
| 745 Other Non-electical Machinery, Tools, And Mechanical Apparatus                         | 5 800                                 | 40 600                               | 55 000                              | 385 000                              |
| 273 Stone, Sand And Gravel   | 0                                     | 477 730                              | 0                                   | 259 578                              |
| 893 Article Of Plastics  | 12 215                                | 26 755                               | 108 643                             | 250 426                              |
| 232 Synthetic Rubber Latex, Synthetic/reclaimed Rubber                                     | 0                                     | 67 200                               | 0                                   | 168 840                              |
| LAINNYA  | 417                                   | 104 745                              | 4 714                               | 456 960                              |
| <b>SUB TOTAL</b>   | <b>11 840 432</b>                     | <b>12 539 030</b>                    | <b>11 918 357</b>                   | <b>13 270 804</b>                    |
| <b>OTHER AFRICA</b>  |                                       |                                      |                                     |                                      |
| 874 Measuring, Checking, Analysing, And Controlling Instrument And Appar                   | 0                                     | 1 267                                | 0                                   | 8 193                                |
| 551 Essential Oils, Perfumes, And Flavour Materials  | 0                                     | 23                                   | 0                                   | 4 567                                |
| 742 Pumps For Liquid And Parts   | 0                                     | 5                                    | 0                                   | 2 221                                |
| 893 Article Of Plastics  | 0                                     | 101                                  | 0                                   | 718                                  |
| LAINNYA  | 0                                     | 0                                    | 0                                   | 0                                    |
| <b>SUB TOTAL</b>   | <b>0</b>                              | <b>1 396</b>                         | <b>0</b>                            | <b>15 699</b>                        |
| <b>AUSTRALIA</b>   |                                       |                                      |                                     |                                      |
| 041 Wheat And Meslin, Unmilled   | 253 434 199                           | 3 646 341 154                        | 87 911 265                          | 1 331 018 527                        |
| 061 Sugar, Molasses, And Honey   | 82 626 362                            | 571 842 233                          | 43 004 208                          | 297 848 968                          |
| 001 Live Animals Other Than Fish   | 9 024 283                             | 104 441 349                          | 23 111 164                          | 271 395 987                          |
| 684 Alumunium  | 10 796 202                            | 111 229 107                          | 23 506 525                          | 252 524 181                          |
| 263 Cotton   | 5 870 166                             | 83 783 713                           | 13 114 764                          | 183 099 355                          |
| LAINNYA  | 737 396 760                           | 4 268 486 251                        | 340 263 693                         | 2 248 181 898                        |
| <b>SUB TOTAL</b>   | <b>1 099 147 972</b>                  | <b>8 786 123 807</b>                 | <b>530 911 619</b>                  | <b>4 584 068 916</b>                 |
| <b>NEW ZEALAND</b>   |                                       |                                      |                                     |                                      |
| 022 Milk,cream, And Milk Products Other Than Butter Or Cheese                              | 4 775 718                             | 56 106 360                           | 24 054 235                          | 233 527 718                          |
| 251 Pulp And Waste Paper   | 15 288 085                            | 252 320 004                          | 5 418 390                           | 105 247 575                          |
| 023 Butter And Other Fats From Milk  | 2 019 155                             | 13 923 884                           | 9 453 772                           | 62 812 796                           |
| 081 Feeding Stuff For Animals  | 6 435 707                             | 83 492 827                           | 4 524 777                           | 61 326 062                           |
| 024 Cheese And Curds   | 630 448                               | 10 662 565                           | 2 851 319                           | 46 337 602                           |
| LAINNYA  | 10 931 879                            | 160 338 536                          | 20 745 728                          | 205 751 226                          |
| <b>SUB TOTAL</b>   | <b>40 080 992</b>                     | <b>576 844 176</b>                   | <b>67 048 221</b>                   | <b>715 002 979</b>                   |
| <b>MICRONESIA, FED. STATES OF</b>  |                                       |                                      |                                     |                                      |
| 292 Crude Vegetable Materials  | 214                                   | 1 428                                | 830                                 | 5 351                                |
| 057 Fruit And Nut; Fresh Or Dried  | 1                                     | 8                                    | 3                                   | 20                                   |
| LAINNYA  | 0                                     | 0                                    | 0                                   | 0                                    |
| <b>SUB TOTAL</b>   | <b>215</b>                            | <b>1 436</b>                         | <b>833</b>                          | <b>5 371</b>                         |
| <b>GUAM</b>  |                                       |                                      |                                     |                                      |
| 122 Tobacco, Manufactured  | 0                                     | 1                                    | 0                                   | 30                                   |
| LAINNYA  | 0                                     | 0                                    | 0                                   | 0                                    |
| <b>SUB TOTAL</b>   | <b>0</b>                              | <b>1</b>                             | <b>0</b>                            | <b>30</b>                            |
| <b>NAURU</b>   |                                       |                                      |                                     |                                      |
| 743 Pumps, Compressors, Fans, Blowers, Centrifuges, And Parts                              | 0                                     | 23 474                               | 0                                   | 38 699                               |
| 741 Heating And Cooling Equipments And Parts   | 0                                     | 784                                  | 0                                   | 14 913                               |
| 679 Tubes, Pipes, Hollow Profile, Pipe Fitting Of Iron/steel                               | 0                                     | 170                                  | 0                                   | 6 498                                |
| 792 Aircraft And Associated Equipments And Parts   | 0                                     | 3                                    | 0                                   | 1 794                                |
| 747 Taps, Cocks, And Valves For Pipes  | 0                                     | 96                                   | 0                                   | 268                                  |
| LAINNYA  | 0                                     | 0                                    | 0                                   | 0                                    |
| <b>SUB TOTAL</b>   | <b>0</b>                              | <b>24 527</b>                        | <b>0</b>                            | <b>62 172</b>                        |
| <b>NEW CALEDONIA</b>   |                                       |                                      |                                     |                                      |
| 282 Waste And Scrap Metal Of Iron/steel  | 122 460                               | 602 960                              | 42 861                              | 221 921                              |
| 874 Measuring, Checking, Analysing, And Controlling Instrument And Appar                   | 0                                     | 329                                  | 0                                   | 18 129                               |
| 694 Nails, Screws, Nuts, Bolts, Rivets Of Iron/steel Or Copper                             | 0                                     | 225                                  | 0                                   | 7 496                                |
| 728 Other Machines And Equipment Specialized For Particular Industry                       | 0                                     | 152                                  | 0                                   | 5 144                                |
| 893 Article Of Plastics  | 0                                     | 172                                  | 0                                   | 3 545                                |
| LAINNYA  | 0                                     | 2 963                                | 0                                   | 28 660                               |
| <b>SUB TOTAL</b>   | <b>122 460</b>                        | <b>606 801</b>                       | <b>42 861</b>                       | <b>284 895</b>                       |



**I.6 IMPOR KOMODITI MENURUT NEGARA ASAL / IMPORT BY COUNTRY OF ORIGIN  
DAN LIMA GOLONGAN BARANG (SITC) UTAMA / AND FIVE MAJOR SITC COMMODITY GROUP  
\*\* NOVEMBER / NOVEMBER 2013 \*\***

| Negara Asal/SITC/Uraian Golongan Barang<br><i>Country of Origin/SITC/group Description</i> | Berat Bersih / <i>Net Weight (Kg)</i> |                                      | Nilai CIF / <i>CIF Value (US\$)</i> |                                      |
|--|---------------------------------------|--------------------------------------|-------------------------------------|--------------------------------------|
|  | Bulan ini<br><i>Current month</i>     | Kumulatif<br><i>Cum. Jan to date</i> | Bulan ini<br><i>Current month</i>   | Kumulatif<br><i>Cum. Jan to date</i> |
| <b>NIUE</b>  |                                       |                                      |                                     |                                      |
| 778 Electrical Machinery And Apparatus   | 0                                     | 32                                   | 0                                   | 2 946                                |
| 772 Electrical Apparatus For Making And Breaking Electrical Circuits                       | 0                                     | 3                                    | 0                                   | 315                                  |
| 694 Nails, Screws, Nuts, Bolts, Rivets Of Iron/steel Or Copper                             | 1                                     | 10                                   | 1                                   | 2                                    |
| LAINNYA  | 0                                     | 0                                    | 0                                   | 0                                    |
| SUB TOTAL  | 1                                     | 45                                   | 1                                   | 3 263                                |
| <b>SAINT VINCENT AND THE GRENADINES</b>  |                                       |                                      |                                     |                                      |
| 661 Lime,cement And Fabricated Construction Materials                                      | 0                                     | 20 978 000                           | 0                                   | 1 468 460                            |
| 771 Electric Power Machinery And Parts   | 0                                     | 34                                   | 0                                   | 3 430                                |
| 747 Taps, Cocks, And Valves For Pipes  | 0                                     | 93                                   | 0                                   | 3                                    |
| LAINNYA  | 0                                     | 0                                    | 0                                   | 0                                    |
| SUB TOTAL  | 0                                     | 20 978 127                           | 0                                   | 1 471 893                            |
| <b>VANUATU</b>   |                                       |                                      |                                     |                                      |
| 223 Oil Seeds Use For Extraction Of Other Fixed Vegetable Oils                             | 160 000                               | 160 000                              | 76 000                              | 76 000                               |
| 845 Articles Of Apparel  | 0                                     | 8                                    | 0                                   | 44                                   |
| LAINNYA  | 0                                     | 0                                    | 0                                   | 0                                    |
| SUB TOTAL  | 160 000                               | 160 008                              | 76 000                              | 76 044                               |
| <b>WALLIS AND FUTUNA ISLANDS</b>   |                                       |                                      |                                     |                                      |
| 723 Civil Engineering And Contractor Plants And Equipments/parts                           | 0                                     | 1                                    | 0                                   | 1                                    |
| LAINNYA  | 0                                     | 0                                    | 0                                   | 0                                    |
| SUB TOTAL  | 0                                     | 1                                    | 0                                   | 1                                    |
| <b>BRITISH INDIAN OCEAN TERRITORY</b>  |                                       |                                      |                                     |                                      |
| 655 Knitted Or Crocheted Fabrics   | 0                                     | 254                                  | 0                                   | 2 288                                |
| LAINNYA  | 0                                     | 0                                    | 0                                   | 0                                    |
| SUB TOTAL  | 0                                     | 254                                  | 0                                   | 2 288                                |
| <b>OTH.OCEANIA</b>   |                                       |                                      |                                     |                                      |
| 742 Pumps For Liquid And Parts   | 0                                     | 9                                    | 0                                   | 1                                    |
| LAINNYA  | 0                                     | 0                                    | 0                                   | 0                                    |
| SUB TOTAL  | 0                                     | 9                                    | 0                                   | 1                                    |
| <b>AMERICAN SAMOA</b>  |                                       |                                      |                                     |                                      |
| 081 Feeding Stuff For Animals  | 504 756                               | 1 458 519                            | 549 726                             | 1 675 942                            |
| 344 Petroleum Gases And Other Gas  | 2 531                                 | 9 906                                | 181 200                             | 680 859                              |
| 723 Civil Engineering And Contractor Plants And Equipments/parts                           | 0                                     | 48 687                               | 0                                   | 505 108                              |
| 263 Cotton   | 0                                     | 239 916                              | 0                                   | 455 745                              |
| 598 Miscellaneous Chemical Products  | 41 600                                | 41 600                               | 299 520                             | 299 520                              |
| LAINNYA  | 178 033                               | 450 731                              | 120 171                             | 722 245                              |
| SUB TOTAL  | 726 920                               | 2 249 359                            | 1 150 617                           | 4 339 419                            |
| <b>COOK ISLANDS</b>  |                                       |                                      |                                     |                                      |
| 662 Clay And Refractory Construction Materials   | 0                                     | 537 131                              | 0                                   | 381 952                              |
| 034 Fish, Fresh, Chilled Or Frozen   | 0                                     | 23 013                               | 0                                   | 146 214                              |
| 663 Mineral Manufactures   | 0                                     | 375                                  | 0                                   | 7 324                                |
| 629 Articles Of Rubbers  | 455                                   | 455                                  | 7 011                               | 7 011                                |
| 653 Fabrics, Woven, Of Man-made Fibres   | 0                                     | 289                                  | 0                                   | 4 823                                |
| LAINNYA  | 1                                     | 5 280                                | 36                                  | 4 451                                |
| SUB TOTAL  | 456                                   | 566 543                              | 7 047                               | 551 775                              |
| <b>FIJI</b>  |                                       |                                      |                                     |                                      |
| 081 Feeding Stuff For Animals  | 101 040                               | 1 073 790                            | 95 988                              | 960 846                              |
| 034 Fish, Fresh, Chilled Or Frozen   | 0                                     | 261 927                              | 0                                   | 880 838                              |
| 111 Non-alcoholic Beverages, Nes   | 55 700                                | 277 500                              | 53 250                              | 276 585                              |
| 282 Waste And Scrap Metal Of Iron/steel  | 146 650                               | 465 438                              | 51 621                              | 173 974                              |
| 685 Lead   | 0                                     | 66 320                               | 0                                   | 145 713                              |
| LAINNYA  | 4                                     | 204 797                              | 526                                 | 60 793                               |
| SUB TOTAL  | 303 394                               | 2 349 772                            | 201 385                             | 2 498 749                            |

**I.6 IMPOR KOMODITI MENURUT NEGARA ASAL / IMPORT BY COUNTRY OF ORIGIN  
DAN LIMA GOLONGAN BARANG (SITC) UTAMA / AND FIVE MAJOR SITC COMMODITY GROUP  
\*\* NOVEMBER / NOVEMBER 2013 \*\***

| Negara Asal/SITC/Uraian Golongan Barang<br><i>Country of Origin/SITC/group Description</i> | Berat Bersih / <i>Net Weight (Kg)</i> |                                      | Nilai CIF / <i>CIF Value (US\$)</i> |                                      |
|--|---------------------------------------|--------------------------------------|-------------------------------------|--------------------------------------|
|  | Bulan ini<br><i>Current month</i>     | Kumulatif<br><i>Cum. Jan to date</i> | Bulan ini<br><i>Current month</i>   | Kumulatif<br><i>Cum. Jan to date</i> |
| <b>KIRIBATI</b>  |                                       |                                      |                                     |                                      |
| 696 Cutlery  | 2 478                                 | 2 478                                | 12 110                              | 12 110                               |
| 695 Tools For Used In The Hand Or In Machines  | 0                                     | 1                                    | 0                                   | 118                                  |
| 742 Pumps For Liquid And Parts   | 0                                     | 9                                    | 0                                   | 1                                    |
| LAINNYA  | 0                                     | 0                                    | 0                                   | 0                                    |
| <b>SUB TOTAL</b>   | <b>2 478</b>                          | <b>2 488</b>                         | <b>12 110</b>                       | <b>12 229</b>                        |
| <b>MARSHALL ISLANDS</b>  |                                       |                                      |                                     |                                      |
| 793 Ships, Boats, And Floating Structures  | 0                                     | 1 594 000                            | 0                                   | 2 400 000                            |
| 679 Tubes, Pipes, Hollow Profile, Pipe Fitting Of Iron/steel                               | 43 560                                | 43 560                               | 140 299                             | 140 299                              |
| 772 Electrical Apparatus For Making And Breaking Electrical Circuits                       | 0                                     | 26                                   | 0                                   | 3 076                                |
| 893 Article Of Plastics  | 0                                     | 29                                   | 0                                   | 522                                  |
| LAINNYA  | 0                                     | 0                                    | 0                                   | 0                                    |
| <b>SUB TOTAL</b>   | <b>43 560</b>                         | <b>1 637 615</b>                     | <b>140 299</b>                      | <b>2 543 897</b>                     |
| <b>SAMOA</b>   |                                       |                                      |                                     |                                      |
| 728 Other Machines And Equipment Specialized For Particular Industry                       | 0                                     | 47 584                               | 0                                   | 209 250                              |
| 651 Textile Yarns  | 0                                     | 43 092                               | 0                                   | 121 520                              |
| 731 Machine Tools By Removing Metal  | 0                                     | 18 702                               | 0                                   | 82 242                               |
| 579 Waste And Scrap Of Plastics  | 0                                     | 93 888                               | 0                                   | 75 092                               |
| 034 Fish, Fresh, Chilled Or Frozen   | 0                                     | 14 872                               | 0                                   | 70 642                               |
| LAINNYA  | 3                                     | 24 321                               | 3                                   | 79 099                               |
| <b>SUB TOTAL</b>   | <b>3</b>                              | <b>242 459</b>                       | <b>3</b>                            | <b>637 845</b>                       |
| <b>SOLOMON ISLANDS</b>   |                                       |                                      |                                     |                                      |
| 072 Cocoa  | 150 000                               | 1 230 000                            | 379 057                             | 2 910 191                            |
| 081 Feeding Stuff For Animals  | 0                                     | 355 000                              | 0                                   | 438 761                              |
| 661 Lime,cement And Fabricated Construction Materials                                      | 0                                     | 50 309                               | 0                                   | 8 444                                |
| LAINNYA  | 0                                     | 0                                    | 0                                   | 0                                    |
| <b>SUB TOTAL</b>   | <b>150 000</b>                        | <b>1 635 309</b>                     | <b>379 057</b>                      | <b>3 357 396</b>                     |
| <b>TONGA</b>   |                                       |                                      |                                     |                                      |
| 723 Civil Engineering And Contractor Plants And Equipments/parts                           | 0                                     | 9                                    | 0                                   | 1                                    |
| LAINNYA  | 0                                     | 0                                    | 0                                   | 0                                    |
| <b>SUB TOTAL</b>   | <b>0</b>                              | <b>9</b>                             | <b>0</b>                            | <b>1</b>                             |
| <b>CHRISTMAS ISLANDS</b>   |                                       |                                      |                                     |                                      |
| 562 Fertilizers, Manufactured  | 0                                     | 26 800 000                           | 0                                   | 4 284 000                            |
| 851 Footwears  | 0                                     | 28                                   | 0                                   | 134                                  |
| 653 Fabrics, Woven, Of Man-made Fibres   | 0                                     | 6                                    | 0                                   | 27                                   |
| 656 Tulle,lace,enbroidery,ribbons,trimmings And Other Small Wares                          | 0                                     | 6                                    | 0                                   | 27                                   |
| LAINNYA  | 0                                     | 0                                    | 0                                   | 0                                    |
| <b>SUB TOTAL</b>   | <b>0</b>                              | <b>26 800 040</b>                    | <b>0</b>                            | <b>4 284 188</b>                     |
| <b>COCOS (KEELING) ISLANDS</b>   |                                       |                                      |                                     |                                      |
| 821 Furnitures And Parts   | 0                                     | 20 855                               | 0                                   | 32 800                               |
| 874 Measuring, Checking, Analysing, And Controlling Instrument And Appar                   | 0                                     | 29                                   | 0                                   | 290                                  |
| 748 Transmission Shafts And Cranks   | 0                                     | 4                                    | 0                                   | 67                                   |
| LAINNYA  | 0                                     | 0                                    | 0                                   | 0                                    |
| <b>SUB TOTAL</b>   | <b>0</b>                              | <b>20 888</b>                        | <b>0</b>                            | <b>33 157</b>                        |
| <b>TOKELAU</b>   |                                       |                                      |                                     |                                      |
| 597 Additive For Mineral Oils  | 0                                     | 20 000                               | 0                                   | 138 716                              |
| 772 Electrical Apparatus For Making And Breaking Electrical Circuits                       | 0                                     | 2 986                                | 0                                   | 60 028                               |
| 232 Synthetic Rubber Latex, Synthetic/reclaimed Rubber                                     | 0                                     | 16 800                               | 0                                   | 55 944                               |
| 844 Women's Coats/jackets, Knitted   | 0                                     | 95                                   | 0                                   | 4 486                                |
| 784 Parts And Accessories Of The Motor Vehicles  | 0                                     | 717                                  | 0                                   | 1 083                                |
| LAINNYA  | 0                                     | 128                                  | 0                                   | 2 794                                |
| <b>SUB TOTAL</b>   | <b>0</b>                              | <b>40 726</b>                        | <b>0</b>                            | <b>263 051</b>                       |
| <b>EAST TIMOR</b>  |                                       |                                      |                                     |                                      |
| 071 Coffee And Coffee Substitutes  | 12 000                                | 236 402                              | 2 918                               | 52 640                               |
| 874 Measuring, Checking, Analysing, And Controlling Instrument And Appar                   | 0                                     | 228                                  | 0                                   | 37 136                               |

**I.6 IMPOR KOMODITI MENURUT NEGARA ASAL / IMPORT BY COUNTRY OF ORIGIN  
DAN LIMA GOLONGAN BARANG (SITC) UTAMA / AND FIVE MAJOR SITC COMMODITY GROUP  
\*\* NOVEMBER / NOVEMBER 2013 \*\***

| Negara Asal/SITC/Uraian Golongan Barang<br><i>Country of Origin/SITC/group Description</i> | Berat Bersih / <i>Net Weight (Kg)</i> |                                      | Nilai CIF / <i>CIF Value (US\$)</i> |                                      |
|--|---------------------------------------|--------------------------------------|-------------------------------------|--------------------------------------|
|  | Bulan ini<br><i>Current month</i>     | Kumulatif<br><i>Cum. Jan to date</i> | Bulan ini<br><i>Current month</i>   | Kumulatif<br><i>Cum. Jan to date</i> |
| 672 Ingots And Other Iron/steel In Primary Forms   | 63 795                                | 63 795                               | 36 143                              | 36 143                               |
| 223 Oil Seeds Use For Extraction Of Other Fixed Vegetable Oils                             | 70 000                                | 99 928                               | 16 692                              | 33 276                               |
| 778 Electrical Machinery And Apparatus   | 0                                     | 167                                  | 0                                   | 27 527                               |
| LAINNYA  | 191                                   | 14 070                               | 513                                 | 13 860                               |
| <b>SUB TOTAL</b>   | <b>145 986</b>                        | <b>414 590</b>                       | <b>56 266</b>                       | <b>200 582</b>                       |
| <b>UNITED STATES</b>   |                                       |                                      |                                     |                                      |
| 222 Oil Seeds Use For Extraction Ofsoft Fixed Vegetable Oils                               | 223 730 802                           | 1 488 060 312                        | 137 785 167                         | 923 030 695                          |
| 081 Feeding Stuff For Animals  | 65 478 335                            | 748 066 615                          | 49 041 329                          | 522 201 526                          |
| 791 Railway Vehicles And Associated Equipments   | 418 876                               | 12 604 241                           | 13 624 188                          | 408 550 407                          |
| 263 Cotton   | 7 955 614                             | 120 240 276                          | 17 136 775                          | 250 374 130                          |
| 792 Aircraft And Associated Equipments And Parts   | 109 152                               | 660 671                              | 10 156 089                          | 246 155 922                          |
| LAINNYA  | 244 890 269                           | 3 264 520 410                        | 495 545 131                         | 6 004 753 120                        |
| <b>SUB TOTAL</b>   | <b>542 583 048</b>                    | <b>5 634 152 525</b>                 | <b>723 288 679</b>                  | <b>8 355 065 800</b>                 |
| <b>CANADA</b>  |                                       |                                      |                                     |                                      |
| 562 Fertilizers, Manufactured  | 81 259 000                            | 1 275 074 955                        | 26 960 290                          | 541 537 214                          |
| 041 Wheat And Meslin, Unmilled   | 110 095 000                           | 1 233 446 500                        | 39 773 282                          | 496 349 005                          |
| 251 Pulp And Waste Paper   | 46 891 501                            | 461 495 371                          | 34 349 102                          | 323 520 248                          |
| 792 Aircraft And Associated Equipments And Parts   | 31 485                                | 213 242                              | 10 443 091                          | 152 096 864                          |
| 723 Civil Engineering And Contractor Plants And Equipments/parts                           | 41 164                                | 2 855 460                            | 1 260 159                           | 67 180 474                           |
| LAINNYA  | 14 188 320                            | 172 151 966                          | 31 848 759                          | 306 764 969                          |
| <b>SUB TOTAL</b>   | <b>252 506 470</b>                    | <b>3 145 237 494</b>                 | <b>144 634 683</b>                  | <b>1 887 448 774</b>                 |
| <b>MEXICO</b>  |                                       |                                      |                                     |                                      |
| 764 Telecommunication Equipments And Parts   | 805                                   | 288 337                              | 928 073                             | 208 565 543                          |
| 282 Waste And Scrap Metal Of Iron/steel  | 46 203 649                            | 184 170 479                          | 17 720 570                          | 75 020 711                           |
| 672 Ingots And Other Iron/steel In Primary Forms   | 0                                     | 99 815 525                           | 0                                   | 51 090 726                           |
| 579 Waste And Scrap Of Plastics  | 1 208 356                             | 25 930 872                           | 731 293                             | 19 584 332                           |
| 743 Pumps, Compressors, Fans, Blowers, Centrifuges, And Parts                              | 95 202                                | 1 179 247                            | 1 373 303                           | 16 180 681                           |
| LAINNYA  | 2 604 503                             | 28 680 501                           | 11 635 300                          | 131 660 903                          |
| <b>SUB TOTAL</b>   | <b>50 112 515</b>                     | <b>340 064 961</b>                   | <b>32 388 539</b>                   | <b>502 102 896</b>                   |
| <b>GUATEMALA</b>   |                                       |                                      |                                     |                                      |
| 061 Sugar, Molasses, And Honey   | 0                                     | 11 137 285                           | 0                                   | 5 656 627                            |
| 263 Cotton   | 0                                     | 74 004                               | 0                                   | 144 552                              |
| 845 Articles Of Apparel  | 351                                   | 2 611                                | 7 643                               | 84 203                               |
| 292 Crude Vegetable Materials  | 0                                     | 6 000                                | 0                                   | 36 000                               |
| 842 Women's Coats/jacket, Not Knitted  | 0                                     | 174                                  | 0                                   | 18 262                               |
| LAINNYA  | 7                                     | 67 362                               | 140                                 | 72 848                               |
| <b>SUB TOTAL</b>   | <b>358</b>                            | <b>11 287 436</b>                    | <b>7 783</b>                        | <b>6 012 492</b>                     |
| <b>HONDURAS</b>  |                                       |                                      |                                     |                                      |
| 554 Soap,cleansing And Polishing Preparations  | 5 281                                 | 36 849                               | 43 846                              | 360 784                              |
| 211 Hides And Skins, Raw   | 0                                     | 183 450                              | 0                                   | 336 203                              |
| 773 Equipment For Distributing Electricity   | 504                                   | 8 087                                | 15 045                              | 249 279                              |
| 251 Pulp And Waste Paper   | 0                                     | 612 369                              | 0                                   | 153 092                              |
| 288 Non-ferrous Base Metal Waste And Scraps  | 0                                     | 45 507                               | 0                                   | 74 177                               |
| LAINNYA  | 102                                   | 175 635                              | 2 172                               | 193 427                              |
| <b>SUB TOTAL</b>   | <b>5 887</b>                          | <b>1 061 897</b>                     | <b>61 063</b>                       | <b>1 366 962</b>                     |
| <b>NICARAGUA</b>   |                                       |                                      |                                     |                                      |
| 791 Railway Vehicles And Associated Equipments   | 0                                     | 15 233                               | 0                                   | 621 635                              |
| 121 Tobacco, Unmanufactured And Refused  | 0                                     | 6 390                                | 0                                   | 140 587                              |
| 845 Articles Of Apparel  | 316                                   | 1 238                                | 6 407                               | 62 970                               |
| 621 Materials Of Rubber  | 0                                     | 199                                  | 0                                   | 2 390                                |
| 811 Prefabricated Buildings  | 0                                     | 1 437                                | 0                                   | 2 226                                |
| LAINNYA  | 0                                     | 160                                  | 0                                   | 4 201                                |
| <b>SUB TOTAL</b>   | <b>316</b>                            | <b>24 657</b>                        | <b>6 407</b>                        | <b>834 009</b>                       |
| <b>PANAMA</b>  |                                       |                                      |                                     |                                      |
| 793 Ships, Boats, And Floating Structures  | 0                                     | 46 071 001                           | 0                                   | 9 015 023                            |
| 282 Waste And Scrap Metal Of Iron/steel  | 20 990                                | 6 612 760                            | 6 297                               | 2 495 779                            |

**I.6 IMPOR KOMODITI MENURUT NEGARA ASAL / IMPORT BY COUNTRY OF ORIGIN  
DAN LIMA GOLONGAN BARANG (SITC) UTAMA / AND FIVE MAJOR SITC COMMODITY GROUP  
\*\* NOVEMBER / NOVEMBER 2013 \*\***

| Negara Asal/SITC/Uraian Golongan Barang<br><i>Country of Origin/SITC/group Description</i> | Berat Bersih / <i>Net Weight (Kg)</i> |                                      | Nilai CIF / <i>CIF Value (US\$)</i> |                                      |
|--|---------------------------------------|--------------------------------------|-------------------------------------|--------------------------------------|
|  | Bulan ini<br><i>Current month</i>     | Kumulatif<br><i>Cum. Jan to date</i> | Bulan ini<br><i>Current month</i>   | Kumulatif<br><i>Cum. Jan to date</i> |
| 081 Feeding Stuff For Animals  | 357 200                               | 1 469 970                            | 382 028                             | 1 615 697                            |
| 713 Internal Combustion Piston Engines And Parts   | 0                                     | 7 800                                | 0                                   | 143 930                              |
| 653 Fabrics, Woven, Of Man-made Fibres   | 8 215                                 | 13 892                               | 43 813                              | 92 488                               |
| LAINNYA  | 97                                    | 87 157                               | 3 301                               | 278 489                              |
| <b>SUB TOTAL</b>   | <b>386 502</b>                        | <b>54 262 580</b>                    | <b>435 439</b>                      | <b>13 641 406</b>                    |
| <b>CUBA</b>  |                                       |                                      |                                     |                                      |
| 542 Medicaments, Including Veterinary Medicaments  | 50                                    | 192                                  | 91 728                              | 366 912                              |
| 112 Alcoholic Beverages  | 0                                     | 3 261                                | 0                                   | 11 823                               |
| 121 Tobacco, Unmanufactured And Refused  | 0                                     | 15                                   | 0                                   | 209                                  |
| 723 Civil Engineering And Contractor Plants And Equipments/parts                           | 2                                     | 2                                    | 2                                   | 2                                    |
| LAINNYA  | 0                                     | 0                                    | 0                                   | 0                                    |
| <b>SUB TOTAL</b>   | <b>52</b>                             | <b>3 470</b>                         | <b>91 730</b>                       | <b>378 946</b>                       |
| <b>CURACAO</b>   |                                       |                                      |                                     |                                      |
| 656 Tulle,lace,embroidery,ribbons,trimmings And Other Small Wares                          | 0                                     | 5                                    | 0                                   | 30                                   |
| LAINNYA  | 0                                     | 0                                    | 0                                   | 0                                    |
| <b>SUB TOTAL</b>   | <b>0</b>                              | <b>5</b>                             | <b>0</b>                            | <b>30</b>                            |
| <b>SURINAME</b>  |                                       |                                      |                                     |                                      |
| 074 Tea And Mate   | 0                                     | 5                                    | 0                                   | 985                                  |
| 699 Manufactures Of Base Metals  | 0                                     | 41                                   | 0                                   | 349                                  |
| 784 Parts And Accessories Of The Motor Vehicles  | 0                                     | 6                                    | 0                                   | 199                                  |
| 749 Non-electric Parts And Accessories Of Machineries                                      | 0                                     | 1                                    | 0                                   | 19                                   |
| LAINNYA  | 0                                     | 0                                    | 0                                   | 0                                    |
| <b>SUB TOTAL</b>   | <b>0</b>                              | <b>53</b>                            | <b>0</b>                            | <b>1 552</b>                         |
| <b>CHILE</b>   |                                       |                                      |                                     |                                      |
| 281 Iron Ore And Concentrates  | 0                                     | 463 697 820                          | 0                                   | 81 262 205                           |
| 682 Copper   | 499 950                               | 6 390 887                            | 3 642 265                           | 47 989 794                           |
| 251 Pulp And Waste Paper   | 6 664 679                             | 51 566 629                           | 4 449 625                           | 33 974 220                           |
| 411 Animal Oils And Fats   | 347 410                               | 4 408 995                            | 604 115                             | 7 889 422                            |
| 272 Fertilizers, Crude   | 624 000                               | 8 514 000                            | 461 760                             | 7 084 220                            |
| LAINNYA  | 3 149 269                             | 25 040 725                           | 2 346 113                           | 29 795 892                           |
| <b>SUB TOTAL</b>   | <b>11 285 308</b>                     | <b>559 619 056</b>                   | <b>11 503 878</b>                   | <b>207 995 753</b>                   |
| <b>VENEZUELA</b>   |                                       |                                      |                                     |                                      |
| 541 Medicinal And Pharmaceutical Products  | 1 209                                 | 4 831                                | 84 855                              | 298 355                              |
| 728 Other Machines And Equipment Specialized For Particular Industry                       | 0                                     | 4 149                                | 0                                   | 142 832                              |
| 611 Leathers   | 0                                     | 79 120                               | 0                                   | 82 594                               |
| 893 Article Of Plastics  | 0                                     | 666                                  | 0                                   | 20 061                               |
| 699 Manufactures Of Base Metals  | 0                                     | 703                                  | 0                                   | 15 731                               |
| LAINNYA  | 40                                    | 54 599                               | 1 855                               | 54 937                               |
| <b>SUB TOTAL</b>   | <b>1 249</b>                          | <b>144 068</b>                       | <b>86 710</b>                       | <b>614 510</b>                       |
| <b>ARGENTINA</b>   |                                       |                                      |                                     |                                      |
| 081 Feeding Stuff For Animals  | 96 722 585                            | 2 316 508 488                        | 52 485 717                          | 1 276 916 696                        |
| 044 Maize, Unmilled  | 3 322 283                             | 442 362 611                          | 904 379                             | 130 747 747                          |
| 222 Oil Seeds Use For Extraction Ofsoft Fixed Vegetable Oils                               | 4 775 230                             | 90 419 100                           | 2 779 834                           | 54 557 508                           |
| 679 Tubes, Pipes, Hollow Profile, Pipe Fitting Of Iron/steel                               | 169 123                               | 15 426 311                           | 467 849                             | 20 914 597                           |
| 022 Milk,cream, And Milk Products Other Than Butter Or Cheese                              | 899 900                               | 5 724 900                            | 3 212 630                           | 18 687 348                           |
| LAINNYA  | 3 862 485                             | 38 078 062                           | 7 021 283                           | 60 717 545                           |
| <b>SUB TOTAL</b>   | <b>109 751 606</b>                    | <b>2 908 519 472</b>                 | <b>66 871 692</b>                   | <b>1 562 541 441</b>                 |
| <b>BRAZIL</b>  |                                       |                                      |                                     |                                      |
| 061 Sugar, Molasses, And Honey   | 147 854 000                           | 1 062 332 711                        | 73 309 356                          | 538 476 166                          |
| 081 Feeding Stuff For Animals  | 57 948 326                            | 545 536 244                          | 32 586 051                          | 302 761 376                          |
| 044 Maize, Unmilled  | 456 756 085                           | 924 210 222                          | 121 258 862                         | 256 124 905                          |
| 263 Cotton   | 14 336 098                            | 116 121 606                          | 29 720 937                          | 231 452 556                          |
| 281 Iron Ore And Concentrates  | 148 503 000                           | 746 456 958                          | 15 893 666                          | 126 141 736                          |
| LAINNYA  | 42 118 387                            | 586 628 528                          | 40 395 131                          | 521 562 699                          |
| <b>SUB TOTAL</b>   | <b>867 515 896</b>                    | <b>3 981 286 269</b>                 | <b>313 164 003</b>                  | <b>1 976 519 438</b>                 |

**I.6 IMPOR KOMODITI MENURUT NEGARA ASAL / IMPORT BY COUNTRY OF ORIGIN  
DAN LIMA GOLONGAN BARANG (SITC) UTAMA / AND FIVE MAJOR SITC COMMODITY GROUP  
\*\* NOVEMBER / NOVEMBER 2013 \*\***

| Negara Asal/SITC/Uraian Golongan Barang<br><i>Country of Origin/SITC/group Description</i> | Berat Bersih / <i>Net Weight (Kg)</i> |                                      | Nilai CIF / <i>CIF Value (US\$)</i> |                                      |
|--|---------------------------------------|--------------------------------------|-------------------------------------|--------------------------------------|
|  | Bulan ini<br><i>Current month</i>     | Kumulatif<br><i>Cum. Jan to date</i> | Bulan ini<br><i>Current month</i>   | Kumulatif<br><i>Cum. Jan to date</i> |
| <b>COLOMBIA</b>  |                                       |                                      |                                     |                                      |
| 542 Medicaments, Including Veterinary Medicaments  | 0                                     | 7 966                                | 0                                   | 4 755 165                            |
| 591 Disinfectants, Insecticides, And Fungicides Put In Forms                               | 24 000                                | 506 549                              | 109 680                             | 2 722 049                            |
| 575 Other Plastics In Primary Forms  | 36 000                                | 567 000                              | 156 453                             | 1 756 743                            |
| 513 Carboxylic Acids, and Their Anhydrides, halides, peroxides                             | 40 000                                | 500 001                              | 60 000                              | 1 062 927                            |
| 081 Feeding Stuff For Animals  | 75 000                                | 650 000                              | 74 250                              | 612 536                              |
| LAINNYA  | 57 995                                | 2 901 476                            | 569 309                             | 3 649 262                            |
| <b>SUB TOTAL</b>   | <b>232 995</b>                        | <b>5 132 992</b>                     | <b>969 692</b>                      | <b>14 558 682</b>                    |
| <b>BOLIVIA</b>   |                                       |                                      |                                     |                                      |
| 634 Veneers, plywood, improved/reconstituted Wood Worked                                   | 0                                     | 729                                  | 0                                   | 31 950                               |
| 746 Ball Or Roller Bearings  | 0                                     | 128                                  | 0                                   | 8 787                                |
| 893 Article Of Plastics  | 0                                     | 4                                    | 0                                   | 1 474                                |
| 771 Electric Power Machinery And Parts   | 0                                     | 10                                   | 0                                   | 279                                  |
| 642 Paper And Paperboard Cut To Size/shape And Article Of Papers                           | 0                                     | 4                                    | 0                                   | 18                                   |
| LAINNYA  | 0                                     | 0                                    | 0                                   | 0                                    |
| <b>SUB TOTAL</b>   | <b>0</b>                              | <b>875</b>                           | <b>0</b>                            | <b>42 508</b>                        |
| <b>URUGUAY</b>   |                                       |                                      |                                     |                                      |
| 251 Pulp And Waste Paper   | 992 472                               | 17 672 944                           | 643 196                             | 12 016 733                           |
| 222 Oil Seeds Use For Extraction Of soft Fixed Vegetable Oils                              | 1 522 310                             | 5 823 875                            | 935 931                             | 3 515 695                            |
| 248 Wood, simply Worked And Railway Sleeper Of Wood  | 590 758                               | 5 939 736                            | 346 202                             | 3 411 260                            |
| 679 Tubes, Pipes, Hollow Profile, Pipe Fitting Of Iron/steel                               | 1 196 906                             | 1 323 582                            | 1 799 466                           | 1 966 421                            |
| 057 Fruit And Nut; Fresh Or Dried  | 0                                     | 810 430                              | 0                                   | 789 475                              |
| LAINNYA  | 157 459                               | 1 662 349                            | 295 615                             | 3 287 449                            |
| <b>SUB TOTAL</b>   | <b>4 459 905</b>                      | <b>33 232 916</b>                    | <b>4 020 410</b>                    | <b>24 987 033</b>                    |
| <b>PARAGUAY</b>  |                                       |                                      |                                     |                                      |
| 081 Feeding Stuff For Animals  | 0                                     | 112 339 275                          | 0                                   | 64 884 650                           |
| 222 Oil Seeds Use For Extraction Of soft Fixed Vegetable Oils                              | 481 340                               | 11 888 908                           | 292 392                             | 7 047 920                            |
| 263 Cotton   | 262 102                               | 2 813 211                            | 522 936                             | 5 369 887                            |
| 044 Maize, Unmilled  | 0                                     | 8 500 000                            | 0                                   | 2 723 250                            |
| 611 Leathers   | 0                                     | 1 026 284                            | 0                                   | 1 390 788                            |
| LAINNYA  | 0                                     | 40 525                               | 0                                   | 168 501                              |
| <b>SUB TOTAL</b>   | <b>743 442</b>                        | <b>136 608 203</b>                   | <b>815 328</b>                      | <b>81 584 996</b>                    |
| <b>ECUADOR</b>   |                                       |                                      |                                     |                                      |
| 072 Cocoa  | 1 250 425                             | 2 251 891                            | 3 420 418                           | 5 672 925                            |
| 121 Tobacco, Unmanufactured And Refused  | 6 794                                 | 62 439                               | 586 119                             | 2 563 044                            |
| 081 Feeding Stuff For Animals  | 0                                     | 392 105                              | 0                                   | 764 624                              |
| 747 Taps, Cocks, And Valves For Pipes  | 0                                     | 462                                  | 0                                   | 129 783                              |
| 641 Papers And Paperboards   | 0                                     | 146 151                              | 0                                   | 116 027                              |
| LAINNYA  | 71                                    | 648 738                              | 3 846                               | 460 460                              |
| <b>SUB TOTAL</b>   | <b>1 257 290</b>                      | <b>3 501 786</b>                     | <b>4 010 383</b>                    | <b>9 706 863</b>                     |
| <b>PERU</b>  |                                       |                                      |                                     |                                      |
| 081 Feeding Stuff For Animals  | 1 051 240                             | 10 708 018                           | 1 618 127                           | 19 473 208                           |
| 562 Fertilizers, Manufactured  | 0                                     | 134 436 000                          | 0                                   | 18 491 383                           |
| 057 Fruit And Nut; Fresh Or Dried  | 0                                     | 2 376 756                            | 0                                   | 5 059 377                            |
| 682 Copper   | 0                                     | 277 287                              | 0                                   | 2 033 115                            |
| 523 Metallic salts And Peroxysalts   | 0                                     | 650 000                              | 0                                   | 1 569 880                            |
| LAINNYA  | 277 439                               | 1 965 021                            | 283 892                             | 2 893 984                            |
| <b>SUB TOTAL</b>   | <b>1 328 679</b>                      | <b>150 413 082</b>                   | <b>1 902 019</b>                    | <b>49 520 947</b>                    |
| <b>GUYANA</b>  |                                       |                                      |                                     |                                      |
| 278 Other Crude Minerals   | 0                                     | 710 470                              | 0                                   | 436 939                              |
| 892 Printed Matter   | 0                                     | 1                                    | 0                                   | 220                                  |
| LAINNYA  | 0                                     | 0                                    | 0                                   | 0                                    |
| <b>SUB TOTAL</b>   | <b>0</b>                              | <b>710 471</b>                       | <b>0</b>                            | <b>437 159</b>                       |
| <b>TRINIDAD AND TOBAGO</b>   |                                       |                                      |                                     |                                      |
| 282 Waste And Scrap Metal Of Iron/steel  | 496 710                               | 1 382 530                            | 184 914                             | 450 660                              |
| 288 Non-ferrous Base Metal Waste And Scraps  | 0                                     | 83 760                               | 0                                   | 131 745                              |

**I.6 IMPOR KOMODITI MENURUT NEGARA ASAL / IMPORT BY COUNTRY OF ORIGIN  
DAN LIMA GOLONGAN BARANG (SITC) UTAMA / AND FIVE MAJOR SITC COMMODITY GROUP  
\*\* NOVEMBER / NOVEMBER 2013 \*\***

| Negara Asal/SITC/Uraian Golongan Barang<br><i>Country of Origin/SITC/group Description</i> | Berat Bersih / <i>Net Weight (Kg)</i> |                                      | Nilai CIF / <i>CIF Value (US\$)</i> |                                      |
|--|---------------------------------------|--------------------------------------|-------------------------------------|--------------------------------------|
|  | Bulan ini<br><i>Current month</i>     | Kumulatif<br><i>Cum. Jan to date</i> | Bulan ini<br><i>Current month</i>   | Kumulatif<br><i>Cum. Jan to date</i> |
| 251 Pulp And Waste Paper   | 0                                     | 92 588                               | 0                                   | 19 906                               |
| 761 Television Receivers   | 0                                     | 15                                   | 0                                   | 15 792                               |
| 699 Manufactures Of Base Metals  | 0                                     | 29                                   | 0                                   | 10 529                               |
| LAINNYA  | 0                                     | 37 493                               | 0                                   | 16 758                               |
| <b>SUB TOTAL</b>   | <b>496 710</b>                        | <b>1 596 415</b>                     | <b>184 914</b>                      | <b>645 390</b>                       |
| <b>BAHAMAS</b>   |                                       |                                      |                                     |                                      |
| 793 Ships, Boats, And Floating Structures  | 0                                     | 4 832 000                            | 0                                   | 6 452 500                            |
| 112 Alcoholic Beverages  | 416                                   | 4 361                                | 2 065                               | 16 653                               |
| 892 Printed Matter   | 0                                     | 12                                   | 0                                   | 4 015                                |
| LAINNYA  | 0                                     | 0                                    | 0                                   | 0                                    |
| <b>SUB TOTAL</b>   | <b>416</b>                            | <b>4 836 373</b>                     | <b>2 065</b>                        | <b>6 473 168</b>                     |
| <b>JAMAICA</b>   |                                       |                                      |                                     |                                      |
| 743 Pumps, Compressors, Fans, Blowers, Centrifuges, And Parts                              | 0                                     | 6 309                                | 0                                   | 422 115                              |
| 251 Pulp And Waste Paper   | 0                                     | 172 181                              | 0                                   | 37 517                               |
| 112 Alcoholic Beverages  | 1 161                                 | 2 455                                | 7 456                               | 18 159                               |
| 771 Electric Power Machinery And Parts   | 0                                     | 227                                  | 0                                   | 14 238                               |
| 772 Electrical Apparatus For Making And Breaking Electrical Circuits                       | 16                                    | 174                                  | 488                                 | 8 070                                |
| LAINNYA  | 0                                     | 565                                  | 0                                   | 4 477                                |
| <b>SUB TOTAL</b>   | <b>1 177</b>                          | <b>181 911</b>                       | <b>7 944</b>                        | <b>504 576</b>                       |
| <b>PUERTO RICO</b>   |                                       |                                      |                                     |                                      |
| 542 Medicaments, Including Veterinary Medicaments  | 481                                   | 16 316                               | 141 123                             | 3 967 998                            |
| 515 Organo-inorganic And Heterocyclic Compounds  | 63                                    | 201                                  | 1 184 274                           | 3 824 600                            |
| 541 Medicinal And Pharmaceutical Products  | 884                                   | 4 185                                | 366 573                             | 1 724 662                            |
| 282 Waste And Scrap Metal Of Iron/steel  | 0                                     | 3 136 543                            | 0                                   | 1 301 301                            |
| 514 Nitrogen-function Compounds  | 0                                     | 100                                  | 0                                   | 521 416                              |
| LAINNYA  | 50 461                                | 82 869                               | 101 222                             | 1 341 566                            |
| <b>SUB TOTAL</b>   | <b>51 889</b>                         | <b>3 240 214</b>                     | <b>1 793 192</b>                    | <b>12 681 543</b>                    |
| <b>BELIZE</b>  |                                       |                                      |                                     |                                      |
| 655 Knitted Or Crocheted Fabrics   | 0                                     | 76 132                               | 0                                   | 833 154                              |
| 653 Fabrics, Woven, Of Man-made Fibres   | 686                                   | 13 801                               | 8 814                               | 136 909                              |
| 554 Soap,cleansing And Polishing Preparations  | 8 400                                 | 30 000                               | 37 455                              | 119 992                              |
| 686 Zinc   | 0                                     | 41 197                               | 0                                   | 89 414                               |
| 652 Cotton Fabrics, Woven  | 470                                   | 9 342                                | 15 791                              | 87 119                               |
| LAINNYA  | 2 200                                 | 186 525                              | 83 227                              | 342 676                              |
| <b>SUB TOTAL</b>   | <b>11 756</b>                         | <b>356 997</b>                       | <b>145 287</b>                      | <b>1 609 264</b>                     |
| <b>DOMINICAN REPUBLIC</b>  |                                       |                                      |                                     |                                      |
| 282 Waste And Scrap Metal Of Iron/steel  | 0                                     | 3 060 380                            | 0                                   | 1 310 604                            |
| 121 Tobacco, Unmanufactured And Refused  | 0                                     | 14 728                               | 0                                   | 352 322                              |
| 211 Hides And Skins, Raw   | 0                                     | 170 880                              | 0                                   | 350 690                              |
| 582 Plates, Sheets, And Film Of Plastics   | 0                                     | 1 342                                | 0                                   | 288 502                              |
| 611 Leathers   | 53 080                                | 255 794                              | 37 342                              | 200 768                              |
| LAINNYA  | 928                                   | 69 600                               | 38 515                              | 517 218                              |
| <b>SUB TOTAL</b>   | <b>54 008</b>                         | <b>3 572 724</b>                     | <b>75 857</b>                       | <b>3 020 104</b>                     |
| <b>EL SALVADOR</b>   |                                       |                                      |                                     |                                      |
| 061 Sugar, Molasses, And Honey   | 0                                     | 95 500 000                           | 0                                   | 54 537 749                           |
| 121 Tobacco, Unmanufactured And Refused  | 12 445                                | 51 300                               | 350 032                             | 1 463 366                            |
| 845 Articles Of Apparel  | 5                                     | 543                                  | 41                                  | 27 361                               |
| 001 Live Animals Other Than Fish   | 0                                     | 1 200                                | 0                                   | 26 334                               |
| 892 Printed Matter   | 0                                     | 258                                  | 0                                   | 16 002                               |
| LAINNYA  | 17                                    | 2 157                                | 2 173                               | 31 058                               |
| <b>SUB TOTAL</b>   | <b>12 467</b>                         | <b>95 555 458</b>                    | <b>352 246</b>                      | <b>56 101 870</b>                    |
| <b>COSTA RICA</b>  |                                       |                                      |                                     |                                      |
| 061 Sugar, Molasses, And Honey   | 0                                     | 40 262 715                           | 0                                   | 20 449 434                           |
| 759 Parts And Accessories For Machine Of Heading 751 Or 752                                | 123                                   | 5 180                                | 98 429                              | 2 194 865                            |
| 223 Oil Seeds Use For Extraction Of Other Fixed Vegetable Oils                             | 0                                     | 3 362                                | 0                                   | 696 466                              |
| 058 Fruits, Preserved And Preparations   | 170 460                               | 488 340                              | 159 164                             | 458 750                              |

**I.6 IMPOR KOMODITI MENURUT NEGARA ASAL / IMPORT BY COUNTRY OF ORIGIN  
DAN LIMA GOLONGAN BARANG (SITC) UTAMA / AND FIVE MAJOR SITC COMMODITY GROUP  
\*\* NOVEMBER / NOVEMBER 2013 \*\***

| Negara Asal/SITC/Uraian Golongan Barang<br><i>Country of Origin/SITC/group Description</i> | Berat Bersih / <i>Net Weight (Kg)</i> |                                      | Nilai CIF / <i>CIF Value (US\$)</i> |                                      |
|--|---------------------------------------|--------------------------------------|-------------------------------------|--------------------------------------|
|  | Bulan ini<br><i>Current month</i>     | Kumulatif<br><i>Cum. Jan to date</i> | Bulan ini<br><i>Current month</i>   | Kumulatif<br><i>Cum. Jan to date</i> |
| 251 Pulp And Waste Paper   | 141 279                               | 1 957 518                            | 30 799                              | 444 503                              |
| LAINNYA  | 2 150                                 | 705 768                              | 142 646                             | 1 980 360                            |
| <b>SUB TOTAL</b>   | <b>314 012</b>                        | <b>43 422 883</b>                    | <b>431 038</b>                      | <b>26 224 378</b>                    |
| <b>HAITI</b>   |                                       |                                      |                                     |                                      |
| 551 Essential Oils, Perfumes, And Flavour Materials  | 204                                   | 437                                  | 33 335                              | 45 828                               |
| 851 Footwears  | 0                                     | 330                                  | 0                                   | 13 104                               |
| 845 Articles Of Apparel  | 172                                   | 213                                  | 1 474                               | 3 971                                |
| 843 Men's Coats/Jackets, Knitted   | 0                                     | 7                                    | 0                                   | 265                                  |
| 695 Tools For Used In The Hand Or In Machines  | 0                                     | 14                                   | 0                                   | 169                                  |
| LAINNYA  | 0                                     | 0                                    | 0                                   | 0                                    |
| <b>SUB TOTAL</b>   | <b>376</b>                            | <b>1 001</b>                         | <b>34 809</b>                       | <b>63 337</b>                        |
| <b>BARBADOS</b>  |                                       |                                      |                                     |                                      |
| 772 Electrical Apparatus For Making And Breaking Electrical Circuits                       | 0                                     | 111                                  | 0                                   | 7 620                                |
| 112 Alcoholic Beverages  | 0                                     | 591                                  | 0                                   | 4 345                                |
| 759 Parts And Accessories For Machine Of Heading 751 Or 752                                | 0                                     | 38                                   | 0                                   | 3 876                                |
| 874 Measuring, Checking, Analysing, And Controlling Instrument And Appai                   | 0                                     | 10                                   | 0                                   | 156                                  |
| LAINNYA  | 0                                     | 0                                    | 0                                   | 0                                    |
| <b>SUB TOTAL</b>   | <b>0</b>                              | <b>750</b>                           | <b>0</b>                            | <b>15 997</b>                        |
| <b>ANTIGUA AND BARBUDA</b>   |                                       |                                      |                                     |                                      |
| 793 Ships, Boats, And Floating Structures  | 0                                     | 7 233 000                            | 0                                   | 4 600 000                            |
| 655 Knitted Or Crocheted Fabrics   | 0                                     | 663                                  | 0                                   | 8 370                                |
| 746 Ball Or Roller Bearings  | 0                                     | 48                                   | 0                                   | 5 740                                |
| 747 Taps, Cocks, And Valves For Pipes  | 0                                     | 9                                    | 0                                   | 4 995                                |
| 773 Equipment For Distributing Electricity   | 0                                     | 3                                    | 0                                   | 1 287                                |
| LAINNYA  | 0                                     | 19                                   | 0                                   | 1 020                                |
| <b>SUB TOTAL</b>   | <b>0</b>                              | <b>7 233 742</b>                     | <b>0</b>                            | <b>4 621 412</b>                     |
| <b>ANGUILLA</b>  |                                       |                                      |                                     |                                      |
| 742 Pumps For Liquid And Parts   | 0                                     | 483                                  | 0                                   | 16 236                               |
| 651 Textile Yarns  | 0                                     | 637                                  | 0                                   | 12 095                               |
| 893 Article Of Plastics  | 0                                     | 235                                  | 0                                   | 2 207                                |
| 784 Parts And Accessories Of The Motor Vehicles  | 0                                     | 9                                    | 0                                   | 441                                  |
| LAINNYA  | 0                                     | 0                                    | 0                                   | 0                                    |
| <b>SUB TOTAL</b>   | <b>0</b>                              | <b>1 364</b>                         | <b>0</b>                            | <b>30 979</b>                        |
| <b>ARUBA</b>   |                                       |                                      |                                     |                                      |
| 892 Printed Matter   | 0                                     | 6                                    | 0                                   | 214 785                              |
| 694 Nails, Screws, Nuts, Bolts, Rivets Of Iron/steel Or Copper                             | 0                                     | 1                                    | 0                                   | 2                                    |
| LAINNYA  | 0                                     | 0                                    | 0                                   | 0                                    |
| <b>SUB TOTAL</b>   | <b>0</b>                              | <b>7</b>                             | <b>0</b>                            | <b>214 787</b>                       |
| <b>BERMUDA</b>   |                                       |                                      |                                     |                                      |
| 342 Liquefied Propane And Butane   | 0                                     | 325 825 895                          | 0                                   | 267 397 521                          |
| 776 Thermionic, Cold Cathode, And Photo Cathode Valves/tubes                               | 0                                     | 147                                  | 0                                   | 47 916                               |
| 884 Optical Goods  | 0                                     | 59                                   | 0                                   | 19 247                               |
| 772 Electrical Apparatus For Making And Breaking Electrical Circuits                       | 0                                     | 31                                   | 0                                   | 9 929                                |
| 743 Pumps, Compressors, Fans, Blowers, Centrifuges, And Parts                              | 0                                     | 31                                   | 0                                   | 9 927                                |
| LAINNYA  | 0                                     | 235                                  | 0                                   | 10 869                               |
| <b>SUB TOTAL</b>   | <b>0</b>                              | <b>325 826 398</b>                   | <b>0</b>                            | <b>267 495 409</b>                   |
| <b>CAPE VERDE</b>  |                                       |                                      |                                     |                                      |
| 653 Fabrics, Woven, Of Man-made Fibres   | 0                                     | 464                                  | 0                                   | 5 491                                |
| 764 Telecommunication Equipments And Parts   | 0                                     | 388                                  | 0                                   | 5 244                                |
| 713 Internal Combustion Piston Engines And Parts   | 0                                     | 237                                  | 0                                   | 2 495                                |
| 842 Women's Coats/Jacket, Not Knitted  | 0                                     | 7                                    | 0                                   | 210                                  |
| 657 Special Yarns, textile Fabrics   | 0                                     | 1                                    | 0                                   | 1                                    |
| LAINNYA  | 0                                     | 0                                    | 0                                   | 0                                    |
| <b>SUB TOTAL</b>   | <b>0</b>                              | <b>1 097</b>                         | <b>0</b>                            | <b>13 441</b>                        |

**I.6 IMPOR KOMODITI MENURUT NEGARA ASAL / IMPORT BY COUNTRY OF ORIGIN  
DAN LIMA GOLONGAN BARANG (SITC) UTAMA / AND FIVE MAJOR SITC COMMODITY GROUP  
\*\* NOVEMBER / NOVEMBER 2013 \*\***

| Negara Asal/SITC/Uraian Golongan Barang<br><i>Country of Origin/SITC/group Description</i> | Berat Bersih / <i>Net Weight (Kg)</i> |                                      | Nilai CIF / <i>CIF Value (US\$)</i> |                                      |
|--|---------------------------------------|--------------------------------------|-------------------------------------|--------------------------------------|
|  | Bulan ini<br><i>Current month</i>     | Kumulatif<br><i>Cum. Jan to date</i> | Bulan ini<br><i>Current month</i>   | Kumulatif<br><i>Cum. Jan to date</i> |
| <b>CAYMAN ISLANDS</b>  |                                       |                                      |                                     |                                      |
| 749 Non-electric Parts And Accessories Of Machineries                                      | 0                                     | 2                                    | 0                                   | 4 605                                |
| 653 Fabrics, Woven, Of Man-made Fibres   | 0                                     | 204                                  | 0                                   | 3 579                                |
| 792 Aircraft And Associated Equipments And Parts   | 0                                     | 1                                    | 0                                   | 941                                  |
| 665 Glassware  | 0                                     | 4                                    | 0                                   | 95                                   |
| LAINNYA  | 0                                     | 0                                    | 0                                   | 0                                    |
| <b>SUB TOTAL</b>   | <b>0</b>                              | <b>211</b>                           | <b>0</b>                            | <b>9 220</b>                         |
| <b>DOMINICA</b>  |                                       |                                      |                                     |                                      |
| 251 Pulp And Waste Paper   | 0                                     | 370 360                              | 0                                   | 92 590                               |
| 551 Essential Oils, Perfumes, And Flavour Materials  | 0                                     | 188                                  | 0                                   | 6 962                                |
| 841 Men's Coats/jackets, Not Knitted   | 0                                     | 108                                  | 0                                   | 6 345                                |
| 842 Women's Coats/jacket, Not Knitted  | 0                                     | 68                                   | 0                                   | 5 167                                |
| 874 Measuring, Checking, Analysing, And Controlling Instrument And Appar                   | 0                                     | 34                                   | 0                                   | 3 028                                |
| LAINNYA  | 0                                     | 1 798                                | 0                                   | 2 544                                |
| <b>SUB TOTAL</b>   | <b>0</b>                              | <b>372 556</b>                       | <b>0</b>                            | <b>116 636</b>                       |
| <b>FALKLAND ISLANDS</b>  |                                       |                                      |                                     |                                      |
| 699 Manufactures Of Base Metals  | 0                                     | 30                                   | 0                                   | 1 508                                |
| 629 Articles Of Rubbers  | 0                                     | 42                                   | 0                                   | 861                                  |
| 741 Heating And Cooling Equipments And Parts   | 0                                     | 24                                   | 0                                   | 485                                  |
| LAINNYA  | 0                                     | 0                                    | 0                                   | 0                                    |
| <b>SUB TOTAL</b>   | <b>0</b>                              | <b>96</b>                            | <b>0</b>                            | <b>2 854</b>                         |
| <b>FRENCH POLYNESIA</b>  |                                       |                                      |                                     |                                      |
| 251 Pulp And Waste Paper   | 321 330                               | 321 330                              | 54 626                              | 54 626                               |
| 291 Crude Animal Materials   | 0                                     | 39 725                               | 0                                   | 19 962                               |
| LAINNYA  | 0                                     | 0                                    | 0                                   | 0                                    |
| <b>SUB TOTAL</b>   | <b>321 330</b>                        | <b>361 055</b>                       | <b>54 626</b>                       | <b>74 588</b>                        |
| <b>GREENLAND</b>   |                                       |                                      |                                     |                                      |
| 036 Crustaceans, Molluscs, And Aquatic Invertebrates                                       | 19 168                                | 364 658                              | 59 984                              | 910 675                              |
| 034 Fish, Fresh, Chilled Or Frozen   | 0                                     | 31 586                               | 0                                   | 63 172                               |
| 531 Synthetic Organic; Colouring Matter  | 0                                     | 488                                  | 0                                   | 1 081                                |
| 232 Synthetic Rubber Latex, Synthetic/reclaimed Rubber                                     | 0                                     | 233                                  | 0                                   | 633                                  |
| 848 Articles Of Apparel And Clothing Accessories Of Other Than Textile Fab                 | 0                                     | 31                                   | 0                                   | 1                                    |
| LAINNYA  | 0                                     | 1                                    | 0                                   | 1                                    |
| <b>SUB TOTAL</b>   | <b>19 168</b>                         | <b>396 997</b>                       | <b>59 984</b>                       | <b>975 563</b>                       |
| <b>GRENADA</b>   |                                       |                                      |                                     |                                      |
| 657 Special Yarns, textile Fabrics   | 0                                     | 35 378                               | 0                                   | 50 782                               |
| 743 Pumps, Compressors, Fans, Blowers, Centrifuges, And Parts                              | 0                                     | 241                                  | 0                                   | 2 554                                |
| 772 Electrical Apparatus For Making And Breaking Electrical Circuits                       | 0                                     | 4                                    | 0                                   | 1 853                                |
| 524 Other Inorganic Chemicals; chemical Compound Of Precious Metals                        | 0                                     | 3                                    | 0                                   | 111                                  |
| LAINNYA  | 0                                     | 0                                    | 0                                   | 0                                    |
| <b>SUB TOTAL</b>   | <b>0</b>                              | <b>35 626</b>                        | <b>0</b>                            | <b>55 300</b>                        |
| <b>MARTINIQUE</b>  |                                       |                                      |                                     |                                      |
| 251 Pulp And Waste Paper   | 0                                     | 230 940                              | 0                                   | 43 879                               |
| 748 Transmission Shafts And Cranks   | 0                                     | 1                                    | 0                                   | 19                                   |
| LAINNYA  | 0                                     | 0                                    | 0                                   | 0                                    |
| <b>SUB TOTAL</b>   | <b>0</b>                              | <b>230 941</b>                       | <b>0</b>                            | <b>43 898</b>                        |
| <b>NETHERLANDS ANTILLES</b>  |                                       |                                      |                                     |                                      |
| 892 Printed Matter   | 0                                     | 100                                  | 0                                   | 3 183 712                            |
| 737 Metalworking Machinery And Parts   | 0                                     | 83 482                               | 0                                   | 979 528                              |
| 023 Butter And Other Fats From Milk  | 116 720                               | 274 030                              | 122 855                             | 262 216                              |
| 597 Additive For Mineral Oils  | 0                                     | 33 946                               | 0                                   | 97 053                               |
| 334 Petroleum Products, Refined  | 0                                     | 33 203                               | 0                                   | 87 724                               |
| LAINNYA  | 46                                    | 88 040                               | 3 494                               | 138 111                              |
| <b>SUB TOTAL</b>   | <b>116 766</b>                        | <b>512 801</b>                       | <b>126 349</b>                      | <b>4 748 344</b>                     |



**I.6 IMPOR KOMODITI MENURUT NEGARA ASAL / IMPORT BY COUNTRY OF ORIGIN  
DAN LIMA GOLONGAN BARANG (SITC) UTAMA / AND FIVE MAJOR SITC COMMODITY GROUP  
\*\* NOVEMBER / NOVEMBER 2013 \*\***

| Negara Asal/SITC/Uraian Golongan Barang<br><i>Country of Origin/SITC/group Description</i> | Berat Bersih / <i>Net Weight (Kg)</i> |                                      | Nilai CIF / <i>CIF Value (US\$)</i> |                                      |
|--|---------------------------------------|--------------------------------------|-------------------------------------|--------------------------------------|
|  | Bulan ini<br><i>Current month</i>     | Kumulatif<br><i>Cum. Jan to date</i> | Bulan ini<br><i>Current month</i>   | Kumulatif<br><i>Cum. Jan to date</i> |
| <b>NORFOLK ISLANDS</b>   |                                       |                                      |                                     |                                      |
| 598 Miscellaneous Chemical Products  | 0                                     | 94 800                               | 0                                   | 583 524                              |
| 248 Wood, simply Worked And Railway Sleeper Of Wood  | 0                                     | 36 418                               | 0                                   | 10 828                               |
| LAINNYA  | 0                                     | 0                                    | 0                                   | 0                                    |
| <b>SUB TOTAL</b>   | <b>0</b>                              | <b>131 218</b>                       | <b>0</b>                            | <b>594 352</b>                       |
| <b>SAN MARINO</b>  |                                       |                                      |                                     |                                      |
| 778 Electrical Machinery And Apparatus   | 1 483                                 | 2 075                                | 38 660                              | 54 127                               |
| 721 Agricultural Machinery And Parts   | 0                                     | 60                                   | 0                                   | 1 718                                |
| LAINNYA  | 0                                     | 0                                    | 0                                   | 0                                    |
| <b>SUB TOTAL</b>   | <b>1 483</b>                          | <b>2 135</b>                         | <b>38 660</b>                       | <b>55 845</b>                        |
| <b>TURKS AND CAICOS ISLANDS</b>  |                                       |                                      |                                     |                                      |
| 773 Equipment For Distributing Electricity   | 0                                     | 8                                    | 0                                   | 107                                  |
| LAINNYA  | 0                                     | 0                                    | 0                                   | 0                                    |
| <b>SUB TOTAL</b>   | <b>0</b>                              | <b>8</b>                             | <b>0</b>                            | <b>107</b>                           |
| <b>GUADELOUPE</b>  |                                       |                                      |                                     |                                      |
| 723 Civil Engineering And Contractor Plants And Equipments/parts                           | 0                                     | 1 837                                | 0                                   | 18 180                               |
| 747 Taps, Cocks, And Valves For Pipes  | 0                                     | 2                                    | 0                                   | 406                                  |
| 892 Printed Matter   | 0                                     | 6                                    | 0                                   | 16                                   |
| LAINNYA  | 0                                     | 0                                    | 0                                   | 0                                    |
| <b>SUB TOTAL</b>   | <b>0</b>                              | <b>1 845</b>                         | <b>0</b>                            | <b>18 602</b>                        |
| <b>SAINT KITTS AND NEVIS</b>   |                                       |                                      |                                     |                                      |
| 531 Synthetic Organic; Colouring Matter  | 0                                     | 3 131                                | 0                                   | 13 838                               |
| 641 Papers And Paperboards   | 0                                     | 769                                  | 0                                   | 4 714                                |
| LAINNYA  | 0                                     | 0                                    | 0                                   | 0                                    |
| <b>SUB TOTAL</b>   | <b>0</b>                              | <b>3 900</b>                         | <b>0</b>                            | <b>18 552</b>                        |
| <b>UNITED KINGDOM</b>  |                                       |                                      |                                     |                                      |
| 251 Pulp And Waste Paper   | 10 107 210                            | 271 948 010                          | 1 873 696                           | 55 598 889                           |
| 781 Passenger Motor Cars   | 65 047                                | 1 829 895                            | 1 934 987                           | 42 167 392                           |
| 553 Perfumery, Cosmetics, And Toilet Preparations  | 122 045                               | 1 435 672                            | 3 492 346                           | 38 640 603                           |
| 723 Civil Engineering And Contractor Plants And Equipments/parts                           | 87 321                                | 2 402 792                            | 1 987 431                           | 37 714 099                           |
| 743 Pumps, Compressors, Fans, Blowers, Centrifuges, And Parts                              | 250 621                               | 1 574 501                            | 10 719 744                          | 37 270 336                           |
| LAINNYA  | 11 489 538                            | 206 834 257                          | 60 458 329                          | 798 317 439                          |
| <b>SUB TOTAL</b>   | <b>22 121 782</b>                     | <b>486 025 127</b>                   | <b>80 466 533</b>                   | <b>1 009 708 758</b>                 |
| <b>NETHERLANDS</b>   |                                       |                                      |                                     |                                      |
| 334 Petroleum Products, Refined  | 31 266                                | 118 210 558                          | 317 118                             | 124 862 192                          |
| 022 Milk, cream, And Milk Products Other Than Butter Or Cheese                             | 2 033 490                             | 22 052 343                           | 7 829 376                           | 80 948 554                           |
| 793 Ships, Boats, And Floating Structures  | 1 479 422                             | 6 544 663                            | 2 037 085                           | 56 230 497                           |
| 098 Edible Products And Preparations   | 536 435                               | 7 773 231                            | 3 384 869                           | 46 501 935                           |
| 759 Parts And Accessories For Machine Of Heading 751 Or 752                                | 12 572                                | 105 201                              | 4 073 784                           | 35 736 752                           |
| LAINNYA  | 19 177 946                            | 194 108 841                          | 87 076 083                          | 619 523 540                          |
| <b>SUB TOTAL</b>   | <b>23 271 131</b>                     | <b>348 794 837</b>                   | <b>104 718 315</b>                  | <b>963 803 470</b>                   |
| <b>FRANCE</b>  |                                       |                                      |                                     |                                      |
| 792 Aircraft And Associated Equipments And Parts   | 4 526                                 | 271 446                              | 4 379 223                           | 143 073 943                          |
| 251 Pulp And Waste Paper   | 13 842 858                            | 184 058 732                          | 9 428 295                           | 108 365 138                          |
| 679 Tubes, Pipes, Hollow Profile, Pipe Fitting Of Iron/steel                               | 551 604                               | 37 189 125                           | 1 674 366                           | 92 327 699                           |
| 553 Perfumery, Cosmetics, And Toilet Preparations  | 105 882                               | 1 180 660                            | 6 976 155                           | 75 380 497                           |
| 022 Milk, cream, And Milk Products Other Than Butter Or Cheese                             | 2 241 667                             | 33 362 700                           | 4 847 012                           | 74 823 209                           |
| LAINNYA  | 11 865 755                            | 194 626 627                          | 88 379 086                          | 961 594 734                          |
| <b>SUB TOTAL</b>   | <b>28 612 292</b>                     | <b>450 689 290</b>                   | <b>115 684 137</b>                  | <b>1 455 565 220</b>                 |
| <b>GERMANY, FED. REP. OF</b>   |                                       |                                      |                                     |                                      |
| 679 Tubes, Pipes, Hollow Profile, Pipe Fitting Of Iron/steel                               | 2 118 995                             | 257 675 327                          | 4 581 148                           | 456 170 558                          |
| 728 Other Machines And Equipment Specialized For Particular Industry                       | 622 563                               | 9 094 849                            | 35 095 820                          | 330 497 633                          |
| 745 Other Non-electical Machinery, Tools, And Mechanical Apparatus                         | 298 054                               | 3 061 763                            | 18 947 780                          | 184 868 977                          |

**I.6 IMPOR KOMODITI MENURUT NEGARA ASAL / IMPORT BY COUNTRY OF ORIGIN  
DAN LIMA GOLONGAN BARANG (SITC) UTAMA / AND FIVE MAJOR SITC COMMODITY GROUP  
\*\* NOVEMBER / NOVEMBER 2013 \*\***

| Negara Asal/SITC/Uraian Golongan Barang<br><i>Country of Origin/SITC/group Description</i> | Berat Bersih / <i>Net Weight (Kg)</i> |                                      | Nilai CIF / <i>CIF Value (US\$)</i> |                                      |
|--|---------------------------------------|--------------------------------------|-------------------------------------|--------------------------------------|
|  | Bulan ini<br><i>Current month</i>     | Kumulatif<br><i>Cum. Jan to date</i> | Bulan ini<br><i>Current month</i>   | Kumulatif<br><i>Cum. Jan to date</i> |
| 781 Passenger Motor Cars   | 894 045                               | 10 687 700                           | 10 496 710                          | 149 034 666                          |
| 744 Mechanical Handling Equipments And Parts   | 238 265                               | 11 555 954                           | 5 224 586                           | 128 773 782                          |
| LAINNYA  | 69 231 405                            | 743 392 934                          | 268 975 099                         | 2 858 770 655                        |
| SUB TOTAL  | 73 403 327                            | 1 035 468 527                        | 343 321 143                         | 4 108 116 271                        |
| <b>AUSTRIA</b>   |                                       |                                      |                                     |                                      |
| 776 Thermionic, Cold Cathode, And Photo Cathode Valves/tubes                               | 13 417                                | 161 152                              | 5 440 631                           | 57 544 895                           |
| 641 Papers And Paperboards   | 585 856                               | 19 494 469                           | 1 746 421                           | 33 131 812                           |
| 716 Rotating Electric Plants And Parts   | 60 103                                | 1 024 718                            | 1 661 410                           | 29 310 293                           |
| 728 Other Machines And Equipment Specialized For Particular Industry                       | 48 826                                | 710 567                              | 2 171 879                           | 22 023 816                           |
| 872 Medical Instruments And Appliances   | 137                                   | 93 633                               | 29 982                              | 19 841 047                           |
| LAINNYA  | 1 436 191                             | 22 627 738                           | 17 583 414                          | 180 743 930                          |
| SUB TOTAL  | 2 144 530                             | 44 112 277                           | 28 633 737                          | 342 595 793                          |
| <b>BELGIUM</b>   |                                       |                                      |                                     |                                      |
| 515 Organo-inorganic And Heterocyclic Compounds  | 2 646 094                             | 22 680 488                           | 8 243 189                           | 77 053 739                           |
| 743 Pumps, Compressors, Fans, Blowers, Centrifuges, And Parts                              | 205 629                               | 934 008                              | 34 531 247                          | 52 152 010                           |
| 022 Milk,cream, And Milk Products Other Than Butter Or Cheese                              | 450 000                               | 14 188 975                           | 2 087 350                           | 50 860 251                           |
| 251 Pulp And Waste Paper   | 5 316 720                             | 111 025 640                          | 1 001 850                           | 22 513 063                           |
| 541 Medicinal And Pharmaceutical Products  | 14 988                                | 281 377                              | 1 620 463                           | 21 764 632                           |
| LAINNYA  | 11 440 631                            | 148 897 294                          | 29 590 778                          | 373 666 272                          |
| SUB TOTAL  | 20 074 062                            | 298 007 782                          | 77 074 877                          | 598 009 967                          |
| <b>SWITZERLAND</b>   |                                       |                                      |                                     |                                      |
| 714 Engines And Motors, Non-electric And Parts   | 56 195                                | 193 663                              | 15 021 116                          | 90 662 070                           |
| 726 Printing/book Binding Machinery And Parts  | 41 615                                | 363 183                              | 2 353 222                           | 34 583 980                           |
| 728 Other Machines And Equipment Specialized For Particular Industry                       | 23 026                                | 545 571                              | 1 112 522                           | 32 181 197                           |
| 551 Essential Oils, Perfumes, And Flavour Materials  | 108 774                               | 1 243 350                            | 2 775 458                           | 30 566 118                           |
| 515 Organo-inorganic And Heterocyclic Compounds  | 16 894                                | 377 597                              | 2 450 383                           | 29 194 798                           |
| LAINNYA  | 2 941 973                             | 40 779 413                           | 37 600 627                          | 418 438 218                          |
| SUB TOTAL  | 3 188 477                             | 43 502 777                           | 61 313 328                          | 635 626 381                          |
| <b>LUXEMBOURG</b>  |                                       |                                      |                                     |                                      |
| 723 Civil Engineering And Contractor Plants And Equipments/parts                           | 0                                     | 1 322 316                            | 0                                   | 5 777 059                            |
| 741 Heating And Cooling Equipments And Parts   | 31 698                                | 92 786                               | 824 864                             | 3 070 811                            |
| 676 Iron/steel Bars, Rods, Angels, Shaped And Sections                                     | 103 257                               | 1 011 489                            | 124 586                             | 1 494 369                            |
| 657 Special Yarns,textile Fabrics  | 1 800                                 | 72 792                               | 22 702                              | 980 773                              |
| 772 Electrical Apparatus For Making And Breaking Electrical Circuits                       | 15                                    | 17 243                               | 579                                 | 837 124                              |
| LAINNYA  | 12 850                                | 472 567                              | 229 809                             | 4 014 810                            |
| SUB TOTAL  | 149 620                               | 2 989 193                            | 1 202 540                           | 16 174 946                           |
| <b>MONACO</b>  |                                       |                                      |                                     |                                      |
| 542 Medicaments, Including Veterinary Medicaments  | 0                                     | 310                                  | 0                                   | 420 725                              |
| 775 Household Type, Electrical/non-electrical Equipments                                   | 0                                     | 7 842                                | 0                                   | 223 620                              |
| 514 Nitrogen-function Compounds  | 567                                   | 3 334                                | 10 458                              | 81 189                               |
| 553 Perfumery, Cosmetics, And Toilet Preparations  | 45                                    | 1 015                                | 6 083                               | 74 210                               |
| 523 Metallicsalts And Peroxysalts  | 0                                     | 1 699                                | 0                                   | 38 512                               |
| LAINNYA  | 326                                   | 4 230                                | 5 570                               | 70 443                               |
| SUB TOTAL  | 938                                   | 18 430                               | 22 111                              | 908 699                              |
| <b>DENMARK</b>   |                                       |                                      |                                     |                                      |
| 542 Medicaments, Including Veterinary Medicaments  | 6 896                                 | 76 465                               | 2 898 384                           | 31 719 968                           |
| 598 Miscellaneous Chemical Products  | 95 459                                | 1 536 428                            | 1 040 532                           | 19 872 687                           |
| 022 Milk,cream, And Milk Products Other Than Butter Or Cheese                              | 173 572                               | 4 050 129                            | 964 382                             | 18 511 411                           |
| 792 Aircraft And Associated Equipments And Parts   | 0                                     | 18 912                               | 0                                   | 10 965 947                           |
| 727 Food Processing Machines And Parts   | 21 072                                | 116 863                              | 1 589 714                           | 8 722 176                            |
| LAINNYA  | 910 662                               | 21 750 620                           | 5 764 401                           | 95 022 713                           |
| SUB TOTAL  | 1 207 661                             | 27 549 417                           | 12 257 413                          | 184 814 902                          |
| <b>NORWAY</b>  |                                       |                                      |                                     |                                      |
| 562 Fertilizers, Manufactured  | 6 863 715                             | 81 366 923                           | 3 250 147                           | 43 736 971                           |
| 251 Pulp And Waste Paper   | 4 568 059                             | 66 984 551                           | 2 299 885                           | 28 720 141                           |
| 713 Internal Combustion Piston Engines And Parts   | 1 857                                 | 816 581                              | 82 626                              | 20 663 547                           |

**I.6 IMPOR KOMODITI MENURUT NEGARA ASAL / IMPORT BY COUNTRY OF ORIGIN  
DAN LIMA GOLONGAN BARANG (SITC) UTAMA / AND FIVE MAJOR SITC COMMODITY GROUP  
\*\* NOVEMBER / NOVEMBER 2013 \*\***

| Negara Asal/SITC/Uraian Golongan Barang<br><i>Country of Origin/SITC/group Description</i> | Berat Bersih / <i>Net Weight (Kg)</i> |                                      | Nilai CIF / <i>CIF Value (US\$)</i> |                                      |
|--|---------------------------------------|--------------------------------------|-------------------------------------|--------------------------------------|
|  | Bulan ini<br><i>Current month</i>     | Kumulatif<br><i>Cum. Jan to date</i> | Bulan ini<br><i>Current month</i>   | Kumulatif<br><i>Cum. Jan to date</i> |
| 723 Civil Engineering And Contractor Plants And Equipments/parts                           | 1 900                                 | 423 098                              | 40 354                              | 15 056 528                           |
| 793 Ships, Boats, And Floating Structures  | 5 835                                 | 2 766 190                            | 216 642                             | 12 181 593                           |
| LAINNYA  | 2 836 220                             | 16 320 865                           | 11 648 094                          | 86 386 031                           |
| <b>SUB TOTAL</b>   | <b>14 277 586</b>                     | <b>168 678 208</b>                   | <b>17 537 748</b>                   | <b>206 744 811</b>                   |
| <b>SWEDEN</b>  |                                       |                                      |                                     |                                      |
| 764 Telecommunication Equipments And Parts   | 30 848                                | 870 086                              | 9 283 320                           | 323 639 314                          |
| 251 Pulp And Waste Paper   | 6 917 436                             | 102 053 839                          | 6 317 983                           | 97 140 509                           |
| 782 Motor Vehicle For The Transportation Of Goods  | 124 883                               | 5 485 531                            | 1 225 851                           | 57 703 831                           |
| 641 Papers And Paperboards   | 5 148 831                             | 50 013 024                           | 5 915 078                           | 55 859 312                           |
| 334 Petroleum Products, Refined  | 204 084                               | 14 807 572                           | 310 143                             | 20 773 312                           |
| LAINNYA  | 1 986 967                             | 27 396 907                           | 19 570 786                          | 233 473 076                          |
| <b>SUB TOTAL</b>   | <b>14 413 049</b>                     | <b>200 626 959</b>                   | <b>42 623 161</b>                   | <b>788 589 354</b>                   |
| <b>FINLAND</b>   |                                       |                                      |                                     |                                      |
| 764 Telecommunication Equipments And Parts   | 10 286                                | 2 143 310                            | 1 383 255                           | 119 048 329                          |
| 641 Papers And Paperboards   | 2 433 055                             | 28 856 386                           | 2 434 196                           | 28 349 408                           |
| 759 Parts And Accessories For Machine Of Heading 751 Or 752                                | 13 283                                | 25 426                               | 4 147 531                           | 23 109 032                           |
| 711 Steam And Other Vapour Generating Boilers And Parts                                    | 400 334                               | 415 214                              | 20 630 673                          | 20 994 425                           |
| 741 Heating And Cooling Equipments And Parts   | 800                                   | 1 792 798                            | 40 683                              | 20 234 242                           |
| LAINNYA  | 2 246 036                             | 37 545 003                           | 13 307 787                          | 171 362 033                          |
| <b>SUB TOTAL</b>   | <b>5 103 794</b>                      | <b>70 778 137</b>                    | <b>41 944 125</b>                   | <b>383 097 469</b>                   |
| <b>IRELAND</b>   |                                       |                                      |                                     |                                      |
| 022 Milk,cream, And Milk Products Other Than Butter Or Cheese                              | 472 475                               | 5 427 843                            | 1 749 693                           | 18 452 107                           |
| 551 Essential Oils, Perfumes, And Flavour Materials  | 95 360                                | 1 208 076                            | 655 831                             | 15 155 251                           |
| 515 Organo-inorganic And Heterocyclic Compounds  | 25                                    | 4 165                                | 347 861                             | 11 434 890                           |
| 542 Medicaments, Including Veterinary Medicaments  | 2 071                                 | 21 241                               | 1 694 308                           | 10 598 335                           |
| 752 Automatic Data Processing Machines And Their Units                                     | 2 729                                 | 35 693                               | 1 115 736                           | 7 959 457                            |
| LAINNYA  | 3 130 305                             | 20 453 324                           | 4 422 707                           | 40 301 408                           |
| <b>SUB TOTAL</b>   | <b>3 702 965</b>                      | <b>27 150 342</b>                    | <b>9 986 136</b>                    | <b>103 901 448</b>                   |
| <b>ITALY</b>   |                                       |                                      |                                     |                                      |
| 728 Other Machines And Equipment Specialized For Particular Industry                       | 314 428                               | 7 761 668                            | 10 395 254                          | 216 325 138                          |
| 745 Other Non-electical Machinery, Tools, And Mechanical Apparatus                         | 225 568                               | 1 763 272                            | 17 122 744                          | 113 520 283                          |
| 747 Taps, Cocks, And Valves For Pipes  | 394 089                               | 2 198 106                            | 13 658 424                          | 79 760 762                           |
| 679 Tubes, Pipes, Hollow Profile, Pipe Fitting Of Iron/steel                               | 1 880 631                             | 21 193 586                           | 4 732 609                           | 58 471 905                           |
| 741 Heating And Cooling Equipments And Parts   | 392 418                               | 2 797 565                            | 9 490 840                           | 51 897 191                           |
| LAINNYA  | 13 406 756                            | 347 364 272                          | 90 216 638                          | 1 029 903 852                        |
| <b>SUB TOTAL</b>   | <b>16 613 890</b>                     | <b>383 078 469</b>                   | <b>145 616 509</b>                  | <b>1 549 879 131</b>                 |
| <b>SPAIN</b>   |                                       |                                      |                                     |                                      |
| 792 Aircraft And Associated Equipments And Parts   | 4 795                                 | 68 084                               | 390 201                             | 82 497 302                           |
| 679 Tubes, Pipes, Hollow Profile, Pipe Fitting Of Iron/steel                               | 397 189                               | 5 718 626                            | 1 258 401                           | 51 552 608                           |
| 741 Heating And Cooling Equipments And Parts   | 14 957                                | 1 366 330                            | 436 886                             | 26 343 027                           |
| 533 Pigments, Paints, Varnishes, And Related Materials                                     | 1 047 523                             | 16 488 720                           | 2 293 349                           | 25 232 590                           |
| 784 Parts And Accessories Of The Motor Vehicles  | 34 483                                | 1 308 570                            | 602 627                             | 18 705 950                           |
| LAINNYA  | 3 988 396                             | 61 611 765                           | 23 804 216                          | 308 685 586                          |
| <b>SUB TOTAL</b>   | <b>5 487 343</b>                      | <b>86 562 095</b>                    | <b>28 785 680</b>                   | <b>513 017 063</b>                   |
| <b>PORTUGAL</b>  |                                       |                                      |                                     |                                      |
| 511 Hydrocarbon And Their Halogenated, Nitrated Derivatives                                | 0                                     | 4 756 029                            | 0                                   | 6 843 926                            |
| 845 Articles Of Apparel  | 9 049                                 | 95 588                               | 439 821                             | 5 067 790                            |
| 772 Electrical Apparatus For Making And Breaking Electrical Circuits                       | 29                                    | 69 755                               | 936                                 | 3 230 322                            |
| 811 Prefabricated Buildings  | 0                                     | 234 878                              | 0                                   | 3 156 990                            |
| 724 Textile/leather Machinery And Parts  | 3 260                                 | 20 946                               | 249 330                             | 2 202 145                            |
| LAINNYA  | 323 632                               | 3 895 382                            | 1 090 358                           | 18 692 420                           |
| <b>SUB TOTAL</b>   | <b>335 970</b>                        | <b>9 072 578</b>                     | <b>1 780 445</b>                    | <b>39 193 593</b>                    |
| <b>ICELAND</b>   |                                       |                                      |                                     |                                      |
| 034 Fish, Fresh, Chilled Or Frozen   | 0                                     | 130 000                              | 0                                   | 174 545                              |
| 542 Medicaments, Including Veterinary Medicaments  | 591                                   | 1 692                                | 16 292                              | 52 904                               |
| 723 Civil Engineering And Contractor Plants And Equipments/parts                           | 0                                     | 185                                  | 0                                   | 42 255                               |

**I.6 IMPOR KOMODITI MENURUT NEGARA ASAL / IMPORT BY COUNTRY OF ORIGIN  
DAN LIMA GOLONGAN BARANG (SITC) UTAMA / AND FIVE MAJOR SITC COMMODITY GROUP  
\*\* NOVEMBER / NOVEMBER 2013 \*\***

| Negara Asal/SITC/Uraian Golongan Barang<br><i>Country of Origin/SITC/group Description</i> | Berat Bersih / <i>Net Weight (Kg)</i> |                                      | Nilai CIF / <i>CIF Value (US\$)</i> |                                      |
|--|---------------------------------------|--------------------------------------|-------------------------------------|--------------------------------------|
|  | Bulan ini<br><i>Current month</i>     | Kumulatif<br><i>Cum. Jan to date</i> | Bulan ini<br><i>Current month</i>   | Kumulatif<br><i>Cum. Jan to date</i> |
| 411 Animal Oils And Fats   | 0                                     | 1 140                                | 0                                   | 13 034                               |
| 431 Animal And Vegetable Oil; Fat Processed And Their Wax                                  | 0                                     | 792                                  | 0                                   | 6 424                                |
| LAINNYA  | 94                                    | 994                                  | 1 989                               | 27 607                               |
| SUB TOTAL  | 685                                   | 134 803                              | 18 281                              | 316 769                              |
| <b>MONTSERRAT</b>  |                                       |                                      |                                     |                                      |
| 657 Special Yarns, textile Fabrics   | 0                                     | 1 202                                | 0                                   | 2 260                                |
| 784 Parts And Accessories Of The Motor Vehicles  | 0                                     | 802                                  | 0                                   | 1 837                                |
| 776 Thermionic, Cold Cathode, And Photo Cathode Valves/tubes                               | 0                                     | 3                                    | 0                                   | 441                                  |
| 894 Baby Carriages, Toys, Games, And Sporting Goods  | 0                                     | 17                                   | 0                                   | 31                                   |
| LAINNYA  | 0                                     | 0                                    | 0                                   | 0                                    |
| SUB TOTAL  | 0                                     | 2 024                                | 0                                   | 4 569                                |
| <b>GREECE</b>  |                                       |                                      |                                     |                                      |
| 263 Cotton   | 672 566                               | 17 845 161                           | 1 344 538                           | 33 626 174                           |
| 251 Pulp And Waste Paper   | 3 442 975                             | 103 193 022                          | 728 077                             | 21 268 163                           |
| 121 Tobacco, Unmanufactured And Refused  | 152 631                               | 1 790 732                            | 1 133 432                           | 10 411 682                           |
| 273 Stone, Sand And Gravel   | 741 005                               | 9 036 883                            | 168 563                             | 2 163 951                            |
| 522 Inorganic Chemical Elements, Oxides And Halogen Salts                                  | 0                                     | 1 060 000                            | 0                                   | 1 880 320                            |
| LAINNYA  | 687 835                               | 5 873 410                            | 1 687 172                           | 9 570 572                            |
| SUB TOTAL  | 5 697 012                             | 138 799 208                          | 5 061 782                           | 78 920 862                           |
| <b>VATICAN CITY STATE</b>  |                                       |                                      |                                     |                                      |
| 747 Taps, Cocks, And Valves For Pipes  | 1                                     | 51                                   | 1                                   | 5                                    |
| 713 Internal Combustion Piston Engines And Parts   | 0                                     | 18                                   | 0                                   | 2                                    |
| 742 Pumps For Liquid And Parts   | 0                                     | 31                                   | 0                                   | 1                                    |
| LAINNYA  | 0                                     | 0                                    | 0                                   | 0                                    |
| SUB TOTAL  | 1                                     | 100                                  | 1                                   | 8                                    |
| <b>ANDORRA</b>   |                                       |                                      |                                     |                                      |
| 723 Civil Engineering And Contractor Plants And Equipments/parts                           | 0                                     | 963                                  | 0                                   | 615                                  |
| 893 Article Of Plastics  | 0                                     | 9                                    | 0                                   | 47                                   |
| 771 Electric Power Machinery And Parts   | 0                                     | 50                                   | 0                                   | 32                                   |
| 657 Special Yarns, textile Fabrics   | 0                                     | 4                                    | 0                                   | 19                                   |
| 813 Lighting Fixtures And Fittings   | 0                                     | 1                                    | 0                                   | 3                                    |
| LAINNYA  | 64                                    | 66                                   | 1                                   | 3                                    |
| SUB TOTAL  | 64                                    | 1 093                                | 1                                   | 719                                  |
| <b>LIECHTENSTEIN</b>   |                                       |                                      |                                     |                                      |
| 772 Electrical Apparatus For Making And Breaking Electrical Circuits                       | 1 113                                 | 12 517                               | 48 791                              | 505 843                              |
| 533 Pigments, Paints, Varnishes, And Related Materials                                     | 980                                   | 16 187                               | 26 399                              | 128 956                              |
| 512 Alcohols, phenols, phenol-alcohols And Their Halogenated                               | 0                                     | 25 600                               | 0                                   | 103 160                              |
| 699 Manufactures Of Base Metals  | 0                                     | 12                                   | 0                                   | 964                                  |
| 682 Copper   | 0                                     | 19                                   | 0                                   | 956                                  |
| LAINNYA  | 128                                   | 135                                  | 2                                   | 1 565                                |
| SUB TOTAL  | 2 221                                 | 54 470                               | 75 192                              | 741 444                              |
| <b>DEMOCRATIC REP. OF THE CONGO</b>  |                                       |                                      |                                     |                                      |
| 292 Crude Vegetable Materials  | 336 873                               | 1 692 275                            | 841 004                             | 4 268 952                            |
| 248 Wood, simply Worked And Railway Sleeper Of Wood  | 84 600                                | 109 353                              | 34 127                              | 53 559                               |
| 723 Civil Engineering And Contractor Plants And Equipments/parts                           | 0                                     | 2 143                                | 0                                   | 5 267                                |
| LAINNYA  | 0                                     | 0                                    | 0                                   | 0                                    |
| SUB TOTAL  | 421 473                               | 1 803 771                            | 875 131                             | 4 327 778                            |
| <b>HUNGARY</b>   |                                       |                                      |                                     |                                      |
| 764 Telecommunication Equipments And Parts   | 745                                   | 67 127                               | 49 824                              | 50 060 175                           |
| 752 Automatic Data Processing Machines And Their Units                                     | 0                                     | 30 384                               | 0                                   | 5 943 958                            |
| 772 Electrical Apparatus For Making And Breaking Electrical Circuits                       | 1 624                                 | 93 736                               | 277 409                             | 5 918 164                            |
| 541 Medicinal And Pharmaceutical Products  | 2 459                                 | 28 076                               | 340 365                             | 5 007 653                            |
| 778 Electrical Machinery And Apparatus   | 10 027                                | 190 200                              | 356 912                             | 4 963 449                            |
| LAINNYA  | 250 133                               | 3 950 522                            | 3 469 685                           | 27 480 036                           |
| SUB TOTAL  | 264 988                               | 4 360 045                            | 4 494 195                           | 99 373 435                           |

**I.6 IMPOR KOMODITI MENURUT NEGARA ASAL / IMPORT BY COUNTRY OF ORIGIN  
DAN LIMA GOLONGAN BARANG (SITC) UTAMA / AND FIVE MAJOR SITC COMMODITY GROUP  
\*\* NOVEMBER / NOVEMBER 2013 \*\***

| Negara Asal/SITC/Uraian Golongan Barang<br><i>Country of Origin/SITC/group Description</i> | Berat Bersih / <i>Net Weight (Kg)</i> |                                      | Nilai CIF / <i>CIF Value (US\$)</i> |                                      |
|--|---------------------------------------|--------------------------------------|-------------------------------------|--------------------------------------|
|  | Bulan ini<br><i>Current month</i>     | Kumulatif<br><i>Cum. Jan to date</i> | Bulan ini<br><i>Current month</i>   | Kumulatif<br><i>Cum. Jan to date</i> |
| <b>POLAND</b>  |                                       |                                      |                                     |                                      |
| 022 Milk,cream, And Milk Products Other Than Butter Or Cheese                              | 1 253 000                             | 14 264 000                           | 3 271 357                           | 26 109 870                           |
| 713 Internal Combustion Piston Engines And Parts   | 539                                   | 608 208                              | 4 640                               | 14 006 791                           |
| 515 Organo-inorganic And Heterocyclic Compounds  | 275 582                               | 4 508 106                            | 664 408                             | 10 783 897                           |
| 778 Electrical Machinery And Apparatus   | 82 225                                | 1 541 413                            | 459 776                             | 10 466 093                           |
| 232 Synthetic Rubber Latex, Synthetic/reclaimed Rubber                                     | 227 960                               | 3 273 719                            | 456 180                             | 7 731 311                            |
| LAINNYA  | 3 438 122                             | 24 756 787                           | 12 050 765                          | 69 783 402                           |
| <b>SUB TOTAL</b>   | <b>5 277 428</b>                      | <b>48 952 233</b>                    | <b>16 907 126</b>                   | <b>138 881 364</b>                   |
| <b>ROMANIA</b>   |                                       |                                      |                                     |                                      |
| 764 Telecommunication Equipments And Parts   | 5                                     | 6 815                                | 759                                 | 3 427 332                            |
| 842 Women's Coats/jacket, Not Knitted  | 5 430                                 | 53 518                               | 263 727                             | 2 465 653                            |
| 728 Other Machines And Equipment Specialized For Particular Industry                       | 39                                    | 63 825                               | 1 474                               | 2 308 192                            |
| 679 Tubes, Pipes, Hollow Profile, Pipe Fitting Of Iron/steel                               | 13 748                                | 622 957                              | 53 372                              | 1 788 674                            |
| 786 Trailers And Other Vehicles, Not Motorized   | 0                                     | 5 900                                | 0                                   | 1 762 748                            |
| LAINNYA  | 75 218                                | 1 579 560                            | 880 608                             | 14 823 857                           |
| <b>SUB TOTAL</b>   | <b>94 440</b>                         | <b>2 332 575</b>                     | <b>1 199 940</b>                    | <b>26 576 456</b>                    |
| <b>BULGARIA</b>  |                                       |                                      |                                     |                                      |
| 121 Tobacco, Unmanufactured And Refused  | 261 267                               | 2 253 007                            | 1 974 219                           | 13 733 253                           |
| 075 Spices   | 570 350                               | 11 526 355                           | 291 001                             | 5 283 595                            |
| 772 Electrical Apparatus For Making And Breaking Electrical Circuits                       | 8 264                                 | 143 464                              | 275 545                             | 4 664 018                            |
| 523 Metallicsalts And Peroxysalts  | 3 921 760                             | 16 835 470                           | 831 038                             | 3 535 715                            |
| 081 Feeding Stuff For Animals  | 109 400                               | 672 920                              | 583 843                             | 3 113 259                            |
| LAINNYA  | 135 281                               | 9 787 241                            | 1 072 693                           | 17 475 472                           |
| <b>SUB TOTAL</b>   | <b>5 006 322</b>                      | <b>41 218 457</b>                    | <b>5 028 339</b>                    | <b>47 805 312</b>                    |
| <b>SERBIA</b>  |                                       |                                      |                                     |                                      |
| 891 Arms And Ammunitions   | 0                                     | 1 618                                | 0                                   | 535 710                              |
| 748 Transmission Shafts And Cranks   | 483                                   | 856                                  | 8 781                               | 11 502                               |
| 746 Ball Or Roller Bearings  | 36                                    | 503                                  | 298                                 | 1 389                                |
| LAINNYA  | 0                                     | 0                                    | 0                                   | 0                                    |
| <b>SUB TOTAL</b>   | <b>519</b>                            | <b>2 977</b>                         | <b>9 079</b>                        | <b>548 601</b>                       |
| <b>ALBANIA</b>   |                                       |                                      |                                     |                                      |
| 251 Pulp And Waste Paper   | 0                                     | 2 103 150                            | 0                                   | 479 532                              |
| 671 Pig Iron,spiegeleisen,sponge Iron, And Ferro-alloys                                    | 0                                     | 50 000                               | 0                                   | 75 175                               |
| 845 Articles Of Apparel  | 179                                   | 769                                  | 9 836                               | 42 508                               |
| 851 Footwears  | 172                                   | 961                                  | 6 549                               | 37 238                               |
| 841 Men's Coats/jackets, Not Knitted   | 39                                    | 364                                  | 2 131                               | 20 590                               |
| LAINNYA  | 79                                    | 422                                  | 1 655                               | 21 621                               |
| <b>SUB TOTAL</b>   | <b>469</b>                            | <b>2 155 666</b>                     | <b>20 171</b>                       | <b>676 664</b>                       |
| <b>ARMENIA</b>   |                                       |                                      |                                     |                                      |
| 899 Other Miscellaneous Manufactured Articles  | 0                                     | 159                                  | 0                                   | 11 700                               |
| 112 Alcoholic Beverages  | 0                                     | 724                                  | 0                                   | 6 082                                |
| 741 Heating And Cooling Equipments And Parts   | 12 450                                | 12 450                               | 4 856                               | 4 856                                |
| 061 Sugar, Molasses, And Honey   | 0                                     | 143                                  | 0                                   | 1 336                                |
| LAINNYA  | 0                                     | 0                                    | 0                                   | 0                                    |
| <b>SUB TOTAL</b>   | <b>12 450</b>                         | <b>13 476</b>                        | <b>4 856</b>                        | <b>23 974</b>                        |
| <b>AZERBAIJAN</b>  |                                       |                                      |                                     |                                      |
| 333 Petroleum Oil, Crude   | 132 672 560                           | 2 020 867 860                        | 109 699 790                         | 1 627 790 745                        |
| 752 Automatic Data Processing Machines And Their Units                                     | 0                                     | 7                                    | 0                                   | 79                                   |
| LAINNYA  | 0                                     | 0                                    | 0                                   | 0                                    |
| <b>SUB TOTAL</b>   | <b>132 672 560</b>                    | <b>2 020 867 867</b>                 | <b>109 699 790</b>                  | <b>1 627 790 824</b>                 |
| <b>BELARUS</b>   |                                       |                                      |                                     |                                      |
| 562 Fertilizers, Manufactured  | 0                                     | 271 951 331                          | 0                                   | 121 485 117                          |
| 625 Rubber Tyre,tyre Cases,tyre Treads,inner Tubes, And Tyre Flaps                         | 25 358                                | 724 348                              | 79 196                              | 5 536 858                            |
| 792 Aircraft And Associated Equipments And Parts   | 0                                     | 200                                  | 0                                   | 250 400                              |

**I.6 IMPOR KOMODITI MENURUT NEGARA ASAL / IMPORT BY COUNTRY OF ORIGIN  
DAN LIMA GOLONGAN BARANG (SITC) UTAMA / AND FIVE MAJOR SITC COMMODITY GROUP  
\*\* NOVEMBER / NOVEMBER 2013 \*\***

| Negara Asal/SITC/Uraian Golongan Barang<br><i>Country of Origin/SITC/group Description</i> | Berat Bersih / <i>Net Weight (Kg)</i> |                                      | Nilai CIF / <i>CIF Value (US\$)</i> |                                      |
|--|---------------------------------------|--------------------------------------|-------------------------------------|--------------------------------------|
|  | Bulan ini<br><i>Current month</i>     | Kumulatif<br><i>Cum. Jan to date</i> | Bulan ini<br><i>Current month</i>   | Kumulatif<br><i>Cum. Jan to date</i> |
| 713 Internal Combustion Piston Engines And Parts   | 0                                     | 109                                  | 0                                   | 206 300                              |
| 891 Arms And Ammunitions   | 0                                     | 235                                  | 0                                   | 192 000                              |
| LAINNYA  | 63 975                                | 89 335                               | 107 754                             | 550 384                              |
| SUB TOTAL  | 89 333                                | 272 765 558                          | 186 950                             | 128 221 059                          |
| <b>KAZAKHSTAN</b>  |                                       |                                      |                                     |                                      |
| 686 Zinc   | 692 009                               | 4 104 347                            | 1 388 667                           | 8 699 782                            |
| 685 Lead   | 0                                     | 2 390 276                            | 0                                   | 5 880 192                            |
| 671 Pig Iron,spiegeleisen,sponge Iron, And Ferro-alloys                                    | 0                                     | 320 000                              | 0                                   | 892 931                              |
| 699 Manufactures Of Base Metals  | 0                                     | 95                                   | 0                                   | 10 759                               |
| 778 Electrical Machinery And Apparatus   | 2                                     | 31                                   | 665                                 | 9 654                                |
| LAINNYA  | 0                                     | 117                                  | 0                                   | 1 107                                |
| SUB TOTAL  | 692 011                               | 6 814 866                            | 1 389 332                           | 15 494 425                           |
| <b>KYRGYZSTAN</b>  |                                       |                                      |                                     |                                      |
| 598 Miscellaneous Chemical Products  | 0                                     | 11 652                               | 0                                   | 154 604                              |
| 291 Crude Animal Materials   | 0                                     | 20 925                               | 0                                   | 137 776                              |
| 641 Papers And Paperboards   | 0                                     | 155 293                              | 0                                   | 130 446                              |
| 651 Textile Yarns  | 7 771                                 | 20 477                               | 55 175                              | 117 459                              |
| 575 Other Plastics In Primary Forms  | 0                                     | 43 650                               | 0                                   | 115 898                              |
| LAINNYA  | 9 235                                 | 214 891                              | 94 393                              | 477 197                              |
| SUB TOTAL  | 17 006                                | 466 888                              | 149 568                             | 1 133 380                            |
| <b>MOLDOVA, REPUBLIC OF</b>  |                                       |                                      |                                     |                                      |
| 041 Wheat And Meslin, Unmilled   | 8 857 750                             | 9 955 260                            | 2 655 279                           | 2 964 851                            |
| 893 Article Of Plastics  | 0                                     | 59 549                               | 0                                   | 488 930                              |
| 842 Women's Coats/jacket, Not Knitted  | 316                                   | 4 609                                | 12 074                              | 170 610                              |
| 831 Travel Goods   | 0                                     | 7 846                                | 0                                   | 160 199                              |
| 844 Women's Coats/jackets, Knitted   | 332                                   | 4 762                                | 10 803                              | 145 797                              |
| LAINNYA  | 200                                   | 8 099                                | 10 893                              | 256 861                              |
| SUB TOTAL  | 8 858 598                             | 10 040 125                           | 2 689 049                           | 4 187 248                            |
| <b>TAJKISTAN</b>   |                                       |                                      |                                     |                                      |
| 263 Cotton   | 0                                     | 45 136                               | 0                                   | 90 302                               |
| 655 Knitted Or Crocheted Fabrics   | 0                                     | 210                                  | 0                                   | 1 644                                |
| 772 Electrical Apparatus For Making And Breaking Electrical Circuits                       | 0                                     | 17                                   | 0                                   | 875                                  |
| LAINNYA  | 0                                     | 0                                    | 0                                   | 0                                    |
| SUB TOTAL  | 0                                     | 45 363                               | 0                                   | 92 821                               |
| <b>TURKMENISTAN</b>  |                                       |                                      |                                     |                                      |
| 263 Cotton   | 43 999                                | 1 589 212                            | 78 329                              | 2 821 662                            |
| 841 Men's Coats/jackets, Not Knitted   | 225                                   | 1 933                                | 7 678                               | 71 796                               |
| 842 Women's Coats/jacket, Not Knitted  | 0                                     | 447                                  | 0                                   | 18 358                               |
| 874 Measuring, Checking, Analysing, And Controlling Instrument And Appar                   | 0                                     | 7                                    | 0                                   | 2 137                                |
| 845 Articles Of Apparel  | 0                                     | 20                                   | 0                                   | 747                                  |
| LAINNYA  | 0                                     | 8                                    | 0                                   | 167                                  |
| SUB TOTAL  | 44 224                                | 1 591 627                            | 86 007                              | 2 914 867                            |
| <b>UKRAINE</b>   |                                       |                                      |                                     |                                      |
| 672 Ingots And Other Iron/steel In Primary Forms   | 157 032                               | 489 756 292                          | 103 951                             | 264 946 848                          |
| 673 Flat Rolled Products, Not Clad   | 4 819 096                             | 183 503 713                          | 3 283 771                           | 123 616 428                          |
| 041 Wheat And Meslin, Unmilled   | 116 749 376                           | 235 021 119                          | 32 537 445                          | 65 896 613                           |
| 671 Pig Iron,spiegeleisen,sponge Iron, And Ferro-alloys                                    | 0                                     | 23 117 000                           | 0                                   | 10 389 327                           |
| 061 Sugar, Molasses, And Honey   | 3 700 000                             | 34 550 000                           | 839 900                             | 6 676 175                            |
| LAINNYA  | 2 517 230                             | 31 607 020                           | 2 630 389                           | 27 961 134                           |
| SUB TOTAL  | 127 942 734                           | 997 555 144                          | 39 395 456                          | 499 486 525                          |
| <b>UZBEKISTAN</b>  |                                       |                                      |                                     |                                      |
| 713 Internal Combustion Piston Engines And Parts   | 333 890                               | 1 705 254                            | 4 181 436                           | 21 551 068                           |
| 251 Pulp And Waste Paper   | 0                                     | 252 906                              | 0                                   | 466 864                              |
| 263 Cotton   | 0                                     | 150 576                              | 0                                   | 270 832                              |
| 121 Tobacco, Unmanufactured And Refused  | 0                                     | 33 580                               | 0                                   | 169 238                              |
| 514 Nitrogen-function Compounds  | 0                                     | 1 102                                | 0                                   | 38 556                               |
| LAINNYA  | 638                                   | 17 965                               | 16 884                              | 116 627                              |
| SUB TOTAL  | 334 528                               | 2 161 383                            | 4 198 320                           | 22 613 185                           |

**I.6 IMPOR KOMODITI MENURUT NEGARA ASAL / IMPORT BY COUNTRY OF ORIGIN  
DAN LIMA GOLONGAN BARANG (SITC) UTAMA / AND FIVE MAJOR SITC COMMODITY GROUP  
\*\* NOVEMBER / NOVEMBER 2013 \*\***

| Negara Asal/SITC/Uraian Golongan Barang<br><i>Country of Origin/SITC/group Description</i> | Berat Bersih / <i>Net Weight (Kg)</i> |                                      | Nilai CIF / <i>CIF Value (US\$)</i> |                                      |
|--|---------------------------------------|--------------------------------------|-------------------------------------|--------------------------------------|
|  | Bulan ini<br><i>Current month</i>     | Kumulatif<br><i>Cum. Jan to date</i> | Bulan ini<br><i>Current month</i>   | Kumulatif<br><i>Cum. Jan to date</i> |
| <b>LITHUANIA</b>   |                                       |                                      |                                     |                                      |
| 022 Milk,cream, And Milk Products Other Than Butter Or Cheese                              | 125 000                               | 2 149 000                            | 192 515                             | 3 070 327                            |
| 562 Fertilizers, Manufactured  | 0                                     | 2 997 500                            | 0                                   | 1 326 394                            |
| 842 Women's Coats/jacket, Not Knitted  | 225                                   | 2 055                                | 20 605                              | 257 694                              |
| 512 Alcohols,phenols,phenol-alcohols And Their Halogenated                                 | 0                                     | 35 200                               | 0                                   | 148 640                              |
| 282 Waste And Scrap Metal Of Iron/steel  | 0                                     | 341 530                              | 0                                   | 145 150                              |
| LAINNYA  | 152 499                               | 322 735                              | 123 805                             | 692 962                              |
| <b>SUB TOTAL</b>   | <b>277 724</b>                        | <b>5 848 020</b>                     | <b>336 925</b>                      | <b>5 641 167</b>                     |
| <b>LATVIA</b>  |                                       |                                      |                                     |                                      |
| 282 Waste And Scrap Metal Of Iron/steel  | 0                                     | 5 225 900                            | 0                                   | 2 277 742                            |
| 679 Tubes, Pipes, Hollow Profile, Pipe Fitting Of Iron/steel                               | 1                                     | 92 970                               | 2                                   | 891 985                              |
| 764 Telecommunication Equipments And Parts   | 0                                     | 3 040                                | 0                                   | 739 016                              |
| 263 Cotton   | 0                                     | 389 868                              | 0                                   | 456 445                              |
| 784 Parts And Accessories Of The Motor Vehicles  | 176                                   | 6 330                                | 6 994                               | 186 746                              |
| LAINNYA  | 1 452                                 | 372 681                              | 47 200                              | 599 384                              |
| <b>SUB TOTAL</b>   | <b>1 629</b>                          | <b>6 090 789</b>                     | <b>54 196</b>                       | <b>5 151 318</b>                     |
| <b>ESTONIA</b>   |                                       |                                      |                                     |                                      |
| 764 Telecommunication Equipments And Parts   | 914                                   | 17 071                               | 29 357                              | 652 894                              |
| 641 Papers And Paperboards   | 0                                     | 571 365                              | 0                                   | 611 444                              |
| 728 Other Machines And Equipment Specialized For Particular Industry                       | 0                                     | 13 365                               | 0                                   | 253 613                              |
| 894 Baby Carriages, Toys, Games, And Sporting Goods  | 0                                     | 2 236                                | 0                                   | 164 565                              |
| 874 Measuring, Checking, Analysing, And Controlling Instrument And Appar                   | 21                                    | 973                                  | 1 187                               | 129 627                              |
| LAINNYA  | 21 345                                | 384 007                              | 65 189                              | 889 944                              |
| <b>SUB TOTAL</b>   | <b>22 280</b>                         | <b>989 017</b>                       | <b>95 733</b>                       | <b>2 702 087</b>                     |
| <b>GEORGIA</b>   |                                       |                                      |                                     |                                      |
| 523 Metallicsalts And Peroxysalts  | 0                                     | 507 500                              | 0                                   | 2 283 750                            |
| 672 Ingots And Other Iron/steel In Primary Forms   | 0                                     | 1 499 802                            | 0                                   | 839 889                              |
| 685 Lead   | 0                                     | 314 330                              | 0                                   | 667 861                              |
| 046 Meal And Flour Of Wheat And Flour Of Meslin  | 384 000                               | 624 000                              | 149 760                             | 245 760                              |
| 222 Oil Seeds Use For Extraction Ofsoft Fixed Vegetable Oils                               | 0                                     | 201 677                              | 0                                   | 222 954                              |
| LAINNYA  | 3 320                                 | 224 206                              | 86 324                              | 1 178 348                            |
| <b>SUB TOTAL</b>   | <b>387 320</b>                        | <b>3 371 515</b>                     | <b>236 084</b>                      | <b>5 438 562</b>                     |
| <b>CROATIA</b>   |                                       |                                      |                                     |                                      |
| 791 Railway Vehicles And Associated Equipments   | 798                                   | 4 338                                | 325 479                             | 1 932 751                            |
| 121 Tobacco, Unmanufactured And Refused  | 0                                     | 297 000                              | 0                                   | 1 364 372                            |
| 737 Metalworking Machinery And Parts   | 2 984                                 | 190 724                              | 24 009                              | 1 336 925                            |
| 663 Mineral Manufactures   | 0                                     | 234 790                              | 0                                   | 1 183 708                            |
| 248 Wood, simply Worked And Railway Sleeper Of Wood  | 1 909                                 | 326 315                              | 23 855                              | 376 305                              |
| LAINNYA  | 180 359                               | 477 084                              | 558 488                             | 1 501 906                            |
| <b>SUB TOTAL</b>   | <b>186 050</b>                        | <b>1 530 251</b>                     | <b>931 831</b>                      | <b>7 695 967</b>                     |
| <b>BOSNIA AND HERZEGOVINA</b>  |                                       |                                      |                                     |                                      |
| 334 Petroleum Products, Refined  | 0                                     | 8 693 814                            | 0                                   | 9 059 470                            |
| 851 Footwears  | 54                                    | 1 745                                | 6 173                               | 170 202                              |
| 248 Wood, simply Worked And Railway Sleeper Of Wood  | 0                                     | 66 660                               | 0                                   | 41 474                               |
| 694 Nails, Screws, Nuts, Bolts, Rivets Of Iron/steel Or Copper                             | 254                                   | 1 005                                | 3 664                               | 16 904                               |
| 699 Manufactures Of Base Metals  | 1                                     | 126                                  | 13                                  | 9 222                                |
| LAINNYA  | 110                                   | 437                                  | 1 125                               | 8 902                                |
| <b>SUB TOTAL</b>   | <b>419</b>                            | <b>8 763 787</b>                     | <b>10 975</b>                       | <b>9 306 174</b>                     |
| <b>MALTA</b>   |                                       |                                      |                                     |                                      |
| 542 Medicaments, Including Veterinary Medicaments  | 2 122                                 | 5 482                                | 339 924                             | 1 329 233                            |
| 793 Ships, Boats, And Floating Structures  | 0                                     | 235 000                              | 0                                   | 275 000                              |
| 778 Electrical Machinery And Apparatus   | 354                                   | 1 910                                | 49 524                              | 272 277                              |
| 579 Waste And Scrap Of Plastics  | 0                                     | 254 028                              | 0                                   | 157 501                              |
| 251 Pulp And Waste Paper   | 0                                     | 759 970                              | 0                                   | 149 947                              |
| LAINNYA  | 2 171                                 | 40 947                               | 48 503                              | 365 362                              |
| <b>SUB TOTAL</b>   | <b>4 647</b>                          | <b>1 297 337</b>                     | <b>437 951</b>                      | <b>2 549 320</b>                     |

**I.6 IMPOR KOMODITI MENURUT NEGARA ASAL / IMPORT BY COUNTRY OF ORIGIN  
DAN LIMA GOLONGAN BARANG (SITC) UTAMA / AND FIVE MAJOR SITC COMMODITY GROUP  
\*\* NOVEMBER / NOVEMBER 2013 \*\***

| Negara Asal/SITC/Uraian Golongan Barang<br><i>Country of Origin/SITC/group Description</i> | Berat Bersih / <i>Net Weight (Kg)</i> |                                      | Nilai CIF / <i>CIF Value (US\$)</i> |                                      |
|--|---------------------------------------|--------------------------------------|-------------------------------------|--------------------------------------|
|  | Bulan ini<br><i>Current month</i>     | Kumulatif<br><i>Cum. Jan to date</i> | Bulan ini<br><i>Current month</i>   | Kumulatif<br><i>Cum. Jan to date</i> |
| <b>SLOVAKIA</b>  |                                       |                                      |                                     |                                      |
| 514 Nitrogen-function Compounds  | 152 000                               | 722 272                              | 240 160                             | 1 116 859                            |
| 772 Electrical Apparatus For Making And Breaking Electrical Circuits                       | 1 095                                 | 16 060                               | 117 229                             | 1 061 288                            |
| 778 Electrical Machinery And Apparatus   | 585                                   | 57 083                               | 30 411                              | 914 400                              |
| 773 Equipment For Distributing Electricity   | 1 005                                 | 98 085                               | 31 322                              | 852 269                              |
| 784 Parts And Accessories Of The Motor Vehicles  | 9 632                                 | 84 968                               | 73 233                              | 677 189                              |
| LAINNYA  | 98 545                                | 1 122 419                            | 735 079                             | 6 455 552                            |
| <b>SUB TOTAL</b>   | <b>262 862</b>                        | <b>2 100 887</b>                     | <b>1 227 434</b>                    | <b>11 077 557</b>                    |
| <b>SLOVENIA</b>  |                                       |                                      |                                     |                                      |
| 737 Metalworking Machinery And Parts   | 111 758                               | 877 777                              | 385 424                             | 3 429 109                            |
| 542 Medicaments, Including Veterinary Medicaments  | 222                                   | 6 575                                | 269 282                             | 2 578 016                            |
| 541 Medicinal And Pharmaceutical Products  | 0                                     | 22 482                               | 0                                   | 2 461 600                            |
| 699 Manufactures Of Base Metals  | 3 095                                 | 74 661                               | 62 824                              | 1 039 470                            |
| 598 Miscellaneous Chemical Products  | 0                                     | 114 132                              | 0                                   | 909 802                              |
| LAINNYA  | 31 410                                | 876 440                              | 389 706                             | 5 476 682                            |
| <b>SUB TOTAL</b>   | <b>146 485</b>                        | <b>1 972 067</b>                     | <b>1 107 236</b>                    | <b>15 894 679</b>                    |
| <b>CZECH REPUBLIC</b>  |                                       |                                      |                                     |                                      |
| 251 Pulp And Waste Paper   | 8 047 954                             | 90 296 114                           | 7 433 619                           | 79 930 361                           |
| 772 Electrical Apparatus For Making And Breaking Electrical Circuits                       | 14 319                                | 202 184                              | 568 096                             | 7 717 919                            |
| 743 Pumps, Compressors, Fans, Blowers, Centrifuges, And Parts                              | 47 668                                | 444 677                              | 761 565                             | 7 651 515                            |
| 747 Taps, Cocks, And Valves For Pipes  | 114 406                               | 496 999                              | 2 240 943                           | 7 497 060                            |
| 744 Mechanical Handling Equipments And Parts   | 1                                     | 497 683                              | 53                                  | 7 239 272                            |
| LAINNYA  | 676 202                               | 8 713 315                            | 3 076 208                           | 51 025 364                           |
| <b>SUB TOTAL</b>   | <b>8 900 550</b>                      | <b>100 650 972</b>                   | <b>14 080 484</b>                   | <b>161 061 491</b>                   |
| <b>SOUTH GEORGIA AND THE SOUTH SA</b>  |                                       |                                      |                                     |                                      |
| 682 Copper   | 0                                     | 15                                   | 0                                   | 983                                  |
| 743 Pumps, Compressors, Fans, Blowers, Centrifuges, And Parts                              | 0                                     | 38                                   | 0                                   | 556                                  |
| 899 Other Miscellaneous Manufactured Articles  | 0                                     | 53                                   | 0                                   | 540                                  |
| 784 Parts And Accessories Of The Motor Vehicles  | 0                                     | 7                                    | 0                                   | 272                                  |
| 635 Wood Manufactures  | 0                                     | 16                                   | 0                                   | 47                                   |
| LAINNYA  | 0                                     | 5                                    | 0                                   | 29                                   |
| <b>SUB TOTAL</b>   | <b>0</b>                              | <b>134</b>                           | <b>0</b>                            | <b>2 427</b>                         |
| <b>REP. OF MACEDONIA</b>   |                                       |                                      |                                     |                                      |
| 791 Railway Vehicles And Associated Equipments   | 0                                     | 1 531                                | 0                                   | 75 614                               |
| 842 Women's Coats/jacket, Not Knitted  | 0                                     | 369                                  | 0                                   | 45 357                               |
| 121 Tobacco, Unmanufactured And Refused  | 420                                   | 6 094                                | 3 625                               | 42 714                               |
| 841 Men's Coats/jackets, Not Knitted   | 0                                     | 189                                  | 0                                   | 25 021                               |
| 845 Articles Of Apparel  | 3                                     | 163                                  | 493                                 | 13 361                               |
| LAINNYA  | 54                                    | 292                                  | 2 505                               | 13 038                               |
| <b>SUB TOTAL</b>   | <b>477</b>                            | <b>8 638</b>                         | <b>6 623</b>                        | <b>215 105</b>                       |
| <b>FAEROE ISLANDS</b>  |                                       |                                      |                                     |                                      |
| 034 Fish, Fresh, Chilled Or Frozen   | 21 697                                | 21 697                               | 134 239                             | 134 239                              |
| 653 Fabrics, Woven, Of Man-made Fibres   | 0                                     | 8                                    | 0                                   | 39                                   |
| 743 Pumps, Compressors, Fans, Blowers, Centrifuges, And Parts                              | 0                                     | 1                                    | 0                                   | 10                                   |
| LAINNYA  | 0                                     | 0                                    | 0                                   | 0                                    |
| <b>SUB TOTAL</b>   | <b>21 697</b>                         | <b>21 706</b>                        | <b>134 239</b>                      | <b>134 288</b>                       |
| <b>RUSSIA FEDERATION</b>   |                                       |                                      |                                     |                                      |
| 672 Ingots And Other Iron/steel In Primary Forms   | 14 531 024                            | 1 667 789 941                        | 7 238 055                           | 855 168 538                          |
| 792 Aircraft And Associated Equipments And Parts   | 16 445                                | 442 220                              | 11 256 000                          | 560 810 444                          |
| 333 Petroleum Oil, Crude   | 0                                     | 166 653 675                          | 0                                   | 207 210 648                          |
| 334 Petroleum Products, Refined  | 0                                     | 156 562 293                          | 0                                   | 148 743 933                          |
| 562 Fertilizers, Manufactured  | 42 956 341                            | 177 488 023                          | 14 113 750                          | 71 781 998                           |
| LAINNYA  | 56 552 952                            | 556 544 147                          | 28 194 584                          | 322 244 955                          |
| <b>SUB TOTAL</b>   | <b>114 056 762</b>                    | <b>2 725 480 299</b>                 | <b>60 802 389</b>                   | <b>2 165 960 516</b>                 |
| <b>SERBIA</b>  |                                       |                                      |                                     |                                      |
| 891 Arms And Ammunitions   | 6 160                                 | 6 160                                | 2 315 085                           | 2 315 085                            |
| 098 Edible Products And Preparations   | 0                                     | 20 000                               | 0                                   | 266 400                              |



**I.6 IMPOR KOMODITI MENURUT NEGARA ASAL / IMPORT BY COUNTRY OF ORIGIN  
DAN LIMA GOLONGAN BARANG (SITC) UTAMA / AND FIVE MAJOR SITC COMMODITY GROUP  
\*\* NOVEMBER / NOVEMBER 2013 \*\***

| Negara Asal/SITC/Uraian Golongan Barang<br><i>Country of Origin/SITC/group Description</i> | Berat Bersih / <i>Net Weight (Kg)</i> |                                      | Nilai CIF / <i>CIF Value (US\$)</i> |                                      |
|--|---------------------------------------|--------------------------------------|-------------------------------------|--------------------------------------|
|  | Bulan ini<br><i>Current month</i>     | Kumulatif<br><i>Cum. Jan to date</i> | Bulan ini<br><i>Current month</i>   | Kumulatif<br><i>Cum. Jan to date</i> |
| 697 Household Equipment Of Base Metals   | 0                                     | 4 550                                | 0                                   | 47 487                               |
| 122 Tobacco, Manufactured  | 0                                     | 971                                  | 0                                   | 24 290                               |
| 872 Medical Instruments And Appliances   | 44                                    | 165                                  | 4 719                               | 18 936                               |
| LAINNYA  | 946                                   | 6 519                                | 6 093                               | 68 593                               |
| SUB TOTAL  | 7 150                                 | 38 365                               | 2 325 897                           | 2 740 791                            |
| <b>MONTENEGRO</b>  |                                       |                                      |                                     |                                      |
| 288 Non-ferrous Base Metal Waste And Scraps  | 0                                     | 20 980                               | 0                                   | 156 985                              |
| 748 Transmission Shafts And Cranks   | 0                                     | 6                                    | 0                                   | 27                                   |
| LAINNYA  | 0                                     | 0                                    | 0                                   | 0                                    |
| SUB TOTAL  | 0                                     | 20 986                               | 0                                   | 157 012                              |

http://www.bps.go.id

**I.7 IMPOR KOMODITI TERTENTU MENURUT NEGARA ASAL UTAMA**  
**CERTAIN COMMODITIES IMPORT BY MAIN COUNTRY OF ORIGIN**

\*\* NOVEMBER / NOVEMBER 2013 \*\*

| Komoditi<br>Commodity         | Negara Asal<br>Country of Origin | Berat Bersih / Net Weight (Kg) |                               | Nilai CIF / CIF Value (US\$) |                               |
|-------------------------------|----------------------------------|--------------------------------|-------------------------------|------------------------------|-------------------------------|
|                               |                                  | Bulan ini<br>Current month     | Kumulatif<br>Cum. Jan to date | Bulan ini<br>Current month   | Kumulatif<br>Cum. Jan to date |
| <b>Beras</b>                  |                                  |                                |                               |                              |                               |
|                               | VIET NAM                         | 18 300 000                     | 156 386 575                   | 11 191 034                   | 88 939 774                    |
|                               | THAILAND                         | 2 500 000                      | 90 585 575                    | 1 552 010                    | 59 511 022                    |
|                               | INDIA                            | 9 239 401                      | 96 337 049                    | 3 783 217                    | 39 788 967                    |
|                               | PAKISTAN                         | 2 285 000                      | 71 923 000                    | 858 305                      | 28 497 055                    |
|                               | MYANMAR (FORM. BURMA)            | 500 000                        | 13 025 000                    | 160 000                      | 4 551 656                     |
|                               | LAINNYA                          | 301 690                        | 4 616 253                     | 295 302                      | 5 115 042                     |
|                               | Sub Total                        | 33 126 091                     | 432 873 452                   | 17 839 868                   | 226 403 516                   |
| <b>Jagung</b>                 |                                  |                                |                               |                              |                               |
|                               | INDIA                            | 0                              | 1 419 654 940                 | 0                            | 425 803 125                   |
|                               | BRAZIL                           | 456 756 085                    | 924 210 222                   | 121 258 862                  | 256 124 905                   |
|                               | ARGENTINA                        | 3 322 283                      | 442 362 611                   | 904 379                      | 130 747 747                   |
|                               | THAILAND                         | 49 826                         | 6 988 904                     | 108 889                      | 3 714 209                     |
|                               | PARAGUAY                         | 0                              | 8 500 000                     | 0                            | 2 723 250                     |
|                               | LAINNYA                          | 250 924                        | 5 599 564                     | 280 159                      | 3 238 743                     |
|                               | Sub Total                        | 460 379 118                    | 2 807 316 241                 | 122 552 289                  | 822 351 979                   |
| <b>Kedelai</b>                |                                  |                                |                               |                              |                               |
|                               | UNITED STATES                    | 223 650 877                    | 1 484 445 343                 | 137 678 867                  | 918 452 030                   |
|                               | ARGENTINA                        | 4 775 230                      | 90 284 500                    | 2 779 834                    | 54 440 008                    |
|                               | MALAYSIA                         | 633 736                        | 18 214 985                    | 426 417                      | 14 277 021                    |
|                               | PARAGUAY                         | 481 340                        | 11 888 908                    | 292 392                      | 7 047 920                     |
|                               | URUGUAY                          | 1 522 310                      | 5 823 875                     | 935 931                      | 3 515 695                     |
|                               | LAINNYA                          | 524 660                        | 11 941 097                    | 396 568                      | 6 731 620                     |
|                               | Sub Total                        | 231 588 153                    | 1 622 598 708                 | 142 510 009                  | 1 004 464 294                 |
| <b>Biji Gandum dan Meslin</b> |                                  |                                |                               |                              |                               |
|                               | AUSTRALIA                        | 253 434 199                    | 3 646 341 154                 | 87 911 265                   | 1 331 018 527                 |
|                               | CANADA                           | 110 095 000                    | 1 233 446 500                 | 39 773 282                   | 496 349 005                   |
|                               | UNITED STATES                    | 66 181 010                     | 467 495 763                   | 22 133 329                   | 173 859 436                   |
|                               | INDIA                            | 1 264 470                      | 377 280 456                   | 328 802                      | 120 616 443                   |
|                               | UKRAINE                          | 116 749 376                    | 235 021 119                   | 32 537 445                   | 65 896 613                    |
|                               | LAINNYA                          | 27 616 745                     | 257 922 287                   | 8 491 565                    | 79 759 424                    |
|                               | Sub Total                        | 575 340 800                    | 6 217 507 279                 | 191 175 688                  | 2 267 499 448                 |
| <b>Tepung terigu</b>          |                                  |                                |                               |                              |                               |
|                               | SRI LANKA                        | 5 633 000                      | 54 598 000                    | 2 450 355                    | 25 428 338                    |
|                               | INDIA                            | 4 598 288                      | 57 722 003                    | 1 720 038                    | 22 931 627                    |
|                               | TURKEY                           | 17 931 500                     | 49 653 300                    | 5 735 279                    | 16 294 926                    |
|                               | UKRAINE                          | 480 000                        | 7 401 000                     | 146 400                      | 2 819 051                     |
|                               | JAPAN                            | 87 750                         | 3 424 897                     | 63 513                       | 1 738 711                     |
|                               | LAINNYA                          | 2 540 244                      | 13 008 118                    | 1 137 429                    | 5 771 635                     |
|                               | Sub Total                        | 31 270 782                     | 185 807 318                   | 11 253 014                   | 74 984 288                    |
| <b>Gula Pasir</b>             |                                  |                                |                               |                              |                               |
|                               | THAILAND                         | 1 600 000                      | 45 900 000                    | 884 472                      | 24 620 112                    |
|                               | MALAYSIA                         | 850 000                        | 10 700 324                    | 476 623                      | 6 415 622                     |
|                               | AUSTRALIA                        | 280 013                        | 7 440 369                     | 186 179                      | 5 337 141                     |
|                               | KOREA, REPUBLIC OF               | 1 344 000                      | 5 856 000                     | 906 696                      | 3 998 526                     |
|                               | NEW ZEALAND                      | 840 000                        | 4 520 104                     | 560 872                      | 3 217 881                     |
|                               | LAINNYA                          | 0                              | 1 376 216                     | 0                            | 807 346                       |
|                               | Sub Total                        | 4 914 013                      | 75 793 013                    | 3 014 842                    | 44 396 628                    |
| <b>Gula Tebu</b>              |                                  |                                |                               |                              |                               |
|                               | THAILAND                         | 0                              | 1 141 150 000                 | 0                            | 595 836 999                   |
|                               | BRAZIL                           | 147 854 000                    | 1 062 332 711                 | 73 309 356                   | 538 476 166                   |
|                               | AUSTRALIA                        | 82 250 000                     | 563 310 000                   | 42 580 978                   | 289 603 737                   |
|                               | EL SALVADOR                      | 0                              | 95 500 000                    | 0                            | 54 537 749                    |
|                               | SOUTH AFRICA                     | 18 700 000                     | 87 997 000                    | 11 854 491                   | 47 996 957                    |
|                               | LAINNYA                          | 0                              | 51 400 001                    | 0                            | 26 106 066                    |
|                               | Sub Total                        | 248 804 000                    | 3 001 689 712                 | 127 744 825                  | 1 552 557 674                 |

**I.7 IMPOR KOMODITI TERTENTU MENURUT NEGARA ASAL UTAMA**  
**CERTAIN COMMODITIES IMPORT BY MAIN COUNTRY OF ORIGIN**  
**\*\* NOVEMBER / NOVEMBER 2013 \*\***

| Komoditi<br>Commodity       | Negara Asal<br>Country of Origin | Berat Bersih / Net Weight (Kg) |                               | Nilai CIF / CIF Value (US\$) |                               |
|-----------------------------|----------------------------------|--------------------------------|-------------------------------|------------------------------|-------------------------------|
|                             |                                  | Bulan ini<br>Current month     | Kumulatif<br>Cum. Jan to date | Bulan ini<br>Current month   | Kumulatif<br>Cum. Jan to date |
| <b>Daging Sejenis Lembu</b> |                                  |                                |                               |                              |                               |
|                             | AUSTRALIA                        | 6 882 070                      | 32 219 566                    | 26 397 247                   | 143 909 488                   |
|                             | NEW ZEALAND                      | 1 195 022                      | 7 337 884                     | 5 053 550                    | 32 717 095                    |
|                             | UNITED STATES                    | 1 321 004                      | 1 907 811                     | 4 230 126                    | 9 041 540                     |
|                             | SINGAPORE                        | 24 997                         | 39 403                        | 101 485                      | 173 809                       |
|                             | LAINNYA                          | 0                              | 0                             | 0                            | 0                             |
|                             | Sub Total                        | 9 423 093                      | 41 504 664                    | 35 782 408                   | 185 841 932                   |
| <b>Jenis Lembu</b>          |                                  |                                |                               |                              |                               |
|                             | AUSTRALIA                        | 9 000 283                      | 104 414 849                   | 23 040 688                   | 271 270 532                   |
|                             | Sub Total                        | 9 000 283                      | 104 414 849                   | 23 040 688                   | 271 270 532                   |
| <b>Daging Ayam</b>          |                                  |                                |                               |                              |                               |
|                             | MALAYSIA                         | 0                              | 10 825                        | 0                            | 30 259                        |
|                             | Sub Total                        | 0                              | 10 825                        | 0                            | 30 259                        |
| <b>Garam</b>                |                                  |                                |                               |                              |                               |
|                             | AUSTRALIA                        | 170 103 000                    | 1 518 314 023                 | 8 234 849                    | 70 235 019                    |
|                             | INDIA                            | 47 250 000                     | 330 750 000                   | 1 972 688                    | 13 808 816                    |
|                             | NEW ZEALAND                      | 120 000                        | 1 679 975                     | 49 536                       | 670 933                       |
|                             | GERMANY, FED. REP. OF            | 14 434                         | 262 933                       | 14 209                       | 509 424                       |
|                             | DENMARK                          | 44 000                         | 308 000                       | 18 702                       | 124 622                       |
|                             | LAINNYA                          | 29 521                         | 1 021 917                     | 7 235                        | 278 327                       |
|                             | Sub Total                        | 217 560 955                    | 1 852 336 848                 | 10 297 219                   | 85 627 141                    |
| <b>Mentega</b>              |                                  |                                |                               |                              |                               |
|                             | NEW ZEALAND                      | 2 019 155                      | 13 923 884                    | 9 453 772                    | 62 812 796                    |
|                             | BELGIUM                          | 118 187                        | 2 190 936                     | 599 050                      | 12 062 463                    |
|                             | AUSTRALIA                        | 227 100                        | 1 887 792                     | 1 079 348                    | 7 789 141                     |
|                             | FRANCE                           | 100 873                        | 820 675                       | 662 311                      | 5 420 270                     |
|                             | NETHERLANDS                      | 74 766                         | 1 278 615                     | 574 808                      | 3 037 996                     |
|                             | LAINNYA                          | 152 786                        | 798 802                       | 304 192                      | 2 597 850                     |
|                             | Sub Total                        | 2 692 867                      | 20 900 704                    | 12 673 481                   | 93 720 516                    |
| <b>Minyak Goreng</b>        |                                  |                                |                               |                              |                               |
|                             | MALAYSIA                         | 16 745 895                     | 53 130 489                    | 13 965 287                   | 50 259 503                    |
|                             | INDIA                            | 0                              | 21 926 475                    | 0                            | 14 379 952                    |
|                             | VIET NAM                         | 271 860                        | 4 039 170                     | 311 222                      | 5 208 577                     |
|                             | ITALY                            | 58 097                         | 758 505                       | 244 974                      | 3 539 978                     |
|                             | THAILAND                         | 447 800                        | 1 801 320                     | 624 509                      | 2 685 187                     |
|                             | LAINNYA                          | 275 694                        | 4 607 161                     | 476 207                      | 7 595 445                     |
|                             | Sub Total                        | 17 799 346                     | 86 263 120                    | 15 622 199                   | 83 668 642                    |
| <b>Susu</b>                 |                                  |                                |                               |                              |                               |
|                             | NEW ZEALAND                      | 4 653 893                      | 55 196 189                    | 23 356 768                   | 230 005 734                   |
|                             | UNITED STATES                    | 4 998 300                      | 52 144 900                    | 20 623 002                   | 193 344 517                   |
|                             | AUSTRALIA                        | 4 162 800                      | 25 376 010                    | 19 625 835                   | 103 901 164                   |
|                             | BELGIUM                          | 400 000                        | 13 764 975                    | 1 894 350                    | 49 455 801                    |
|                             | NETHERLANDS                      | 987 765                        | 7 764 443                     | 4 519 637                    | 36 633 258                    |
|                             | LAINNYA                          | 2 958 095                      | 40 229 386                    | 14 229 498                   | 159 068 298                   |
|                             | Sub Total                        | 18 160 853                     | 194 475 903                   | 84 249 090                   | 772 408 772                   |
| <b>Bawang Merah</b>         |                                  |                                |                               |                              |                               |
|                             | INDIA                            | 2 982 555                      | 34 457 959                    | 2 406 513                    | 16 331 979                    |
|                             | THAILAND                         | 0                              | 18 652 315                    | 0                            | 9 196 500                     |
|                             | VIET NAM                         | 137 090                        | 17 602 126                    | 83 683                       | 8 451 128                     |
|                             | PHILIPPINES                      | 0                              | 5 573 225                     | 0                            | 2 652 490                     |
|                             | CHINA                            | 140 000                        | 4 726 044                     | 67 200                       | 2 207 758                     |
|                             | LAINNYA                          | 0                              | 294 000                       | 0                            | 139 140                       |
|                             | Sub Total                        | 3 259 645                      | 81 305 669                    | 2 557 396                    | 38 978 995                    |

**I.7 IMPOR KOMODITI TERTENTU MENURUT NEGARA ASAL UTAMA  
CERTAIN COMMODITIES IMPORT BY MAIN COUNTRY OF ORIGIN**

\*\* NOVEMBER / NOVEMBER 2013 \*\*

| Komoditi<br>Commodity | Negara Asal<br>Country of Origin | Berat Bersih / Net Weight (Kg) |                               | Nilai CIF / CIF Value (US\$) |                               |
|-----------------------|----------------------------------|--------------------------------|-------------------------------|------------------------------|-------------------------------|
|                       |                                  | Bulan ini<br>Current month     | Kumulatif<br>Cum. Jan to date | Bulan ini<br>Current month   | Kumulatif<br>Cum. Jan to date |
| <b>Bawang putih</b>   |                                  |                                |                               |                              |                               |
|                       | CHINA                            | 19 121 290                     | 403 957 762                   | 16 236 156                   | 333 111 524                   |
|                       | INDIA                            | 0                              | 198 000                       | 0                            | 148 500                       |
|                       | VIET NAM                         | 0                              | 57 920                        | 0                            | 52 128                        |
|                       | Sub Total                        | 19 121 290                     | 404 213 682                   | 16 236 156                   | 333 312 152                   |
| <b>Kelapa</b>         |                                  |                                |                               |                              |                               |
|                       | THAILAND                         | 25 675                         | 497 295                       | 16 564                       | 473 563                       |
|                       | INDONESIA                        | 0                              | 190 750                       | 0                            | 238 826                       |
|                       | PHILIPPINES                      | 4 808                          | 30 324                        | 17 502                       | 66 978                        |
|                       | SINGAPORE                        | 0                              | 88 906                        | 0                            | 44 290                        |
|                       | VIET NAM                         | 0                              | 27 098                        | 0                            | 43 412                        |
|                       | LAINNYA                          | 340                            | 340                           | 1 140                        | 1 140                         |
|                       | Sub Total                        | 30 823                         | 834 713                       | 35 206                       | 868 209                       |
| <b>Kelapa Sawit</b>   |                                  |                                |                               |                              |                               |
|                       | MALAYSIA                         | 289                            | 3 240 935                     | 137 815                      | 1 491 760                     |
|                       | PAPUA NEW GUINEA                 | 0                              | 5 879                         | 0                            | 896 512                       |
|                       | VIRGIN ISLANDS (BRITISH)         | 0                              | 24                            | 0                            | 1 138                         |
|                       | Sub Total                        | 289                            | 3 246 838                     | 137 815                      | 2 389 410                     |
| <b>Lada</b>           |                                  |                                |                               |                              |                               |
|                       | MALAYSIA                         | 45 000                         | 228 010                       | 318 978                      | 1 615 457                     |
|                       | VIET NAM                         | 0                              | 90 571                        | 0                            | 1 421 354                     |
|                       | INDONESIA                        | 674                            | 27 317                        | 9 807                        | 209 691                       |
|                       | NETHERLANDS                      | 300                            | 9 542                         | 4 895                        | 71 858                        |
|                       | UNITED STATES                    | 3 109                          | 9 136                         | 11 586                       | 43 153                        |
|                       | LAINNYA                          | 561                            | 6 426                         | 4 364                        | 67 227                        |
|                       | Sub Total                        | 49 644                         | 371 002                       | 349 630                      | 3 428 740                     |
| <b>Teh</b>            |                                  |                                |                               |                              |                               |
|                       | VIET NAM                         | 603 507                        | 11 733 783                    | 767 325                      | 12 698 820                    |
|                       | KENYA                            | 93 338                         | 1 422 332                     | 215 251                      | 4 040 810                     |
|                       | IRAN (ISLAMIC REPUBLIC OF)       | 549 776                        | 4 020 468                     | 488 970                      | 2 706 063                     |
|                       | INDIA                            | 44 825                         | 1 125 967                     | 100 216                      | 2 587 549                     |
|                       | SRI LANKA                        | 0                              | 131 599                       | 0                            | 1 450 992                     |
|                       | LAINNYA                          | 177 054                        | 1 107 788                     | 324 084                      | 4 278 520                     |
|                       | Sub Total                        | 1 468 500                      | 19 541 937                    | 1 895 846                    | 27 762 754                    |
| <b>Kopi</b>           |                                  |                                |                               |                              |                               |
|                       | VIET NAM                         | 18 720                         | 9 289 191                     | 25 697                       | 19 009 067                    |
|                       | BRAZIL                           | 249 600                        | 2 519 584                     | 633 665                      | 7 836 758                     |
|                       | INDONESIA                        | 0                              | 1 856 740                     | 0                            | 4 530 114                     |
|                       | UNITED STATES                    | 12 691                         | 356 088                       | 120 159                      | 1 645 308                     |
|                       | ITALY                            | 9 855                          | 82 368                        | 118 356                      | 1 455 806                     |
|                       | LAINNYA                          | 52 539                         | 1 074 978                     | 204 758                      | 2 889 589                     |
|                       | Sub Total                        | 343 405                        | 15 178 949                    | 1 102 635                    | 37 366 642                    |
| <b>Cengkeh</b>        |                                  |                                |                               |                              |                               |
|                       | MADAGASCAR                       | 0                              | 104 090                       | 0                            | 1 144 425                     |
|                       | BRAZIL                           | 22 000                         | 88 000                        | 268 686                      | 934 186                       |
|                       | MAURITIUS                        | 0                              | 74 404                        | 0                            | 669 636                       |
|                       | SINGAPORE                        | 0                              | 35 617                        | 0                            | 486 656                       |
|                       | COMOROS                          | 0                              | 4 193                         | 0                            | 49 687                        |
|                       | LAINNYA                          | 1 982                          | 1 982                         | 14 071                       | 14 071                        |
|                       | Sub Total                        | 23 982                         | 308 286                       | 282 757                      | 3 298 661                     |
| <b>Kakao</b>          |                                  |                                |                               |                              |                               |
|                       | GHANA                            | 0                              | 8 250 000                     | 0                            | 20 749 472                    |
|                       | COTE D'IVOIRE                    | 1 109 837                      | 8 241 025                     | 2 749 071                    | 20 612 450                    |
|                       | PAPUA NEW GUINEA                 | 1 260 000                      | 5 127 645                     | 3 429 943                    | 12 920 477                    |
|                       | CAMEROON                         | 0                              | 2 941 544                     | 0                            | 7 160 473                     |

**I.7 IMPOR KOMODITI TERTENTU MENURUT NEGARA ASAL UTAMA  
CERTAIN COMMODITIES IMPORT BY MAIN COUNTRY OF ORIGIN**

\*\* NOVEMBER / NOVEMBER 2013 \*\*

| Komoditi<br>Commodity        | Negara Asal<br>Country of Origin | Berat Bersih / Net Weight (Kg) |                               | Nilai CIF / CIF Value (US\$) |                               |
|------------------------------|----------------------------------|--------------------------------|-------------------------------|------------------------------|-------------------------------|
|                              |                                  | Bulan ini<br>Current month     | Kumulatif<br>Cum. Jan to date | Bulan ini<br>Current month   | Kumulatif<br>Cum. Jan to date |
|                              | ECUADOR                          | 1 250 425                      | 2 251 891                     | 3 420 418                    | 5 672 925                     |
|                              | LAINNYA                          | 182 000                        | 2 448 304                     | 487 953                      | 6 044 125                     |
|                              | Sub Total                        | 3 802 262                      | 29 260 409                    | 10 087 385                   | 73 159 922                    |
| <b>Cabe (segar-dingin)</b>   |                                  |                                |                               |                              |                               |
|                              | VIET NAM                         | 12 000                         | 243 926                       | 8 280                        | 230 861                       |
|                              | INDIA                            | 0                              | 50 000                        | 0                            | 137 500                       |
|                              | Sub Total                        | 12 000                         | 293 926                       | 8 280                        | 368 361                       |
| <b>Cabe (kering-tumbuk)</b>  |                                  |                                |                               |                              |                               |
|                              | INDIA                            | 1 822 349                      | 13 221 332                    | 1 954 472                    | 15 328 555                    |
|                              | CHINA                            | 251 401                        | 3 444 153                     | 322 078                      | 4 612 528                     |
|                              | THAILAND                         | 3 260                          | 16 300                        | 34 612                       | 195 539                       |
|                              | GERMANY, FED. REP. OF            | 1 837                          | 112 707                       | 9 886                        | 164 823                       |
|                              | SPAIN                            | 0                              | 50 981                        | 0                            | 159 547                       |
|                              | LAINNYA                          | 40 688                         | 283 587                       | 53 884                       | 453 273                       |
|                              | Sub Total                        | 2 119 535                      | 17 129 060                    | 2 374 932                    | 20 914 265                    |
| <b>Cabe (awet sementara)</b> |                                  |                                |                               |                              |                               |
|                              | THAILAND                         | 160 000                        | 1 995 328                     | 182 344                      | 1 892 344                     |
|                              | CHINA                            | 139 579                        | 454 087                       | 167 495                      | 480 430                       |
|                              | MALAYSIA                         | 69 520                         | 180 981                       | 117 568                      | 336 524                       |
|                              | TURKEY                           | 663                            | 1 217                         | 2 148                        | 3 812                         |
|                              | Sub Total                        | 369 762                        | 2 631 613                     | 469 555                      | 2 713 110                     |
| <b>Tembakau</b>              |                                  |                                |                               |                              |                               |
|                              | CHINA                            | 4 166 973                      | 48 301 318                    | 20 253 768                   | 217 216 895                   |
|                              | UNITED STATES                    | 866 300                        | 7 254 243                     | 8 069 381                    | 58 964 560                    |
|                              | TURKEY                           | 261 588                        | 6 589 214                     | 2 045 469                    | 50 414 588                    |
|                              | BRAZIL                           | 529 875                        | 8 235 873                     | 3 848 407                    | 43 989 660                    |
|                              | ITALY                            | 528 255                        | 5 495 702                     | 2 913 188                    | 27 902 479                    |
|                              | LAINNYA                          | 3 635 163                      | 35 938 602                    | 20 236 659                   | 173 153 906                   |
|                              | Sub Total                        | 9 988 154                      | 111 814 952                   | 57 366 872                   | 571 642 088                   |
| <b>Ubi Kayu</b>              |                                  |                                |                               |                              |                               |
|                              | THAILAND                         | 0                              | 100 798                       | 0                            | 38 380                        |
|                              | Sub Total                        | 0                              | 100 798                       | 0                            | 38 380                        |
| <b>Kentang</b>               |                                  |                                |                               |                              |                               |
|                              | AUSTRALIA                        | 0                              | 13 230 087                    | 0                            | 9 257 879                     |
|                              | CANADA                           | 644 000                        | 11 144 000                    | 374 679                      | 7 067 620                     |
|                              | UNITED STATES                    | 0                              | 8 181 440                     | 0                            | 4 050 001                     |
|                              | EGYPT                            | 0                              | 4 950 000                     | 0                            | 3 168 000                     |
|                              | GERMANY, FED. REP. OF            | 3 551 620                      | 4 743 280                     | 1 908 207                    | 2 562 119                     |
|                              | LAINNYA                          | 0                              | 2 354 350                     | 0                            | 1 484 703                     |
|                              | Sub Total                        | 4 195 620                      | 44 603 157                    | 2 282 886                    | 27 590 322                    |

**K1. IMPOR KAWASAN BERIKAT / BOUND ZONE IMPORT**  
**MENURUT GOLONGAN BARANG 2 DIJIT HS / BY COMMODITY 2 DIGITS HS**  
**\*\* NOVEMBER / NOVEMBER 2013 \*\***

| HS Uraian Golongan Barang<br>Uraian Golongan Barang                        | Berat Bersih / Net Weight (Kg) |                               | Nilai CIF / CIF Value (US\$) |                               |
|--|--------------------------------|-------------------------------|------------------------------|-------------------------------|
|  | Bulan ini<br>Current month     | Kumulatif<br>Cum. Jan to date | Bulan ini<br>Current month   | Kumulatif<br>Cum. Jan to date |
| 02 Meat and edible meat offal  | 0                              | 543                           | 0                            | 11 253                        |
| 03 Fish and crustaceans  | 2 825 080                      | 17 060 878                    | 9 673 688                    | 85 736 785                    |
| 04 Dairy products, bird's eggs, natural honey                              | 287 754                        | 4 120 265                     | 1 378 298                    | 14 262 355                    |
| 05 Products of animal origin   | 16 233                         | 913 264                       | 587 490                      | 40 626 338                    |
| 06 Live trees and other plants   | 44                             | 63 693                        | 340                          | 99 936                        |
| 07 Edible vegetables and certain roots and tubers                          | 0                              | 1 045                         | 0                            | 9 651                         |
| 08 Edible fruits and nuts  | 4 817                          | 213 675                       | 17 658                       | 381 790                       |
| 09 Coffee, tea, mate, and spices   | 858 793                        | 5 411 113                     | 1 487 374                    | 12 132 078                    |
| 10 Cereals   | 21 056 171                     | 316 032 407                   | 6 416 036                    | 105 037 246                   |
| 11 Products of the milling industry; malt, starches                        | 507 000                        | 28 644 276                    | 225 615                      | 13 332 510                    |
| 12 Oil seeds and oleaginous fruits; grains, seed, and fruits               | 337 010                        | 1 729 567                     | 843 986                      | 4 624 563                     |
| 13 Lac; gums; resins and other vegetable saps and extracts                 | 15 492                         | 64 342                        | 97 453                       | 489 764                       |
| 14 Vegetable plaiting materials; vegetable products                        | 2 000                          | 2 008                         | 5 800                        | 5 860                         |
| 15 Animal or vegetable oils/fats and their cleavage products               | 16 115 189                     | 68 610 348                    | 13 861 606                   | 57 270 120                    |
| 16 Preparations of meat/fish/crustaceans/molluscs or other aquatic inverte | 30 933                         | 235 104                       | 257 643                      | 1 282 148                     |
| 17 Sugar and sugar confectionery   | 190 985 889                    | 2 156 090 289                 | 92 576 197                   | 1 106 924 555                 |
| 18 Cocoa and cocoa preparations  | 6 184                          | 40 254                        | 154 856                      | 812 341                       |
| 19 Preparations of cereals, flour, starch or milk; pastrycooks' products   | 63 303                         | 1 288 925                     | 166 727                      | 2 652 422                     |
| 20 Preparations of vegetables, fruits, nuts or other part of plants        | 35 761                         | 279 017                       | 44 037                       | 383 984                       |
| 21 Miscellaneous edible preparations                                       | 69 443                         | 550 694                       | 238 516                      | 1 625 200                     |
| 22 Beverages, spirit, and vinegar  | 227 654                        | 1 297 342                     | 1 674 579                    | 9 532 288                     |
| 23 Residues and waste from the food industries                             | 9 860                          | 51 338                        | 22 004                       | 145 467                       |
| 24 Tobacco and manufactured tobacco substitutes                            | 2 556 269                      | 18 238 152                    | 19 467 960                   | 141 359 686                   |
| 25 Salts; sulphur; earths and stone; plastering materials, lime and cemen  | 23 221 634                     | 167 353 637                   | 5 876 945                    | 49 063 743                    |
| 26 Ores, slag, and ash   | 379 555                        | 3 792 047                     | 266 588                      | 2 834 623                     |
| 27 Mineral fuels, mineral oils and products of their distillation          | 52 950 036                     | 436 903 408                   | 55 349 916                   | 427 745 353                   |
| 28 Inorganic chemicals   | 10 012 054                     | 107 363 230                   | 14 779 326                   | 169 328 091                   |
| 29 Organic chemicals   | 25 865 689                     | 152 967 113                   | 31 648 276                   | 227 967 620                   |
| 30 Pharmaceutical products   | 3 754                          | 164 767                       | 42 982                       | 929 061                       |
| 31 Fertilizers   | 1 132 047                      | 4 732 255                     | 672 635                      | 2 351 406                     |
| 32 Tanning or dyeing extracts  | 2 400 838                      | 28 188 455                    | 13 884 574                   | 151 044 868                   |
| 33 Essential oils and resinoids; perfumery, cosmetic or toilet preparatio  | 69 349                         | 545 678                       | 2 256 159                    | 16 702 958                    |
| 34 Soap, organic surface-active agents, washing, and lubricating prepara   | 1 215 758                      | 12 625 290                    | 4 590 927                    | 44 509 160                    |
| 35 Albuminoidal substances; modified starches; glues; enzymes              | 871 699                        | 9 571 894                     | 4 439 535                    | 42 318 761                    |
| 36 Explosives; pyrotechnic products; matches; certain combustible prepara  | 38 826                         | 294 851                       | 1 072 627                    | 7 646 704                     |
| 37 Photographic and cinematographic goods                                  | 9 898                          | 1 705 682                     | 113 530                      | 4 259 632                     |
| 38 Miscellaneous chemical products   | 7 186 853                      | 89 605 812                    | 13 958 557                   | 189 116 113                   |
| 39 Plastics and articles thereof   | 46 007 603                     | 595 987 872                   | 109 657 700                  | 1 340 723 762                 |
| 40 Rubber and articles thereof   | 13 573 370                     | 120 057 626                   | 36 122 855                   | 371 455 112                   |
| 41 Raw hides, skins, and leather   | 2 461 716                      | 25 594 358                    | 27 820 508                   | 265 841 910                   |
| 42 Articles of leather; saddlery and harness; travel goods and similar co  | 61 009                         | 660 227                       | 1 131 008                    | 25 367 289                    |
| 43 Furskins and artificial fur; manufactures thereof                       | 1 524                          | 28 083                        | 131 607                      | 2 346 990                     |
| 44 Wood and articles of wood; wood charcoal                                | 7 416 107                      | 232 361 307                   | 4 910 201                    | 74 795 333                    |
| 45 Cork and articles of cork   | 12 594                         | 161 862                       | 113 345                      | 1 555 103                     |
| 46 Manufactured of straw or other plaiting materials; basketware and wick  | 10                             | 21 290                        | 94                           | 116 182                       |
| 47 Pulp of wood or of other fibrous cellulosic material; recovered paper/p | 21 797 827                     | 327 762 333                   | 20 002 200                   | 294 599 658                   |
| 48 Paper and paperboard; articles of paper pulp or of paper/paperboard     | 8 935 661                      | 86 131 556                    | 30 061 903                   | 295 680 952                   |
| 49 Printed books, newspapers, pictures, and other products of printing in  | 77 650                         | 733 237                       | 1 668 416                    | 17 465 903                    |
| 50 Silk  | 528                            | 31 226                        | 19 796                       | 807 130                       |
| 51 Wool, fine or coarse animal hair; horse hair yarn, woven fabrics of pa  | 346 123                        | 3 771 908                     | 9 035 957                    | 94 900 577                    |
| 52 Cotton  | 12 916 355                     | 159 121 144                   | 102 400 880                  | 1 059 601 300                 |
| 53 Other vegetable textile fibres; paper yarns and woven fabrics of paper  | 188 243                        | 3 087 888                     | 1 049 544                    | 8 871 745                     |
| 54 Man-made filaments  | 7 219 167                      | 80 444 006                    | 62 808 495                   | 730 579 450                   |
| 55 Man-made staple fibres  | 15 615 691                     | 180 512 894                   | 63 780 771                   | 709 573 034                   |
| 56 Wadding, felt, and non-wovens   | 1 856 663                      | 18 744 233                    | 14 757 296                   | 145 381 027                   |
| 57 Carpets and other textile floor coverings                               | 78 486                         | 511 355                       | 538 238                      | 4 142 917                     |
| 58 Special woven fabrics; tufted textile fabrics; lace; tapestries; embro  | 1 465 112                      | 15 785 602                    | 23 228 573                   | 229 714 360                   |
| 59 Impregnated, coated, covered or laminated textile fabrics               | 2 802 149                      | 30 907 094                    | 25 958 942                   | 273 361 608                   |
| 60 Knitted or crocheted fabrics  | 11 340 048                     | 121 774 692                   | 107 734 241                  | 1 123 083 365                 |
| 61 Articles of apparel and clothing accessories, knitted or crocheted      | 198 806                        | 1 973 368                     | 2 081 818                    | 21 777 038                    |
| 62 Articles of apparel and clothing accessories, not knitted or crocheted  | 326 288                        | 2 988 182                     | 5 794 806                    | 54 211 139                    |
| 63 Other made up textile articles; sets; worn clothing and worn textile a  | 97 593                         | 1 123 548                     | 958 380                      | 9 627 787                     |
| 64 Footwear, gaiters and the like; parts of such articles                  | 998 667                        | 11 630 087                    | 11 456 098                   | 124 306 960                   |
| 65 Headgear and parts thereof  | 7 610                          | 103 823                       | 124 472                      | 1 449 777                     |
| 66 Umbrellas, walking sticks, seat-sticks, whips, riding crops and parts   | 26                             | 37 356                        | 265                          | 57 956                        |
| 67 Prepared feathers and articles; artificial flowers; articles of human   | 3 412                          | 189 657                       | 401 865                      | 9 213 696                     |
| 68 Articles of stone, plaster, cement, asbestos, mica or similar material  | 1 028 668                      | 13 434 867                    | 2 095 761                    | 22 390 512                    |
| 69 Ceramic products  | 862 973                        | 10 509 440                    | 776 487                      | 14 087 047                    |
| 70 Glass and glassware   | 3 192 463                      | 56 720 727                    | 4 339 015                    | 71 895 522                    |
| 71 Natural and cultured pearls, precious/semi precious stones, and precio  | 26 678                         | 398 736                       | 3 697 188                    | 36 707 280                    |

**K1. IMPOR KAWASAN BERIKAT / BOUND ZONE IMPORT**  
**MENURUT GOLONGAN BARANG 2 DIJIT HS / BY COMMODITY 2 DIGITS HS**  
**\*\* NOVEMBER / NOVEMBER 2013 \*\***

| HS Uraian Golongan Barang<br>Uraian Golongan Barang   | Berat Bersih / <i>Net Weight (Kg)</i> |                                      | Nilai CIF / <i>CIF Value (US\$)</i> |                                      |
|---|---------------------------------------|--------------------------------------|-------------------------------------|--------------------------------------|
|   | Bulan ini<br><i>Current month</i>     | Kumulatif<br><i>Cum. Jan to date</i> | Bulan ini<br><i>Current month</i>   | Kumulatif<br><i>Cum. Jan to date</i> |
| 72 Iron and steel   | 143 091 840                           | 1 015 202 209                        | 85 710 188                          | 725 894 146                          |
| 73 Articles of iron and steel   | 6 243 288                             | 95 300 582                           | 23 248 612                          | 369 769 785                          |
| 74 Cooper and articles thereof  | 9 632 129                             | 92 999 957                           | 67 996 299                          | 685 202 419                          |
| 75 Nickel and articles thereof  | 12 444                                | 173 790                              | 263 325                             | 4 839 685                            |
| 76 Aluminium and articles thereof   | 5 452 047                             | 57 970 987                           | 16 891 505                          | 191 977 167                          |
| 78 Lead and articles thereof  | 820 974                               | 4 674 811                            | 1 967 823                           | 11 443 245                           |
| 79 Zinc and articles thereof  | 580 094                               | 5 969 599                            | 1 387 707                           | 14 943 412                           |
| 80 Tin and articles thereof   | 26 501                                | 1 098 601                            | 749 752                             | 10 186 630                           |
| 81 Other base metal; cermets; and articles thereof  | 58 532                                | 899 340                              | 5 562 526                           | 41 561 773                           |
| 82 Tools, implements, cutlery, spoon and forks, of base metal and parts thereof   | 121 705                               | 1 650 813                            | 2 574 484                           | 30 487 492                           |
| 83 Miscellaneous articles of base metal   | 1 313 245                             | 11 365 484                           | 9 025 915                           | 104 756 927                          |
| 84 Nuclear reactors, boilers, machinery and mechanical appliances; parts thereof  | 15 034 254                            | 186 036 563                          | 181 480 187                         | 2 364 737 580                        |
| 85 Electrical machinery and equipments; sound recorders/reproducers, visual and sound film projectors, television sets, and parts thereof | 11 519 003                            | 126 246 141                          | 296 990 710                         | 3 764 876 130                        |
| 86 Railway and tramway locomotive, mechanical traffic, and all kinds thereof  | 12 303                                | 553 083                              | 86 183                              | 2 384 701                            |
| 87 Vehicles other than railway/tramway, and parts and accessories thereof   | 10 199 121                            | 98 392 092                           | 54 512 380                          | 668 648 763                          |
| 88 Aircraft and its components  | 11 479                                | 303 406                              | 4 848 379                           | 231 813 856                          |
| 89 Ships, boat, and floating structures   | 49 300                                | 330 296                              | 344 985                             | 2 482 468                            |
| 90 Optical, photographic, cinematographic, measuring, checking, medical instruments, and parts thereof                                    | 547 980                               | 6 219 220                            | 14 029 833                          | 197 208 032                          |
| 91 Clocks and watches and parts thereof   | 14 241                                | 109 746                              | 797 695                             | 4 715 687                            |
| 92 Musical instruments; parts and accessories of such articles  | 1 127 462                             | 9 295 968                            | 11 352 056                          | 114 728 647                          |
| 93 Arms and ammunition; parts and accessories thereof   | 21 070                                | 21 808                               | 1 749 953                           | 1 759 630                            |
| 94 Furnitures, bedding, mattress supports, cushions and stuffed furnishings   | 134 297                               | 1 772 857                            | 1 406 552                           | 10 000 202                           |
| 95 Toys, games and sports requisites; parts and accessories thereof   | 87 913                                | 554 114                              | 552 425                             | 9 535 263                            |
| 96 Miscellaneous manufactured articles  | 749 163                               | 8 952 174                            | 12 359 701                          | 154 933 721                          |
| 97 Works of arts, collectors' pieces and antiques   | 1 335                                 | 13 627                               | 20 692                              | 180 199                              |
| 98 Vehicles and their components  | 325 441                               | 2 932 670                            | 5 856 082                           | 59 608 894                           |
| <b>TOTAL IMPORT</b>   | <b>729 472 850</b>                    | <b>7 469 094 180</b>                 | <b>1 774 575 114</b>                | <b>20 148 922 308</b>                |

**K2. IMPOR KAWASAN BERIKAT / BOUND ZONE IMPORT**  
**MENURUT GOLONGAN BARANG SITC / BY SITC COMMODITY GROUP**  
**\*\* NOVEMBER / NOVEMBER 2013 \*\***

| SITC Uraian Golongan Barang<br>Group Description     | Berat Bersih / Net Weight (Kg) |                               | Nilai CIF / CIF Value (US\$) |                               |
|--|--------------------------------|-------------------------------|------------------------------|-------------------------------|
|  | Bulan ini<br>Current month     | Kumulatif<br>Cum. Jan to date | Bulan ini<br>Current month   | Kumulatif<br>Cum. Jan to date |
| <b>A. By Commodity 1 Dijit SITC</b>                  |                                |                               |                              |                               |
| 0 Food and Live Animals                              | 216 505 878                    | 2 502 243 741                 | 112 746 795                  | 1 332 505 892                 |
| 1 Beverages and Tobacco                              | 2 783 193                      | 19 530 188                    | 21 119 910                   | 150 849 398                   |
| 2 Crude Materials, Inedible                          | 177 883 932                    | 1 502 980 684                 | 137 139 645                  | 1 416 517 946                 |
| 3 Mineral Fuels, Lubricants, etc.                    | 52 932 013                     | 433 484 973                   | 55 335 876                   | 427 504 481                   |
| 4 Animal & Vegetable Oils/Fats                       | 16 363 726                     | 88 071 656                    | 14 090 891                   | 69 505 228                    |
| 5 Chemicals  | 90 815 523                     | 966 679 083                   | 173 163 173                  | 1 937 139 378                 |
| 6 Manufactured Goods                                 | 125 949 488                    | 1 446 379 283                 | 615 159 337                  | 6 586 110 414                 |
| 7 Machinery and Transportation Equipments            | 37 363 441                     | 416 921 316                   | 543 085 968                  | 7 080 464 717                 |
| 8 Miscellaneous Manufactured Articles                | 8 875 170                      | 92 801 817                    | 100 800 431                  | 1 132 517 156                 |
| 9 Special Commodities and Transaction                | 486                            | 1 439                         | 1 933 088                    | 15 807 698                    |
| <b>B. By Commodity 2 Dijit SITC</b>                  |                                |                               |                              |                               |
| 01 Meat and meat preparations                        | 18 098                         | 113 888                       | 19 016                       | 155 199                       |
| 02 Dairy product and eggs                            | 287 754                        | 4 061 560                     | 1 378 298                    | 14 245 036                    |
| 03 Fish, crustaceans,molluscs and their preparations | 2 837 915                      | 17 182 637                    | 9 912 315                    | 86 874 987                    |
| 04 Cereals and cereal preparations                   | 21 112 616                     | 316 915 505                   | 6 569 674                    | 106 723 434                   |
| 05 Fruits and vegetables                             | 6 338                          | 351 523                       | 29 693                       | 624 683                       |
| 06 Sugar, sugar preparations, and honey              | 190 985 889                    | 2 156 171 489                 | 92 576 197                   | 1 107 082 895                 |
| 07 Coffee, tea, cocoa, and spices                    | 864 977                        | 5 455 087                     | 1 642 230                    | 12 990 621                    |
| 08 Feeding stuff for animals                         | 9 880                          | 51 358                        | 22 347                       | 145 810                       |
| 09 Miscellaneous food preparations                   | 382 411                        | 1 940 694                     | 597 025                      | 3 663 227                     |
| 11 Beverages   | 226 924                        | 1 292 036                     | 1 651 950                    | 9 489 712                     |
| 12 Tobacco and tobacco manufactured                  | 2 556 269                      | 18 238 152                    | 19 467 960                   | 141 359 686                   |
| 21 Hides, skins and furskins                         | 780                            | 2 587                         | 87 769                       | 548 154                       |
| 23 Crude rubber                                      | 12 273 269                     | 106 024 150                   | 26 476 910                   | 255 030 163                   |
| 24 Wood, lumber, and cork                            | 1 903 805                      | 35 335 380                    | 1 530 523                    | 26 201 555                    |
| 25 Pulp and waste paper                              | 21 797 827                     | 327 762 333                   | 20 002 200                   | 294 599 658                   |
| 26 Textile fibres and their waste                    | 16 679 823                     | 201 311 174                   | 42 645 118                   | 478 116 097                   |
| 27 Crude fertilizers and crude minerals              | 22 469 093                     | 167 247 021                   | 5 787 659                    | 48 806 714                    |
| 28 Metalliferous ores and metal scraps               | 102 388 576                    | 662 525 624                   | 39 074 740                   | 267 374 860                   |
| 29 Crude animals and vegetable materials, nes        | 370 759                        | 2 772 415                     | 1 534 726                    | 45 840 745                    |
| 32 Coal, coke, and briquettes                        | 0                              | 2 200 437                     | 0                            | 760 997                       |
| 33 Petroleum and petroleum products                  | 52 890 766                     | 431 104 445                   | 55 090 791                   | 425 650 454                   |
| 34 Gas; natural and manufactured                     | 41 247                         | 180 091                       | 245 085                      | 1 093 030                     |
| 41 Animal oils and fats                              | 8                              | 13 761                        | 55                           | 180 687                       |
| 42 Fixed vegetable oils/fats                         | 15 763 041                     | 67 239 878                    | 13 352 062                   | 54 996 080                    |
| 43 Animal vegetable oils/fats                        | 600 677                        | 20 818 017                    | 738 774                      | 14 328 461                    |
| 51 Organic chemicals                                 | 25 862 835                     | 153 119 136                   | 30 875 548                   | 219 282 565                   |
| 52 Inorganic chemicals                               | 9 898 686                      | 104 427 639                   | 14 678 795                   | 166 619 162                   |
| 53 Dyeing,tanning, and colouring materials           | 2 464 018                      | 28 842 922                    | 13 723 939                   | 149 805 669                   |
| 54 Medical and pharmaceutical products               | 22 334                         | 242 128                       | 881 348                      | 10 503 794                    |
| 55 Essential oils and perfumery materials            | 479 705                        | 6 573 142                     | 4 102 644                    | 37 016 455                    |
| 56 Manufactured fertilizers                          | 1 082 047                      | 4 094 736                     | 655 701                      | 2 116 819                     |
| 57 Plastics in primary forms                         | 38 694 236                     | 514 106 806                   | 67 726 329                   | 879 178 712                   |
| 58 Plastics in non-primary forms                     | 3 605 451                      | 44 480 541                    | 19 185 804                   | 216 854 575                   |
| 59 Chemical materials and its products, nes          | 8 706 211                      | 110 792 033                   | 21 333 065                   | 255 761 627                   |
| 61 Leather, leather med, nes                         | 2 466 183                      | 25 704 255                    | 27 955 051                   | 268 467 103                   |
| 62 Rubber manufactured, nes                          | 1 272 495                      | 13 707 211                    | 9 464 819                    | 113 549 607                   |
| 63 Wood and cork manufactured                        | 5 524 896                      | 197 187 789                   | 3 493 023                    | 50 148 881                    |
| 64 Paper, paperboard, and manufactured thereof       | 8 306 238                      | 80 023 528                    | 19 577 251                   | 193 105 627                   |
| 65 Textile yarns, fabrics, and their products        | 37 271 566                     | 415 199 168                   | 369 690 592                  | 3 913 616 559                 |
| 66 Non metallic minerals manufactured                | 5 943 934                      | 86 533 172                    | 7 441 419                    | 109 257 902                   |
| 67 Iron and steel                                    | 45 072 747                     | 419 873 182                   | 58 850 921                   | 642 827 442                   |
| 68 Non ferrous metals                                | 16 045 715                     | 157 619 554                   | 92 462 060                   | 930 017 097                   |
| 69 Manufactured of metal, nes                        | 4 045 714                      | 50 531 424                    | 26 224 201                   | 365 120 196                   |
| 71 Power generating machine and equipments           | 2 739 242                      | 29 052 430                    | 18 902 983                   | 319 523 406                   |
| 72 Machinery specialized for particular industry     | 4 817 020                      | 65 796 981                    | 73 794 913                   | 941 394 707                   |
| 73 Metalworking machinery                            | 1 162 730                      | 12 741 340                    | 16 251 634                   | 260 817 171                   |
| 74 General industrial machinery and equipments       | 7 330 963                      | 87 009 463                    | 70 274 722                   | 781 954 081                   |
| 75 Office machinery and automatic data processing    | 1 311 556                      | 17 505 555                    | 35 908 020                   | 559 274 137                   |
| 76 Telecommunication and reproducers apparatus       | 2 830 287                      | 28 558 982                    | 72 002 521                   | 780 883 849                   |
| 77 Electrical machinery and apparatus                | 6 602 893                      | 74 293 240                    | 191 007 610                  | 2 482 381 656                 |
| 78 Road vehicles                                     | 10 505 821                     | 101 337 827                   | 59 742 735                   | 720 028 758                   |
| 79 Other transportation equipments                   | 62 929                         | 625 498                       | 5 200 830                    | 234 206 952                   |
| 81 Sanitary, plumbing, and fittings                  | 132 986                        | 1 524 262                     | 888 492                      | 7 858 717                     |
| 82 Furniture   | 49 493                         | 819 542                       | 581 079                      | 4 345 082                     |
| 83 Traveling goods                                   | 23 993                         | 253 587                       | 363 764                      | 18 439 129                    |



**K2. IMPOR KAWASAN BERIKAT / BOUND ZONE IMPORT**  
**MENURUT GOLONGAN BARANG SITC / BY SITC COMMODITY GROUP**  
**\*\* NOVEMBER / NOVEMBER 2013 \*\***

| SITC Uraian Golongan Barang<br>Group Description        | Berat Bersih / Net Weight (Kg) |                               | Nilai CIF / CIF Value (US\$) |                               |
|---|--------------------------------|-------------------------------|------------------------------|-------------------------------|
|   | Bulan ini<br>Current month     | Kumulatif<br>Cum. Jan to date | Bulan ini<br>Current month   | Kumulatif<br>Cum. Jan to date |
| 84 Clothing   | 861 673                        | 8 623 731                     | 11 221 638                   | 113 002 869                   |
| 85 Footwear   | 998 667                        | 11 630 087                    | 11 456 098                   | 124 306 960                   |
| 87 Professional, scientific, and contractor instruments | 338 651                        | 4 415 028                     | 8 981 825                    | 127 932 920                   |
| 88 Photographic apparatus, equipments and optics        | 229 081                        | 3 602 409                     | 5 675 488                    | 76 446 003                    |
| 89 Miscellaneous manufactured articles                  | 6 240 626                      | 61 933 171                    | 61 632 047                   | 660 185 476                   |
| 97 Gold: non monetary                                   | 485                            | 1 428                         | 1 933 081                    | 15 806 708                    |
| 99 Gold coin and current coin                           | 1                              | 11                            | 7                            | 990                           |

**C. By Commodity 3 Digit SITC**

|   |             |               |            |               |
|---|-------------|---------------|------------|---------------|
| 011 Meat Of Bovine Animals Fresh, Chilled Or Frozen                     | 0           | 180           | 0          | 3 527         |
| 012 Other Meat, Other Edible Meat Offal, Fresh, Chilled Or Frozen       | 0           | 93            | 0          | 522           |
| 016 Meat And Edible Meat Offal, Salted, Dried, Edible Flour Of Meat     | 0           | 281           | 0          | 7 255         |
| 017 Meat And Edible Meat Offal, Prepared Or Preserved                   | 18 098      | 113 334       | 19 016     | 143 895       |
| 022 Milk, Cream, And Milk Products Other Than Butter Or Cheese          | 287 700     | 4 038 496     | 1 377 394  | 14 094 899    |
| 023 Butter And Other Fats From Milk                                     | 0           | 300           | 0          | 5 441         |
| 024 Cheese And Curds  | 54          | 269           | 904        | 3 675         |
| 025 Eggs, Birds, And Egg Yolks; Fresh, Dried Or Otherwise Preserved     | 0           | 22 495        | 0          | 141 021       |
| 034 Fish, Fresh, Chilled Or Frozen                                      | 2 073 653   | 9 474 259     | 4 050 052  | 28 762 556    |
| 035 Fish, Dried Salted Or In Brine; Smoked Fish                         | 0           | 2 565         | 0          | 77 259        |
| 036 Crustaceans, Molluscs, And Aquatic Invertebrates                    | 751 427     | 7 584 043     | 5 623 636  | 56 896 919    |
| 037 Fish, Crustaceans, Molluscs, And Other Aquatic Invertebrates; Prepa | 12 835      | 121 770       | 238 627    | 1 138 253     |
| 041 Wheat And Meslin, Unmilled  | 21 056 171  | 316 032 363   | 6 416 036  | 105 037 185   |
| 044 Maize, Unmilled   | 0           | 44            | 0          | 61            |
| 047 Other Cereal Meals And Flours                                       | 0           | 81 040        | 0          | 55 106        |
| 048 Cereal Preparations And Preparations Of Flours/Starchs Of Fruit     | 56 445      | 802 058       | 153 638    | 1 631 082     |
| 054 Vegetables, Fresh, Chilled, Frozen Or Simply Preserved              | 0           | 750           | 0          | 6 088         |
| 056 Vegetables, Roots And Tubers, Prepared Or Preserved Nes             | 0           | 85 197        | 0          | 88 469        |
| 057 Fruit And Nut; Fresh Or Dried                                       | 4 817       | 209 110       | 17 658     | 315 148       |
| 058 Fruits, Preserved And Preparations                                  | 275         | 16 027        | 9 153      | 147 739       |
| 059 Fruit And Vegetable Juices  | 1 246       | 40 439        | 2 882      | 67 239        |
| 061 Sugar, Molasses, And Honey  | 190 984 505 | 2 156 169 311 | 92 552 457 | 1 107 048 716 |
| 062 Sugar Confectionery   | 1 384       | 2 178         | 23 740     | 34 179        |
| 071 Coffee And Coffee Substitutes                                       | 23          | 4 727         | 921        | 52 194        |
| 072 Cocoa   | 0           | 1 895         | 0          | 49 205        |
| 073 Chocolate And Other Food Preparations Containing Cocoa              | 6 184       | 38 359        | 154 856    | 763 136       |
| 074 Tea And Mate  | 775 940     | 4 756 974     | 786 548    | 5 314 163     |
| 075 Spices  | 82 830      | 653 132       | 699 905    | 6 811 923     |
| 081 Feeding Stuff For Animals   | 9 880       | 51 358        | 22 347     | 145 810       |
| 091 Margarine And Shortening  | 271 140     | 677 723       | 290 789    | 810 655       |
| 098 Edible Products And Preparations                                    | 111 271     | 1 262 971     | 306 236    | 2 852 572     |
| 111 Non-Alcoholic Beverages, Nes  | 10 701      | 110 120       | 8 024      | 156 706       |
| 112 Alcoholic Beverages   | 216 223     | 1 181 916     | 1 643 926  | 9 333 006     |
| 121 Tobacco, Unmanufactured And Refused                                 | 2 417 780   | 16 798 123    | 17 364 823 | 123 663 390   |
| 122 Tobacco, Manufactured   | 138 489     | 1 440 029     | 2 103 137  | 17 696 296    |
| 211 Hides And Skins, Raw  | 42          | 133           | 8 894      | 9 941         |
| 212 Furskins, Raw   | 738         | 2 454         | 78 875     | 538 213       |
| 231 Natural Rubber Latex; Natural Rubber And Similar Natural Gums       | 1 380 640   | 13 721 006    | 2 876 282  | 29 418 162    |
| 232 Synthetic Rubber Latex, Synthetic/Reclaimed Rubber                  | 10 892 629  | 92 303 144    | 23 600 628 | 225 612 001   |
| 244 Cork, Natural, Raw And Waste  | 0           | 19 877        | 0          | 62 059        |
| 245 Fuel Wood And Wood Charcoal   | 637 000     | 10 183 090    | 200 328    | 3 485 028     |
| 246 Wood In Chips Or Particles And Waste                                | 3           | 23 384        | 31         | 28 058        |
| 247 Wood In The Rough Or Roughly Squared                                | 0           | 600 355       | 0          | 651 201       |
| 248 Wood, Simply Worked And Railway Sleeper Of Wood                     | 1 266 802   | 24 508 674    | 1 330 164  | 21 975 209    |
| 251 Pulp And Waste Paper  | 21 797 827  | 327 762 333   | 20 002 200 | 294 599 658   |
| 261 Silk  | 0           | 8             | 0          | 310           |
| 263 Cotton  | 3 876 588   | 61 643 817    | 9 083 756  | 131 854 885   |
| 264 Jute And Other Textile Bast Fibres                                  | 147 382     | 2 710 521     | 173 732    | 3 499 825     |
| 265 Vegetable Textile Fibres, Raw Or Processed; Waste Of These Fibres   | 5           | 12 358        | 136        | 80 419        |
| 266 Synthetic Fibres Suitable For Spinning                              | 9 964 248   | 78 326 979    | 25 169 199 | 196 866 873   |
| 267 Other Man-Made Fibres Suitable For Spinning And Waste               | 2 603 148   | 57 819 954    | 6 905 080  | 133 657 984   |
| 268 Wool And Other Animal Hair  | 88 443      | 794 367       | 1 313 184  | 12 118 197    |
| 269 Old Clothing And Other Old Textile Articles; Rags                   | 9           | 3 170         | 31         | 37 604        |
| 272 Fertilizers, Crude  | 195 200     | 1 339 903     | 182 492    | 1 024 606     |
| 273 Stone, Sand And Gravel  | 2 132 657   | 11 807 871    | 421 043    | 3 643 283     |
| 274 Sulphur And Unroasted Iron Pyrites                                  | 15 930 074  | 112 010 091   | 1 682 914  | 15 443 147    |
| 277 Natural Abrasives   | 209 932     | 3 645 043     | 170 631    | 1 801 462     |
| 278 Other Crude Minerals  | 4 001 230   | 38 444 113    | 3 330 579  | 26 894 216    |
| 281 Iron Ore And Concentrates   | 608         | 26 716        | 1 155      | 19 521        |
| 282 Waste And Scrap Metal Of Iron/Steel                                 | 101 720 623 | 654 850 910   | 37 730 942 | 259 564 714   |

**K2. IMPOR KAWASAN BERIKAT / BOUND ZONE IMPORT**  
**MENURUT GOLONGAN BARANG SITC / BY SITC COMMODITY GROUP**  
**\*\* NOVEMBER / NOVEMBER 2013 \*\***

| SITC Uraian Golongan Barang<br>Group Description                      | Berat Bersih / Net Weight (Kg) |                               | Nilai CIF / CIF Value (US\$) |                               |
|---|--------------------------------|-------------------------------|------------------------------|-------------------------------|
|   | Bulan ini<br>Current month     | Kumulatif<br>Cum. Jan to date | Bulan ini<br>Current month   | Kumulatif<br>Cum. Jan to date |
| 283 Copper Ores And Concentrates                                      | 0                              | 1                             | 0                            | 5                             |
| 284 Nickel Ores And Concentrates                                      | 0                              | 264                           | 0                            | 4 320                         |
| 285 Aluminium Ores And Concentrates                                   | 233 368                        | 3 815 352                     | 184 125                      | 3 305 352                     |
| 287 Ores And Concentrates Of Basemetals                               | 258 947                        | 2 883 320                     | 181 839                      | 1 979 434                     |
| 288 Non-Ferrous Base Metal Waste And Scraps                           | 175 030                        | 949 059                       | 976 679                      | 2 501 326                     |
| 289 Ores And Concentrates Of Precious Metals; Waste,Scraps            | 0                              | 2                             | 0                            | 188                           |
| 291 Crude Animal Materials  | 16 233                         | 913 197                       | 587 490                      | 40 624 736                    |
| 292 Crude Vegetable Materials   | 354 526                        | 1 859 218                     | 947 236                      | 5 216 009                     |
| 321 Coals, Pulverized Or Not  | 0                              | 2 036 940                     | 0                            | 671 768                       |
| 322 Briquettes, Lignite And Peat                                      | 0                              | 7                             | 0                            | 43                            |
| 325 Coke And Semi Coke Of Coal/Lignite/Peat                           | 0                              | 163 490                       | 0                            | 89 186                        |
| 334 Petroleum Products, Refined                                       | 52 781 520                     | 429 681 223                   | 54 889 666                   | 423 175 524                   |
| 335 Residual Petroleum Products, And Related Materials                | 109 246                        | 1 423 222                     | 201 125                      | 2 474 930                     |
| 342 Liquefied Propane And Butane                                      | 0                              | 2 048                         | 0                            | 7 997                         |
| 343 Natural Gas, Liquefied Or Not                                     | 0                              | 147                           | 0                            | 446                           |
| 344 Petroleum Gases And Other Gas                                     | 41 247                         | 177 896                       | 245 085                      | 1 084 587                     |
| 411 Animal Oils And Fats  | 8                              | 13 761                        | 55                           | 180 687                       |
| 421 Fixed Vegetable Fats And Oils Soft,Crude,Refined Or Fractioned    | 526 208                        | 5 951 088                     | 814 934                      | 9 054 480                     |
| 422 Fixed Vegetable Fats And Oils Solid,Crude,Refined Or Fractioned   | 15 236 833                     | 61 288 790                    | 12 537 128                   | 45 941 600                    |
| 431 Animal And Vegetable Oil; Fat Processed And Their Wax             | 600 677                        | 20 818 017                    | 738 774                      | 14 328 461                    |
| 511 Hydrocarbon And Their Halogenated, Nitrated Derivatives           | 7 437 819                      | 11 911 286                    | 10 429 025                   | 19 470 408                    |
| 512 Alcohols,Phenols,Phenol-Alcohols And Their Halogenated            | 12 885 471                     | 82 137 864                    | 8 819 999                    | 62 032 760                    |
| 513 Carboxylic Acids,And Their Anhydrides,Halides,Peroxides           | 2 018 128                      | 20 885 316                    | 3 973 290                    | 43 823 172                    |
| 514 Nitrogen-Function Compounds                                       | 2 270 394                      | 23 874 293                    | 4 937 848                    | 54 176 690                    |
| 515 Organo-Inorganic And Heterocyclic Compounds                       | 733 745                        | 8 887 698                     | 1 307 956                    | 23 463 408                    |
| 516 Other Organic Chemicals   | 517 278                        | 5 422 679                     | 1 407 430                    | 16 316 127                    |
| 522 Inorganic Chemical Elements, Oxides And Halogen Salts             | 8 699 402                      | 88 987 133                    | 12 876 399                   | 143 528 629                   |
| 523 Metallicsalts And Peroxysalts                                     | 1 162 502                      | 14 726 370                    | 1 199 957                    | 14 901 754                    |
| 524 Other Inorganic Chemicals;Chemical Compound Of Precious Metals    | 20 776                         | 596 014                       | 503 343                      | 7 264 187                     |
| 525 Radioactive And Associated Materials                              | 16 006                         | 118 122                       | 99 096                       | 924 592                       |
| 531 Synthetic Organic; Colouring Matter                               | 1 029 312                      | 13 720 271                    | 6 281 207                    | 70 398 896                    |
| 532 Dyeing/Tanning Extracts And Synthetic Tanning Materials           | 126 002                        | 457 798                       | 173 906                      | 1 237 997                     |
| 533 Pigments, Paints, Varnishes, And Related Materials                | 1 308 704                      | 14 664 853                    | 7 268 826                    | 78 168 776                    |
| 541 Medicinal And Pharmaceutical Products                             | 22 334                         | 237 958                       | 881 348                      | 10 155 402                    |
| 542 Medicaments, Including Veterinary Medicaments                     | 0                              | 4 170                         | 0                            | 348 392                       |
| 551 Essential Oils, Perfumes, And Flavour Materials                   | 48 522                         | 427 214                       | 583 811                      | 6 723 302                     |
| 553 Perfumery, Cosmetics, And Toilet Preparations                     | 20 827                         | 118 464                       | 1 672 348                    | 9 979 656                     |
| 554 Soap,Cleansing And Polishing Preparations                         | 410 356                        | 6 027 464                     | 1 846 485                    | 20 313 497                    |
| 562 Fertilizers, Manufactured   | 1 082 047                      | 4 094 736                     | 655 701                      | 2 116 819                     |
| 571 Polymers Of Ethylene In Primary Forms                             | 12 970 595                     | 154 164 791                   | 21 035 468                   | 253 535 897                   |
| 572 Polimers Of Styrene In Primary Forms                              | 6 095 333                      | 85 699 748                    | 13 209 828                   | 180 638 239                   |
| 573 Polimers Of Vinyl Chloride In Primary Forms                       | 202 354                        | 3 169 586                     | 623 952                      | 8 237 442                     |
| 574 Poliacetals And Polycarbons In Primary Forms                      | 2 218 888                      | 31 439 830                    | 6 931 224                    | 86 771 016                    |
| 575 Other Plastics In Primary Forms                                   | 10 222 795                     | 149 071 404                   | 21 973 398                   | 282 156 673                   |
| 579 Waste And Scrap Of Plastics                                       | 6 984 271                      | 90 561 447                    | 3 952 459                    | 67 839 445                    |
| 581 Tubes, Pipes, And Hoses Of Plastics                               | 121 593                        | 1 891 178                     | 1 979 887                    | 30 353 663                    |
| 582 Plates, Sheets, And Film Of Plastics                              | 3 464 772                      | 42 462 083                    | 17 056 530                   | 185 023 714                   |
| 583 Monofilament And Rod Of Plastics                                  | 19 086                         | 127 280                       | 149 387                      | 1 477 198                     |
| 591 Disinfectants, Insecticides, And Fungicides Put In Forms          | 202 396                        | 1 003 687                     | 843 677                      | 4 147 997                     |
| 592 Starches, Inulin, And Wheat Glutenal Buminoidal Substances; Glues | 1 364 299                      | 37 902 444                    | 4 613 310                    | 54 776 394                    |
| 593 Explosive And Pyrotechnic Products                                | 38 787                         | 291 819                       | 1 071 596                    | 7 621 552                     |
| 597 Additive For Mineral Oils   | 585 962                        | 5 926 954                     | 2 292 026                    | 23 245 661                    |
| 598 Miscellaneous Chemical Products                                   | 6 514 767                      | 65 667 129                    | 12 512 456                   | 165 970 023                   |
| 611 Leathers  | 2 461 674                      | 25 594 225                    | 27 811 614                   | 265 831 969                   |
| 612 Manufactures And Composition Leathers                             | 4 262                          | 105 334                       | 133 289                      | 2 291 257                     |
| 613 Furskins, Tanned Or Dressed                                       | 247                            | 4 696                         | 10 148                       | 343 877                       |
| 621 Materials Of Rubber   | 372 905                        | 5 360 776                     | 2 734 411                    | 36 399 059                    |
| 625 Rubber Tyre,Tyre Cases,Tyre Treads,Inner Tubes, And Tyre Flaps    | 401 484                        | 2 439 735                     | 622 989                      | 5 433 966                     |
| 629 Articles Of Rubbers   | 498 106                        | 5 906 700                     | 6 107 419                    | 71 716 582                    |
| 633 Cork Manufactures   | 12 594                         | 141 985                       | 113 345                      | 1 493 044                     |
| 634 Veneers,Plywood,Improved/Reconstituted Wood Worked                | 5 408 765                      | 195 262 962                   | 3 119 493                    | 43 673 906                    |
| 635 Wood Manufactures   | 103 537                        | 1 782 842                     | 260 185                      | 4 981 931                     |
| 641 Papers And Paperboards  | 5 264 332                      | 51 711 669                    | 11 183 518                   | 104 406 909                   |
| 642 Paper And Paperboard Cut To Size/Shape And Article Of Papers      | 3 041 906                      | 28 311 859                    | 8 393 733                    | 88 698 718                    |
| 651 Textile Yarns   | 4 180 931                      | 53 568 364                    | 21 786 596                   | 276 315 690                   |
| 652 Cotton Fabrics, Woven   | 7 417 511                      | 78 175 350                    | 86 668 558                   | 849 537 361                   |
| 653 Fabrics, Woven, Of Man-Made Fibres                                | 7 907 103                      | 93 026 834                    | 82 759 678                   | 953 760 031                   |
| 654 Textile Fabrics, Woven, Other Than Of Cotton Or Man-Made Fibres   | 252 745                        | 2 919 085                     | 6 894 601                    | 64 290 894                    |
| 655 Knitted Or Crochatted Fabrics                                     | 11 340 048                     | 121 774 692                   | 107 734 241                  | 1 123 083 365                 |
| 656 Tulle,Lace,Embroidery,Ribbons,Trimmings And Other Small Wares     | 1 328 205                      | 13 899 799                    | 21 544 973                   | 208 239 757                   |

**K2. IMPOR KAWASAN BERIKAT / BOUND ZONE IMPORT**  
**MENURUT GOLONGAN BARANG SITC / BY SITC COMMODITY GROUP**  
**\*\* NOVEMBER / NOVEMBER 2013 \*\***

| SITC Uraian Golongan Barang<br>Group Description                     | Berat Bersih / Net Weight (Kg) |                               | Nilai CIF / CIF Value (US\$) |                               |
|--|--------------------------------|-------------------------------|------------------------------|-------------------------------|
|  | Bulan ini<br>Current month     | Kumulatif<br>Cum. Jan to date | Bulan ini<br>Current month   | Kumulatif<br>Cum. Jan to date |
| 657 Special Yarns, Textile Fabrics                                   | 4 664 926                      | 50 003 658                    | 40 777 891                   | 423 464 227                   |
| 658 Made-Up Articles, Wholly/Chiefly Of Textile Materials            | 98 061                         | 1 147 274                     | 962 445                      | 9 931 953                     |
| 659 Floor Coverings  | 82 036                         | 684 112                       | 561 609                      | 4 993 281                     |
| 661 Lime, Cement And Fabricated Construction Materials               | 1 545 036                      | 15 296 595                    | 309 920                      | 3 305 077                     |
| 662 Clay And Refractory Construction Materials                       | 605 703                        | 8 678 186                     | 325 941                      | 4 311 083                     |
| 663 Mineral Manufactures   | 593 888                        | 6 104 995                     | 2 430 852                    | 29 139 225                    |
| 664 Glass  | 2 986 315                      | 54 659 358                    | 3 756 015                    | 62 093 667                    |
| 665 Glassware  | 182 734                        | 1 511 343                     | 525 021                      | 8 293 304                     |
| 666 Pottery  | 28 932                         | 219 965                       | 52 416                       | 1 553 073                     |
| 667 Pearl, Precious And Semi Precious Stones                         | 1 326                          | 62 730                        | 41 254                       | 562 473                       |
| 671 Pig Iron, Spiegeleisen, Sponge Iron, And Ferro-Alloys            | 460 284                        | 4 285 750                     | 801 244                      | 8 595 108                     |
| 672 Ingots And Other Iron/Steel In Primary Forms                     | 7 193 054                      | 22 378 751                    | 8 121 241                    | 49 082 970                    |
| 673 Flat Rolled Products, Not Clad                                   | 13 949 983                     | 135 372 793                   | 10 925 643                   | 103 825 422                   |
| 674 Flat Rolled Products, Clad Or Plated                             | 9 224 752                      | 96 608 405                    | 13 292 661                   | 129 656 759                   |
| 675 Flat Rolled Products And Alloy Steels                            | 1 765 153                      | 19 209 306                    | 3 238 477                    | 43 032 397                    |
| 676 Iron/Steel Bars, Rods, Angels, Shaped And Sections               | 7 575 574                      | 66 689 235                    | 8 174 954                    | 74 008 078                    |
| 677 Rail/Railway And Tractor Construction Of Iron/Steel Materials    | 3 200                          | 78 855                        | 30 189                       | 206 884                       |
| 678 Wire Of Iron/Steel   | 1 278 849                      | 16 930 189                    | 3 584 506                    | 61 743 482                    |
| 679 Tubes, Pipes, Hollow Profile, Pipe Fitting Of Iron/Steel         | 3 621 898                      | 58 319 898                    | 10 682 006                   | 172 676 342                   |
| 681 Silver, Platinum, And Other Metal Of The Platinum Groups         | 20 085                         | 91 807                        | 1 190 496                    | 13 168 188                    |
| 682 Copper   | 9 434 037                      | 91 817 964                    | 66 489 092                   | 673 256 391                   |
| 683 Nickel   | 9 764                          | 127 821                       | 256 341                      | 4 606 157                     |
| 684 Aluminium  | 5 124 731                      | 53 520 183                    | 15 184 176                   | 167 267 886                   |
| 685 Lead   | 820 948                        | 4 673 424                     | 1 966 931                    | 11 430 758                    |
| 686 Zinc   | 579 588                        | 5 967 738                     | 1 384 710                    | 14 921 878                    |
| 687 Tin  | 25 145                         | 1 071 610                     | 711 750                      | 9 631 827                     |
| 689 Miscellaneous Non-Ferrous Basemetals Employed In Metallurgy      | 31 417                         | 349 007                       | 5 278 564                    | 35 734 012                    |
| 691 Structures And Parts Of Iron/Steel Or Aluminium                  | 97 675                         | 2 891 148                     | 385 634                      | 11 552 165                    |
| 692 Metal Containers For Storage And Transportations                 | 661 455                        | 8 460 689                     | 1 915 562                    | 31 291 698                    |
| 693 Wire Products And Fencing Grills                                 | 355 987                        | 5 281 962                     | 1 015 215                    | 15 686 374                    |
| 694 Nails, Screws, Nuts, Bolts, Rivets Of Iron/Steel Or Copper       | 708 020                        | 10 094 995                    | 4 602 135                    | 84 210 875                    |
| 695 Tools For Used In The Hand Or In Machines                        | 95 572                         | 1 430 468                     | 2 356 708                    | 28 697 190                    |
| 696 Cutlery  | 26 133                         | 220 330                       | 217 776                      | 1 790 208                     |
| 697 Household Equipment Of Base Metals                               | 26 789                         | 103 627                       | 89 373                       | 768 757                       |
| 699 Manufactures Of Base Metals                                      | 2 074 083                      | 22 048 205                    | 15 641 798                   | 191 122 929                   |
| 711 Steam And Other Vapour Generating Boilers And Parts              | 760 645                        | 7 854 218                     | 2 193 064                    | 31 647 131                    |
| 712 Steam Or Other Generating Boilers And Parts                      | 244 754                        | 1 131 774                     | 2 298 093                    | 4 565 575                     |
| 713 Internal Combustion Piston Engines And Parts                     | 795 776                        | 11 209 959                    | 3 665 258                    | 66 400 738                    |
| 714 Engines And Motors, Non-Electric And Parts                       | 7 306                          | 595 315                       | 3 322 269                    | 126 103 442                   |
| 716 Rotating Electric Plants And Parts                               | 911 285                        | 7 899 534                     | 6 975 956                    | 84 287 092                    |
| 718 Other Power Generating Machines And Parts                        | 19 476                         | 361 630                       | 448 343                      | 6 519 428                     |
| 721 Agricultural Machinery And Parts                                 | 5 539                          | 217 308                       | 105 838                      | 1 788 894                     |
| 722 Tractors   | 0                              | 52 053                        | 0                            | 594 027                       |
| 723 Civil Engineering And Contractor Plants And Equipments/Parts     | 1 160 900                      | 13 974 671                    | 3 281 230                    | 32 874 182                    |
| 724 Textile/Leather Machinery And Parts                              | 1 266 645                      | 23 995 564                    | 13 642 708                   | 237 711 665                   |
| 725 Papermill/Pulpmill Machinery And Paper Cutting Machines          | 65 524                         | 915 851                       | 625 488                      | 8 312 264                     |
| 726 Printing/Book Binding Machinery And Parts                        | 863 865                        | 10 304 019                    | 39 091 357                   | 428 840 972                   |
| 727 Food Processing Machines And Parts                               | 76 724                         | 2 621 291                     | 986 582                      | 43 400 336                    |
| 728 Other Machines And Equipment Specialized For Particular Industry | 1 377 823                      | 13 716 224                    | 16 061 710                   | 187 872 367                   |
| 731 Machine Tools By Removing Metal                                  | 397 473                        | 4 123 699                     | 6 104 935                    | 89 583 497                    |
| 733 Machine Tool For Working Metals                                  | 541 451                        | 5 114 335                     | 6 574 554                    | 96 272 338                    |
| 735 Parts Of Machine Tools   | 20 572                         | 793 380                       | 1 824 539                    | 33 052 314                    |
| 737 Metalworking Machinery And Parts                                 | 203 234                        | 2 709 926                     | 1 747 606                    | 41 909 022                    |
| 741 Heating And Cooling Equipments And Parts                         | 1 171 241                      | 14 714 807                    | 10 153 601                   | 104 019 094                   |
| 742 Pumps For Liquid And Parts                                       | 178 484                        | 1 929 190                     | 3 841 025                    | 29 590 863                    |
| 743 Pumps, Compressors, Fans, Blowers, Centrifuges, And Parts        | 2 048 657                      | 25 402 345                    | 14 999 520                   | 132 558 925                   |
| 744 Mechanical Handling Equipments And Parts                         | 491 803                        | 9 766 150                     | 4 363 984                    | 55 808 818                    |
| 745 Other Non-Electical Machinery, Tools, And Mechanical Apparatus   | 223 041                        | 2 868 975                     | 3 577 887                    | 39 647 039                    |
| 746 Ball Or Roller Bearings  | 1 322 294                      | 10 748 915                    | 8 848 609                    | 85 787 795                    |
| 747 Taps, Cocks, And Valves For Pipes                                | 173 978                        | 2 189 456                     | 2 754 644                    | 43 127 113                    |
| 748 Transmission Shafts And Cranks                                   | 1 301 988                      | 14 069 846                    | 12 929 595                   | 145 311 279                   |
| 749 Non-Electric Parts And Accessories Of Machineries                | 419 477                        | 5 319 779                     | 8 805 857                    | 146 103 155                   |
| 751 Office Machines  | 142 544                        | 695 444                       | 440 697                      | 2 925 703                     |
| 752 Automatic Data Processing Machines And Their Units               | 320 212                        | 4 492 193                     | 10 214 379                   | 166 297 831                   |
| 759 Parts And Accessories For Machine Of Heading 751 Or 752          | 848 800                        | 12 317 918                    | 25 252 944                   | 390 050 603                   |
| 761 Television Receivers   | 28 530                         | 85 268                        | 229 127                      | 4 072 658                     |
| 762 Radio Broadcast Receivers  | 24                             | 113 542                       | 947                          | 438 242                       |
| 763 Sound Recorders Or Reproducers                                   | 388 617                        | 1 842 722                     | 1 862 325                    | 17 440 156                    |
| 764 Telecommunication Equipments And Parts                           | 2 413 116                      | 26 517 450                    | 69 910 122                   | 758 932 793                   |
| 771 Electric Power Machinery And Parts                               | 329 280                        | 4 339 731                     | 8 505 935                    | 106 880 594                   |

**K2. IMPOR KAWASAN BERIKAT / BOUND ZONE IMPORT**  
**MENURUT GOLONGAN BARANG SITC / BY SITC COMMODITY GROUP**  
**\*\* NOVEMBER / NOVEMBER 2013 \*\***

| SITC Uraian Golongan Barang<br>Group Description                         | Berat Bersih / Net Weight (Kg) |                               | Nilai CIF / CIF Value (US\$) |                               |
|--|--------------------------------|-------------------------------|------------------------------|-------------------------------|
|  | Bulan ini<br>Current month     | Kumulatif<br>Cum. Jan to date | Bulan ini<br>Current month   | Kumulatif<br>Cum. Jan to date |
| 772 Electrical Apparatus For Making And Breaking Electrical Circuits     | 1 633 914                      | 20 589 243                    | 45 861 267                   | 621 836 237                   |
| 773 Equipment For Distributing Electricity                               | 1 608 099                      | 17 649 426                    | 21 828 033                   | 257 584 086                   |
| 774 Electrical Apparatus For Medical Purposes And Radiological Apparatus | 4 327                          | 35 935                        | 278 715                      | 1 855 712                     |
| 775 Household Type, Electrical/Non-Electrical Equipments                 | 498 649                        | 3 880 882                     | 2 434 414                    | 17 258 913                    |
| 776 Thermionic, Cold Cathode, And Photo Cathode Valves/Tubes             | 484 170                        | 5 936 157                     | 74 689 789                   | 975 446 371                   |
| 778 Electrical Machinery And Apparatus                                   | 2 044 454                      | 21 861 866                    | 37 409 457                   | 501 519 743                   |
| 781 Passenger Motor Cars   | 526 122                        | 4 144 850                     | 6 515 437                    | 62 317 822                    |
| 782 Motor Vehicle For The Transportation Of Goods                        | 364 150                        | 5 567 853                     | 337 455                      | 9 573 922                     |
| 783 Road Motor Vehicles  | 39 197                         | 297 502                       | 98 268                       | 468 239                       |
| 784 Parts And Accessories Of The Motor Vehicles                          | 4 394 084                      | 56 693 077                    | 47 405 449                   | 607 926 648                   |
| 785 Motorcycles, Scooters, And Other Cycles Motorized/Non Motorized      | 5 142 697                      | 33 923 567                    | 5 256 125                    | 36 555 337                    |
| 786 Trailers And Other Vehicles, Not Motorized                           | 39 571                         | 710 978                       | 130 001                      | 3 186 790                     |
| 791 Railway Vehicles And Associated Equipments                           | 2 150                          | 6 937                         | 7 466                        | 151 015                       |
| 792 Aircraft And Associated Equipments And Parts                         | 11 479                         | 288 265                       | 4 848 379                    | 231 573 469                   |
| 793 Ships, Boats, And Floating Structures                                | 49 300                         | 330 296                       | 344 985                      | 2 482 468                     |
| 811 Prefabricated Buildings  | 19 052                         | 90 004                        | 92 843                       | 268 557                       |
| 812 Sanitary, Plumbing, Heating, And Lighting Fixtures/Fittings          | 4 139                          | 379 313                       | 20 577                       | 1 626 550                     |
| 813 Lighting Fixtures And Fittings                                       | 109 795                        | 1 054 945                     | 775 072                      | 5 963 610                     |
| 821 Furnitures And Parts   | 49 493                         | 819 542                       | 581 079                      | 4 345 082                     |
| 831 Travel Goods   | 23 993                         | 253 587                       | 363 764                      | 18 439 129                    |
| 841 Men'S Coats/Jackets, Not Knitted                                     | 67 100                         | 193 798                       | 952 653                      | 2 835 696                     |
| 842 Women'S Coats/Jacket, Not Knitted                                    | 30 333                         | 409 645                       | 302 231                      | 3 869 541                     |
| 843 Men'S Coats/Jackets, Knitted   | 2 737                          | 142 002                       | 61 984                       | 1 420 236                     |
| 844 Women'S Coats/Jackets, Knitted                                       | 1 510                          | 185 065                       | 7 360                        | 2 903 387                     |
| 845 Articles Of Apparel  | 240 194                        | 1 757 360                     | 3 382 159                    | 26 540 642                    |
| 846 Clothing Accessories Of Textiles Fabrics                             | 183 247                        | 2 273 742                     | 3 170 288                    | 38 419 722                    |
| 848 Articles Of Apparel And Clothing Accessories Of Other Than Textile F | 336 552                        | 3 662 119                     | 3 344 963                    | 37 013 645                    |
| 851 Footwears  | 998 667                        | 11 630 087                    | 11 456 098                   | 124 306 960                   |
| 871 Optical Instrument And Apparatus                                     | 34 659                         | 301 335                       | 1 723 397                    | 20 632 375                    |
| 872 Medical Instruments And Appliances                                   | 12 143                         | 86 177                        | 104 838                      | 1 438 056                     |
| 873 Meters And Counters  | 110 886                        | 1 222 552                     | 1 508 565                    | 16 002 871                    |
| 874 Measuring, Checking, Analysing, And Controlling Instrument And Ap    | 180 963                        | 2 804 964                     | 5 645 025                    | 89 859 618                    |
| 881 Photographic Apparatus And Equipments                                | 6 457                          | 89 974                        | 618 200                      | 6 726 718                     |
| 882 Photographic And Cinematographic Supplies                            | 9 793                          | 1 705 483                     | 112 321                      | 4 254 340                     |
| 883 Cinematograph Film, Exposed And Developed                            | 105                            | 199                           | 1 209                        | 5 292                         |
| 884 Optical Goods  | 198 485                        | 1 697 007                     | 4 146 063                    | 60 743 966                    |
| 885 Watches And Clocks   | 14 241                         | 109 746                       | 797 695                      | 4 715 687                     |
| 891 Arms And Ammunitions   | 21 070                         | 22 046                        | 1 749 953                    | 1 763 835                     |
| 892 Printed Matter   | 705 434                        | 6 699 513                     | 12 153 596                   | 119 529 714                   |
| 893 Article Of Plastics  | 3 473 766                      | 34 812 306                    | 21 472 349                   | 228 983 037                   |
| 894 Baby Carriages, Toys, Games, And Sporting Goods                      | 87 913                         | 559 664                       | 552 425                      | 9 665 079                     |
| 895 Office And Stationery Supplies                                       | 176 356                        | 1 464 480                     | 1 015 673                    | 12 844 377                    |
| 896 Works Of Art, Collectors Pieces And Antiques                         | 1 335                          | 13 627                        | 20 692                       | 180 199                       |
| 897 Jewellery, Goldsmith, Silversmith Wares, And Other Articles          | 4 720                          | 242 205                       | 517 669                      | 7 126 332                     |
| 898 Musical Instrument And Parts/Accessories                             | 1 140 159                      | 9 443 746                     | 11 724 416                   | 119 518 772                   |
| 899 Other Miscellaneous Manufactured Articles                            | 629 873                        | 8 675 584                     | 12 425 274                   | 160 574 131                   |
| 971 Gold, Non-Monetary   | 485                            | 1 428                         | 1 933 081                    | 15 806 708                    |
| 999 Gold coin and current coin   | 1                              | 11                            | 7                            | 990                           |
| <b>TOTAL IMPORT</b>  | <b>729 472 850</b>             | <b>7 469 094 180</b>          | <b>1 774 575 114</b>         | <b>20 148 922 308</b>         |

**K3. IMPOR KAWASAN BERIKAT / BOUND ZONE IMPORT  
MENURUT NEGARA ASAL / BY COUNTRY OF ORIGIN  
\*\* NOVEMBER / NOVEMBER 2013 \*\***

| Kode<br>Code | Negara Asal<br>Country of Origin | Berat Bersih / Net Weight (Kg) |                               | Nilai CIF / CIF Value (US\$) |                               |
|--------------|----------------------------------|--------------------------------|-------------------------------|------------------------------|-------------------------------|
|              |                                  | Bulan ini<br>Current month     | Kumulatif<br>Cum. Jan to date | Bulan ini<br>Current month   | Kumulatif<br>Cum. Jan to date |
| 111          | JP JAPAN                         | 47 758 439                     | 513 593 341                   | 291 081 535                  | 3 450 662 687                 |
| 112          | HK HONG KONG                     | 19 368 345                     | 172 154 959                   | 125 848 686                  | 1 312 353 526                 |
| 113          | KP KOREA, DEM. PEOPLE'S REP.     | 143 562                        | 477 502                       | 137 974                      | 491 460                       |
| 114          | KR KOREA, REPUBLIC OF            | 49 784 792                     | 545 423 844                   | 252 458 623                  | 2 890 296 098                 |
| 115          | TW TAIWAN                        | 16 036 084                     | 187 134 786                   | 92 497 334                   | 1 142 581 556                 |
| 116          | CN CHINA                         | 63 550 962                     | 672 524 752                   | 359 143 507                  | 3 881 449 897                 |
| 117          | MN MONGOLIA                      | 0                              | 1                             | 0                            | 8 400                         |
| 118          | MO MACAU                         | 143 386                        | 845 321                       | 986 873                      | 6 325 014                     |
| 120          | PG PAPUA NEW GUINEA              | 634 753                        | 7 576 457                     | 430 706                      | 3 478 793                     |
| 121          | TH THAILAND                      | 13 796 012                     | 1 185 660 986                 | 66 705 258                   | 1 396 225 732                 |
| 122          | SG SINGAPORE                     | 76 043 157                     | 556 159 669                   | 118 932 499                  | 1 304 241 277                 |
| 123          | PH PHILIPPINES                   | 1 793 900                      | 15 592 385                    | 7 579 915                    | 87 830 818                    |
| 124          | MY MALAYSIA                      | 37 278 673                     | 297 912 451                   | 64 578 082                   | 661 334 806                   |
| 125          | MM MYANMAR                       | 50 411                         | 3 158 873                     | 76 264                       | 3 213 577                     |
| 126          | KH CAMBODIA                      | 332                            | 199 911                       | 15 061                       | 1 438 588                     |
| 127          | BN BRUNEI DARUSSALAM             | 2 152 015                      | 6 415 492                     | 847 269                      | 2 470 919                     |
| 129          | NP NEPAL                         | 0                              | 8                             | 0                            | 223                           |
| 131          | VN VIET NAM                      | 11 990 805                     | 95 273 725                    | 27 823 484                   | 334 947 079                   |
| 132          | MV MALDIVES                      | 0                              | 3                             | 0                            | 120                           |
| 133          | IN INDIA                         | 4 712 144                      | 72 461 061                    | 19 169 043                   | 162 208 995                   |
| 134          | PK PAKISTAN                      | 866 204                        | 8 535 651                     | 2 665 859                    | 34 014 331                    |
| 135          | BD BANGLADESH                    | 2 359                          | 352 200                       | 32 104                       | 1 681 415                     |
| 136          | LK SRI LANKA                     | 32 274                         | 298 248                       | 309 635                      | 1 764 053                     |
| 137          | AF AFGHANISTAN                   | 0                              | 2                             | 0                            | 6                             |
| 138          | ID INDONESIA                     | 1 172 486                      | 10 488 416                    | 5 974 759                    | 48 628 157                    |
| 142          | IR IRAN (ISLAMIC REPUBLIC OF)    | 549 777                        | 2 367 360                     | 488 975                      | 1 834 169                     |
| 143          | SA SAUDI ARABIA                  | 11 558 458                     | 53 992 890                    | 13 980 127                   | 64 880 112                    |
| 144          | IL ISRAEL                        | 1                              | 305                           | 56                           | 89 958                        |
| 145          | KW KUWAIT                        | 1 584 051                      | 21 418 546                    | 1 707 000                    | 13 964 747                    |
| 146          | JO JORDAN                        | 1 007                          | 396 620                       | 9 003                        | 383 931                       |
| 148          | LB LEBANON                       | 0                              | 80                            | 0                            | 23 585                        |
| 149          | PN PALESTINA                     | 0                              | 2                             | 0                            | 90                            |
| 151          | YE YEMEN                         | 0                              | 376                           | 0                            | 2 446                         |
| 152          | OM OMAN                          | 0                              | 3 923 351                     | 0                            | 2 466 708                     |
| 154          | TR TURKEY                        | 323 785                        | 4 611 320                     | 2 092 450                    | 18 354 637                    |
| 155          | AE UNITED ARAB EMIRATES          | 14 283 724                     | 93 136 678                    | 7 796 487                    | 80 907 174                    |
| 156          | QA QATAR                         | 16 067 321                     | 111 380 006                   | 20 656 669                   | 139 661 648                   |
| 157          | BH BAHRAIN                       | 33                             | 87 327                        | 455                          | 219 475                       |
| 158          | CY CYPRUS                        | 0                              | 417 590                       | 0                            | 2 983 214                     |
| 159          | OD OTHER WEST ASIA               | 80 000                         | 80 000                        | 129 600                      | 129 600                       |
| 211          | EG EGYPT                         | 44 351                         | 750 106                       | 170 584                      | 741 187                       |
| 212          | LY LIBYAN ARAB JAMAHIRIYA        | 0                              | 1                             | 0                            | 2                             |
| 213          | MA MOROCCO                       | 2                              | 24 342                        | 31                           | 159 919                       |
| 214          | TN TUNISIA                       | 5                              | 1 038                         | 20                           | 40 087                        |
| 216          | SD SUDAN                         | 3                              | 123                           | 2                            | 968                           |
| 219          | NA NAMIBIA                       | 0                              | 75 265                        | 0                            | 444 785                       |
| 221          | ET ETHIOPIA                      | 8                              | 38 896                        | 238                          | 659 955                       |
| 222          | TZ TANZANIA, UNITED REP. OF      | 137 190                        | 1 339 272                     | 451 969                      | 3 130 905                     |
| 223          | MG MADAGASCAR                    | 0                              | 112 932                       | 0                            | 1 325 563                     |
| 225          | KE KENYA                         | 112                            | 48 464                        | 1 001                        | 481 594                       |
| 227          | MZ MOZAMBIQUE                    | 0                              | 3 617 966                     | 0                            | 6 865 208                     |
| 228          | BW BOTSWANA                      | 0                              | 23                            | 0                            | 92                            |
| 231          | GH GHANA                         | 0                              | 4                             | 0                            | 28                            |
| 232          | LR LIBERIA                       | 280                            | 5 151                         | 4 530                        | 44 173                        |
| 235          | CG CONGO                         | 86 218                         | 86 223                        | 121 592                      | 121 740                       |
| 236          | CM CAMEROON                      | 52 492                         | 2 572 366                     | 31 792                       | 1 787 517                     |
| 237          | NG NIGERIA                       | 0                              | 494 139                       | 0                            | 853 860                       |
| 238          | SL SIERRA LEONE                  | 0                              | 255                           | 0                            | 11 852                        |
| 239          | GA GABON                         | 0                              | 80 666                        | 0                            | 315 519                       |
| 240          | CI COTE D'IVOIRE                 | 0                              | 1 121 697                     | 0                            | 2 166 007                     |
| 241          | SN SENEGAL                       | 0                              | 34                            | 0                            | 1 895                         |
| 242          | MR MAURITANIA                    | 0                              | 1 047 095                     | 0                            | 439 780                       |
| 243          | ML MALI                          | 401 967                        | 2 210 101                     | 992 518                      | 4 606 770                     |
| 245          | BF BURKINA FASO                  | 297 445                        | 3 592 350                     | 734 437                      | 7 211 504                     |
| 248          | VI U.S. VIRGIN ISLANDS           | 0                              | 722                           | 0                            | 44 990                        |
| 249          | SC SEYCHELLES                    | 0                              | 7 053                         | 0                            | 23 208                        |

**K3. IMPOR KAWASAN BERIKAT / BOUND ZONE IMPORT  
MENURUT NEGARA ASAL / BY COUNTRY OF ORIGIN  
\*\* NOVEMBER / NOVEMBER 2013 \*\***

| Kode<br>Code | Negara Asal<br>Country of Origin    | Berat Bersih / Net Weight (Kg) |                               | Nilai CIF / CIF Value (US\$) |                               |
|--------------|-------------------------------------|--------------------------------|-------------------------------|------------------------------|-------------------------------|
|              |                                     | Bulan ini<br>Current month     | Kumulatif<br>Cum. Jan to date | Bulan ini<br>Current month   | Kumulatif<br>Cum. Jan to date |
| 251          | UG UGANDA                           | 0                              | 48 021                        | 0                            | 575 187                       |
| 252          | CF CENTRAL AFRICAN REPUBLIC         | 0                              | 96 040                        | 0                            | 81 586                        |
| 253          | NE NIGER                            | 0                              | 1 096                         | 0                            | 14 545                        |
| 254          | TD CHAD                             | 0                              | 399 817                       | 0                            | 793 293                       |
| 256          | SH SAINT HELENA                     | 16                             | 213                           | 595                          | 6 871                         |
| 257          | ST SAO TOME AND PRINCIPE            | 0                              | 105                           | 0                            | 3 377                         |
| 260          | SZ SWAZILAND                        | 0                              | 3 048                         | 0                            | 147 071                       |
| 261          | ZA SOUTH AFRICA                     | 7 403 880                      | 228 926 760                   | 7 234 366                    | 212 973 513                   |
| 262          | ZW ZIMBABWE                         | 158 400                        | 1 415 800                     | 1 382 040                    | 12 030 480                    |
| 265          | KM COMOROS                          | 0                              | 4 193                         | 0                            | 49 687                        |
| 267          | MU MAURITIUS                        | 122 100                        | 451 106                       | 50 809                       | 818 274                       |
| 268          | RW RWANDA                           | 0                              | 14                            | 0                            | 29                            |
| 298          | VG VIRGIN ISLANDS (BRITISH)         | 12 632                         | 90 849                        | 113 357                      | 602 902                       |
| 299          | OF OTHER AFRICA                     | 0                              | 1 368                         | 0                            | 8 911                         |
| 311          | AU AUSTRALIA                        | 95 228 494                     | 731 747 865                   | 65 421 944                   | 476 904 879                   |
| 312          | NZ NEW ZEALAND                      | 3 393 048                      | 41 830 932                    | 3 140 185                    | 35 392 637                    |
| 319          | GU GUAM                             | 0                              | 1                             | 0                            | 30                            |
| 321          | NR NAURU                            | 0                              | 3                             | 0                            | 1 794                         |
| 322          | NC NEW CALEDONIA                    | 122 460                        | 603 160                       | 42 861                       | 226 486                       |
| 325          | VC SAINT VINCENT AND THE GRENADINES | 0                              | 34                            | 0                            | 3 430                         |
| 326          | VU VANUATU                          | 0                              | 8                             | 0                            | 44                            |
| 328          | IO BRITISH INDIAN OCEAN TERRITORY   | 0                              | 254                           | 0                            | 2 288                         |
| 331          | AS AMERICAN SAMOA                   | 2 531                          | 20 142                        | 181 200                      | 886 150                       |
| 332          | CK COOK ISLANDS                     | 455                            | 23 884                        | 7 011                        | 158 783                       |
| 333          | FJ FIJI                             | 4                              | 141 133                       | 526                          | 636 264                       |
| 334          | KI KIRIBATI                         | 0                              | 1                             | 0                            | 118                           |
| 335          | MH MARSHALL ISLANDS                 | 43 560                         | 43 615                        | 140 299                      | 143 897                       |
| 336          | WS SAMOA                            | 0                              | 204 940                       | 0                            | 532 071                       |
| 337          | SB SOLOMON ISLANDS                  | 0                              | 50 309                        | 0                            | 8 444                         |
| 340          | CX CHRISTMAS ISLANDS                | 0                              | 40                            | 0                            | 188                           |
| 343          | TK TOKELAU                          | 0                              | 16 857                        | 0                            | 56 087                        |
| 411          | US UNITED STATES                    | 11 447 841                     | 220 457 252                   | 41 402 229                   | 633 127 596                   |
| 412          | CA CANADA                           | 10 730 732                     | 27 423 128                    | 8 698 871                    | 97 889 376                    |
| 421          | MX MEXICO                           | 47 717 635                     | 161 974 783                   | 19 280 688                   | 80 583 317                    |
| 422          | GT GUATEMALA                        | 1                              | 5 000 836                     | 4                            | 2 550 651                     |
| 423          | HN HONDURAS                         | 5                              | 83                            | 71                           | 1 565                         |
| 424          | NI NICARAGUA                        | 0                              | 6 457                         | 0                            | 141 938                       |
| 425          | PA PANAMA                           | 8 244                          | 3 084 627                     | 47 109                       | 1 373 835                     |
| 426          | CU CUBA                             | 0                              | 3 261                         | 0                            | 11 823                        |
| 427          | CB CURACAO                          | 0                              | 5                             | 0                            | 30                            |
| 431          | CL CHILE                            | 522 584                        | 7 317 325                     | 3 685 203                    | 49 078 591                    |
| 432          | VE VENEZUELA                        | 40                             | 79 456                        | 1 855                        | 103 696                       |
| 433          | AR ARGENTINA                        | 473 840                        | 17 207 870                    | 856 462                      | 23 449 875                    |
| 434          | BR BRAZIL                           | 98 505 464                     | 911 344 865                   | 54 566 818                   | 449 108 813                   |
| 435          | CO COLOMBIA                         | 1 059                          | 43 797                        | 22 415                       | 234 117                       |
| 436          | BO BOLIVIA                          | 0                              | 4                             | 0                            | 18                            |
| 437          | UY URUGUAY                          | 142 326                        | 4 740 380                     | 196 463                      | 4 344 424                     |
| 438          | PY PARAGUAY                         | 0                              | 1 062 794                     | 0                            | 1 476 180                     |
| 441          | EC ECUADOR                          | 6 794                          | 57 105                        | 586 119                      | 2 496 832                     |
| 442          | PE PERU                             | 1                              | 423 379                       | 28                           | 2 316 705                     |
| 443          | GY GUYANA                           | 0                              | 1                             | 0                            | 220                           |
| 444          | TT TRINIDAD AND TOBAGO              | 400 475                        | 400 850                       | 149 307                      | 154 323                       |
| 445          | BS BAHAMAS                          | 416                            | 4 373                         | 2 065                        | 20 668                        |
| 446          | JM JAMAICA                          | 1 161                          | 2 459                         | 7 456                        | 18 180                        |
| 447          | PR PUERTO RICO                      | 0                              | 4 811                         | 0                            | 57 625                        |
| 448          | BZ BELIZE                           | 9 556                          | 143 616                       | 62 060                       | 1 351 218                     |
| 449          | DO DOMINICAN REPUBLIC               | 5                              | 269 766                       | 147                          | 444 190                       |
| 450          | SV EL SALVADOR                      | 12 446                         | 58 594 934                    | 350 043                      | 37 244 295                    |
| 451          | CR COSTA RICA                       | 149                            | 113 056                       | 7 706                        | 779 455                       |
| 453          | BB BARBADOS                         | 0                              | 591                           | 0                            | 4 345                         |
| 454          | AG ANTIGUA AND BARBUDA              | 0                              | 682                           | 0                            | 9 390                         |
| 455          | AI ANGUILLA                         | 0                              | 646                           | 0                            | 12 536                        |
| 457          | BM BERMUDA                          | 0                              | 366                           | 0                            | 97 544                        |
| 458          | CV CAPE VERDE                       | 0                              | 465                           | 0                            | 5 492                         |
| 459          | KY CAYMAN ISLANDS                   | 0                              | 211                           | 0                            | 9 220                         |
| 460          | DM DOMINICA                         | 0                              | 6                             | 0                            | 4                             |

**K3. IMPOR KAWASAN BERIKAT / BOUND ZONE IMPORT**  
**MENURUT NEGARA ASAL / BY COUNTRY OF ORIGIN**  
**\*\* NOVEMBER / NOVEMBER 2013 \*\***

| Kode<br>Code        | Negara Asal<br>Country of Origin  | Berat Bersih / Net Weight (Kg) |                               | Nilai CIF / CIF Value (US\$) |                               |
|---------------------|-----------------------------------|--------------------------------|-------------------------------|------------------------------|-------------------------------|
|                     |                                   | Bulan ini<br>Current month     | Kumulatif<br>Cum. Jan to date | Bulan ini<br>Current month   | Kumulatif<br>Cum. Jan to date |
| 464                 | GL GREENLAND                      | 19 168                         | 396 965                       | 59 984                       | 975 561                       |
| 465                 | GD GRENADA                        | 0                              | 3                             | 0                            | 111                           |
| 467                 | AN NETHERLANDS ANTILLES           | 0                              | 11                            | 0                            | 123                           |
| 473                 | KN SAINT KITTS AND NEVIS          | 0                              | 3 900                         | 0                            | 18 552                        |
| 511                 | GB UNITED KINGDOM                 | 653 175                        | 39 365 013                    | 4 346 777                    | 82 363 181                    |
| 512                 | NL NETHERLANDS                    | 541 834                        | 8 674 023                     | 2 781 862                    | 64 360 093                    |
| 513                 | FR FRANCE                         | 331 884                        | 7 626 095                     | 6 219 030                    | 76 992 952                    |
| 514                 | DE GERMANY, FED. REP. OF          | 9 426 167                      | 48 209 819                    | 16 300 917                   | 188 861 476                   |
| 515                 | AT AUSTRIA                        | 219 126                        | 3 213 183                     | 1 518 290                    | 13 399 145                    |
| 516                 | BE BELGIUM                        | 1 348 497                      | 7 740 236                     | 2 754 109                    | 30 629 576                    |
| 517                 | CH SWITZERLAND                    | 514 250                        | 4 127 172                     | 4 244 782                    | 40 025 236                    |
| 518                 | LU LUXEMBOURG                     | 1 743                          | 102 542                       | 25 953                       | 1 412 545                     |
| 520                 | MC MONACO                         | 0                              | 5                             | 0                            | 218                           |
| 521                 | DK DENMARK                        | 273 018                        | 962 653                       | 1 052 301                    | 7 338 656                     |
| 522                 | NO NORWAY                         | 1 103 477                      | 1 976 713                     | 1 902 019                    | 9 137 961                     |
| 523                 | SE SWEDEN                         | 1 829 151                      | 22 908 876                    | 2 541 140                    | 24 577 076                    |
| 524                 | FI FINLAND                        | 466 641                        | 5 075 850                     | 821 448                      | 6 648 003                     |
| 525                 | IE IRELAND                        | 30 216                         | 536 375                       | 130 185                      | 2 297 860                     |
| 526                 | IT ITALY                          | 1 027 677                      | 19 503 232                    | 9 214 759                    | 112 817 753                   |
| 527                 | ES SPAIN                          | 422 347                        | 2 854 165                     | 1 311 899                    | 96 497 859                    |
| 528                 | PT PORTUGAL                       | 1 337                          | 258 013                       | 32 014                       | 1 717 231                     |
| 529                 | IS ICELAND                        | 0                              | 130 020                       | 0                            | 177 601                       |
| 530                 | MS MONTSERRAT                     | 0                              | 3                             | 0                            | 441                           |
| 531                 | GR GREECE                         | 371 658                        | 4 159 718                     | 1 555 184                    | 8 577 189                     |
| 533                 | AD ANDORRA                        | 0                              | 15                            | 0                            | 68                            |
| 534                 | LI LIECHTENSTEIN                  | 1 113                          | 12 489                        | 48 791                       | 503 343                       |
| 540                 | CD DEMOCRATIC REP. OF THE CONGO   | 336 873                        | 1 717 028                     | 841 004                      | 4 288 384                     |
| 542                 | HU HUNGARY                        | 21 023                         | 1 873 401                     | 552 943                      | 5 550 710                     |
| 543                 | PL POLAND                         | 120 858                        | 6 112 613                     | 650 676                      | 12 819 393                    |
| 544                 | RO ROMANIA                        | 784                            | 48 505                        | 37 599                       | 721 476                       |
| 545                 | BG BULGARIA                       | 44 620                         | 354 885                       | 293 754                      | 2 153 100                     |
| 549                 | AM ARMENIA                        | 0                              | 1 026                         | 0                            | 19 118                        |
| 550                 | AZ AZERBAIJAN                     | 0                              | 7                             | 0                            | 79                            |
| 551                 | BY BELARUS                        | 0                              | 38                            | 0                            | 514                           |
| 552                 | KZ KAZAKHSTAN                     | 2                              | 33                            | 665                          | 9 736                         |
| 553                 | KG KYRGYZSTAN                     | 9 806                          | 251 697                       | 127 461                      | 725 183                       |
| 554                 | MD MOLDOVA, REPUBLIC OF           | 0                              | 59 549                        | 0                            | 488 930                       |
| 555                 | TJ TAJIKISTAN                     | 0                              | 210                           | 0                            | 1 644                         |
| 556                 | TM TURKMENISTAN                   | 0                              | 6                             | 0                            | 97                            |
| 557                 | UA UKRAINE                        | 24 845 681                     | 80 114 354                    | 7 286 098                    | 23 917 915                    |
| 559                 | LT LITHUANIA                      | 70                             | 671                           | 1 122                        | 143 270                       |
| 560                 | LV LATVIA                         | 535                            | 5 053                         | 15 115                       | 152 309                       |
| 561                 | EE ESTONIA                        | 0                              | 208 991                       | 0                            | 179 215                       |
| 562                 | GE GEORGIA                        | 27                             | 377                           | 1 226                        | 39 051                        |
| 563                 | HR CROATIA                        | 1 987                          | 19 968                        | 25 484                       | 246 700                       |
| 565                 | MT MALTA                          | 1 883                          | 221 248                       | 37 350                       | 205 554                       |
| 566                 | SK SLOVAKIA                       | 152 347                        | 759 214                       | 381 177                      | 1 661 097                     |
| 567                 | SI SLOVENIA                       | 201                            | 96 806                        | 7 752                        | 634 245                       |
| 568                 | CZ CZECH REPUBLIC                 | 8 067 845                      | 90 621 921                    | 7 552 641                    | 83 689 896                    |
| 569                 | GS SOUTH GEORGIA AND THE SOUTH SA | 0                              | 36                            | 0                            | 1 059                         |
| 571                 | FO FAEROE ISLANDS                 | 0                              | 8                             | 0                            | 39                            |
| 572                 | RU RUSSIA FEDERATION              | 8 038 150                      | 21 623 561                    | 5 599 285                    | 25 332 072                    |
| 573                 | RS SERBIA                         | 0                              | 1 258                         | 0                            | 26 180                        |
| <b>TOTAL IMPORT</b> |                                   | <b>729 472 850</b>             | <b>7 469 094 180</b>          | <b>1 774 575 114</b>         | <b>20 148 922 308</b>         |

**K4. IMPOR KAWASAN BERIKAT / BOUND ZONE IMPORT**  
**MENURUT PROPINSI DAN PELABUHAN IMPOR / BY PROVINCE AND PORT OF IMPORTATION**  
**\*\* NOVEMBER /NOVEMBER 2013 \*\***

| Kode Code | Propinsi / Pelabuhan Impor<br>Province / Port of Impotation | Berat Bersih / Net Weight (Kg) |                               | Nilai CIF / CIF Value (US\$) |                               |
|-----------|---|--------------------------------|-------------------------------|------------------------------|-------------------------------|
|           |   | Bulan ini<br>Current month     | Kumulatif<br>Cum. Jan to date | Bulan ini<br>Current month   | Kumulatif<br>Cum. Jan to date |
|           | <b>SUMATERA UTARA</b>                                       | <b>16 910 629</b>              | <b>230 920 105</b>            | <b>27 028 180</b>            | <b>353 419 978</b>            |
| 144       | IDBLW BELAWAN   | 16 902 832                     | 230 894 138                   | 26 848 827                   | 352 147 571                   |
| 166       | IDMES MEDAN / POLONIA (U)                                   | 7 797                          | 25 967                        | 179 353                      | 1 272 407                     |
|           | <b>RIAU</b>   | <b>8 829 839</b>               | <b>72 800 991</b>             | <b>12 282 684</b>            | <b>71 158 490</b>             |
| 225       | IDDUM DUMAI   | 6 999 431                      | 63 798 941                    | 5 053 589                    | 37 762 688                    |
| 235       | IDSUQ SUNGAI GUNTUNG  | 1 370 771                      | 7 207 900                     | 5 513 447                    | 24 797 174                    |
| 242       | IDTEM TEMBILAHAN  | 459 632                        | 1 781 529                     | 1 714 379                    | 8 537 536                     |
| 243       | IDKEN KUALA ENOK  | 5                              | 30                            | 1 269                        | 3 757                         |
| 273       | IDPAK PEKAN BARU  | 0                              | 12 591                        | 0                            | 57 335                        |
|           | <b>KEPULAUAN RIAU</b>                                       | <b>6 780 509</b>               | <b>90 450 160</b>             | <b>10 589 920</b>            | <b>438 551 273</b>            |
| 248       | IDTBK TANJUNG BALAI KARIMUN                                 | 6 780 509                      | 71 886 100                    | 10 589 920                   | 190 794 213                   |
| 250       | IDTAN TANJUNG UBAN  | 0                              | 17 133 872                    | 0                            | 227 595 194                   |
| 251       | IDTPN TANJUNG PINANG  | 0                              | 1 257 406                     | 0                            | 19 011 461                    |
| 262       | IDTNJ KIJANG (U)  | 0                              | 1                             | 0                            | 279 094                       |
| 263       | IDPAS PASIR PANJANG   | 0                              | 172 781                       | 0                            | 871 311                       |
|           | <b>LAMPUNG</b>  | <b>7 529 950</b>               | <b>146 956 576</b>            | <b>8 134 433</b>             | <b>81 652 958</b>             |
| 395       | IDPJG PANJANG   | 7 529 950                      | 146 956 576                   | 8 134 433                    | 81 652 958                    |
|           | <b>DKI JAKARTA</b>  | <b>337 557 914</b>             | <b>3 645 942 522</b>          | <b>1 321 935 728</b>         | <b>15 456 638 359</b>         |
| 431       | IDTPP TANJUNG PRIOK   | 319 807 998                    | 3 538 039 298                 | 1 077 007 227                | 12 241 077 359                |
| 432       | IDKLB KALIBARU  | 11 499 144                     | 45 973 574                    | 1 149 914                    | 6 511 231                     |
| 433       | IDJKT JAKARTA / PASAR IKAN                                  | 2 617 807                      | 20 452 310                    | 12 281 421                   | 96 020 780                    |
| 434       | IDCGK SOEKARNO-HATTA (U)                                    | 3 621 695                      | 41 369 003                    | 230 784 590                  | 3 104 473 599                 |
| 436       | IDHLP HALIM PERDANA KUSUMA (U)                              | 11 270                         | 108 337                       | 712 576                      | 8 555 390                     |
|           | <b>BANTEN</b>   | <b>233 426 011</b>             | <b>2 325 496 752</b>          | <b>147 895 730</b>           | <b>1 385 693 449</b>          |
| 461       | IDMRK MERAK   | 65 533 255                     | 866 178 116                   | 66 516 501                   | 634 525 057                   |
| 473       | IDCGD CIGADING  | 167 892 756                    | 1 459 318 636                 | 81 379 229                   | 751 168 392                   |
|           | <b>JAWA BARAT</b>   | <b>85</b>                      | <b>27 936</b>                 | <b>1 439</b>                 | <b>70 722 849</b>             |
| 466       | IDBDO HUSEIN SASTRANEGARA                                   | 85                             | 1 726                         | 1 439                        | 83 114                        |
| 468       | IDBND GEDE BAGE-BANDUNG (PTT)                               | 0                              | 26 210                        | 0                            | 70 639 735                    |
|           | <b>JAWA TENGAH</b>  | <b>22 400 808</b>              | <b>256 022 906</b>            | <b>112 560 488</b>           | <b>1 086 741 605</b>          |
| 494       | IDTES TANJUNG EMAS  | 22 376 793                     | 255 406 518                   | 112 165 552                  | 1 080 095 581                 |
| 496       | IDSRG ACHMAD YANI (U)                                       | 22 461                         | 211 776                       | 363 193                      | 3 020 683                     |
| 497       | IDSMR SEMARANG (PTT)  | 704                            | 380 371                       | 5 924                        | 3 139 583                     |
| 498       | IDSOC JEBRES/ADI SUMARMO                                    | 850                            | 24 241                        | 25 819                       | 485 758                       |
|           | <b>DI YOGYAKARTA</b>  | <b>210</b>                     | <b>4 315</b>                  | <b>3 803</b>                 | <b>105 466</b>                |
| 531       | IDJOG ADI SUCIPTO (U)                                       | 210                            | 3 451                         | 3 803                        | 83 418                        |
| 532       | IDJOK YOGYAKARTA (PTT)                                      | 0                              | 864                           | 0                            | 22 048                        |
|           | <b>JAWA TIMUR</b>   | <b>95 873 055</b>              | <b>698 911 627</b>            | <b>131 055 245</b>           | <b>1 190 223 861</b>          |
| 562       | IDGRE GRESIK  | 21 666 012                     | 21 666 012                    | 19 817 302                   | 19 817 302                    |
| 563       | IDTPE TANJUNG PERAK   | 73 711 853                     | 671 316 715                   | 102 358 574                  | 1 075 234 626                 |
| 587       | IDSUB JUANDA (U)-SURABAYA                                   | 130 270                        | 1 347 791                     | 7 750 138                    | 81 308 492                    |
| 588       | IDSUR SURABAYA (PTT)  | 364 920                        | 4 581 109                     | 1 129 231                    | 13 863 441                    |
|           | <b>BALI</b>   | <b>49 761</b>                  | <b>345 676</b>                | <b>2 737 107</b>             | <b>10 619 289</b>             |
| 613       | IDBOA BENOA/LOLOAN  | 0                              | 171 088                       | 0                            | 21 725                        |
| 620       | IDDPS NGURAH RAI (U)  | 49 761                         | 174 588                       | 2 737 107                    | 10 597 564                    |
|           | <b>KALIMANTAN SELATAN</b>                                   | <b>0</b>                       | <b>40 452</b>                 | <b>0</b>                     | <b>407 331</b>                |
| 771       | IDBAN BANJARMASIN   | 0                              | 40 452                        | 0                            | 407 331                       |
|           | <b>KALIMANTAN TIMUR</b>                                     | <b>7 101</b>                   | <b>14 155</b>                 | <b>147 937</b>               | <b>307 643</b>                |
| 803       | IDBPP BALIKPAPAN  | 6 788                          | 10 510                        | 126 198                      | 238 378                       |
| 814       | IDBPN SEPINGGAN (U)   | 313                            | 3 645                         | 21 739                       | 69 265                        |
|           | <b>SULAWESI UTARA</b>                                       | <b>106 978</b>                 | <b>1 160 007</b>              | <b>202 420</b>               | <b>2 679 757</b>              |
| 835       | IDBIT BITUNG  | 106 978                        | 1 146 138                     | 202 420                      | 2 492 382                     |
| 843       | IDMDC SAM RATULANGI (U)                                     | 0                              | 13 869                        | 0                            | 187 375                       |
|           | <b>TOTAL IMPORT</b>   | <b>729 472 850</b>             | <b>7 469 094 180</b>          | <b>1 774 575 114</b>         | <b>20 148 922 308</b>         |





# DATA

## MENCERDASKAN BANGSA



**BADAN PUSAT STATISTIK**

Jl. dr. Sutomo No. 6-8 Jakarta 10710

Telp. : (021) 3841195, 3842508, 3810291-4, Fax. : (021) 3857046

Homepage : <http://www.bps.go.id> E-mail : [bpsdq@bps.go.id](mailto:bpsdq@bps.go.id)

ISSN 0126-3668



9 770126 366007 >