



Katalog BPS : 7103012

STATISTIK HARGA PRODUSEN PERTANIAN

Agricultural Producer Price Statistics

Subsektor Tanaman Pangan, Hortikultura
dan Tanaman Perkebunan Rakyat

Food Crops, Horticulture, and Smallholder Tree Crops Subsector

(Data 2013)



BADAN PUSAT STATISTIK
Statistics Indonesia



STATISTIK HARGA PRODUSEN PERTANIAN

Agricultural Producer Price Statistics

Subsektor Tanaman Pangan, Hortikultura
dan Tanaman Perkebunan Rakyat

Food Crops, Horticulture, and Smallholder Tree Crops Subsector

(Data 2013)



BADAN PUSAT STATISTIK
Statistics Indonesia

STATISTIK HARGA PRODUSEN PERTANIAN SUBSEKTOR TANAMAN PANGAN, HORTIKULTURA, DAN TANAMAN PERKEBUNAN RAKYAT (DATA 2013)

ISSN. 2338-0209

No. Publikasi: 06240.1404

Katalog BPS: 7103012

Ukuran Buku: 21 Cm x 29 Cm

Naskah:

Subdirektorat Statistik Harga Perdesaan

Gambar Kulit:

Subdirektorat Statistik Harga Perdesaan

Diterbitkan oleh:

Badan Pusat Statistik Republik Indonesia

Dicetak oleh:

Badan Pusat Statistik Republik Indonesia

Boleh dikutip dengan menyebut sumbernya

KATA PENGANTAR

Publikasi Statistik Harga Produsen Pertanian Subsektor Tanaman Pangan, Tanaman Hortikultura, dan Tanaman Perkebunan Rakyat ini merupakan seri publikasi tahunan yang diterbitkan oleh Badan Pusat Statistik. Publikasi ini menyajikan data harga produsen berbagai komoditas hasil pertanian di perdesaan selama tahun 2013. Data yang disajikan dikumpulkan melalui Survei Harga Perdesaan yang dilakukan setiap bulan di 32 provinsi di Indonesia tidak termasuk Provinsi DKI Jakarta.

Kepada semua pihak yang telah memberikan kontribusi, disampaikan penghargaan dan terima kasih. Semoga Statistik yang disajikan dalam publikasi ini memberi manfaat untuk memenuhi kebutuhan para pengguna data dan dapat dijadikan acuan dalam pengambilan kebijakan. Kritik dan saran dari semua pihak sangat diharapkan untuk perbaikan yang akan datang.

Jakarta, April 2014

Kepala Badan Pusat Statistik



Dr. Suryamin, M.Sc.

PREFACE

Publication of Agricultural Producer Price Statistics of Food Crops, Horticulture Crops, and Smallholder Estate Crops Subsector is an annual series of publication issued by BPS-Statistics Indonesia. The publication provides producer price data of various agricultural commodities in rural areas during 2013. The data presented were collected through the Rural Price Survey conducted every month in 32 provinces in Indonesia excluding DKI Jakarta.

To all parties who have contributed, I would like to express my high appreciation and gratitude. Hopefully, the statistics presented in this publication provide benefits to meet the needs of data users and can be used as a reference in policy making. Criticisms and suggestion to improve the contents of this publication are always welcome.

Jakarta, April 2014

BPS-Statistics Indonesia



Dr. Suryamin, M.Sc.
Chief Statistician

DAFTAR ISI/ CONTENTS

	Halaman <i>Page</i>
Kata Pengantar/ <i>Preface</i>	iii
Daftar Isi/ <i>Contents</i>	v
Daftar Grafik/ <i>List of Graphs</i>	vi
Daftar Tabel/ <i>List of Tables</i>	vii
Penjelasan Ringkas/ <i>Executive Summary</i>	
1 Pendahuluan/ <i>Preliminary</i>	1
1.1 Latar Belakang/ <i>Background</i>	1
1.2 Cakupan Data/ <i>Data Coverage</i>	2
2 Konsep dan Definisi/ <i>Concepts and Definitions</i>	3
2.1 Petani/ <i>Farmer</i>	3
2.2 Harga Produsen/ <i>Producer Price</i>	3
2.3 Satuan/ <i>Unit</i>	3
3 Metodologi/ <i>Methodology</i>	5
3.1 Metode Pengumpulan Data/ <i>Data Collection Method</i>	5
3.2 Metode Penghitungan Rata-rata Harga/ <i>Calculation of Average Price</i> ...	5
4 Ulasan Singkat/ <i>Reviews</i>	7
Tabel-tabel/ <i>Tables</i>	13

DAFTAR GRAFIK/LIST OF GRAPH

	Halaman <i>Page</i>
1. Harga Produsen Kacang Tanah dan Ketela Rambat,2013/ <i>Producer Price of Peanut and Sweet Potatoes, 2013</i>	8
2. Persentase Perubahan Harga Produsen Bawang Merah, 2013/ <i>Red Onion Producer Price Changes Percentage, 2013</i>	9
3. Persentase Perubahan Harga Alpukat dan Melon, 2013/ <i>Avocado and Melon Price Changes Percentage, 2013</i>	10
4. Harga Produsen Kelapa Sawit dan Pinang (Rp/100 Kg), 2013/ <i>Producer Price of Palm Oil and Areca Nut (Rp/100 Kg), 2013</i>	11

DAFTAR TABEL/LIST OF TABLES

		Halaman <i>Page</i>
1.	SUBSEKTOR TANAMANPANGAN/ <i>FOOD CROPS SUBSECTOR</i>	
1.1	Harga Produsen Jagung Pipilan/Pocelan (Rp/100 Kg) <i>Producer Price of Loose Maize (Rp/100 Kg)</i>	15
1.2	Harga Produsen Kacang Hijau (Rp/100 Kg) <i>Producer Price of Mung Bean (Rp/100 Kg)</i>	18
1.3	Harga Produsen Kacang Kedelai (Rp/100 Kg) <i>Producer Price of Soybean (Rp/100 Kg)</i>	21
1.4	Harga Produsen Kacang Tanah (Rp/100 Kg) <i>Producer Price of Peanut (Rp/100 Kg)</i>	24
1.5	Harga Produsen Ketela Pohon (Rp/100 Kg) <i>Producer Price of Cassava (Rp/100 Kg)</i>	27
1.6	Harga Produsen Ketela Rambat (Rp/100 Kg) <i>Producer Price of Sweet Potatoes (Rp/100 Kg)</i>	31
2.	SUBSEKTOR TANAMAN HORTIKULTURA/ <i>HORTICULTURE SUBSECTOR</i>	
2.1	KELOMPOK SAYUR-SAYURAN/<i>GROUP OF VEGETABLES</i>	
2.1.1	Harga Produsen Daun Bawang (Rp/100 Kg) <i>Producer Price of Welch Onion (Rp/100 Kg)</i>	35
2.1.2	Harga Produsen Bawang Merah (Rp/100 Kg) <i>Producer Price of Red Onions (Rp/100 Ks)</i>	38
2.1.3	Harga Produsen Bawang Putih (Rp/100 Kg) <i>Producer Price of Garlic (Rp/100 Kg)</i>	41
2.1.4	Harga Produsen Bayam (Rp/100 Kg) <i>Producer Price of Spinach (Rp/100 Kg)</i>	44
2.1.5	Harga Produsen Buncis (Rp/100 Kg) <i>Producer Price of Snaps (Rp/100 Kg)</i>	47
2.1.6	Harga Produsen Cabe Merah (Rp/100 Kg) <i>Producer Price of Red Chilli (Rp/100 Ks)</i>	50
2.1.7	Harga Produsen Cabe Rawit (Rp/100 Kg) <i>Producer Price of Small Chilli (Rp/100 Kg)</i>	53
2.1.8	Harga Produsen Kacang Panjang (Rp/100 Kg) <i>Producer Price of Yardlong Bean (Rp/100 Kg)</i>	56

2.1.9	Harga Produsen Kacang Merah (Rp/100 Kg) <i>Producer Price of Red Beans (Rp/100 Kg)</i>	59
2.1.10	Harga Produsen Kangkung (Rp/100 Kg) <i>Producer Price of Kangkong (Rp/100 Kg)</i>	62
2.1.11	Harga Produsen Kentang (Rp/100 Kg) <i>Producer Price of Potatoes (Rp/100Kg)</i>	65
2.1.12	Harga Produsen Ketimun (Rp/100 Kg) <i>Producer Price of Cucumber (Rp/100 Kg)</i>	68
2.1.13	Harga Produsen Kol/Kubis (Rp/100 Kg) <i>Producer Price of Cabbage (Rp/100 Kg)</i>	71
2.1.14	Harga Produsen Lobak (Rp/100 Kg) <i>Producer Price of Radish (Rp/100 Kg)</i>	74
2.1.15	Harga Produsen Melinjo (Rp/100 Kg) <i>Producer Price of Genetum Gnemon (Rp/100 Kg)</i>	77
2.1.16	Harga Produsen Nangka Muda (Rp/100 Kg) <i>Producer Price of Young Jackfruits (Rp/100 Kg)</i>	80
2.1.17	Harga Produsen Petai (Rp/10 Papan) <i>Producer Price of Twisted Cluster Bean (Rp/10 Pad)</i>	83
2.1.18	Harga Produsen Sawi (Rp/100 Kg) <i>Producer Price of Mustard (Rp/100 Kg)</i>	86
2.1.19	Harga Produsen Terong Panjang (Rp/100 Kg) <i>Producer Price of Long Eggplant (Rp/100 Kg)</i>	89
2.1.20	Harga Produsen Tomat Sayur (Rp/100 Kg) <i>Producer Price of Tomatoes (Rp/100 Kg)</i>	92
2.1.21	Harga Produsen Wortel (Rp/100 Kg) <i>Producer Price of Carrots (Rp/100 Kg)</i>	95
2.2	KELOMPOK BUAH-BUAHAN/GROUP OF FRUITS	
2.2.1	Harga Produsen Alpukat (Rp/100 Kg) <i>Producer Price of Avocado (Rp/100 Kg)</i>	101
2.2.2	Harga Produsen Apel (Rp/100 Kg) <i>Producer Price of Apple (Rp/100 Kg)</i>	104
2.2.3	Harga Produsen Belimbing (Rp/Kg) <i>Producer Price of Starfruits (Rp/100 Kg)</i>	107
2.2.4	Harga Produsen Duku (Rp/100 Kg) <i>Producer Price of Lanzones (Rp/100 Kg)</i>	110
2.2.5	Harga Produsen Durian (Rp/10 Buah) <i>Producer Price of Durians (Rp/10 Piece)</i>	113

2.2.6	Harga Produsen Jambu Biji (Rp/100 Kg) <i>Producer Price of Guava (Rp/100 Kg)</i>	116
2.2.7	Harga Produsen Jeruk Keprok/Siam (Rp/100 Kg) <i>Producer Price of Tangerines (Rp/100 Kg)</i>	119
2.2.8	Harga Produsen Langsung (Rp/100 Kg) <i>Producer Price of Langsung (Rp/100 Kg)</i>	122
2.2.9	Harga Produsen Mangga (Rp/100 Kg) <i>Producer Price of Mangoes (Rp/100 Kg)</i>	125
2.2.10	Harga Produsen Melon (Rp/100 Kg) <i>Producer Price of Melon (Rp/100 Kg)</i>	128
2.2.11	Harga Produsen Nanas (Rp/10 Buah) <i>Producer Price of Pineapple (Rp/10 Piece)</i>	131
2.2.12	Harga Produsen Nangka (Rp/100 Kg) <i>Producer Price of Jackfruits (Rp/100 Kg)</i>	134
2.2.13	Harga Produsen Pepaya (Rp/100 Kg) <i>Producer Price of Papaya (Rp/100 Kg)</i>	137
2.2.14	Harga Produsen Pisang (Rp/Sisir) <i>Producer Price of Bananas (Rp/10 Comb)</i>	140
2.2.15	Harga Produsen Rambutan (Rp/100 Kg) <i>Producer Price of Rambutans (Rp/100 Kg)</i>	143
2.2.16	Harga Produsen Salak (Rp/100 Kg) <i>Producer Price of Salacca (Rp/100 Kg)</i>	146
2.2.17	Harga Produsen Sawo (Rp/100 Kg) <i>Producer Price of Sapodilla/StarApple (Rp/100 Kg)</i>	149
2.2.18	Harga Produsen Semangka (Rp/100 Kg) <i>Producer Price of Watermelon (Rp/100 Kg)</i>	152
2.2.19	Harga Produsen Sirsak (Rp/100 Kg) <i>Producer Price of Soursop (Rp/100 Kg)</i>	155
3.	SUBSEKTOR TANAMAN PERKEBUNAN RAKYAT/ SMALLHOLDERS ESTATE CROPS SUBSECTOR	
3.1	Harga Produsen Kelapa Belum Dikupas (Rp/100 Butir) <i>Producer Price of Unpeeled Coconut (Rp/100 Grain)</i>	161
3.2	Harga Produsen Kopi Biji Kering (Rp/100 Kg) <i>Producer Price of Dry Coffee Bean (Rp/100 Kg)</i>	164
3.3	Harga Produsen Coklat/Kakao (Rp/100 Kg) <i>Producer Price of Cocoa (Rp/100 Kg)</i>	167
3.4	Harga Produsen Karet (Rp/Kg) <i>Producer Price of Rubber (Rp/100 Kg)</i>	170

3.5	Harga Produsen Cengkeh (Rp/Kg) <i>Producer Price of Clove (Rp/Kg)</i>	173
3.6	Harga Produsen Lada/Merica (Rp/Kg) <i>Producer Price of Pepper (Rp/Kg)</i>	176
3.7	Harga Produsen Pala (Rp/Kg) <i>Producer Price of Nutmeg (Rp/Kg)</i>	179
3.8	Harga Produsen Biji Jambu Mete (Rp/100 Kg) <i>Producer Price of Cashew Nut (Rp/100 Kg)</i>	182
3.9	Harga Produsen Sereh (Rp/Kg) <i>Producer Price of Lemongrass (Rp/Kg)</i>	185
3.10	Harga Produsen Kemiri (Rp/Kg) <i>Producer Price of Candlenut (Rp/Kg)</i>	188
3.11	Harga Produsen Kelapa Sawit (Rp/100 Kg) <i>Producer Price of Palm Oil (Rp/100 Kg)</i>	191
3.12	Harga Produsen Pinang (Rp/100 Kg) <i>Producer Price of Areca Nut (Rp/100 Kg)</i>	194

1. PENDAHULUAN

1.1. LATAR BELAKANG

Salah satu tujuan pembangunan sektor pertanian adalah untuk meningkatkan kesejahteraan masyarakat perdesaan khususnya para petani melalui peningkatan dan pemerataan pendapatan. Keberhasilan program pemerintah dalam bidang pertanian salah satunya tercermin dari perkembangan harga-harga hasil produksi/komoditas pertanian yang didukung dengan peningkatan kualitas hasilnya. Namun demikian, harga yang dimaksud di atas bukanlah satu-satunya indikator untuk melihat peningkatan pendapatan para petani.

Pengumpulan data harga produsen sektor pertanian dilaksanakan setiap bulan melalui Survei Harga Produsen Perdesaan yang merupakan salah satu kegiatan rutin dalam rangka penghitungan indeks harga yang diterima petani dan indeks harga yang dibayar petani untuk biaya produksi.

Data yang disajikan dalam publikasi ini adalah data harga 2013 yang dirinci menurut bulan dan provinsi. Maksud dan tujuan dari publikasi ini adalah untuk mengetahui perkembangan dan kesinambungan harga produsen berbagai komoditas hasil pertanian, khususnya Subsektor Tanaman Pangan, Tanaman Hortikultura, dan Tanaman Perkebunan Rakyat.

1. INTRODUCTION

1.1. BACKGROUND

One of the agricultural development purpose is to improve the welfare of rural communities especially farmers through an increase and equitable distribution of income. The success of government programs in agriculture is reflected by the development of producer price of agricultural commodities supported by an increase in the quality of the results. However, the prices referred are not the only indicator to see an increasing in farmers' income.

Data collection of producer price on agricultural sector are implemented every month through the Rural Price Survey which is one of the routine activities in order to calculate the index of price received by farmers and the index of price paid by farmers for production cost.

The data presented in this publication is defined as price data on 2013 which is classified by month and province. The purpose of this publication is to determine the development and sustainability of producer prices for agricultural commodities especially in Food Crops, Horticulture Crops and Smallholders Estate Crops Subsector.

1.2. CAKUPAN DATA

Dalam publikasi ini disajikan data harga beberapa komoditas hasil pertanian meliputi tiga subsektor, yaitu Tanaman Pangan, Tanaman Hortikultura, dan Tanaman Perkebunan Rakyat (TPR). Daerah yang dicakup meliputi seluruh provinsi di Indonesia kecuali DKI Jakarta (32 provinsi).

1.2. DATA COVERAGE

This publication present the price of agricultural commodities in three subsectors, namely Food Crops, Horticulture Crops and Smallholders Estate Crops. The covered area includes all provinces in Indonesia except DKI Jakarta (32 provinces).

<http://www.bps.go.id>

2. KONSEP DAN DEFINISI

Dalam pengumpulan data harga produsen konsep dan definisi beberapa variabel yang digunakan sebagai berikut:

2.1 Petani

Petani adalah orang yang mengusahakan/mengelola usaha pertanian atas resiko sendiri baik pertanian tanaman pangan, tanaman hortikultura, tanaman perkebunan rakyat, peternakan, dan perikanan yang bertujuan sebagian atau seluruh hasil produksinya untuk dijual.

2.2 Harga Produsen

Harga produsen (*farm gate*) adalah harga transaksi antara petani (penghasil) dan pembeli (pedagang pengumpul/ tengkulak) untuk setiap komoditas menurut satuan setempat.

2.3 Satuan

Satuan yang digunakan adalah satuan yang lazim dipakai untuk pembelian atau penjualan secara partai besar. Satuan dari masing-masing jenis barang harus jelas dan tegas, misalnya: kg, kwintal (100 kg), 10 buah, ikat dan sebagainya. Satuan setempat yang umumnya dipakai di daerah sebelumnya harus dikonversi terlebih dahulu agar sesuai dengan satuan baku yang ada pada daftar isian.

2. CONCEPTS AND DEFINITIONS

In the producer price data collection, concepts and definitions of some variables that are used as follows:

2.1 Farmer

Farmers is a person who undertakes/manages agricultural businesses at his own risk for food crops, horticultural crops, smallholders estate crops, livestock, and fisheries that aimed part or all of their products for sale.

2.2 Producer Price

Producer price (farm gate) is the transaction price between farmers (producers) and buyers (traders/middlemen) for each commodity according to the local unit.

2.3 Unit

The unit used in collecting data is the standard unit commonly used for the purchase or sale of wholesales. Units of each type of goods must be clear and unequivocal for example: kg, quintals (100 kg), 10 pieces, belts and so on. The local unit is commonly used in the area must be converted so that matching with the standard units on questionnaire.

3. METODOLOGI

3.1 Metode Pengumpulan Data

Pengumpulan data harga produsen sektor pertanian dilakukan dengan menggunakan Daftar HD-1 (Subsektor Tanaman Pangan), Daftar HD-2 (Subsektor Tanaman Hortikultura), dan Daftar HD-3 (Subsektor Tanaman Perkebunan Rakyat). Pelaksanaan pencatatan daftar HD tersebut dilakukan oleh Koordinator Statistik Kecamatan (KSK) dengan wawancara langsung ke petani yang menjual hasil pertanian pada periode tanggal 1 sampai dengan tanggal 15 setiap bulan, sedangkan pencatatan data harganya setiap tanggal 15.

Pencatatan data harga setiap komoditas dilakukan terhadap 2-3 petani, dan selanjutnya harga yang terbanyak muncul (modus) atau rata-rata harga dari petani-petani tersebut dicatat dalam daftar isian. Perbedaan harga yang mencolok antar provinsi dimungkinkan karena adanya perbedaan kualitas/ukuran/volume/besaran.

3.2. Metode Penghitungan Rata-rata Harga

Formula penghitungan rata-rata harga tiap komoditas di masing-masing provinsi untuk Januari menggunakan rata-rata aritmatika. Selanjutnya untuk penghitungan Februari sampai Desember menggunakan relatif harga, yaitu rasio rata-rata harga setiap jenis barang/jasa bulan bersangkutan dengan rata-rata harga setiap jenis barang/jasa bulan

3. METHODOLOGY

3.1 Data Collection Method

The collection of producer prices of agricultural sector performed by using the questionnaire of HD-1 (Food Crops Subsector), HD-2 (Horticulture Crops Subsector) and HD-3 (Smallholders Estate Crops Subsector). Implementation of HD list recording is conducted by the Statistics Coordinator at Subdistrict level through a direct interview with farmers who sell agricultural products during the period of 1st to 15th day of each month, while recording of the price data is every 15th.

The price data recording of each commodity is carried out on 2-3 farmers, and the most frequent price that appears (mode) or the average price of these farmers are recorded in the questionnaire. A striking difference in price between provinces is possible because of the difference in the quality/size/volume/mass.

3.2. Calculation of Average Price

The average price calculation formula for each commodity in each province for January is using the arithmetic mean. Furthermore, for the calculation of February to December are using the relative price that is the ratio of average price of the respective month to average price of the previous month. When using mathematical notation

sebelumnya. Bila menggunakan notasi *the computation is as follows:*
matematika maka penghitungannya adalah
sebagai berikut:

$$\bar{P}_{(Jan)} = \frac{\sum_{i=1}^n P_{(Jan)i}}{n}$$

dimana

$$\bar{P}_{(Jan)} = \text{rata-rata harga Januari}$$

$$n = \text{jumlah observasi}$$

kemudian,

$$P_{kt} = P_{k(t-1)} \times \frac{RH_{k(t)}}{100}$$

Dimana,

$$P_{kt} = \text{Harga jenis barang } i \text{ pada bulan } t$$

k = jenis barang

t = bulan ke-t

$$RH_t = \frac{\bar{P}_t}{\bar{P}_{t-1}} \times 100$$

$$\bar{P}_{(Jan)} = \frac{\sum_{i=1}^n P_{(Jan)i}}{n}$$

where :

$$\bar{P}_{(Jan)} = \text{average initial price}$$

n = number of observations

then,

$$P_{kt} = P_{k(t-1)} \times \frac{RH_{k(t)}}{100}$$

where,

$$P_{kt} = \text{price of commodity } i \text{ in } t\text{-th}$$

$$\text{month}$$

k = types of commodity

t = t-month

$$RH_t = \frac{\bar{P}_t}{\bar{P}_{t-1}} \times 100$$

Sedangkan untuk rata-rata harga nasional per *As for the national average price commodity*
komoditas merupakan rata-rata harga dari *is the average prices of each province.*
komoditas masing-masing provinsi.

4. ULASAN SINGKAT

Selama periode 2013 perkembangan harga produsen sektor pertanian secara umum mengalami kenaikan. Harga produsen Subsektor Tanaman Pangan, khususnya kelompok palawija cenderung meningkat. Sedangkan subsektor Tanaman Hortikultura menunjukkan fluktuasi harga yang lebih beragam dibandingkan Subsektor Tanaman Pangan dan Tanaman Perkebunan Rakyat. Fluktuasi harga pada Subsektor Tanaman Hortikultura terutama terlihat pada komoditas sayur-sayuran yaitu cabe rawit, cabe merah, bawang merah dan bawang putih. Harga pada komoditas buah-buahan cenderung naik kecuali untuk beberapa komoditas seperti melon dan apel yang cenderung turun. Harga produsen Subsektor Tanaman Perkebunan Rakyat cenderung naik kecuali serih dan karet yang harganya cenderung turun.

Kacang hijau mengalami rata-rata kenaikan harga produsen yang paling besar dibandingkan komoditas lain di kelompok palawija selama periode 2013, yaitu mencapai 10,43 persen. Secara rata-rata nasional harga produsen kacang hijau per 100 kg pada 2013 sebesar Rp1.151.924. Rata-rata harga produsen kacang hijau terendah terjadi di Provinsi Sulawesi Tenggara sebesar Rp595.813 sedangkan yang tertinggi di Provinsi Bengkulu sebesar Rp2.715.125. Pada Juli harga produsen kacang hijau secara nasional mengalami kenaikan tertinggi selama

4. REVIEW

During the period of 2013 the development of producer prices of agricultural sector in general has increased. The producer price of Food Crops Subsector, particularly secondary food crops was likely to increase. While Horticulture Crops showed a more diverse price fluctuations than Food Crops and Smallholders Estate Crops. Price fluctuations of Horticulture Crops mainly seen in vegetable commodities namely small chilli, red chilli, red onion and garlic. Prices of fruits tend to rise except for several commodities such as apple and melon price which tends to fall. The producer price of Smallholders Estate Crops Subsector tends to rise unless lemongrass and rubber whose price tends to go down.

Mung beans experienced an average increased in producer prices than most other commodities in food crops during the period of 2013, which reached 10,43 percent. In national average producer price of mung bean per 100 kg in 2013 was Rp1.151.924. The lowest average producer prices of mung bean occurred in Sulawesi Tenggara Province by Rp 595.813 while the highest was in Bengkulu Province for Rp2.715.125. In July, the highest producer price of mung bean during 2013, which was up 1,60 percent (from Rp1.141.399 to Rp1.159.660). It is mainly influenced by the increase on producer price of mung bean in the province

2013, yaitu naik 1,60 persen (dari Rp1.141.399 menjadi Rp1.159.660). Hal ini terutama dipengaruhi naiknya harga produsen kacang hijau di Provinsi Maluku Utara dan Sulawesi Tengah yang masing-masing mencapai 8,08 persen dan 6,38 persen (tabel 1.2). Harga produsen kacang tanah dan ketela rambat juga mengalami kenaikan selama 2013, meskipun persentase kenaikan harganya lebih kecil dibandingkan kacang hijau. Harga produsen kacang tanah mengalami kenaikan tertinggi pada Juli 2013 sebesar 2,38 persen (dari Rp1.166.091 menjadi Rp1.193.900). Ketela rambat juga mengalami kenaikan tertinggi pada Juli 2013 sebesar 1,82 persen (dari Rp315.189 menjadi Rp320.919).

of Maluku and Sulawesi Tengah, respectively by 8,08 percent and 6,38 percent (table 1.2). Producer price of peanuts and sweet potatoes also rose during 2013, despite the percentage of price increment is smaller than the mung beans. The highest increase of peanuts producer price occurred in July 2013 for 2,38 percent (from Rp1.166.091 to Rp1.193.900). Sweet potatoes also experienced the highest increase in July for 1,82 percent (from Rp315.189 to Rp320.919)

Grafik 1 Harga Produsen Kacang Tanah dan Ketela Rambat, 2013
Graph 1 *Producer Price of Peanut and Sweet Potatoes, 2013*



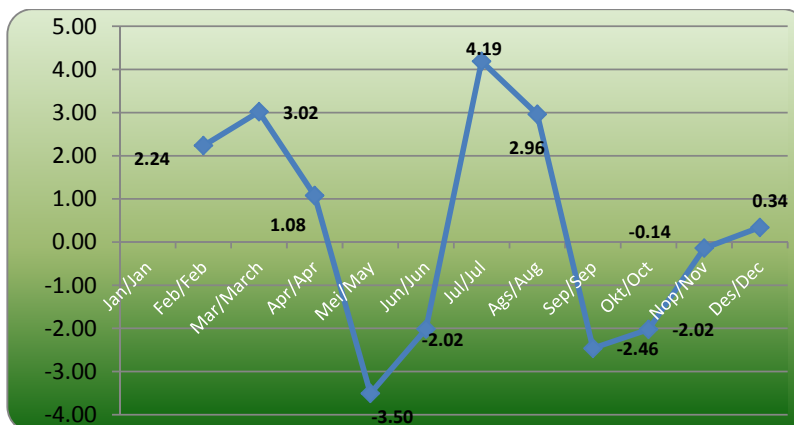
Komoditas bawang merah, cabe merah dan cabe rawit merupakan komoditas Subsektor Tanaman Hortikultura kelompok sayur-sayuran yang harganya sangat fluktuatif. Komoditas bawang merah selama 2013 mengalami kenaikan sebesar 8,73

Red onion, red chilli and small chilli are some product of Horticulture Subsector in vegetables group which are very fluctuates. During 2013, red onion experienced an increase for 8,73 percent. with the highest average price increase occurred in Sulawesi

persen dengan rata-rata kenaikan harga terbesar terjadi di Provinsi Sulawesi Utara yaitu 29,01 persen dan rata-rata penurunan harga terbesar terjadi di Provinsi Banten yaitu 40,41 persen. Secara rata-rata harga cabe merah pada 2013 sebesar Rp1.952.310 dengan kenaikan sebesar 6,42 persen. Harga cabe merah tertinggi di Provinsi Kepulauan Riau sebesar Rp5.260.592 dan terendah di Provinsi Gorontalo sebesar Rp938.192. Sedangkan rata-rata harga cabe rawit pada 2013 sebesar Rp2.444.160 dengan kenaikan rata-rata harga sebesar 5,08 persen. Kenaikan terbesar terjadi pada Juli 2013 sebesar 4,00 persen dan penurunan terbesar terjadi pada September 2013 sebesar 2,10 persen. Harga tertinggi di Provinsi Maluku sebesar Rp6.335.562 dan terendah di Provinsi Banten sebesar Rp814.363. Penurunan terbesar terjadi pada September 2012 sebesar 2,10 persen. Harga tertinggi di Provinsi Maluku sebesar Rp6.335.562 dan terendah di Provinsi Banten sebesar Rp814.363.

Utara Province for 29,01 percent and the lowest average decrease was in Banten Province for 4,41 percent. The average price for red chilli per 100 kg was in 2013 is Rp1.952.310 with its increase level for 6,42 percent. The highest price of red pepper per 100 kg is in Kepulauan Riau Province by Rp5.260.592 and the lowest was in Gorontalo Province by Rp938.192. While the average price of small chilli in 2013 was Rp2.444.160 with 5,08 percent inflation. The highest price increase occurred in July 2013 for 4,00 percent and the lowest was in September 2013 by 2,10 percent. The highest price occurred in Maluku Province by Rp6.335.562 and the lowest price occurred in Banten Province by Rp814.363.

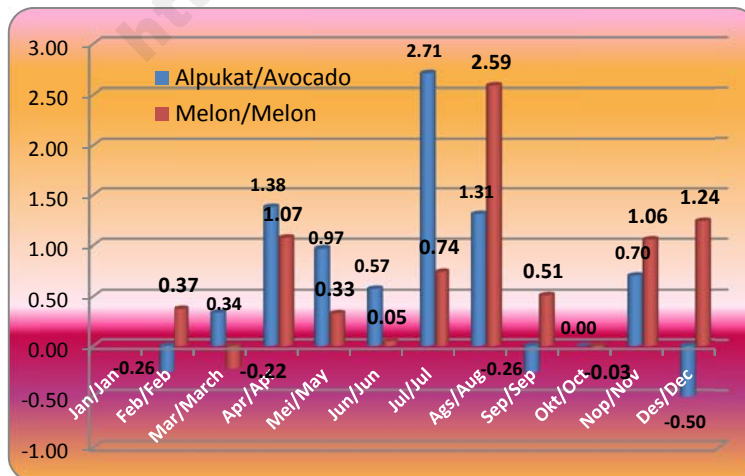
Grafik 2 Persentase Perubahan Harga Produsen Bawang Merah, 2013
Graph Red Onion Producer Price Changes Percentage, 2013



Pada kelompok buah-buahan harga produsen selama 2013 relatif tidak fluktuatif dibandingkan kelompok sayuran namun cenderung meningkat, kecuali pada beberapa komoditas yaitu melon, apel, langsung dan jambu biji. Pada kelompok buah-buahan, alpukat merupakan komoditas yang mengalami kenaikan harga tertinggi pada 2013, yaitu sebesar 9,45 persen. Rata-rata harga produsen alpukat tertinggi di Provinsi Riau sebesar Rp1.186.072 dan terendah di Provinsi Sulawesi Tengah sebesar Rp319.921. Sedangkan komoditas melon mengalami penurunan harga terendah pada periode 2013, yaitu turun sebesar 6,80 persen. Harga produsen melon mengalami penurunan tertinggi pada Maret 2013 dari Rp499.345 menjadi Rp498.226.

In the group of fruits on producer price during 2013 relatively not fluctuating compared with the group of vegetables but tend to increase, except for some commodities like melon, apple, langsung and guava. In the fruits category, Avocado is the fruit with the highest increase during 2013 was 9,45 percent. The highest average of producer price in Riau Province by Rp1.186.072 and the lowest was in Sulawesi Tengah Province by Rp319.921. While melon experienced lowest price decrease during 2013 by 6,80 percent. Producer price of melon experienced the lowest decrease in March 2013 from Rp499.345 to Rp498.226.

Grafik 3 Persentase Perubahan Harga Alpukat dan Melon, 2013
Graph *Avocado and Melon Price Changes Percentage, 2013*




Pada Subsektor Tanaman Perkebunan Rakyat, semua komoditasnya mengalami kenaikan harga kecuali sereh dan karet.

In Smallholders Estate Crops Subsector, almost all commodities experienced price increase except for

Kenaikan harga yang cukup signifikan pada 2013 adalah komoditas kelapa sawit dan pinang. Kenaikan harga kelapa sawit sebesar 15,57 persen, dengan kenaikan tertinggi terjadi pada Desember 2013 sebesar 4,20 persen. Kenaikan harga pinang sebesar 13,43 persen dengan rata-rata harga produsen tertinggi terjadi di Provinsi Sulawesi Tengah yaitu sebesar Rp1.268.560/100 Kg.

lemongrass and rubber. Significant price increases during 2013 were for palm oil and areca nut. Increasing price for palm oil was 15,57 percent, with the highest increase occurred in December 2013 by 4,20 percent. Areca nut price increase was 13,43 percent with the highest producer price occurred in Sulawesi Tengah that was Rp1.268.560/100 kg.

Gambar 4 Harga Produsen Kelapa Sawit dan Pinang (Rp/100 Kg), 2013
Graph 4 *Producer Price of Palm Oil and Areca Nut (Rp/100 Kg), 2013*



SUBSEKTOR
TANAMAN PANGAN
FOOD CROPS SUBSECTOR

<http://www.Indonesia>

Tabel 1.1 Harga Produsen Jagung Pipilan/Pocelan Menurut Provinsi (Rp/100 Kg), 2013
Table 1.1 *Producer Price of Loose Maize by Province (Rp/100 Kg), 2013*

Provinsi <i>Province</i>	Januari <i>January</i>	Februari <i>February</i>	Maret <i>March</i>	April <i>April</i>
<i>(1)</i>	<i>(2)</i>	<i>(3)</i>	<i>(4)</i>	<i>(5)</i>
Aceh	429,354	433,176	433,176	433,813
Sumatera Utara	254,313	253,130	255,377	258,245
Sumatera Barat	281,844	281,501	287,448	292,023
Riau	544,817	552,993	559,958	571,662
Jambi	320,704	320,704	320,704	319,624
Sumatera Selatan	845,896	841,960	839,432	839,432
Bengkulu	256,183	257,028	263,400	268,158
Lampung	250,771	252,978	245,371	246,144
Kepulauan Bangka Belitung	319,405	319,405	319,405	319,405
Kepulauan Riau	197,710	197,710	197,710	197,710
Jawa Barat	368,368	360,008	352,583	353,122
Jawa Tengah	296,228	292,435	295,886	299,417
D.I. Yogyakarta	297,987	296,450	305,866	314,467
Jawa Timur	252,680	247,301	245,061	248,139
Banten	324,434	324,434	324,434	324,434
Bali	454,181	454,181	454,181	457,448
Nusa Tenggara Barat	209,380	209,380	209,380	212,349
Nusa Tenggara Timur	414,347	411,160	407,187	409,342
Kalimantan Barat	360,496	360,496	360,496	360,496
Kalimantan Tengah	257,353	257,353	257,353	257,353
Kalimantan Selatan	258,150	258,150	258,150	258,150
Kalimantan Timur	426,621	424,318	424,318	429,241
Sulawesi Utara	295,414	294,963	292,561	291,120
Sulawesi Tengah	368,247	368,247	362,005	358,258
Sulawesi Selatan	238,488	241,437	235,286	228,246
Sulawesi Tenggara	277,500	280,357	257,143	257,143
Gorontalo	238,164	238,164	236,450	239,561
Sulawesi Barat	223,432	223,432	223,432	223,432
Maluku	500,433	526,771	526,771	526,771
Maluku Utara	384,310	384,310	384,310	384,310
Papua Barat	441,193	441,193	441,193	438,151
Papua	398,917	419,374	416,431	416,431
Nasional/National	343,354	344,516	343,514	344,800

SUBSEKTOR TANAMAN PANGAN

Lanjutan Tabel/*Continued Table* 1.1

Provinsi Province	Mei May	Juni June	Juli July	Agustus August
(1)	(6)	(7)	(8)	(9)
Aceh	433,813	433,813	440,183	440,183
Sumatera Utara	262,775	262,572	263,970	259,712
Sumatera Barat	287,291	285,913	293,785	299,516
Riau	571,662	571,662	589,203	589,203
Jambi	316,224	317,547	319,925	314,765
Sumatera Selatan	836,904	845,753	847,017	847,017
Bengkulu	266,119	266,119	274,285	270,573
Lampung	246,144	248,926	256,563	266,594
Kepulauan Bangka Belitung	319,405	319,405	319,405	319,405
Kepulauan Riau	197,710	198,538	198,538	198,538
Jawa Barat	343,997	347,690	354,570	353,102
Jawa Tengah	302,467	308,248	315,950	320,171
D.I. Yogyakarta	319,110	329,009	335,521	334,929
Jawa Timur	249,834	253,558	264,813	267,105
Banten	324,434	324,434	324,434	324,434
Bali	457,448	457,448	457,448	457,448
Nusa Tenggara Barat	220,962	220,962	220,962	220,962
Nusa Tenggara Timur	408,109	408,109	408,109	413,561
Kalimantan Barat	360,496	360,496	360,496	360,496
Kalimantan Tengah	257,353	257,353	257,353	257,353
Kalimantan Selatan	263,738	263,738	263,738	261,503
Kalimantan Timur	431,256	431,256	437,805	437,805
Sulawesi Utara	300,265	302,805	317,539	316,015
Sulawesi Tengah	349,660	349,660	358,522	358,522
Sulawesi Selatan	232,632	227,026	238,431	239,596
Sulawesi Tenggara	257,143	255,722	264,420	264,420
Gorontalo	242,465	244,656	241,200	245,347
Sulawesi Barat	223,432	223,432	223,432	223,432
Maluku	520,187	520,187	520,187	520,187
Maluku Utara	384,310	392,114	402,052	400,122
Papua Barat	455,002	455,002	455,002	455,002
Papua	412,017	417,903	428,495	428,495
Nasional/<i>National</i>	345,449	346,908	351,667	352,047

Lanjutan Tabel/Continued Table 1.1

Provinsi Province	September September	Oktober October	November November	Desember December	Rata-rata Average
(1)	(10)	(11)	(12)	(13)	(14)
Aceh	440,183	440,183	440,820	439,781	436,540
Sumatera Utara	261,519	263,907	264,401	264,257	260,348
Sumatera Barat	289,299	282,572	278,120	276,435	286,312
Riau	589,203	589,203	589,203	589,203	575,664
Jambi	324,226	331,224	328,771	321,144	321,297
Sumatera Selatan	839,652	844,142	848,723	853,533	844,122
Bengkulu	269,012	270,053	271,518	273,057	267,125
Lampung	269,565	270,608	268,678	274,927	258,106
Kepulauan Bangka Belitung	319,405	319,405	319,405	319,405	319,405
Kepulauan Riau	198,538	198,538	198,538	198,538	198,193
Jawa Barat	362,754	364,643	360,155	363,203	357,016
Jawa Tengah	327,844	329,551	327,726	323,919	311,653
D.I. Yogyakarta	335,077	345,016	340,863	337,838	324,344
Jawa Timur	271,314	278,729	269,778	265,358	259,472
Banten	324,434	324,434	324,434	324,434	324,434
Bali	457,448	457,448	450,070	463,330	456,507
Nusa Tenggara Barat	208,556	208,556	208,556	210,279	213,357
Nusa Tenggara Timur	413,561	413,561	413,561	415,878	411,374
Kalimantan Barat	360,496	360,496	360,496	363,335	360,732
Kalimantan Tengah	257,353	257,353	257,353	257,353	257,353
Kalimantan Selatan	261,503	261,503	261,503	261,503	260,944
Kalimantan Timur	429,667	423,157	423,157	423,157	428,480
Sulawesi Utara	318,555	318,555	318,555	314,924	306,773
Sulawesi Tengah	351,757	351,757	355,609	355,609	357,321
Sulawesi Selatan	239,038	243,337	248,343	252,912	238,731
Sulawesi Tenggara	260,941	267,899	271,379	271,379	265,454
Gorontalo	244,656	247,446	250,072	254,611	243,566
Sulawesi Barat	223,432	223,432	229,088	229,088	224,375
Maluku	520,187	520,187	520,187	526,531	520,715
Maluku Utara	400,122	391,080	382,974	377,849	388,989
Papua Barat	458,660	458,660	463,526	467,176	452,480
Papua	431,939	431,939	431,624	436,921	422,540
Nasional/National	351,872	352,768	352,412	353,340	348,554

SUBSEKTOR TANAMAN PANGAN

Tabel 1.2 Harga Produsen Kacang Hijau Menurut Provinsi (Rp/100 Kg), 2013
Table *1.2* *Producer Price of Mung Bean by Province (Rp/100 Kg), 2013*

Provinsi <i>Province</i>	Januari <i>January</i>	Februari <i>February</i>	Maret <i>March</i>	April <i>April</i>
(1)	(2)	(3)	(4)	(5)
Aceh	1,054,478	1,037,078	1,002,276	990,676
Sumatera Utara	1,195,774	1,204,056	1,162,191	1,183,847
Sumatera Barat	1,036,671	1,037,850	1,041,091	1,041,091
Riau	1,272,978	1,321,939	1,338,887	1,338,887
Jambi	-	-	-	-
Sumatera Selatan	1,130,172	1,038,660	1,038,660	1,038,660
Bengkulu	2,783,989	2,783,989	2,783,989	2,702,107
Lampung	1,240,602	1,240,602	1,218,913	1,218,913
Kepulauan Bangka Belitung	-	-	-	-
Kepulauan Riau	-	-	-	-
Jawa Barat	837,583	840,131	838,100	847,458
Jawa Tengah	804,982	822,137	896,343	912,841
D.I. Yogyakarta	947,727	930,176	1,012,109	1,026,085
Jawa Timur	892,124	902,093	920,032	918,464
Banten	682,961	682,961	682,961	682,961
Bali	623,628	623,628	623,628	623,628
Nusa Tenggara Barat	797,957	797,957	797,957	797,957
Nusa Tenggara Timur	1,229,373	1,239,561	1,229,762	1,229,762
Kalimantan Barat	1,253,206	1,253,206	1,253,206	1,372,559
Kalimantan Tengah	-	-	-	-
Kalimantan Selatan	1,213,890	1,213,890	1,213,890	1,213,890
Kalimantan Timur	876,554	876,554	876,554	901,839
Sulawesi Utara	1,521,008	1,487,943	1,487,943	1,487,943
Sulawesi Tengah	894,495	898,321	898,321	890,669
Sulawesi Selatan	1,039,028	1,059,236	1,104,106	1,147,343
Sulawesi Tenggara	543,428	543,428	545,065	553,249
Gorontalo	1,089,967	1,044,004	1,064,610	1,078,346
Sulawesi Barat	879,976	923,975	923,975	923,975
Maluku	1,849,333	1,849,333	1,849,333	1,849,333
Maluku Utara	863,167	883,477	866,322	866,322
Papua Barat	1,304,347	1,304,347	1,304,347	1,304,347
Papua	1,387,487	1,371,878	1,398,955	1,377,759
Nasional/ <i>National</i>	1,115,960	1,114,729	1,120,483	1,125,747

Lanjutan Tabel/Continued Table 1.2

Provinsi Province	Mei May	Juni June	Juli July	Agustus August
(1)	(6)	(7)	(8)	(9)
Aceh	1,002,276	1,002,276	1,053,881	1,048,147
Sumatera Utara	1,212,285	1,241,818	1,229,429	1,257,122
Sumatera Barat	1,040,520	1,032,327	1,057,492	1,033,586
Riau	1,338,887	1,338,887	1,350,735	1,342,397
Jambi	-	-	-	-
Sumatera Selatan	1,038,090	1,038,090	1,038,090	1,061,473
Bengkulu	2,702,107	2,680,830	2,746,180	2,808,039
Lampung	1,226,677	1,234,490	1,234,490	1,234,490
Kepulauan Bangka Belitung	-	-	-	-
Kepulauan Riau	-	-	-	-
Jawa Barat	913,777	923,431	928,874	919,137
Jawa Tengah	935,446	945,330	1,002,340	1,036,776
D.I. Yogyakarta	1,012,059	998,225	1,008,108	999,107
Jawa Timur	934,039	937,906	987,117	1,023,434
Banten	682,961	682,961	703,049	703,049
Bali	623,628	623,628	623,628	623,628
Nusa Tenggara Barat	837,855	837,855	837,855	868,681
Nusa Tenggara Timur	1,209,798	1,258,750	1,245,215	1,245,215
Kalimantan Barat	1,420,301	1,491,912	1,491,912	1,491,912
Kalimantan Tengah	-	-	-	-
Kalimantan Selatan	1,213,890	1,213,890	1,158,713	1,158,713
Kalimantan Timur	901,839	901,839	929,588	914,030
Sulawesi Utara	1,487,943	1,487,943	1,557,150	1,626,356
Sulawesi Tengah	918,944	918,944	977,601	1,021,049
Sulawesi Selatan	1,183,767	1,157,872	1,223,936	1,223,936
Sulawesi Tenggara	582,139	597,307	611,038	611,038
Gorontalo	1,127,085	1,108,089	1,120,753	1,127,085
Sulawesi Barat	923,975	923,975	923,975	923,975
Maluku	1,849,333	1,849,333	1,829,448	1,829,448
Maluku Utara	866,322	849,167	917,787	969,251
Papua Barat	1,304,347	1,304,347	1,304,347	1,304,347
Papua	1,377,759	1,377,759	1,377,759	1,377,759
Nasional/National	1,138,145	1,141,399	1,159,660	1,170,828

SUBSEKTOR TANAMAN PANGAN

Lanjutan Tabel/Continued Table 1.2

Provinsi Province	September September	Oktober October	November November	Desember December	Rata-rata Average
(1)	(10)	(11)	(12)	(13)	(14)
Aceh	1,053,932	1,059,604	1,029,156	1,043,820	1,031,467
Sumatera Utara	1,258,580	1,263,445	1,245,789	1,268,347	1,226,890
Sumatera Barat	1,039,305	1,077,510	1,083,801	1,130,518	1,054,314
Riau	1,350,674	1,350,674	1,358,950	1,358,950	1,338,570
Jambi	-	-	-	-	-
Sumatera Selatan	1,054,228	1,054,228	1,054,228	1,054,228	1,053,234
Bengkulu	2,788,871	2,649,428	2,556,465	2,595,507	2,715,125
Lampung	1,234,490	1,234,490	1,287,022	1,287,022	1,241,017
Kepulauan Bangka Belitung	-	-	-	-	-
Kepulauan Riau	-	-	-	-	-
Jawa Barat	912,863	928,434	971,255	974,442	902,957
Jawa Tengah	1,063,173	1,028,088	1,010,319	1,032,648	957,535
D.I. Yogyakarta	1,024,545	1,072,759	1,030,463	1,034,458	1,007,985
Jawa Timur	1,061,935	1,078,445	1,084,993	1,108,316	987,408
Banten	703,049	703,049	703,049	703,049	693,005
Bali	623,628	675,597	648,960	648,960	632,181
Nusa Tenggara Barat	886,055	869,337	886,055	886,055	841,798
Nusa Tenggara Timur	1,248,877	1,281,457	1,281,457	1,301,708	1,250,078
Kalimantan Barat	1,491,912	1,491,912	1,491,912	1,491,912	1,416,322
Kalimantan Tengah	-	-	-	-	-
Kalimantan Selatan	1,181,658	1,181,658	1,181,658	1,181,658	1,193,950
Kalimantan Timur	922,586	938,145	938,145	972,438	912,509
Sulawesi Utara	1,626,356	1,678,819	1,678,819	1,678,819	1,567,254
Sulawesi Tengah	1,021,049	1,021,049	1,004,791	1,004,791	955,835
Sulawesi Selatan	1,248,575	1,262,435	1,276,867	1,281,399	1,184,042
Sulawesi Tenggara	611,038	643,889	660,315	647,816	595,813
Gorontalo	1,161,695	1,161,695	1,167,653	1,167,653	1,118,220
Sulawesi Barat	923,975	931,549	931,549	961,619	924,708
Maluku	1,866,277	1,866,277	1,896,743	1,929,452	1,859,470
Maluku Utara	950,789	955,161	936,967	933,880	904,884
Papua Barat	1,304,347	1,304,347	1,304,347	1,304,347	1,304,347
Papua	1,377,759	1,377,759	1,377,759	1,414,995	1,382,949
Nasional/National	1,178,294	1,183,616	1,181,410	1,192,815	1,151,924

Tabel 1.3 Harga Produsen Kacang Kedelai Menurut Provinsi (Rp/100 Kg), 2013
Table *1.3* *Producer Price of Soybean by Province (Rp/100 Kg), 2013*

Provinsi Province	Januari January	Februari February	Maret March	April April
(1)	(2)	(3)	(4)	(5)
Aceh	793,723	793,723	794,738	794,738
Sumatera Utara	828,533	820,746	814,318	801,790
Sumatera Barat	930,527	909,733	885,310	885,310
Riau	851,222	851,483	851,483	851,483
Jambi	739,772	739,772	733,529	733,529
Sumatera Selatan	832,303	844,914	844,914	844,914
Bengkulu	679,108	679,108	650,812	650,812
Lampung	887,844	887,844	865,078	865,078
Kepulauan Bangka Belitung	600,000	600,000	600,000	600,000
Kepulauan Riau	-	-	-	-
Jawa Barat	686,150	722,301	712,637	713,375
Jawa Tengah	627,443	621,843	633,713	636,194
D.I. Yogyakarta	664,739	671,158	703,251	700,882
Jawa Timur	641,053	636,825	642,803	646,236
Banten	600,000	600,000	600,000	600,000
Bali	612,892	612,892	612,892	612,892
Nusa Tenggara Barat	655,878	650,175	676,790	682,526
Nusa Tenggara Timur	836,219	862,351	836,219	836,219
Kalimantan Barat	656,646	656,646	656,646	656,646
Kalimantan Tengah	-	-	-	-
Kalimantan Selatan	1,535,884	1,535,884	1,535,884	1,535,884
Kalimantan Timur	705,235	693,402	693,402	693,402
Sulawesi Utara	-	-	-	-
Sulawesi Tengah	653,635	665,606	665,606	665,606
Sulawesi Selatan	827,505	818,148	818,148	818,730
Sulawesi Tenggara	606,376	606,376	588,001	583,946
Gorontalo	600,000	640,000	640,000	640,000
Sulawesi Barat	-	-	-	-
Maluku	861,229	861,229	861,229	861,229
Maluku Utara	900,000	900,000	900,000	900,000
Papua Barat	600,000	600,000	600,000	600,000
Papua	866,419	866,419	894,694	894,694
<i>Nasional/National</i>	760,012	762,449	761,146	760,933

SUBSEKTOR TANAMAN PANGAN

Lanjutan Tabel/*Continued Table* 1.3

Provinsi Province	Mei May	Juni June	Juli July	Agustus August
(1)	(6)	(7)	(8)	(9)
Aceh	794,738	807,942	808,957	804,895
Sumatera Utara	792,881	832,970	811,589	881,969
Sumatera Barat	865,303	881,180	871,110	871,110
Riau	851,483	851,483	851,483	851,483
Jambi	708,235	708,235	708,235	733,529
Sumatera Selatan	844,914	844,914	844,914	844,914
Bengkulu	650,812	650,812	650,812	650,812
Lampung	865,078	865,078	865,078	865,078
Kepulauan Bangka Belitung	600,000	600,000	600,000	600,000
Kepulauan Riau	-	-	-	-
Jawa Barat	718,255	707,269	707,118	722,567
Jawa Tengah	624,566	632,575	634,258	650,534
D.I. Yogyakarta	705,620	696,203	712,468	704,535
Jawa Timur	655,097	644,130	653,853	650,900
Banten	600,000	600,000	617,143	617,143
Bali	663,966	694,611	689,503	689,503
Nusa Tenggara Barat	690,613	690,613	663,369	671,324
Nusa Tenggara Timur	836,219	811,625	737,841	737,841
Kalimantan Barat	656,646	656,646	709,803	719,184
Kalimantan Tengah	-	-	-	-
Kalimantan Selatan	1,535,884	1,535,884	1,456,442	1,456,442
Kalimantan Timur	686,491	686,491	704,653	704,653
Sulawesi Utara	-	-	-	-
Sulawesi Tengah	665,606	681,710	681,710	681,710
Sulawesi Selatan	818,730	831,808	861,783	872,166
Sulawesi Tenggara	583,946	580,297	588,958	582,399
Gorontalo	640,000	640,000	640,000	640,000
Sulawesi Barat	-	-	-	-
Maluku	861,229	882,065	882,065	882,065
Maluku Utara	900,000	900,000	900,000	956,250
Papua Barat	600,000	600,000	600,000	600,000
Papua	894,694	894,694	894,694	894,694
Nasional/National	761,107	764,616	762,423	769,204

Lanjutan Tabel/Continued Table 1.3

Provinsi Province	September September	Oktober October	November November	Desember December	Rata-rata Average
(1)	(10)	(11)	(12)	(13)	(14)
Aceh	826,223	819,395	814,209	808,830	805,176
Sumatera Utara	905,339	893,007	893,007	872,704	845,738
Sumatera Barat	921,463	921,463	921,463	921,463	898,786
Riau	851,483	857,246	871,654	871,654	855,304
Jambi	733,529	733,529	733,529	733,529	728,246
Sumatera Selatan	909,907	909,907	909,907	909,907	865,527
Bengkulu	650,812	650,812	650,812	650,812	655,528
Lampung	956,139	956,139	956,139	956,139	899,226
Kepulauan Bangka Belitung	600,000	600,000	600,000	600,000	600,000
Kepulauan Riau	-	-	-	-	-
Jawa Barat	770,420	772,887	741,971	741,971	726,410
Jawa Tengah	709,711	706,468	678,361	693,114	654,065
D.I. Yogyakarta	751,194	736,464	728,132	733,536	709,015
Jawa Timur	689,843	683,406	680,174	681,195	658,793
Banten	654,066	642,174	636,888	578,651	612,172
Bali	689,503	707,183	683,610	683,610	662,755
Nusa Tenggara Barat	690,413	694,845	718,056	722,958	683,963
Nusa Tenggara Timur	737,841	737,841	774,733	780,022	793,747
Kalimantan Barat	766,813	817,934	817,934	826,923	716,539
Kalimantan Tengah	-	-	-	-	-
Kalimantan Selatan	1,456,442	1,456,442	1,456,442	1,456,442	1,496,163
Kalimantan Timur	704,653	735,527	735,527	735,527	706,580
Sulawesi Utara	-	-	-	-	-
Sulawesi Tengah	681,710	681,710	681,710	700,387	675,559
Sulawesi Selatan	841,018	861,783	835,267	835,267	836,696
Sulawesi Tenggara	582,399	590,165	604,725	617,737	592,944
Gorontalo	693,333	710,667	758,045	758,045	666,674
Sulawesi Barat	-	-	-	-	-
Maluku	882,065	882,065	882,065	882,065	873,383
Maluku Utara	871,875	871,875	900,000	900,000	900,000
Papua Barat	600,000	600,000	600,000	600,000	600,000
Papua	941,605	941,605	965,068	965,068	909,529
Nasional/National	788,207	791,876	793,908	793,484	772,447

SUBSEKTOR TANAMAN PANGAN

Tabel 1.4 Harga Produsen Kacang Tanah Menurut Provinsi (Rp/100 Kg), 2013
Table *1.4* **Producer Price of Peanut by Province (Rp/100 Kg), 2013**

Provinsi <i>Province</i>	Januari <i>January</i>	Februari <i>February</i>	Maret <i>March</i>	April <i>April</i>
(1)	(2)	(3)	(4)	(5)
Aceh	1,144,924	1,156,018	1,152,188	1,169,003
Sumatera Utara	1,138,340	1,123,953	1,166,001	1,170,679
Sumatera Barat	1,095,638	1,111,667	1,119,753	1,082,569
Riau	1,287,092	1,287,342	1,312,366	1,315,108
Jambi	1,366,788	1,358,073	1,352,790	1,353,648
Sumatera Selatan	1,021,525	1,048,029	1,044,367	1,057,250
Bengkulu	1,308,092	1,308,092	1,320,093	1,310,092
Lampung	934,307	929,481	927,958	931,928
Kepulauan Bangka Belitung	1,003,997	1,003,997	1,003,997	1,020,191
Kepulauan Riau	1,368,758	1,368,758	1,328,501	1,284,217
Jawa Barat	827,426	833,308	846,978	854,210
Jawa Tengah	793,081	810,271	836,291	836,754
D.I. Yogyakarta	776,209	764,041	778,036	758,042
Jawa Timur	942,468	978,508	974,234	967,429
Banten	822,516	827,305	815,332	807,105
Bali	838,492	867,454	896,713	880,023
Nusa Tenggara Barat	947,556	952,544	951,623	914,121
Nusa Tenggara Timur	1,257,310	1,261,289	1,261,289	1,245,588
Kalimantan Barat	1,164,630	1,164,630	1,164,630	1,164,630
Kalimantan Tengah	1,199,595	1,199,595	1,199,595	1,199,595
Kalimantan Selatan	1,004,789	1,008,641	1,033,795	1,046,371
Kalimantan Timur	1,131,813	1,125,497	1,131,063	1,137,895
Sulawesi Utara	1,550,250	1,554,863	1,584,940	1,573,496
Sulawesi Tengah	1,237,600	1,231,121	1,200,214	1,195,505
Sulawesi Selatan	1,253,226	1,257,559	1,245,116	1,243,275
Sulawesi Tenggara	1,483,350	1,483,350	1,409,552	1,390,758
Gorontalo	779,331	733,529	713,341	711,074
Sulawesi Barat	1,326,510	1,390,696	1,377,452	1,364,333
Maluku	1,573,689	1,573,689	1,623,913	1,674,137
Maluku Utara	1,323,774	1,369,682	1,369,682	1,369,682
Papua Barat	1,105,813	1,105,813	1,105,813	1,105,813
Papua	1,979,397	1,979,397	2,046,783	2,071,706
<i>Nasional/National</i>	1,155,884	1,161,506	1,165,450	1,162,695

Lanjutan Tabel/Continued Table 1.4

Provinsi Province	Mei May	Juni June	Juli July	Agustus August
(1)	(6)	(7)	(8)	(9)
Aceh	1,161,540	1,178,066	1,227,902	1,227,902
Sumatera Utara	1,160,453	1,167,070	1,194,861	1,174,958
Sumatera Barat	1,083,649	1,070,484	1,083,058	1,071,649
Riau	1,346,446	1,346,446	1,362,972	1,362,972
Jambi	1,353,648	1,413,258	1,477,723	1,502,455
Sumatera Selatan	1,039,989	1,066,885	1,092,549	1,135,676
Bengkulu	1,331,308	1,327,014	1,375,563	1,375,563
Lampung	951,601	940,633	976,635	978,189
Kepulauan Bangka Belitung	1,003,997	1,003,997	1,003,997	1,003,997
Kepulauan Riau	1,284,217	1,284,217	1,299,979	1,299,979
Jawa Barat	836,491	853,830	869,021	861,978
Jawa Tengah	848,574	866,791	889,889	893,852
D.I. Yogyakarta	756,232	731,730	741,406	748,255
Jawa Timur	956,996	957,192	987,985	983,959
Banten	799,166	805,661	803,496	829,959
Bali	878,944	880,403	876,677	902,193
Nusa Tenggara Barat	914,121	928,184	975,062	984,438
Nusa Tenggara Timur	1,259,960	1,236,390	1,295,998	1,312,481
Kalimantan Barat	1,164,630	1,189,020	1,189,020	1,143,580
Kalimantan Tengah	1,162,684	1,162,684	1,162,684	1,162,684
Kalimantan Selatan	1,071,524	1,079,385	1,104,699	1,123,543
Kalimantan Timur	1,145,816	1,145,816	1,167,122	1,167,122
Sulawesi Utara	1,571,281	1,575,830	1,612,746	1,656,742
Sulawesi Tengah	1,218,205	1,222,611	1,253,694	1,287,895
Sulawesi Selatan	1,257,355	1,261,777	1,303,854	1,303,854
Sulawesi Tenggara	1,390,758	1,390,758	1,452,569	1,452,569
Gorontalo	752,504	752,504	788,888	748,084
Sulawesi Barat	1,364,333	1,364,333	1,409,831	1,409,831
Maluku	1,674,137	1,674,137	1,674,137	1,687,879
Maluku Utara	1,369,682	1,369,682	1,427,081	1,438,795
Papua Barat	1,105,813	1,105,813	1,105,813	1,105,813
Papua	1,977,177	1,962,311	2,017,883	2,067,811
Nasional/National	1,162,289	1,166,091	1,193,900	1,200,208

SUBSEKTOR TANAMAN PANGAN

Lanjutan Tabel/Continued Table 1.4

Provinsi <i>Province</i>	September <i>September</i>	Oktober <i>October</i>	November <i>November</i>	Desember <i>December</i>	Rata-rata <i>Average</i>
(1)	(10)	(11)	(12)	(13)	(14)
Aceh	1,204,243	1,232,684	1,164,391	1,162,025	1,181,741
Sumatera Utara	1,181,875	1,164,664	1,184,556	1,175,478	1,166,907
Sumatera Barat	1,052,276	1,052,491	1,040,271	1,040,177	1,075,307
Riau	1,371,335	1,371,335	1,371,335	1,354,175	1,340,744
Jambi	1,549,857	1,479,784	1,492,652	1,505,750	1,433,869
Sumatera Selatan	1,146,649	1,172,130	1,182,322	1,212,878	1,101,687
Bengkulu	1,369,923	1,363,474	1,369,062	1,381,349	1,344,969
Lampung	977,796	985,562	979,737	982,340	958,014
Kepulauan Bangka Belitung	1,003,997	1,003,997	1,003,997	1,003,997	1,005,347
Kepulauan Riau	1,299,979	1,299,979	1,299,979	1,357,784	1,314,696
Jawa Barat	867,977	870,205	867,957	864,082	854,455
Jawa Tengah	871,135	892,121	886,389	879,368	858,710
D.I. Yogyakarta	714,201	715,087	708,793	702,238	741,189
Jawa Timur	969,693	964,521	957,357	961,315	966,805
Banten	829,959	829,959	848,280	848,280	822,252
Bali	866,750	864,052	877,883	880,964	875,879
Nusa Tenggara Barat	991,135	991,135	974,245	978,543	958,559
Nusa Tenggara Timur	1,322,606	1,302,426	1,302,426	1,301,259	1,279,918
Kalimantan Barat	1,143,580	1,131,668	1,131,668	1,135,490	1,157,265
Kalimantan Tengah	1,138,077	1,138,077	1,138,077	1,155,457	1,168,234
Kalimantan Selatan	1,111,168	1,098,480	1,098,489	1,102,407	1,073,608
Kalimantan Timur	1,175,816	1,195,376	1,196,848	1,194,577	1,159,563
Sulawesi Utara	1,651,716	1,639,213	1,740,399	1,749,521	1,621,750
Sulawesi Tengah	1,310,690	1,345,642	1,319,664	1,333,272	1,263,009
Sulawesi Selatan	1,279,253	1,294,801	1,285,519	1,283,762	1,272,446
Sulawesi Tenggara	1,452,569	1,452,569	1,462,656	1,491,113	1,442,714
Gorontalo	721,636	727,375	772,275	787,285	748,985
Sulawesi Barat	1,383,230	1,383,230	1,373,313	1,349,829	1,374,743
Maluku	1,676,239	1,699,520	1,670,418	1,670,418	1,656,026
Maluku Utara	1,422,043	1,435,043	1,409,194	1,420,597	1,393,745
Papua Barat	1,180,362	1,180,362	1,180,362	1,180,362	1,130,662
Papua	2,010,461	2,010,461	2,010,461	2,024,739	2,013,216
Nasional/ <i>National</i>	1,195,257	1,196,482	1,196,906	1,202,214	1,179,907

Tabel 1.5 **Harga Produsen Ketela Pohon Menurut Provinsi (Rp/100 Kg), 2013**
Table 1.5 **Producer Price of Cassava by Province (Rp/100 Kg), 2013**

Provinsi <i>Province</i>	Januari <i>January</i>	Februari <i>February</i>	Maret <i>March</i>	April <i>April</i>
<i>(1)</i>	<i>(2)</i>	<i>(3)</i>	<i>(4)</i>	<i>(5)</i>
Aceh	248,648	254,833	257,926	261,018
Sumatera Utara	188,028	189,106	188,664	191,325
Sumatera Barat	166,236	164,670	165,118	162,381
Riau	312,142	307,236	307,236	300,306
Jambi	163,884	162,190	165,427	168,061
Sumatera Selatan	157,267	158,618	157,374	158,398
Bengkulu	122,671	122,671	129,411	130,759
Lampung	90,003	89,754	91,618	92,163
Kepulauan Bangka Belitung	190,873	190,873	191,462	191,462
Kepulauan Riau	199,451	198,428	198,428	198,428
Jawa Barat	103,156	103,424	105,149	105,942
Jawa Tengah	108,194	109,157	109,471	110,398
D.I. Yogyakarta	126,802	127,549	127,730	128,664
Jawa Timur	147,909	151,025	153,552	153,655
Banten	120,763	121,945	119,708	119,273
Bali	193,225	194,252	186,030	184,898
Nusa Tenggara Barat	214,883	214,883	214,883	211,499
Nusa Tenggara Timur	298,517	304,736	304,736	308,826
Kalimantan Barat	197,658	197,658	196,359	196,359
Kalimantan Tengah	165,559	165,559	162,436	162,436
Kalimantan Selatan	210,515	211,905	210,409	210,409
Kalimantan Timur	270,490	265,186	265,186	265,186
Sulawesi Utara	355,051	361,718	361,718	361,718
Sulawesi Tengah	219,661	221,300	221,300	221,300
Sulawesi Selatan	344,944	344,944	345,249	351,012
Sulawesi Tenggara	126,192	127,093	127,093	127,600
Gorontalo	191,362	169,282	179,586	184,002
Sulawesi Barat	262,128	262,128	262,128	262,128
Maluku	400,536	402,122	402,122	395,591
Maluku Utara	191,080	191,080	192,452	187,733
Papua Barat	327,918	324,213	324,213	324,213
Papua	540,596	540,596	540,596	548,431
Nasional/National	217,386	217,192	217,649	217,987

SUBSEKTOR TANAMAN PANGAN

Lanjutan Tabel/*Continued Table* 1.5

Provinsi Province	Mei May	Juni June	Juli July	Agustus August
(1)	(6)	(7)	(8)	(9)
Aceh	261,018	263,988	263,988	261,001
Sumatera Utara	190,424	188,814	194,209	195,305
Sumatera Barat	162,623	161,223	163,575	164,059
Riau	300,306	300,306	300,306	303,386
Jambi	166,668	168,564	172,793	176,846
Sumatera Selatan	159,716	159,716	158,613	165,050
Bengkulu	130,759	128,117	130,933	136,831
Lampung	93,895	95,043	96,312	97,597
Kepulauan Bangka Belitung	191,462	191,462	198,714	193,255
Kepulauan Riau	198,428	198,428	203,516	208,604
Jawa Barat	105,839	105,872	109,358	109,162
Jawa Tengah	110,647	112,510	117,007	118,659
D.I. Yogyakarta	127,729	130,094	134,628	133,445
Jawa Timur	153,270	155,546	160,044	157,416
Banten	120,252	117,446	130,205	131,837
Bali	184,564	190,888	191,877	201,733
Nusa Tenggara Barat	211,499	211,499	212,594	209,915
Nusa Tenggara Timur	317,977	317,977	311,693	307,764
Kalimantan Barat	198,520	198,520	197,845	200,183
Kalimantan Tengah	162,436	165,536	164,916	168,635
Kalimantan Selatan	215,395	208,555	208,555	206,718
Kalimantan Timur	260,574	261,428	264,729	267,319
Sulawesi Utara	361,718	361,718	369,100	369,100
Sulawesi Tengah	221,300	221,300	235,132	237,414
Sulawesi Selatan	347,214	348,344	348,642	360,959
Sulawesi Tenggara	128,445	128,445	127,541	127,541
Gorontalo	177,187	177,187	184,570	191,952
Sulawesi Barat	262,128	262,128	262,128	262,128
Maluku	400,154	407,242	413,198	399,163
Maluku Utara	187,733	191,104	191,104	191,104
Papua Barat	316,855	316,855	316,855	316,855
Papua	546,864	542,872	542,872	542,872
Nasional/National	217,925	218,398	221,173	222,306

Lanjutan Tabel/Continued Table 1.5

Provinsi Province	September September	Oktober October	November November	Desember December	Rata-rata Average
(1)	(10)	(11)	(12)	(13)	(14)
Aceh	261,001	261,001	255,029	255,029	258,707
Sumatera Utara	195,305	197,265	197,265	196,665	192,698
Sumatera Barat	166,919	171,212	172,490	173,605	166,176
Riau	314,078	313,243	313,243	313,243	307,086
Jambi	176,846	174,813	168,550	170,124	169,564
Sumatera Selatan	163,281	162,155	158,995	158,367	159,796
Bengkulu	136,831	135,988	130,475	127,835	130,273
Lampung	98,349	97,470	96,775	96,131	94,592
Kepulauan Bangka Belitung	190,327	189,485	189,485	189,485	191,529
Kepulauan Riau	214,925	217,188	217,188	217,188	205,850
Jawa Barat	108,876	109,388	108,215	107,643	106,835
Jawa Tengah	116,055	114,842	111,677	112,488	112,592
D.I. Yogyakarta	134,461	132,356	129,085	128,945	130,124
Jawa Timur	155,326	155,941	156,560	154,655	154,575
Banten	130,661	131,492	133,659	132,558	125,817
Bali	201,380	198,689	200,227	202,597	194,197
Nusa Tenggara Barat	209,915	207,379	217,906	214,419	212,606
Nusa Tenggara Timur	307,764	307,764	311,709	314,322	309,482
Kalimantan Barat	201,098	201,098	201,098	202,579	199,081
Kalimantan Tengah	168,333	167,738	167,738	167,738	165,755
Kalimantan Selatan	208,759	207,739	203,655	204,276	208,907
Kalimantan Timur	267,319	266,808	266,808	266,808	265,653
Sulawesi Utara	369,100	369,100	379,353	379,353	366,562
Sulawesi Tengah	236,404	236,404	234,243	235,315	228,423
Sulawesi Selatan	363,905	365,431	368,943	372,175	355,147
Sulawesi Tenggara	127,690	127,690	126,947	126,947	127,435
Gorontalo	191,952	196,751	189,464	187,491	185,065
Sulawesi Barat	262,128	262,128	262,128	262,128	262,128
Maluku	392,771	389,299	398,127	398,756	399,923
Maluku Utara	191,104	192,574	193,843	194,302	191,268
Papua Barat	316,855	314,927	314,927	314,927	319,134
Papua	523,337	523,337	523,337	532,521	537,353
Nasional/ <i>National</i>	221,970	221,834	221,848	222,207	219,823

SUBSEKTOR TANAMAN PANGAN

Tabel 1.6 Harga Produsen Ketela Rambat Menurut Provinsi (Rp/100 Kg), 2013
Table 1.6 *Producer Price of Sweet Potatoes by Province (Rp/100 Kg), 2013*

Provinsi <i>Province</i>	Januari <i>January</i>	Februari <i>February</i>	Maret <i>March</i>	April <i>April</i>
<i>(1)</i>	<i>(2)</i>	<i>(3)</i>	<i>(4)</i>	<i>(5)</i>
Aceh	335,355	337,842	341,703	343,634
Sumatera Utara	279,511	274,035	283,489	280,840
Sumatera Barat	203,006	200,053	191,738	192,821
Riau	379,819	380,508	382,921	381,880
Jambi	274,995	266,225	264,557	269,432
Sumatera Selatan	222,485	222,055	219,473	232,074
Bengkulu	211,873	216,116	210,806	205,496
Lampung	218,194	227,613	232,322	229,080
Kepulauan Bangka Belitung	368,541	368,541	368,541	368,541
Kepulauan Riau	495,195	500,353	505,512	512,436
Jawa Barat	227,583	233,765	231,573	233,788
Jawa Tengah	176,908	183,210	188,367	191,624
D.I. Yogyakarta	213,646	221,105	228,267	232,499
Jawa Timur	163,781	169,901	174,955	174,903
Banten	196,462	202,006	204,119	202,883
Bali	221,518	231,942	239,239	241,038
Nusa Tenggara Barat	381,818	381,818	381,818	381,818
Nusa Tenggara Timur	303,551	307,175	307,175	310,247
Kalimantan Barat	345,295	342,745	338,742	340,071
Kalimantan Tengah	259,004	259,004	256,477	256,477
Kalimantan Selatan	341,486	346,739	346,739	346,739
Kalimantan Timur	445,285	455,803	451,454	451,454
Sulawesi Utara	304,899	304,899	304,899	304,899
Sulawesi Tengah	331,869	334,907	314,298	312,888
Sulawesi Selatan	279,020	282,335	287,020	289,964
Sulawesi Tenggara	119,774	121,385	121,385	121,385
Gorontalo	323,238	313,215	334,096	337,728
Sulawesi Barat	244,766	244,766	244,766	244,766
Maluku	731,639	729,968	729,968	729,874
Maluku Utara	293,897	293,897	299,568	299,568
Papua Barat	309,463	315,159	311,362	300,983
Papua	734,865	734,865	726,324	742,274
Nasional/National	310,586	312,624	313,240	314,503

Lanjutan Tabel/Continued Table 1.6

Provinsi Province	Mei May	Juni June	Juli July	Agustus August
(1)	(6)	(7)	(8)	(9)
Aceh	343,634	345,178	345,178	342,476
Sumatera Utara	274,529	275,352	277,491	282,588
Sumatera Barat	189,042	195,124	201,856	194,843
Riau	381,880	381,880	389,231	385,721
Jambi	267,809	266,449	269,414	270,534
Sumatera Selatan	212,312	209,272	206,987	209,272
Bengkulu	208,682	209,693	218,208	211,431
Lampung	229,621	230,209	232,364	232,364
Kepulauan Bangka Belitung	361,170	361,170	375,837	375,837
Kepulauan Riau	512,436	512,436	545,497	557,895
Jawa Barat	227,478	230,298	240,779	241,930
Jawa Tengah	190,808	190,759	204,880	204,798
D.I. Yogyakarta	240,419	238,722	240,984	243,813
Jawa Timur	171,531	173,455	184,406	183,099
Banten	200,500	202,613	217,251	219,092
Bali	233,458	233,458	229,882	230,590
Nusa Tenggara Barat	381,818	381,818	381,818	381,818
Nusa Tenggara Timur	307,477	307,477	306,629	306,629
Kalimantan Barat	339,878	351,485	351,485	351,737
Kalimantan Tengah	273,295	273,295	264,886	264,886
Kalimantan Selatan	353,257	366,792	353,257	351,904
Kalimantan Timur	468,258	469,893	481,516	463,581
Sulawesi Utara	304,899	304,899	304,899	304,899
Sulawesi Tengah	308,089	311,847	316,833	309,930
Sulawesi Selatan	283,342	279,126	284,881	296,795
Sulawesi Tenggara	134,162	137,854	140,696	137,631
Gorontalo	328,793	328,793	355,597	368,106
Sulawesi Barat	244,766	240,510	240,510	240,510
Maluku	729,507	728,486	755,506	767,789
Maluku Utara	299,568	305,238	305,238	305,238
Papua Barat	308,801	308,801	311,733	309,290
Papua	738,756	733,662	733,662	733,662
Nasional/National	314,062	315,189	320,919	321,271

SUBSEKTOR TANAMAN PANGAN

Lanjutan Tabel/*Continued Table* 1.6

Provinsi <i>Province</i>	September <i>September</i>	Oktober <i>October</i>	November <i>November</i>	Desember <i>December</i>	Rata-rata <i>Average</i>
(1)	(10)	(11)	(12)	(13)	(14)
Aceh	340,184	336,142	335,943	335,943	340,268
Sumatera Utara	274,585	274,059	278,231	285,708	278,368
Sumatera Barat	194,156	197,227	199,673	194,260	196,150
Riau	382,180	382,180	382,180	382,180	382,713
Jambi	272,551	284,713	282,848	280,649	272,514
Sumatera Selatan	209,976	208,101	212,158	213,831	214,833
Bengkulu	208,866	207,157	199,726	201,919	209,165
Lampung	235,786	232,488	232,016	232,380	230,370
Kepulauan Bangka Belitung	372,152	372,152	372,152	372,152	369,732
Kepulauan Riau	541,432	524,023	532,249	522,984	521,871
Jawa Barat	237,508	237,291	234,113	234,122	234,186
Jawa Tengah	204,383	204,462	200,175	199,996	195,031
D.I. Yogyakarta	225,711	240,391	226,220	226,220	231,500
Jawa Timur	178,801	178,737	177,636	176,371	175,631
Banten	224,206	225,879	228,161	227,051	212,518
Bali	237,199	239,657	241,604	241,875	235,122
Nusa Tenggara Barat	381,818	381,818	381,818	381,818	381,818
Nusa Tenggara Timur	300,231	292,224	292,224	294,886	302,994
Kalimantan Barat	359,625	355,418	356,773	355,789	349,087
Kalimantan Tengah	258,773	258,773	265,877	262,398	262,762
Kalimantan Selatan	365,438	356,157	356,751	362,742	354,000
Kalimantan Timur	466,746	480,824	480,824	474,235	465,823
Sulawesi Utara	304,899	304,899	309,785	309,785	305,713
Sulawesi Tengah	309,930	305,956	303,020	303,020	313,549
Sulawesi Selatan	300,187	312,799	309,469	309,081	292,835
Sulawesi Tenggara	137,631	135,194	137,440	137,440	131,831
Gorontalo	368,106	375,506	375,506	363,297	347,665
Sulawesi Barat	240,510	240,510	240,510	240,510	242,283
Maluku	784,430	783,570	795,937	796,909	755,299
Maluku Utara	305,238	306,674	320,786	322,068	304,748
Papua Barat	315,153	313,198	315,249	323,477	311,889
Papua	707,261	707,261	707,261	711,057	725,909
Nasional/ <i>National</i>	320,177	320,483	321,385	321,130	317,131

SUBSEKTOR
HORTIKULTURA
KELOMPOK SAYUR-SAYURAN
HORTICULTURE SUBSECTOR
GROUP OF VEGETABLES

Tabel 2.1.1 **Harga Produsen Bawang Daun Menurut Provinsi (Rp/100 Kg), 2013**
Table 2.1.1 **Producer Price of Welch Onion by Province (Rp/100 Kg), 2013**

Provinsi <i>Province</i>	Januari <i>January</i>	Februari <i>February</i>	Maret <i>March</i>	April <i>April</i>
(1)	(2)	(3)	(4)	(5)
Aceh	498.428	468.757	471.480	460.589
Sumatera Utara	562.905	572.286	605.781	586.447
Sumatera Barat	377.341	357.527	353.245	339.915
Riau	1.022.660	968.960	968.960	968.960
Jambi	326.794	332.241	344.843	324.558
Sumatera Selatan	559.943	592.097	596.018	577.641
Bengkulu	459.864	463.245	468.408	464.275
Lampung	637.706	653.011	670.396	655.613
Kepulauan Bangka Belitung	611.030	611.030	565.431	611.030
Kepulauan Riau	375.000	328.125	328.125	375.000
Jawa Barat	365.690	384.399	400.250	405.168
Jawa Tengah	337.884	346.834	361.872	341.296
D.I. Yogyakarta	922.078	922.078	922.078	922.078
Jawa Timur	479.455	525.848	528.839	516.324
Banten	512.224	512.224	513.143	514.675
Bali	231.909	220.313	214.805	204.065
Nusa Tenggara Barat	-	-	-	-
Nusa Tenggara Timur	554.286	581.325	567.646	549.035
Kalimantan Barat	753.930	779.632	678.458	716.681
Kalimantan Tengah	233.648	239.081	242.342	242.880
Kalimantan Selatan	-	-	-	-
Kalimantan Timur	676.835	676.835	676.835	694.491
Sulawesi Utara	367.693	374.806	373.321	388.714
Sulawesi Tengah	908.936	908.936	908.936	908.936
Sulawesi Selatan	378.756	393.070	398.454	403.133
Sulawesi Tenggara	781.243	766.775	795.710	850.968
Gorontalo	637.207	684.997	684.997	684.997
Sulawesi Barat	400.000	400.000	400.000	400.000
Maluku	2.208.733	2.319.169	2.203.211	2.423.532
Maluku Utara	1.208.734	1.211.756	1.131.693	1.141.300
Papua Barat	2.000.000	2.000.000	2.000.000	2.181.818
Papua	-	-	-	-
Nasional/National	668.652	675.702	668.113	684.625

SUBSEKTOR HORTIKULTURA KELOMPOK SAYUR-SAYURAN

Lanjutan Tabel/Continued Table 2.1.1

Provinsi Province	Mei May	Juni June	Juli July	Agustus August
(1)	(6)	(7)	(8)	(9)
Aceh	466.034	479.661	498.722	509.614
Sumatera Utara	577.828	574.564	556.609	595.722
Sumatera Barat	333.441	325.203	323.391	323.391
Riau	968.960	968.960	968.960	968.960
Jambi	311.035	311.035	328.953	341.605
Sumatera Selatan	588.499	588.499	606.824	576.583
Bengkulu	459.350	469.420	462.848	480.650
Lampung	654.600	669.320	707.607	700.135
Kepulauan Bangka Belitung	583.671	536.601	536.601	536.601
Kepulauan Riau	375.000	375.000	352.941	366.176
Jawa Barat	426.042	433.432	448.655	468.810
Jawa Tengah	345.037	342.584	351.409	349.619
D.I. Yogyakarta	922.078	922.078	945.830	945.830
Jawa Timur	531.911	536.397	555.717	584.953
Banten	516.207	526.929	545.435	545.435
Bali	204.065	204.065	209.167	209.167
Nusa Tenggara Barat	-	-	-	-
Nusa Tenggara Timur	549.035	549.035	574.160	595.563
Kalimantan Barat	752.515	727.600	749.401	778.123
Kalimantan Tengah	255.497	268.114	264.530	225.777
Kalimantan Selatan	-	-	-	-
Kalimantan Timur	771.657	797.379	814.713	840.994
Sulawesi Utara	386.624	394.987	395.393	395.393
Sulawesi Tengah	908.936	927.741	927.741	927.741
Sulawesi Selatan	400.965	409.260	407.629	420.582
Sulawesi Tenggara	854.945	854.945	887.257	887.257
Gorontalo	684.997	684.997	684.997	684.997
Sulawesi Barat	400.000	400.000	410.000	410.000
Maluku	2.410.498	2.410.498	2.410.498	2.410.498
Maluku Utara	1.172.926	1.182.414	1.201.320	1.237.213
Papua Barat	2.227.273	2.227.273	2.138.950	2.202.856
Papua	-	-	-	-
Nasional/National	691.022	693.034	698.837	707.595

Lanjutan Tabel/Continued Table 2.1.1

Provinsi Province	September September	Oktober October	November November	Desember December	Rata-rata Average
(1)	(10)	(11)	(12)	(13)	(14)
Aceh	497.089	480.750	469.858	470.340	480.944
Sumatera Utara	559.437	565.070	560.690	556.519	572.821
Sumatera Barat	301.788	300.940	301.292	315.098	329.381
Riau	968.960	968.960	968.960	968.960	973.435
Jambi	328.953	303.649	303.649	349.246	325.547
Sumatera Selatan	596.744	596.744	557.067	554.829	582.624
Bengkulu	484.084	493.858	521.794	482.694	475.874
Lampung	676.570	653.426	615.533	653.126	662.254
Kepulauan Bangka Belitung	555.429	555.429	536.601	536.601	564.671
Kepulauan Riau	330.882	352.941	344.118	371.072	356.198
Jawa Barat	432.121	425.087	400.538	403.564	416.146
Jawa Tengah	359.354	374.144	339.466	330.857	348.363
D.I. Yogyakarta	945.830	945.830	945.830	945.830	933.954
Jawa Timur	595.930	579.137	576.823	537.668	545.750
Banten	545.435	543.773	514.672	519.693	525.820
Bali	232.407	209.167	197.546	212.362	212.420
Nusa Tenggara Barat	-	-	-	-	-
Nusa Tenggara Timur	567.646	576.952	586.258	586.258	569.767
Kalimantan Barat	762.162	754.181	743.706	741.168	744.796
Kalimantan Tengah	252.735	256.105	245.322	241.395	247.286
Kalimantan Selatan	-	-	-	-	-
Kalimantan Timur	880.416	906.311	906.311	906.311	795.757
Sulawesi Utara	387.839	383.370	393.507	399.713	386.780
Sulawesi Tengah	927.741	927.741	974.489	974.489	927.697
Sulawesi Selatan	404.725	400.921	385.382	372.917	397.983
Sulawesi Tenggara	903.008	966.008	981.102	981.102	875.860
Gorontalo	684.997	684.997	684.997	684.997	681.015
Sulawesi Barat	410.000	410.000	410.000	410.000	405.000
Maluku	2.410.498	2.410.498	2.410.498	2.293.882	2.360.168
Maluku Utara	1.237.213	1.196.608	1.234.753	1.175.018	1.194.246
Papua Barat	2.202.856	2.182.153	2.097.573	2.111.420	2.131.014
Papua	-	-	-	-	-
Nasional/National	704.926	703.612	696.839	692.660	690.468

SUBSEKTOR HORTIKULTURA KELOMPOK SAYUR-SAYURAN

Tabel 2.1.2 Harga Produsen Bawang Merah Menurut Provinsi (Rp/100 Kg), 2013
Table 2.1.2 Producer Price of Red Onion by Province (Rp/100 Kg), 2013

Provinsi Province	Januari January	Februari February	Maret March	April April
(1)	(2)	(3)	(4)	(5)
Aceh	1.017.744	1.053.612	1.087.146	1.159.317
Sumatera Utara	1.219.707	1.292.836	1.333.958	1.402.024
Sumatera Barat	1.430.228	1.508.771	1.597.253	1.678.754
Riau	1.555.000	1.578.397	1.641.136	1.724.876
Jambi	1.226.480	1.260.331	1.333.775	1.405.718
Sumatera Selatan	1.517.915	1.465.153	1.523.392	1.675.731
Bengkulu	1.315.276	1.315.276	1.417.575	1.500.400
Lampung	1.662.484	1.770.906	1.886.557	1.800.805
Kepulauan Bangka Belitung	1.468.159	1.468.159	1.468.159	1.401.424
Kepulauan Riau	-	-	-	-
Jawa Barat	980.652	1.011.518	1.123.609	1.019.424
Jawa Tengah	710.987	736.356	770.817	731.781
D.I. Yogyakarta	760.816	816.821	837.115	806.496
Jawa Timur	863.470	894.280	933.713	897.480
Banten	1.343.999	1.374.256	1.410.942	1.035.449
Bali	746.529	732.688	742.505	742.505
Nusa Tenggara Barat	655.391	658.404	663.256	669.341
Nusa Tenggara Timur	788.184	810.601	828.581	835.521
Kalimantan Barat	1.935.429	1.935.429	1.935.429	2.034.400
Kalimantan Tengah	3.202.131	3.202.131	3.362.238	3.278.182
Kalimantan Selatan	2.100.000	2.100.000	2.100.000	2.100.000
Kalimantan Timur	1.257.774	1.257.774	1.257.774	1.322.092
Sulawesi Utara	994.999	1.045.532	1.080.451	996.416
Sulawesi Tengah	1.037.921	1.037.921	1.153.246	1.124.415
Sulawesi Selatan	822.115	840.223	883.507	946.746
Sulawesi Tenggara	2.280.597	2.394.627	2.215.030	2.373.576
Gorontalo	-	-	-	-
Sulawesi Barat	2.300.000	2.300.000	2.418.485	2.591.594
Maluku	2.061.238	2.164.300	2.206.949	2.350.401
Maluku Utara	1.633.045	1.679.940	1.679.940	1.713.159
Papua Barat	-	-	-	-
Papua	2.476.685	2.583.691	2.675.221	2.719.323
Nasional/National	1.426.378	1.458.274	1.502.336	1.518.529

Lanjutan Tabel/Continued Table 2.1.2

Provinsi Province	Mei May	Juni June	Juli July	Agustus August
(1)	(6)	(7)	(8)	(9)
Aceh	1.144.750	1.147.430	1.141.351	1.182.380
Sumatera Utara	1.341.564	1.299.255	1.281.444	1.327.509
Sumatera Barat	1.568.101	1.493.574	1.587.971	1.645.055
Riau	1.650.494	1.650.494	1.747.211	1.730.983
Jambi	1.373.027	1.304.376	1.377.566	1.331.837
Sumatera Selatan	1.517.872	1.554.301	1.554.301	1.590.730
Bengkulu	1.401.503	1.454.612	1.572.157	1.557.555
Lampung	1.682.107	1.629.057	1.762.897	1.826.269
Kepulauan Bangka Belitung	1.401.424	1.401.424	1.401.424	1.401.424
Kepulauan Riau	-	-	-	-
Jawa Barat	946.506	931.666	974.983	1.044.421
Jawa Tengah	679.437	663.205	688.169	782.510
D.I. Yogyakarta	748.808	692.873	716.153	734.307
Jawa Timur	833.284	796.019	845.780	928.605
Banten	961.385	943.438	1.014.195	961.127
Bali	675.283	650.484	687.918	720.454
Nusa Tenggara Barat	663.700	663.700	685.583	718.009
Nusa Tenggara Timur	764.109	744.001	762.157	798.205
Kalimantan Barat	2.034.400	2.034.400	2.034.400	2.034.400
Kalimantan Tengah	3.278.182	3.116.297	3.427.926	3.227.964
Kalimantan Selatan	2.100.000	2.100.000	2.100.000	2.100.000
Kalimantan Timur	1.322.092	1.322.092	1.454.302	1.454.302
Sulawesi Utara	1.082.166	1.046.151	1.089.540	1.141.073
Sulawesi Tengah	1.096.305	1.096.305	1.151.120	1.205.565
Sulawesi Selatan	901.056	872.831	916.091	959.420
Sulawesi Tenggara	2.259.027	2.146.075	2.199.727	2.303.768
Gorontalo	-	-	-	-
Sulawesi Barat	2.466.523	2.343.197	2.449.706	2.565.570
Maluku	2.179.462	2.075.297	2.144.071	2.345.760
Maluku Utara	1.713.159	1.713.159	1.802.386	1.971.933
Papua Barat	-	-	-	-
Papua	2.708.576	2.751.894	2.811.464	3.075.932
Nasional/National	1.465.321	1.435.780	1.495.931	1.540.244

SUBSEKTOR HORTIKULTURA KELOMPOK SAYUR-SAYURAN

Lanjutan Tabel/Continued Table 2.1.2

Provinsi Province	September September	Oktober October	November November	Desember December	Rata-rata Average
(1)	(10)	(11)	(12)	(13)	(14)
Aceh	1.109.150	1.056.749	1.051.351	1.081.083	1.102.672
Sumatera Utara	1.285.455	1.224.724	1.195.273	1.210.489	1.284.520
Sumatera Barat	1.640.746	1.561.666	1.608.516	1.565.016	1.573.804
Riau	1.622.797	1.546.129	1.592.513	1.643.335	1.640.280
Jambi	1.236.094	1.177.696	1.104.525	1.169.939	1.275.114
Sumatera Selatan	1.590.730	1.590.730	1.590.730	1.590.730	1.563.526
Bengkulu	1.585.874	1.678.761	1.729.124	1.282.654	1.484.231
Lampung	1.595.049	1.549.991	1.468.887	1.484.787	1.676.650
Kepulauan Bangka Belitung	1.401.424	1.401.424	1.334.690	1.334.690	1.406.986
Kepulauan Riau	-	-	-	-	-
Jawa Barat	989.680	984.289	1.016.816	997.046	1.001.717
Jawa Tengah	764.848	760.479	785.610	788.330	738.544
D.I. Yogyakarta	695.132	713.743	737.330	731.654	749.271
Jawa Timur	903.596	862.070	920.332	954.511	886.095
Banten	886.476	850.294	800.543	830.273	1.034.365
Bali	720.454	699.870	783.854	793.226	724.648
Nusa Tenggara Barat	698.752	679.221	680.070	688.201	676.969
Nusa Tenggara Timur	750.693	720.853	736.482	738.395	773.149
Kalimantan Barat	2.034.400	2.034.400	2.034.400	2.170.027	2.020.959
Kalimantan Tengah	3.141.390	3.045.403	3.111.428	3.111.428	3.208.725
Kalimantan Selatan	2.100.000	2.100.000	2.100.000	2.100.000	2.100.000
Kalimantan Timur	1.454.302	1.454.302	1.454.302	1.454.302	1.372.117
Sulawesi Utara	1.197.968	1.151.261	1.126.668	1.126.668	1.089.908
Sulawesi Tengah	1.205.565	1.205.565	1.205.565	1.115.147	1.136.220
Sulawesi Selatan	983.114	944.784	952.154	998.079	918.343
Sulawesi Tenggara	2.211.618	2.059.569	1.999.581	2.137.642	2.215.070
Gorontalo	-	-	-	-	-
Sulawesi Barat	2.462.947	2.462.947	2.482.159	2.590.079	2.452.767
Maluku	2.251.929	2.182.639	2.175.866	2.270.469	2.200.698
Maluku Utara	1.971.933	1.911.258	1.911.258	1.911.258	1.801.036
Papua Barat	-	-	-	-	-
Papua	3.075.932	3.075.932	2.937.571	2.903.482	2.816.309
Nasional/National	1.502.346	1.471.957	1.469.917	1.474.929	1.480.162

Tabel 2.1.3 **Harga Produsen Bawang Putih Menurut Provinsi (Rp/100 Kg), 2013**
Table 2.1.3 **Producer Price of Garlic by Province (Rp/100 Kg), 2013**

Provinsi <i>Province</i>	Januari <i>January</i>	Februari <i>February</i>	Maret <i>March</i>	April <i>April</i>
(1)	(2)	(3)	(4)	(5)
Aceh	1.342.766	1.373.827	1.409.670	1.475.419
Sumatera Utara	1.853.733	1.899.240	1.948.831	1.897.812
Sumatera Barat	1.467.930	1.547.300	1.616.341	1.514.613
Riau	1.747.462	1.759.560	1.811.871	1.896.380
Jambi	1.467.913	1.533.070	1.645.655	1.835.538
Sumatera Selatan	1.373.209	1.365.164	1.496.288	1.642.267
Bengkulu	1.926.473	1.877.076	2.015.097	2.174.915
Lampung	1.548.749	1.589.506	1.748.457	1.769.779
Kepulauan Bangka Belitung	1.125.306	1.125.306	1.125.306	1.095.847
Kepulauan Riau	-	-	-	-
Jawa Barat	1.020.748	1.073.139	1.128.324	1.128.324
Jawa Tengah	1.276.660	1.309.253	1.394.669	1.351.716
D.I. Yogyakarta	1.014.346	983.608	1.002.973	979.093
Jawa Timur	632.554	648.703	669.889	672.603
Banten	1.525.706	1.601.991	1.670.311	1.670.311
Bali	1.578.573	1.635.577	1.680.896	1.680.896
Nusa Tenggara Barat	820.278	842.152	853.069	853.069
Nusa Tenggara Timur	899.625	942.575	941.618	939.720
Kalimantan Barat	1.997.066	1.997.066	2.096.919	2.139.568
Kalimantan Tengah	1.286.021	1.286.021	1.350.322	1.320.274
Kalimantan Selatan	1.800.000	1.800.000	1.800.000	1.800.000
Kalimantan Timur	-	-	-	-
Sulawesi Utara	1.428.498	1.515.073	1.547.539	1.579.015
Sulawesi Tengah	-	-	-	-
Sulawesi Selatan	1.055.250	1.126.479	1.192.190	1.221.507
Sulawesi Tenggara	1.462.957	1.523.913	1.676.305	1.717.525
Gorontalo	-	-	-	-
Sulawesi Barat	-	-	-	-
Maluku	2.157.474	2.265.347	2.482.698	2.405.566
Maluku Utara	3.204.494	3.107.388	3.107.388	3.107.388
Papua Barat	600.000	600.000	600.000	600.000
Papua	2.583.784	2.690.276	2.811.643	2.811.643
Nasional/National	1.488.799	1.519.208	1.586.084	1.602.992

SUBSEKTOR HORTIKULTURA KELOMPOK SAYUR-SAYURAN

Lanjutan Tabel/Continued Table 2.1.3

Provinsi Province	Mei May	Juni June	Juli July	Agustus August
(1)	(6)	(7)	(8)	(9)
Aceh	1.400.903	1.402.775	1.411.790	1.395.747
Sumatera Utara	1.813.565	1.674.841	1.705.456	1.686.076
Sumatera Barat	1.578.164	1.528.458	1.485.199	1.468.322
Riau	1.833.167	1.833.167	1.833.167	2.016.484
Jambi	1.778.769	1.826.844	1.935.313	1.913.321
Sumatera Selatan	1.569.277	1.624.020	1.624.020	1.642.267
Bengkulu	2.078.252	1.958.353	2.046.855	1.876.284
Lampung	1.691.122	1.691.122	1.691.122	1.691.122
Kepulauan Bangka Belitung	1.095.847	1.095.847	1.095.847	1.095.847
Kepulauan Riau	-	-	-	-
Jawa Barat	1.152.069	1.171.432	1.142.121	1.170.491
Jawa Tengah	1.276.608	1.187.921	1.187.109	1.019.719
D.I. Yogyakarta	891.413	802.272	729.338	711.104
Jawa Timur	656.155	589.198	544.236	530.989
Banten	1.577.500	1.577.500	1.577.500	1.616.684
Bali	1.680.896	1.613.660	1.582.923	1.543.350
Nusa Tenggara Barat	853.069	853.069	853.069	853.069
Nusa Tenggara Timur	916.739	899.705	879.140	900.978
Kalimantan Barat	2.087.244	2.087.244	2.087.244	2.087.244
Kalimantan Tengah	1.320.274	1.320.274	1.290.096	1.258.694
Kalimantan Selatan	1.800.000	1.800.000	1.800.000	1.800.000
Kalimantan Timur	-	-	-	-
Sulawesi Utara	1.543.877	1.543.877	1.586.065	1.586.065
Sulawesi Tengah	-	-	-	-
Sulawesi Selatan	1.194.325	1.154.067	1.100.389	1.027.611
Sulawesi Tenggara	1.679.306	1.595.340	1.595.340	1.634.968
Gorontalo	-	-	-	-
Sulawesi Barat	-	-	-	-
Maluku	2.345.427	2.419.493	2.414.840	2.474.823
Maluku Utara	3.107.388	3.107.388	3.107.388	3.107.388
Papua Barat	600.000	600.000	600.000	600.000
Papua	2.928.719	2.928.719	2.928.719	2.747.964
Nasional/National	1.572.225	1.551.355	1.549.418	1.535.430

Lanjutan Tabel/Continued Table 2.1.3

Provinsi <i>Province</i>	September <i>September</i>	Oktober <i>October</i>	November <i>November</i>	Desember <i>December</i>	Rata-rata <i>Average</i>
(1)	(10)	(11)	(12)	(13)	(14)
Aceh	1.338.666	1.357.044	1.357.044	1.320.450	1.382.175
Sumatera Utara	1.726.869	1.667.830	1.712.306	1.595.617	1.765.181
Sumatera Barat	1.485.199	1.437.943	1.446.402	1.426.022	1.500.158
Riau	2.070.497	1.926.462	2.142.514	1.902.442	1.897.764
Jambi	1.836.788	1.778.345	2.115.617	2.115.617	1.815.232
Sumatera Selatan	1.642.267	1.642.267	1.642.267	1.642.267	1.575.465
Bengkulu	1.922.582	1.794.409	1.678.641	1.678.641	1.918.965
Lampung	1.492.167	1.392.689	1.302.838	1.302.838	1.575.959
Kepulauan Bangka Belitung	1.095.847	1.095.847	1.025.147	948.261	1.085.021
Kepulauan Riau	-	-	-	-	-
Jawa Barat	1.163.986	1.118.872	1.111.165	1.112.831	1.124.459
Jawa Tengah	998.795	1.015.430	1.065.847	1.089.565	1.181.108
D.I. Yogyakarta	639.994	687.994	625.449	625.449	807.753
Jawa Timur	546.062	546.441	552.218	546.293	594.612
Banten	1.607.700	1.634.477	1.615.471	1.598.139	1.606.107
Bali	1.543.350	1.440.460	1.536.491	1.536.491	1.587.797
Nusa Tenggara Barat	853.069	853.069	853.069	853.069	849.426
Nusa Tenggara Timur	854.553	844.216	793.308	778.120	882.525
Kalimantan Barat	2.087.244	2.087.244	2.087.244	2.087.244	2.077.381
Kalimantan Tengah	1.224.584	1.224.584	1.224.584	1.224.584	1.277.526
Kalimantan Selatan	1.800.000	1.800.000	1.800.000	1.800.000	1.800.000
Kalimantan Timur	-	-	-	-	-
Sulawesi Utara	1.625.986	1.593.138	1.619.042	1.619.042	1.565.601
Sulawesi Tengah	-	-	-	-	-
Sulawesi Selatan	947.686	1.066.147	1.154.992	1.213.820	1.121.205
Sulawesi Tenggara	1.634.968	1.601.938	1.481.793	1.481.793	1.590.512
Gorontalo	-	-	-	-	-
Sulawesi Barat	-	-	-	-	-
Maluku	2.407.755	2.303.973	2.373.790	2.373.790	2.368.748
Maluku Utara	3.107.388	3.107.388	3.107.388	3.107.388	3.115.480
Papua Barat	600.000	600.000	600.000	600.000	600.000
Papua	2.747.964	2.747.964	2.635.525	2.401.571	2.747.041
Nasional/ <i>National</i>	1.518.591	1.495.043	1.505.932	1.480.791	1.533.822

SUBSEKTOR HORTIKULTURA KELOMPOK SAYUR-SAYURAN

Table 2.1.4 Harga Produsen Bayam Menurut Provinsi (Rp/100 Kg), 2013
Table 2.1.4 Producer Price of Spinach by Province (Rp/100 Kg), 2013

Provinsi Province	Januari January	Februari February	Maret March	April April
(1)	(2)	(3)	(4)	(5)
Aceh	406.512	387.502	385.206	408.552
Sumatera Utara	436.730	434.460	430.619	434.792
Sumatera Barat	364.330	368.565	368.618	360.838
Riau	569.208	558.394	563.427	568.561
Jambi	469.602	478.137	490.908	495.088
Sumatera Selatan	439.962	435.109	439.690	434.856
Bengkulu	335.113	323.595	324.314	324.314
Lampung	382.634	381.020	384.930	397.099
Kepulauan Bangka Belitung	715.725	720.594	710.669	680.212
Kepulauan Riau	770.400	744.137	758.470	752.074
Jawa Barat	252.794	261.449	257.817	256.181
Jawa Tengah	219.993	216.356	217.196	217.365
D.I. Yogyakarta	310.302	290.802	289.971	290.121
Jawa Timur	375.548	387.864	377.797	381.744
Banten	266.476	270.396	271.234	253.399
Bali	245.046	241.643	242.293	235.770
Nusa Tenggara Barat	315.256	315.256	315.256	315.256
Nusa Tenggara Timur	398.161	395.070	398.780	399.474
Kalimantan Barat	546.943	562.645	567.879	579.709
Kalimantan Tengah	441.312	428.332	435.981	430.926
Kalimantan Selatan	530.704	538.745	554.986	554.986
Kalimantan Timur	544.655	548.750	541.155	520.994
Sulawesi Utara	358.861	358.861	358.861	358.861
Sulawesi Tengah	886.425	908.789	944.808	957.791
Sulawesi Selatan	353.686	355.467	355.822	356.213
Sulawesi Tenggara	269.362	270.938	272.493	264.185
Gorontalo	-	-	-	-
Sulawesi Barat	400.326	373.638	366.433	366.433
Maluku	982.260	988.314	966.983	939.111
Maluku Utara	375.718	376.427	397.237	393.812
Papua Barat	439.477	439.477	439.477	439.477
Papua	667.993	616.284	650.353	650.353
Nasional/National	453.920	450.871	454.183	452.211

Lanjutan Tabel/Continued Table 2.1.4

Provinsi Province	Mei May	Juni June	Juli July	Agustus August
(1)	(6)	(7)	(8)	(9)
Aceh	405.633	408.660	417.417	423.255
Sumatera Utara	429.777	436.961	465.368	454.333
Sumatera Barat	362.766	367.626	373.011	374.677
Riau	568.561	568.561	564.979	567.082
Jambi	497.198	499.211	513.643	531.019
Sumatera Selatan	452.945	455.748	445.390	460.457
Bengkulu	324.314	326.603	328.665	340.265
Lampung	405.372	400.835	391.053	382.485
Kepulauan Bangka Belitung	718.791	708.106	710.467	799.018
Kepulauan Riau	790.315	802.252	816.354	829.244
Jawa Barat	257.939	260.256	268.787	281.199
Jawa Tengah	216.576	218.416	225.365	211.718
D.I. Yogyakarta	279.549	284.466	301.002	275.221
Jawa Timur	389.122	396.801	404.163	378.029
Banten	249.527	256.854	267.142	287.672
Bali	246.418	245.961	245.961	245.961
Nusa Tenggara Barat	315.256	331.019	340.047	340.047
Nusa Tenggara Timur	399.474	384.975	395.663	413.630
Kalimantan Barat	578.163	593.622	607.316	614.322
Kalimantan Tengah	430.926	413.397	428.430	405.881
Kalimantan Selatan	567.374	559.894	565.596	572.120
Kalimantan Timur	489.530	487.537	489.838	483.146
Sulawesi Utara	358.861	358.861	364.382	380.156
Sulawesi Tengah	940.022	926.618	945.706	966.750
Sulawesi Selatan	360.259	355.679	366.429	370.701
Sulawesi Tenggara	269.221	289.413	302.587	359.859
Gorontalo	-	-	-	-
Sulawesi Barat	380.843	369.521	378.784	380.843
Maluku	945.082	907.267	956.245	1.059.879
Maluku Utara	407.510	407.510	424.633	441.755
Papua Barat	439.477	439.477	457.789	476.100
Papua	650.353	643.941	643.941	643.941
Nasional/National	455.715	455.034	464.715	475.831

SUBSEKTOR HORTIKULTURA KELOMPOK SAYUR-SAYURAN

Lanjutan Tabel/Continued Table 2.1.4

Provinsi Province	September September	Oktober October	November November	Desember December	Rata-rata Average
<i>(1)</i>	<i>(10)</i>	<i>(11)</i>	<i>(12)</i>	<i>(13)</i>	<i>(14)</i>
Aceh	410.898	415.567	413.734	413.538	408.040
Sumatera Utara	474.452	489.719	499.998	515.787	458.583
Sumatera Barat	386.604	375.450	379.983	392.741	372.934
Riau	562.352	567.082	543.434	546.952	562.383
Jambi	534.966	540.110	536.518	526.052	509.371
Sumatera Selatan	436.179	440.160	466.592	514.402	451.791
Bengkulu	343.644	340.208	340.208	351.125	333.531
Lampung	366.792	348.831	327.583	362.868	377.625
Kepulauan Bangka Belitung	780.650	779.193	703.565	732.023	729.918
Kepulauan Riau	789.756	775.410	780.167	798.979	783.963
Jawa Barat	285.265	281.604	285.903	286.577	269.647
Jawa Tengah	223.289	224.736	219.893	221.865	219.397
D.I. Yogyakarta	310.926	304.734	313.540	312.831	296.955
Jawa Timur	386.199	381.131	390.579	383.141	386.010
Banten	256.431	258.827	256.773	258.069	262.733
Bali	257.491	265.414	259.270	262.414	249.470
Nusa Tenggara Barat	340.047	340.047	340.047	340.047	328.965
Nusa Tenggara Timur	413.630	433.037	431.748	423.893	407.295
Kalimantan Barat	664.035	664.035	664.035	654.607	608.109
Kalimantan Tengah	453.985	436.642	480.307	485.112	439.269
Kalimantan Selatan	572.120	562.266	569.398	568.294	559.707
Kalimantan Timur	480.469	488.302	486.564	463.654	502.050
Sulawesi Utara	413.676	413.676	416.377	416.377	379.817
Sulawesi Tengah	1.016.840	1.080.393	1.087.446	1.118.818	981.701
Sulawesi Selatan	370.332	360.940	375.160	366.085	362.231
Sulawesi Tenggara	344.805	344.805	361.707	361.707	309.257
Gorontalo	-	-	-	-	-
Sulawesi Barat	382.902	382.902	387.842	386.907	379.781
Maluku	1.173.992	1.138.583	1.150.478	1.179.634	1.032.319
Maluku Utara	441.755	400.707	428.028	428.299	410.283
Papua Barat	476.100	463.892	441.263	451.663	450.306
Papua	579.547	579.547	612.814	603.659	628.561
Nasional/National	481.617	479.934	482.289	488.004	466.194

Tabel 2.1.5 **Harga Produsen Buncis Menurut Provinsi (Rp/100 Kg), 2013**
Table 2.1.5 **Producer Price of Snaps by Province (Rp/100 Kg), 2013**

Provinsi <i>Province</i>	Januari <i>January</i>	Februari <i>February</i>	Maret <i>March</i>	April <i>April</i>
(1)	(2)	(3)	(4)	(5)
Aceh	522.849	502.426	513.230	497.023
Sumatera Utara	458.108	451.490	453.582	459.443
Sumatera Barat	488.914	469.874	474.319	433.114
Riau	632.739	565.373	575.285	575.285
Jambi	190.636	175.916	187.515	180.103
Sumatera Selatan	323.557	323.959	332.447	329.008
Bengkulu	499.661	483.202	485.275	486.023
Lampung	399.600	403.615	407.439	391.513
Kepulauan Bangka Belitung	839.000	839.000	852.983	916.167
Kepulauan Riau	813.771	777.603	795.303	779.397
Jawa Barat	412.095	415.671	389.374	392.741
Jawa Tengah	397.331	411.800	386.198	370.561
D.I. Yogyakarta	453.151	441.635	426.975	424.982
Jawa Timur	559.289	545.076	524.038	524.797
Banten	365.802	377.614	360.050	329.794
Bali	250.503	255.344	258.629	252.068
Nusa Tenggara Barat	-	-	-	-
Nusa Tenggara Timur	525.476	517.094	506.898	512.998
Kalimantan Barat	566.655	576.467	591.541	591.541
Kalimantan Tengah	478.789	485.439	485.439	493.934
Kalimantan Selatan	619.973	616.070	624.018	627.348
Kalimantan Timur	736.285	721.346	711.854	725.463
Sulawesi Utara	546.134	564.692	561.102	535.784
Sulawesi Tengah	803.651	821.510	858.852	858.852
Sulawesi Selatan	245.214	246.146	247.751	248.931
Sulawesi Tenggara	357.550	357.550	357.550	357.550
Gorontalo	911.575	911.575	911.575	911.575
Sulawesi Barat	-	-	-	-
Maluku	1.212.992	1.187.721	1.252.101	1.273.824
Maluku Utara	981.412	980.551	1.007.197	1.030.335
Papua Barat	762.842	814.560	844.298	844.298
Papua	682.661	655.125	682.384	701.449
Nasional/National	567.940	563.181	568.840	568.530

SUBSEKTOR HORTIKULTURA KELOMPOK SAYUR-SAYURAN

Lanjutan Tabel/Continued Table 2.1.5

Provinsi Province	Mei May	Juni June	Juli July	Agustus August
(1)	(6)	(7)	(8)	(9)
Aceh	507.828	507.828	524.035	507.828
Sumatera Utara	454.259	459.571	467.314	449.391
Sumatera Barat	462.169	453.775	466.298	448.414
Riau	575.285	575.285	599.477	621.980
Jambi	177.077	180.302	187.778	186.628
Sumatera Selatan	329.008	335.501	336.373	313.060
Bengkulu	488.323	496.987	507.968	504.308
Lampung	408.914	421.252	429.332	450.148
Kepulauan Bangka Belitung	881.811	911.205	911.205	911.205
Kepulauan Riau	799.381	799.018	810.974	849.143
Jawa Barat	415.970	438.186	440.822	435.192
Jawa Tengah	374.974	392.057	388.810	355.031
D.I. Yogyakarta	444.125	461.134	466.675	426.132
Jawa Timur	519.085	540.274	530.671	494.602
Banten	349.965	349.965	377.196	370.640
Bali	263.399	262.454	265.039	260.291
Nusa Tenggara Barat	-	-	-	-
Nusa Tenggara Timur	499.553	488.024	515.327	502.362
Kalimantan Barat	597.924	619.203	648.806	653.740
Kalimantan Tengah	481.586	481.586	481.586	464.538
Kalimantan Selatan	655.015	635.441	637.189	614.634
Kalimantan Timur	726.316	728.330	712.490	687.269
Sulawesi Utara	559.836	549.388	557.783	594.792
Sulawesi Tengah	907.929	821.184	872.508	930.400
Sulawesi Selatan	251.958	246.501	256.333	273.341
Sulawesi Tenggara	357.550	357.550	357.550	381.273
Gorontalo	911.575	911.575	911.575	911.575
Sulawesi Barat	-	-	-	-
Maluku	1.159.005	1.130.527	1.148.005	1.279.872
Maluku Utara	1.096.382	1.102.987	1.106.269	1.153.161
Papua Barat	824.432	837.947	881.472	863.842
Papua	691.222	681.314	694.891	724.345
Nasional/National	572.395	572.545	583.058	587.305

Lanjutan Tabel/Continued Table 2.1.5

Provinsi <i>Province</i>	September <i>September</i>	Oktober <i>October</i>	November <i>November</i>	Desember <i>December</i>	Rata-rata <i>Average</i>
(1)	(10)	(11)	(12)	(13)	(14)
Aceh	502.426	508.908	500.514	490.962	507.155
Sumatera Utara	463.995	451.264	438.722	463.488	455.886
Sumatera Barat	449.899	463.159	451.062	457.741	459.895
Riau	610.733	621.980	621.980	657.091	602.708
Jambi	178.587	166.864	173.160	171.699	179.689
Sumatera Selatan	336.445	340.043	317.803	307.972	327.098
Bengkulu	520.094	511.550	516.377	529.848	502.468
Lampung	442.017	445.650	425.989	446.703	422.681
Kepulauan Bangka Belitung	911.205	911.205	911.205	911.205	892.283
Kepulauan Riau	849.143	819.401	838.555	745.592	806.440
Jawa Barat	464.481	490.069	451.806	451.500	433.159
Jawa Tengah	356.235	386.190	407.141	404.147	385.873
D.I. Yogyakarta	451.700	455.360	448.593	470.682	447.595
Jawa Timur	521.619	528.484	513.630	496.281	524.821
Banten	380.927	380.927	366.001	379.544	365.702
Bali	251.442	257.521	259.797	271.346	258.986
Nusa Tenggara Barat	-	-	-	-	-
Nusa Tenggara Timur	484.292	482.304	499.906	479.794	501.169
Kalimantan Barat	645.792	645.792	645.792	643.172	618.869
Kalimantan Tengah	488.346	471.742	505.438	504.489	485.243
Kalimantan Selatan	610.828	617.557	614.095	624.387	624.713
Kalimantan Timur	703.620	719.795	706.041	706.886	715.475
Sulawesi Utara	576.088	552.084	591.519	575.004	563.684
Sulawesi Tengah	930.400	930.400	996.857	996.857	894.117
Sulawesi Selatan	295.041	271.386	290.770	298.627	264.333
Sulawesi Tenggara	381.273	381.273	381.273	381.273	367.435
Gorontalo	911.575	911.575	1.002.732	1.002.732	926.768
Sulawesi Barat	-	-	-	-	-
Maluku	1.319.171	1.314.718	1.280.751	1.325.036	1.240.310
Maluku Utara	1.115.558	1.080.296	1.107.303	1.117.251	1.073.225
Papua Barat	901.870	986.699	966.459	1.000.601	877.443
Papua	738.092	811.902	799.139	780.380	720.242
Nasional/ <i>National</i>	593.096	597.203	601.014	603.076	581.515

SUBSEKTOR HORTIKULTURA KELOMPOK SAYUR-SAYURAN

Tabel 2.1.6 Harga Produsen Cabe Merah Menurut Provinsi (Rp/100 Kg), 2013
Table 2.1.6 Producer Price of Red Chilli by Province (Rp/100 Kg), 2013

Provinsi Province	Januari January	Februari February	Maret March	April April
(1)	(2)	(3)	(4)	(5)
Aceh	1.726.472	1.762.458	1.793.858	1.803.105
Sumatera Utara	1.702.400	1.703.167	1.716.148	1.691.233
Sumatera Barat	1.918.840	1.992.708	1.983.174	1.818.937
Riau	2.128.731	2.181.055	2.225.915	2.154.462
Jambi	3.388.204	3.566.854	3.541.827	3.365.135
Sumatera Selatan	2.120.532	2.194.203	2.187.374	2.147.069
Bengkulu	2.451.411	2.535.681	2.514.756	2.473.251
Lampung	1.804.721	1.826.979	1.858.190	1.826.729
Kepulauan Bangka Belitung	2.900.539	2.935.768	2.979.492	2.682.642
Kepulauan Riau	5.023.171	5.154.496	5.302.236	5.003.237
Jawa Barat	1.143.447	1.146.429	1.152.911	1.143.834
Jawa Tengah	1.150.380	1.153.126	1.157.999	1.168.850
D.I. Yogyakarta	1.201.431	1.135.308	1.143.040	1.141.454
Jawa Timur	1.112.967	1.040.717	1.057.504	1.067.600
Banten	910.449	922.240	956.291	974.455
Bali	1.064.668	1.101.545	1.131.581	1.098.080
Nusa Tenggara Barat	2.104.529	2.165.835	2.106.467	1.921.689
Nusa Tenggara Timur	2.147.373	2.120.133	2.179.855	2.153.343
Kalimantan Barat	2.345.566	2.395.700	2.376.541	2.392.902
Kalimantan Tengah	1.834.013	1.784.861	1.834.671	1.822.835
Kalimantan Selatan	2.053.383	2.079.458	2.068.334	2.077.552
Kalimantan Timur	1.964.526	1.991.103	1.961.112	2.051.610
Sulawesi Utara	1.371.756	1.470.099	1.537.770	1.464.543
Sulawesi Tengah	1.604.773	1.524.251	1.491.820	1.463.726
Sulawesi Selatan	1.070.153	1.115.164	1.101.655	1.105.108
Sulawesi Tenggara	1.082.305	1.075.412	1.070.688	1.103.982
Gorontalo	968.625	968.625	968.625	968.625
Sulawesi Barat	912.362	947.175	979.302	945.953
Maluku	2.925.651	2.908.514	3.122.454	3.115.894
Maluku Utara	1.846.545	1.847.444	1.881.976	1.947.933
Papua Barat	880.795	907.813	988.781	1.092.499
Papua	2.662.648	2.730.755	2.712.261	2.712.261
Nasional/National	1.860.105	1.887.034	1.908.894	1.871.892

Lanjutan Tabel/Continued Table 2.1.6

Provinsi Province	Mei May	Juni June	Juli July	Agustus August
(1)	(6)	(7)	(8)	(9)
Aceh	1.883.447	1.931.694	1.973.268	1.849.401
Sumatera Utara	1.781.249	1.864.059	1.917.917	1.797.525
Sumatera Barat	1.904.299	2.018.183	2.106.380	1.974.158
Riau	2.310.113	2.365.398	2.458.818	2.402.424
Jambi	3.580.130	3.718.193	3.856.853	3.243.973
Sumatera Selatan	2.310.357	2.392.559	2.533.562	2.709.470
Bengkulu	2.616.736	2.709.455	2.797.781	2.509.556
Lampung	1.848.763	1.935.437	2.020.732	1.978.968
Kepulauan Bangka Belitung	2.866.250	3.059.480	3.212.454	3.045.573
Kepulauan Riau	5.003.237	5.245.060	5.455.382	5.435.177
Jawa Barat	1.185.816	1.236.874	1.240.380	1.169.702
Jawa Tengah	1.260.456	1.298.705	1.331.502	1.255.632
D.I. Yogyakarta	1.250.820	1.325.831	1.336.969	1.260.788
Jawa Timur	1.018.081	1.072.617	1.071.078	1.010.047
Banten	999.167	1.035.856	1.101.110	1.038.368
Bali	1.066.578	1.117.519	1.144.761	1.212.334
Nusa Tenggara Barat	1.944.298	1.916.074	1.999.516	1.917.344
Nusa Tenggara Timur	2.259.494	2.216.782	2.297.100	2.233.292
Kalimantan Barat	2.497.083	2.383.061	2.531.198	2.776.152
Kalimantan Tengah	1.770.837	1.770.837	1.845.044	1.875.795
Kalimantan Selatan	2.114.699	2.147.770	2.199.991	2.364.991
Kalimantan Timur	2.088.293	2.095.554	2.203.657	2.351.229
Sulawesi Utara	1.640.288	1.552.415	1.618.508	1.797.577
Sulawesi Tengah	1.582.406	1.575.357	1.618.664	1.602.125
Sulawesi Selatan	1.171.227	1.186.189	1.177.488	1.164.427
Sulawesi Tenggara	1.140.409	1.166.346	1.216.086	1.311.870
Gorontalo	968.625	968.625	968.625	968.625
Sulawesi Barat	1.039.563	1.087.969	1.092.666	1.014.108
Maluku	3.239.590	3.247.261	3.387.172	3.563.282
Maluku Utara	1.964.945	1.994.717	2.034.129	2.427.971
Papua Barat	1.085.628	1.134.101	1.165.006	1.132.361
Papua	2.820.255	2.776.305	2.833.961	2.702.732
Nasional/National	1.944.161	1.985.821	2.054.617	2.034.281

SUBSEKTOR HORTIKULTURA KELOMPOK SAYUR-SAYURAN

Lanjutan Tabel/Continued Table 2.1.6

Provinsi Province	September September	Oktober October	November November	Desember December	Rata-rata Average
(1)	(10)	(11)	(12)	(13)	(14)
Aceh	1.712.196	1.769.325	1.894.228	1.738.687	1.819.845
Sumatera Utara	1.641.088	1.701.953	1.830.641	1.664.799	1.751.015
Sumatera Barat	1.811.454	1.910.097	1.978.560	1.816.094	1.936.074
Riau	2.296.151	2.325.531	2.438.637	2.363.819	2.304.255
Jambi	2.976.281	3.163.620	3.013.214	2.891.710	3.358.833
Sumatera Selatan	2.557.831	2.637.996	2.746.415	2.532.090	2.422.455
Bengkulu	2.395.270	2.488.438	2.396.715	2.152.866	2.503.493
Lampung	1.874.386	1.934.739	1.905.776	1.799.470	1.884.574
Kepulauan Bangka Belitung	2.930.813	3.052.137	3.234.778	3.173.620	3.006.129
Kepulauan Riau	5.308.187	5.308.187	5.413.606	5.475.130	5.260.592
Jawa Barat	1.135.616	1.202.067	1.157.478	1.161.004	1.172.963
Jawa Tengah	1.288.392	1.365.416	1.232.327	1.242.897	1.242.140
D.I. Yogyakarta	1.243.070	1.346.698	1.266.615	1.208.173	1.238.350
Jawa Timur	998.962	1.049.868	948.710	972.523	1.035.056
Banten	962.513	1.054.388	1.013.322	966.470	994.552
Bali	1.144.047	1.197.331	1.115.778	1.102.615	1.124.736
Nusa Tenggara Barat	1.794.771	1.898.440	1.814.563	1.782.905	1.947.203
Nusa Tenggara Timur	2.235.751	2.211.573	2.333.423	2.341.187	2.227.442
Kalimantan Barat	2.517.505	2.526.126	2.437.631	2.436.300	2.467.980
Kalimantan Tengah	1.645.164	1.633.633	1.511.110	1.472.347	1.733.429
Kalimantan Selatan	2.295.576	2.219.984	2.261.950	2.311.504	2.182.933
Kalimantan Timur	2.263.520	2.173.804	2.238.917	2.179.571	2.130.242
Sulawesi Utara	1.781.220	1.608.664	1.713.577	1.819.470	1.614.657
Sulawesi Tengah	1.610.341	1.610.341	1.526.881	1.550.635	1.563.443
Sulawesi Selatan	1.124.037	1.275.590	1.236.402	1.275.565	1.166.917
Sulawesi Tenggara	1.210.024	1.217.248	1.198.711	1.166.378	1.163.288
Gorontalo	891.135	881.852	881.852	854.463	938.192
Sulawesi Barat	963.960	1.013.510	917.530	979.134	991.103
Maluku	3.607.766	3.482.021	3.581.660	3.598.183	3.314.954
Maluku Utara	2.345.246	2.238.987	2.485.733	2.595.531	2.134.263
Papua Barat	1.127.119	1.204.163	1.164.896	1.207.403	1.090.880
Papua	2.795.306	2.795.306	2.730.355	2.751.032	2.751.931
Nasional/National	1.952.647	1.984.345	1.988.187	1.955.737	1.952.310

Tabel 2.1.7 **Harga Produsen Cabe Rawit Menurut Provinsi (Rp/100 Kg), 2013**
Table 2.1.7 **Producer Price of Cayenne Pepper by Province (Rp/100 Kg), 2013**

Provinsi Province	Januari January	Februari February	Maret March	April April
(1)	(2)	(3)	(4)	(5)
Aceh	2.127.359	2.192.474	2.202.758	2.132.392
Sumatera Utara	1.985.871	1.881.042	1.928.964	1.838.292
Sumatera Barat	3.452.600	3.688.383	3.808.374	3.508.978
Riau	2.849.414	2.873.838	2.921.478	2.821.313
Jambi	1.288.643	1.314.317	1.374.384	1.290.950
Sumatera Selatan	1.789.212	1.815.567	1.825.128	1.794.888
Bengkulu	2.721.215	2.814.207	2.882.946	2.800.090
Lampung	881.785	907.880	951.049	945.936
Kepulauan Bangka Belitung	3.710.241	3.684.860	3.761.869	3.747.059
Kepulauan Riau	3.871.590	3.904.775	4.060.258	4.060.258
Jawa Barat	1.017.893	1.041.569	1.077.889	1.019.095
Jawa Tengah	948.037	944.111	974.736	978.685
D.I. Yogyakarta	611.305	590.750	610.485	616.047
Jawa Timur	1.106.418	1.000.536	1.035.388	1.022.547
Banten	893.413	913.457	927.517	863.047
Bali	999.983	986.346	1.006.092	986.860
Nusa Tenggara Barat	1.521.744	1.560.228	1.605.225	1.594.064
Nusa Tenggara Timur	2.507.618	2.470.197	2.499.959	2.408.135
Kalimantan Barat	2.270.918	2.346.545	2.435.197	2.427.515
Kalimantan Tengah	1.133.830	1.184.852	1.216.752	1.277.589
Kalimantan Selatan	3.210.372	3.323.906	3.414.560	3.454.362
Kalimantan Timur	3.656.827	3.830.410	3.948.877	4.060.460
Sulawesi Utara	2.144.528	2.098.607	2.192.652	2.512.290
Sulawesi Tengah	3.315.869	3.217.608	3.152.770	3.426.095
Sulawesi Selatan	1.347.586	1.373.119	1.372.642	1.421.531
Sulawesi Tenggara	2.083.089	2.010.603	1.910.149	1.812.420
Gorontalo	2.190.731	2.212.961	2.257.220	2.259.720
Sulawesi Barat	1.326.040	1.372.452	1.412.710	1.420.833
Maluku	6.526.749	6.369.623	6.480.078	6.482.238
Maluku Utara	3.173.443	3.225.953	2.910.806	2.990.244
Papua Barat	5.502.811	5.527.053	5.738.727	5.820.127
Papua	3.799.174	3.871.382	3.805.336	3.849.676
Nasional/National	2.373.947	2.392.175	2.428.218	2.426.367

SUBSEKTOR HORTIKULTURA KELOMPOK SAYUR-SAYURAN

Lanjutan Tabel/Continued Table 2.1.7

Provinsi Province	Mei May	Juni June	Juli July	Agustus August
(1)	(6)	(7)	(8)	(9)
Aceh	2.148.835	2.125.590	2.227.234	2.573.326
Sumatera Utara	1.943.337	1.902.253	1.949.904	2.091.950
Sumatera Barat	3.581.284	3.637.461	3.873.540	3.932.859
Riau	2.706.600	2.789.544	2.886.918	2.916.222
Jambi	1.259.645	1.272.329	1.345.284	1.233.950
Sumatera Selatan	1.833.610	1.881.474	1.957.871	1.977.745
Bengkulu	2.835.296	2.749.888	2.867.356	2.896.462
Lampung	972.050	1.013.328	1.048.788	1.038.738
Kepulauan Bangka Belitung	3.822.592	3.953.279	4.150.942	4.111.168
Kepulauan Riau	3.967.979	3.897.647	4.047.944	3.794.947
Jawa Barat	997.744	1.013.325	1.058.719	975.706
Jawa Tengah	945.036	977.901	1.030.440	976.366
D.I. Yogyakarta	604.761	643.861	685.501	649.528
Jawa Timur	993.658	1.034.345	1.071.604	1.015.370
Banten	816.680	833.891	871.810	826.060
Bali	935.260	956.656	1.018.716	983.684
Nusa Tenggara Barat	1.660.053	1.636.389	1.690.852	1.632.707
Nusa Tenggara Timur	2.569.446	2.604.041	2.680.380	2.636.770
Kalimantan Barat	2.446.017	2.357.206	2.457.896	2.502.550
Kalimantan Tengah	1.256.530	1.264.192	1.334.106	1.361.899
Kalimantan Selatan	3.175.601	3.245.401	3.416.227	3.487.399
Kalimantan Timur	3.866.808	3.831.004	4.006.102	4.139.085
Sulawesi Utara	2.682.564	2.477.170	2.524.944	2.463.901
Sulawesi Tengah	3.634.438	3.395.884	3.432.084	3.561.326
Sulawesi Selatan	1.407.485	1.424.728	1.467.749	1.602.401
Sulawesi Tenggara	1.819.459	1.892.330	1.967.097	2.284.567
Gorontalo	2.268.221	2.290.968	2.398.778	2.243.013
Sulawesi Barat	1.491.875	1.536.276	1.587.224	1.662.806
Maluku	5.900.441	6.183.875	6.432.676	6.036.242
Maluku Utara	2.829.766	2.829.766	2.936.751	2.942.100
Papua Barat	6.125.379	6.364.418	6.519.800	6.075.268
Papua	3.887.490	3.733.796	3.918.586	3.918.586
Nasional/National	2.418.311	2.429.694	2.526.994	2.517.022

Lanjutan Tabel/Continued Table 2.1.7

Provinsi <i>Province</i>	September <i>September</i>	Oktober <i>October</i>	November <i>November</i>	Desember <i>December</i>	Rata-rata <i>Average</i>
(1)	(10)	(11)	(12)	(13)	(14)
Aceh	2.614.087	2.596.623	2.474.375	2.529.413	2.328.705
Sumatera Utara	2.063.378	2.000.541	1.984.457	2.140.087	1.975.840
Sumatera Barat	3.766.156	3.886.119	3.970.875	3.981.572	3.757.350
Riau	2.764.237	2.795.236	2.724.381	2.734.510	2.815.308
Jambi	1.159.302	1.227.479	1.172.322	1.131.845	1.255.871
Sumatera Selatan	1.942.287	1.935.071	1.826.706	1.634.801	1.851.197
Bengkulu	2.724.053	2.760.712	2.793.621	2.841.719	2.807.297
Lampung	953.938	961.333	970.527	900.122	962.123
Kepulauan Bangka Belitung	3.867.286	3.998.413	3.846.749	3.809.405	3.871.989
Kepulauan Riau	3.662.050	3.871.310	3.889.129	3.721.314	3.895.767
Jawa Barat	917.969	975.406	936.886	946.635	998.236
Jawa Tengah	907.023	993.230	946.141	965.452	965.596
D.I. Yogyakarta	591.803	626.282	582.890	648.620	621.820
Jawa Timur	990.248	1.048.837	1.010.961	1.061.524	1.032.620
Banten	726.364	705.139	703.509	691.468	814.363
Bali	945.156	970.819	898.697	909.174	966.454
Nusa Tenggara Barat	1.584.874	1.553.063	1.542.306	1.591.649	1.597.763
Nusa Tenggara Timur	2.636.770	2.636.770	2.930.438	2.938.317	2.626.570
Kalimantan Barat	2.350.880	2.275.045	2.295.160	2.257.322	2.368.521
Kalimantan Tengah	1.382.745	1.370.238	1.330.712	1.329.554	1.286.917
Kalimantan Selatan	3.351.044	3.300.294	3.230.785	3.184.802	3.316.229
Kalimantan Timur	4.009.427	3.875.392	3.915.761	3.887.397	3.918.962
Sulawesi Utara	2.375.812	2.312.161	2.180.828	2.393.622	2.363.257
Sulawesi Tengah	3.695.232	3.496.564	3.496.564	3.630.403	3.454.570
Sulawesi Selatan	1.495.626	1.490.141	1.395.119	1.486.092	1.440.352
Sulawesi Tenggara	2.419.949	2.474.102	2.454.848	2.403.099	2.127.643
Gorontalo	2.225.879	2.253.144	2.299.393	2.370.590	2.272.551
Sulawesi Barat	1.628.038	1.639.220	1.674.472	1.724.146	1.539.674
Maluku	6.348.525	6.282.865	6.532.109	6.451.324	6.335.562
Maluku Utara	2.921.526	2.934.569	3.010.650	3.119.687	2.985.438
Papua Barat	5.915.392	5.602.224	5.231.391	5.254.954	5.806.462
Papua	3.916.750	3.844.599	3.750.671	3.929.338	3.852.115
Nasional/ <i>National</i>	2.464.181	2.459.154	2.437.607	2.456.249	2.444.160

SUBSEKTOR HORTIKULTURA KELOMPOK SAYUR-SAYURAN

Tabel 2.1.8 Harga Produsen Kacang Panjang Menurut Provinsi (Rp/100 Kg), 2013
Table 2.1.8 Producer Price of Yardlong Bean by Province (Rp/100 Kg), 2013

Provinsi Province	Januari January	Februari February	Maret March	April April
(1)	(2)	(3)	(4)	(5)
Aceh	426.014	401.329	405.809	458.941
Sumatera Utara	407.939	409.097	410.153	405.946
Sumatera Barat	523.903	520.900	525.503	507.453
Riau	452.196	451.365	451.365	451.365
Jambi	794.669	779.915	812.669	826.402
Sumatera Selatan	485.025	489.236	486.043	489.172
Bengkulu	321.241	321.241	319.696	320.721
Lampung	436.349	431.253	430.942	434.077
Kepulauan Bangka Belitung	583.823	596.514	596.514	623.425
Kepulauan Riau	812.504	796.000	789.715	783.641
Jawa Barat	424.820	407.954	379.766	406.688
Jawa Tengah	390.331	383.982	371.219	377.616
D.I. Yogyakarta	343.811	312.398	297.903	302.522
Jawa Timur	380.307	361.539	348.714	349.455
Banten	352.126	359.293	348.166	347.875
Bali	338.416	332.110	336.200	335.882
Nusa Tenggara Barat	447.512	429.719	419.070	410.969
Nusa Tenggara Timur	451.478	453.237	453.714	472.607
Kalimantan Barat	499.703	494.729	487.459	496.181
Kalimantan Tengah	613.551	597.748	595.686	585.561
Kalimantan Selatan	621.282	638.386	648.094	601.202
Kalimantan Timur	522.922	520.089	506.922	517.116
Sulawesi Utara	317.228	319.196	320.845	324.446
Sulawesi Tengah	534.639	507.878	506.791	493.928
Sulawesi Selatan	373.895	374.046	376.394	376.636
Sulawesi Tenggara	494.377	495.821	504.358	518.098
Gorontalo	209.606	199.717	175.561	177.101
Sulawesi Barat	458.095	465.730	443.090	459.489
Maluku	1.044.519	1.043.261	1.046.762	1.048.418
Maluku Utara	928.262	924.394	906.012	895.537
Papua Barat	474.215	474.215	489.269	506.743
Papua	950.089	950.089	995.833	1.006.657
Nasional/National	512.964	507.574	505.820	509.746

Lanjutan Tabel/Continued Table 2.1.8

Provinsi Province	Mei May	Juni June	Juli July	Agustus August
(1)	(6)	(7)	(8)	(9)
Aceh	436.204	443.195	445.387	471.689
Sumatera Utara	407.417	399.278	408.655	403.628
Sumatera Barat	512.696	508.737	520.546	546.798
Riau	446.692	446.692	448.334	469.502
Jambi	789.019	756.093	783.449	816.367
Sumatera Selatan	485.584	488.131	501.855	491.383
Bengkulu	311.251	319.657	325.342	342.635
Lampung	460.658	476.546	479.720	451.895
Kepulauan Bangka Belitung	614.006	606.675	610.614	615.385
Kepulauan Riau	783.641	788.984	825.564	860.945
Jawa Barat	410.888	423.622	415.425	388.214
Jawa Tengah	371.404	378.627	391.791	373.608
D.I. Yogyakarta	306.718	321.700	337.096	321.451
Jawa Timur	348.061	362.297	365.662	336.399
Banten	352.672	360.257	373.409	346.013
Bali	364.996	379.133	392.020	394.199
Nusa Tenggara Barat	408.880	415.594	441.282	414.745
Nusa Tenggara Timur	469.557	487.690	495.959	498.715
Kalimantan Barat	500.713	487.496	503.318	519.233
Kalimantan Tengah	601.387	608.463	601.651	622.104
Kalimantan Selatan	606.138	596.019	601.610	622.061
Kalimantan Timur	527.023	522.923	530.613	517.543
Sulawesi Utara	326.247	326.247	335.879	339.321
Sulawesi Tengah	536.144	527.099	542.548	553.791
Sulawesi Selatan	374.745	373.547	382.013	389.929
Sulawesi Tenggara	522.101	551.294	567.768	579.533
Gorontalo	176.587	176.275	177.645	180.201
Sulawesi Barat	437.902	440.986	451.779	453.296
Maluku	1.072.837	1.095.585	1.104.417	1.138.054
Maluku Utara	895.537	895.537	932.197	960.589
Papua Barat	521.887	506.309	515.764	540.620
Papua	1.006.657	1.006.657	1.020.687	1.069.877
Nasional/National	512.070	514.917	525.937	532.179

SUBSEKTOR HORTIKULTURA KELOMPOK SAYUR-SAYURAN

Lanjutan Tabel/Continued Table 2.1.8

Provinsi Province	September September	Oktober October	November November	Desember December	Rata-rata Average
<i>(1)</i>	<i>(10)</i>	<i>(11)</i>	<i>(12)</i>	<i>(13)</i>	<i>(14)</i>
Aceh	507.170	495.882	489.150	491.287	456.005
Sumatera Utara	437.020	440.427	415.550	443.607	415.726
Sumatera Barat	539.866	540.001	536.782	563.080	528.855
Riau	465.622	469.854	469.854	464.079	457.243
Jambi	822.972	802.840	791.663	783.949	796.667
Sumatera Selatan	525.962	532.851	530.113	562.632	505.666
Bengkulu	349.475	346.449	342.841	348.570	330.760
Lampung	451.379	426.376	407.420	466.814	446.119
Kepulauan Bangka Belitung	645.649	661.468	706.863	699.034	629.997
Kepulauan Riau	872.619	899.888	871.848	910.664	833.001
Jawa Barat	426.389	436.560	425.394	437.742	415.288
Jawa Tengah	387.055	373.891	385.424	390.759	381.309
D.I. Yogyakarta	326.009	307.059	312.976	317.307	317.246
Jawa Timur	356.516	354.808	356.838	345.616	355.518
Banten	368.651	360.080	345.951	358.372	356.072
Bali	383.126	371.153	361.913	369.779	363.244
Nusa Tenggara Barat	402.333	404.138	386.505	387.868	414.051
Nusa Tenggara Timur	491.587	498.563	498.563	497.917	480.799
Kalimantan Barat	498.371	517.631	491.642	490.474	498.913
Kalimantan Tengah	603.356	597.476	609.176	624.442	605.050
Kalimantan Selatan	635.379	634.257	640.949	658.823	625.350
Kalimantan Timur	528.979	527.345	535.617	512.429	522.460
Sulawesi Utara	366.852	362.300	366.101	366.101	339.230
Sulawesi Tengah	545.586	546.412	544.119	553.949	532.740
Sulawesi Selatan	384.152	384.734	365.956	361.534	376.465
Sulawesi Tenggara	542.007	542.007	556.171	566.882	536.701
Gorontalo	184.313	187.036	190.841	192.750	185.636
Sulawesi Barat	453.296	453.296	450.253	444.937	451.012
Maluku	1.223.562	1.163.814	1.179.841	1.197.150	1.113.185
Maluku Utara	979.517	995.231	944.193	974.247	935.938
Papua Barat	555.533	601.351	566.988	578.825	527.643
Papua	980.540	980.540	1.026.917	1.047.784	1.003.527
Nasional/National	538.776	537.991	534.513	544.044	523.044

Tabel 2.1.9 **Harga Produsen Kacang Merah Menurut Provinsi (Rp/100 Kg), 2013**
Table 2.1.9 **Producer Price of Red Beans by Province (Rp/100 Kg), 2013**

Provinsi <i>Province</i>	Januari <i>January</i>	Februari <i>February</i>	Maret <i>March</i>	April <i>April</i>
(1)	(2)	(3)	(4)	(5)
Aceh	1.171.380	1.171.380	1.171.380	1.171.380
Sumatera Utara	786.553	751.852	742.454	769.953
Sumatera Barat	943.516	970.219	987.577	999.475
Riau	550.000	550.000	550.000	550.000
Jambi	1.113.589	1.128.437	1.148.954	1.128.437
Sumatera Selatan	483.990	467.789	483.460	463.204
Bengkulu	1.510.430	1.510.430	1.604.989	1.559.496
Lampung	565.111	565.111	565.111	565.111
Kepulauan Bangka Belitung	-	-	-	-
Kepulauan Riau	-	-	-	-
Jawa Barat	554.255	553.860	554.254	561.595
Jawa Tengah	539.394	545.181	560.851	560.851
D.I. Yogyakarta	-	-	-	-
Jawa Timur	524.783	491.435	491.490	491.278
Banten	282.523	282.523	282.523	282.523
Bali	-	-	-	-
Nusa Tenggara Barat	462.857	462.857	462.857	462.857
Nusa Tenggara Timur	672.124	657.829	657.829	668.001
Kalimantan Barat	-	-	-	-
Kalimantan Tengah	-	-	-	-
Kalimantan Selatan	-	-	-	-
Kalimantan Timur	-	-	-	-
Sulawesi Utara	1.175.579	1.163.333	1.163.333	1.163.333
Sulawesi Tengah	835.231	835.231	835.231	835.231
Sulawesi Selatan	735.269	753.650	771.912	789.342
Sulawesi Tenggara	-	-	-	-
Gorontalo	-	-	-	-
Sulawesi Barat	-	-	-	-
Maluku	-	-	-	-
Maluku Utara	935.162	915.679	915.679	915.679
Papua Barat	-	-	-	-
Papua	-	-	-	-
Nasional/National	768.986	765.378	774.994	774.319

SUBSEKTOR HORTIKULTURA KELOMPOK SAYUR-SAYURAN

Lanjutan Tabel/Continued Table 2.1.9

Provinsi Province	Mei May	Juni June	Juli July	Agustus August
(1)	(6)	(7)	(8)	(9)
Aceh	1.171.380	1.184.281	1.184.281	1.197.894
Sumatera Utara	769.265	796.416	767.972	767.972
Sumatera Barat	1.008.242	1.020.538	1.072.080	1.072.080
Riau	550.000	550.000	550.000	550.000
Jambi	1.128.437	1.149.431	1.203.619	1.217.453
Sumatera Selatan	459.859	459.859	459.859	459.859
Bengkulu	1.414.157	1.472.293	1.563.440	1.581.410
Lampung	565.111	565.111	565.111	565.111
Kepulauan Bangka Belitung	-	-	-	-
Kepulauan Riau	-	-	-	-
Jawa Barat	572.733	586.944	603.640	603.640
Jawa Tengah	570.030	548.957	548.957	599.194
D.I. Yogyakarta	-	-	-	-
Jawa Timur	491.278	491.180	496.828	497.087
Banten	282.523	282.523	282.523	282.523
Bali	-	-	-	-
Nusa Tenggara Barat	462.857	462.857	497.571	497.571
Nusa Tenggara Timur	668.001	696.069	696.069	696.069
Kalimantan Barat	-	-	-	-
Kalimantan Tengah	-	-	-	-
Kalimantan Selatan	-	-	-	-
Kalimantan Timur	-	-	-	-
Sulawesi Utara	1.200.070	1.224.561	1.273.543	1.273.543
Sulawesi Tengah	835.231	835.231	835.231	835.231
Sulawesi Selatan	819.701	806.706	842.598	806.343
Sulawesi Tenggara	-	-	-	-
Gorontalo	-	-	-	-
Sulawesi Barat	-	-	-	-
Maluku	-	-	-	-
Maluku Utara	915.679	915.679	948.976	965.625
Papua Barat	-	-	-	-
Papua	-	-	-	-
Nasional/National	771.364	780.480	799.572	803.811

Lanjutan Tabel/Continued Table 2.1.9

Provinsi <i>Province</i>	September <i>September</i>	Oktober <i>October</i>	November <i>November</i>	Desember <i>December</i>	Rata-rata <i>Average</i>
(1)	(10)	(11)	(12)	(13)	(14)
Aceh	1.152.605	1.152.605	1.152.605	1.155.385	1.169.713
Sumatera Utara	773.092	747.493	770.532	791.387	769.579
Sumatera Barat	1.016.628	998.144	998.144	972.539	1.004.932
Riau	550.000	550.000	550.000	550.000	550.000
Jambi	1.135.829	1.194.005	1.191.352	1.140.253	1.156.650
Sumatera Selatan	605.846	605.846	542.628	533.943	502.179
Bengkulu	1.464.153	1.552.897	1.552.897	1.594.928	1.531.793
Lampung	565.111	565.111	565.111	565.111	565.111
Kepulauan Bangka Belitung	-	-	-	-	-
Kepulauan Riau	-	-	-	-	-
Jawa Barat	630.794	633.076	663.871	665.246	598.659
Jawa Tengah	626.147	626.147	592.443	594.929	576.090
D.I. Yogyakarta	-	-	-	-	-
Jawa Timur	462.473	482.792	482.875	482.875	490.531
Banten	282.523	282.523	282.523	282.523	282.523
Bali	-	-	-	-	-
Nusa Tenggara Barat	497.571	497.571	497.571	497.571	480.214
Nusa Tenggara Timur	696.069	696.069	696.069	696.069	683.022
Kalimantan Barat	-	-	-	-	-
Kalimantan Tengah	-	-	-	-	-
Kalimantan Selatan	-	-	-	-	-
Kalimantan Timur	-	-	-	-	-
Sulawesi Utara	1.249.052	1.249.052	1.276.809	1.276.809	1.224.085
Sulawesi Tengah	918.754	918.754	918.754	999.079	869.766
Sulawesi Selatan	800.457	848.969	965.068	965.068	825.424
Sulawesi Tenggara	-	-	-	-	-
Gorontalo	-	-	-	-	-
Sulawesi Barat	-	-	-	-	-
Maluku	-	-	-	-	-
Maluku Utara	965.625	1.016.448	1.016.448	1.016.448	953.594
Papua Barat	-	-	-	-	-
Papua	-	-	-	-	-
Nasional/ <i>National</i>	799.596	812.083	817.539	821.120	790.770

SUBSEKTOR HORTIKULTURA KELOMPOK SAYUR-SAYURAN

Tabel 2.1.10 Harga Produsen Kangkung Menurut Provinsi (Rp/100 Kg), 2013
Table 2.1.10 Producer Price of Kangkong by Province (Rp/100 Kg), 2013

Provinsi Province	Januari January	Februari February	Maret March	April April
<i>(1)</i>	<i>(2)</i>	<i>(3)</i>	<i>(4)</i>	<i>(5)</i>
Aceh	258.868	256.401	256.401	259.182
Sumatera Utara	348.787	359.256	361.957	354.766
Sumatera Barat	340.024	340.593	343.035	343.035
Riau	410.877	403.104	403.584	407.788
Jambi	383.935	382.907	391.975	391.100
Sumatera Selatan	245.964	245.416	243.912	244.895
Bengkulu	289.772	293.694	293.008	293.008
Lampung	435.979	441.490	445.205	432.191
Kepulauan Bangka Belitung	428.786	419.598	434.009	406.306
Kepulauan Riau	671.612	647.535	664.757	650.656
Jawa Barat	225.362	227.609	224.041	220.942
Jawa Tengah	215.608	214.972	212.083	211.388
D.I. Yogyakarta	220.768	213.717	212.888	213.938
Jawa Timur	264.751	266.520	255.023	258.599
Banten	180.912	186.079	180.047	180.180
Bali	220.282	218.558	219.209	220.594
Nusa Tenggara Barat	315.332	294.337	290.299	281.519
Nusa Tenggara Timur	419.321	416.667	423.396	430.958
Kalimantan Barat	390.824	385.969	390.129	395.331
Kalimantan Tengah	349.188	301.222	301.222	301.222
Kalimantan Selatan	268.153	260.381	258.378	260.417
Kalimantan Timur	421.257	409.748	388.130	368.542
Sulawesi Utara	322.114	325.157	325.157	325.157
Sulawesi Tengah	407.439	388.024	393.436	372.871
Sulawesi Selatan	316.434	316.827	318.947	322.436
Sulawesi Tenggara	241.272	241.161	243.257	243.257
Gorontalo	157.519	157.519	157.519	157.519
Sulawesi Barat	340.577	340.577	341.558	343.466
Maluku	680.958	666.789	695.314	702.425
Maluku Utara	435.916	435.916	394.792	390.679
Papua Barat	320.789	320.789	320.789	308.127
Papua	667.013	667.013	672.984	672.984
Nasional/National	349.887	345.173	345.514	342.671

Lanjutan Tabel/Continued Table 2.1.10

Provinsi Province	Mei May	Juni June	Juli July	Agustus August
(1)	(6)	(7)	(8)	(9)
Aceh	250.749	253.076	261.311	264.056
Sumatera Utara	357.369	353.184	362.822	365.336
Sumatera Barat	342.856	344.560	347.407	352.621
Riau	407.788	407.788	414.150	414.150
Jambi	397.950	389.863	396.768	421.320
Sumatera Selatan	266.816	264.273	261.611	276.828
Bengkulu	294.047	292.674	297.200	309.598
Lampung	448.991	460.083	453.151	480.853
Kepulauan Bangka Belitung	411.515	429.151	420.568	467.754
Kepulauan Riau	650.656	657.434	641.683	605.195
Jawa Barat	222.459	224.295	226.134	235.502
Jawa Tengah	213.134	216.214	227.357	234.762
D.I. Yogyakarta	208.459	212.247	219.780	186.257
Jawa Timur	262.572	270.134	277.765	266.352
Banten	175.773	175.915	181.394	198.851
Bali	218.604	222.442	225.338	212.669
Nusa Tenggara Barat	281.519	286.086	299.086	291.152
Nusa Tenggara Timur	430.958	417.160	438.231	440.573
Kalimantan Barat	399.724	393.135	400.229	397.758
Kalimantan Tengah	297.385	287.603	290.048	317.760
Kalimantan Selatan	251.578	248.179	248.179	254.978
Kalimantan Timur	378.163	371.740	376.420	371.594
Sulawesi Utara	325.157	325.157	334.916	339.352
Sulawesi Tengah	370.174	328.617	336.742	337.244
Sulawesi Selatan	325.613	323.970	327.107	329.655
Sulawesi Tenggara	246.727	247.376	253.337	352.129
Gorontalo	157.519	157.519	160.421	190.977
Sulawesi Barat	328.201	334.307	338.064	349.332
Maluku	689.825	717.865	731.028	760.988
Maluku Utara	390.679	398.904	424.390	441.783
Papua Barat	312.348	312.348	326.488	342.414
Papua	672.984	687.486	695.214	767.976
Nasional/National	343.384	344.087	349.823	361.805

SUBSEKTOR HORTIKULTURA KELOMPOK SAYUR-SAYURAN

Lanjutan Tabel/Continued Table 2.1.10

Provinsi Province	September September	Oktober October	November November	Desember December	Rata-rata Average
<i>(1)</i>	<i>(10)</i>	<i>(11)</i>	<i>(12)</i>	<i>(13)</i>	<i>(14)</i>
Aceh	257.371	252.515	252.271	256.638	256.570
Sumatera Utara	369.144	361.909	355.429	341.133	357.591
Sumatera Barat	360.281	352.407	349.835	362.800	348.288
Riau	409.115	409.115	409.115	414.615	409.266
Jambi	440.823	427.692	419.760	428.983	406.090
Sumatera Selatan	283.580	287.352	319.841	356.095	274.715
Bengkulu	315.070	315.070	315.070	326.900	302.926
Lampung	481.807	459.387	446.755	463.530	454.119
Kepulauan Bangka Belitung	448.100	451.115	441.222	474.432	436.046
Kepulauan Riau	566.860	581.358	587.949	602.127	627.319
Jawa Barat	243.587	240.109	241.402	241.857	231.108
Jawa Tengah	231.597	223.955	212.251	213.252	218.881
D.I. Yogyakarta	208.077	193.180	188.111	190.109	205.628
Jawa Timur	269.131	265.763	263.667	260.249	265.044
Banten	207.971	200.929	200.244	193.493	188.482
Bali	214.608	218.099	213.219	209.346	217.747
Nusa Tenggara Barat	296.327	292.187	287.918	288.242	292.000
Nusa Tenggara Timur	440.573	458.293	458.293	449.593	435.335
Kalimantan Barat	408.295	413.563	411.102	402.674	399.061
Kalimantan Tengah	333.463	336.040	336.040	329.554	315.062
Kalimantan Selatan	254.978	254.978	254.978	253.484	255.722
Kalimantan Timur	376.420	375.860	387.136	369.731	382.895
Sulawesi Utara	332.698	332.698	332.698	332.698	329.413
Sulawesi Tengah	338.664	404.852	474.480	476.399	385.745
Sulawesi Selatan	331.931	336.878	345.307	329.256	327.030
Sulawesi Tenggara	393.113	383.078	385.303	385.303	301.276
Gorontalo	190.977	191.254	172.365	156.604	167.309
Sulawesi Barat	347.454	345.341	362.901	339.578	342.613
Maluku	725.851	713.227	699.919	731.624	709.651
Maluku Utara	441.783	414.946	414.946	424.887	417.468
Papua Barat	342.414	342.414	342.414	342.414	327.812
Papua	675.920	675.920	675.920	669.002	683.368
Nasional/National	360.562	359.734	361.183	363.019	352.237

Tabel 2.1.11 **Harga Produsen Kentang Menurut Provinsi (Rp/100 Kg), 2013**
Table **2.1.11** **Producer Price of Potatoes by Province (Rp/100 Kg), 2013**

Provinsi Province	Januari January	Februari February	Maret March	April April
(1)	(2)	(3)	(4)	(5)
Aceh	590.973	604.476	595.198	601.493
Sumatera Utara	441.381	435.098	444.188	444.721
Sumatera Barat	493.822	495.464	516.459	536.684
Riau	556.957	554.100	554.100	540.073
Jambi	327.887	338.611	347.569	342.276
Sumatera Selatan	467.924	475.295	475.295	475.295
Bengkulu	357.965	327.821	333.164	333.164
Lampung	643.375	595.122	595.122	595.122
Kepulauan Bangka Belitung	-	-	-	-
Kepulauan Riau	-	-	-	-
Jawa Barat	442.444	448.343	446.321	451.877
Jawa Tengah	425.630	415.993	403.244	415.959
D.I. Yogyakarta	632.256	632.256	632.256	632.256
Jawa Timur	428.860	405.579	379.356	378.980
Banten	936.435	918.025	881.491	857.005
Bali	477.239	462.637	464.871	464.871
Nusa Tenggara Barat	-	-	-	-
Nusa Tenggara Timur	1.112.273	1.143.417	1.041.326	1.054.397
Kalimantan Barat	-	-	-	-
Kalimantan Tengah	-	-	-	-
Kalimantan Selatan	-	-	-	-
Kalimantan Timur	-	-	-	-
Sulawesi Utara	331.118	331.185	328.671	328.420
Sulawesi Tengah	-	-	-	-
Sulawesi Selatan	698.881	673.631	693.887	709.657
Sulawesi Tenggara	933.577	980.255	980.255	979.507
Gorontalo	-	-	-	-
Sulawesi Barat	553.257	553.257	553.257	553.257
Maluku	-	-	-	-
Maluku Utara	1.489.413	1.440.371	1.440.371	1.440.371
Papua Barat	-	-	-	-
Papua	1.872.062	1.872.062	1.872.062	1.872.062
Nasional/National	676.844	671.571	665.641	667.021

SUBSEKTOR HORTIKULTURA KELOMPOK SAYUR-SAYURAN

Lanjutan Tabel/Continued Table 2.1.11

Provinsi Province	Mei May	Juni June	Juli July	Agustus August
(1)	(6)	(7)	(8)	(9)
Aceh	593.195	597.108	605.493	550.448
Sumatera Utara	443.019	442.804	462.754	496.995
Sumatera Barat	544.079	551.565	563.801	571.337
Riau	554.100	554.100	566.393	579.878
Jambi	320.544	336.571	349.527	328.678
Sumatera Selatan	516.118	516.118	534.137	558.981
Bengkulu	325.168	317.364	325.643	340.789
Lampung	595.122	639.756	687.738	771.100
Kepulauan Bangka Belitung	-	-	-	-
Kepulauan Riau	-	-	-	-
Jawa Barat	468.313	483.657	502.029	551.934
Jawa Tengah	422.930	439.085	450.604	489.607
D.I. Yogyakarta	632.256	632.256	632.256	632.256
Jawa Timur	404.051	417.379	429.323	468.112
Banten	873.175	873.175	920.068	1.098.145
Bali	468.474	477.844	472.895	517.932
Nusa Tenggara Barat	-	-	-	-
Nusa Tenggara Timur	1.054.397	1.082.129	1.061.902	1.068.798
Kalimantan Barat	-	-	-	-
Kalimantan Tengah	-	-	-	-
Kalimantan Selatan	-	-	-	-
Kalimantan Timur	-	-	-	-
Sulawesi Utara	328.420	328.420	345.274	350.150
Sulawesi Tengah	-	-	-	-
Sulawesi Selatan	672.687	669.816	702.874	797.685
Sulawesi Tenggara	1.224.384	1.224.384	1.316.213	1.316.213
Gorontalo	-	-	-	-
Sulawesi Barat	553.257	553.257	553.257	561.071
Maluku	-	-	-	-
Maluku Utara	1.440.371	1.440.371	1.440.371	1.440.371
Papua Barat	-	-	-	-
Papua	1.872.062	1.872.062	1.872.062	1.900.992
Nasional/National	681.244	688.058	704.505	732.927

Lanjutan Tabel/Continued Table 2.1.11

Provinsi <i>Province</i>	September <i>September</i>	Oktober <i>October</i>	November <i>November</i>	Desember <i>December</i>	Rata-rata <i>Average</i>
(1)	(10)	(11)	(12)	(13)	(14)
Aceh	536.406	552.106	566.236	577.710	580.904
Sumatera Utara	516.709	524.263	512.687	507.053	472.639
Sumatera Barat	563.900	545.533	563.223	561.233	542.258
Riau	645.638	645.638	621.725	621.725	582.869
Jambi	328.678	328.678	338.791	333.217	335.086
Sumatera Selatan	574.046	553.885	576.213	571.567	524.573
Bengkulu	345.117	313.743	300.760	288.590	325.774
Lampung	771.100	771.100	771.100	771.100	683.905
Kepulauan Bangka Belitung	-	-	-	-	-
Kepulauan Riau	-	-	-	-	-
Jawa Barat	549.227	547.068	528.729	525.554	495.458
Jawa Tengah	468.379	461.037	449.152	459.811	441.786
D.I. Yogyakarta	632.256	632.256	632.256	632.256	632.256
Jawa Timur	461.592	448.551	464.657	451.190	428.136
Banten	1.083.306	1.083.306	994.267	949.965	955.697
Bali	505.735	528.298	528.298	528.298	491.449
Nusa Tenggara Barat	-	-	-	-	-
Nusa Tenggara Timur	1.137.753	1.179.125	1.254.843	1.292.462	1.123.569
Kalimantan Barat	-	-	-	-	-
Kalimantan Tengah	-	-	-	-	-
Kalimantan Selatan	-	-	-	-	-
Kalimantan Timur	-	-	-	-	-
Sulawesi Utara	347.712	347.712	356.002	356.002	339.924
Sulawesi Tengah	-	-	-	-	-
Sulawesi Selatan	851.122	976.414	920.249	805.517	764.368
Sulawesi Tenggara	1.316.213	1.222.198	1.251.338	1.334.761	1.173.275
Gorontalo	-	-	-	-	-
Sulawesi Barat	546.306	546.306	546.306	546.306	551.591
Maluku	-	-	-	-	-
Maluku Utara	1.440.371	1.440.371	1.440.371	1.440.371	1.444.458
Papua Barat	-	-	-	-	-
Papua	1.800.944	1.800.944	1.850.968	1.769.161	1.852.287
Nasional/ <i>National</i>	734.405	735.644	736.580	729.707	702.012

SUBSEKTOR HORTIKULTURA KELOMPOK SAYUR-SAYURAN

Tabel 2.1.12 Harga Produsen Ketimun Menurut Provinsi (Rp/100 Kg), 2013
Table 2.1.12 Producer Price of Cucumber by Province (Rp/100 Kg), 2013

Provinsi Province	Januari January	Februari February	Maret March	April April
(1)	(2)	(3)	(4)	(5)
Aceh	405.782	392.573	387.789	425.298
Sumatera Utara	254.903	264.650	268.999	264.525
Sumatera Barat	270.589	274.890	276.669	283.820
Riau	463.050	458.276	473.552	474.628
Jambi	371.379	345.228	344.349	337.395
Sumatera Selatan	414.429	408.611	418.834	408.514
Bengkulu	281.451	268.373	270.573	276.318
Lampung	207.892	205.666	202.149	220.741
Kepulauan Bangka Belitung	439.648	445.355	449.145	449.145
Kepulauan Riau	592.995	560.718	548.824	583.126
Jawa Barat	332.152	318.168	315.611	342.509
Jawa Tengah	369.167	366.885	356.891	367.584
D.I. Yogyakarta	489.180	412.930	411.645	430.023
Jawa Timur	313.199	303.040	296.876	298.400
Banten	279.138	284.526	281.001	285.140
Bali	354.641	348.897	349.754	342.391
Nusa Tenggara Barat	270.959	270.959	270.959	270.959
Nusa Tenggara Timur	156.277	154.881	151.280	151.280
Kalimantan Barat	486.227	497.086	489.847	504.086
Kalimantan Tengah	550.589	536.100	536.100	520.049
Kalimantan Selatan	493.093	500.900	507.161	489.848
Kalimantan Timur	340.380	348.863	318.415	307.899
Sulawesi Utara	322.954	320.614	320.614	310.849
Sulawesi Tengah	341.154	330.162	332.723	334.916
Sulawesi Selatan	301.059	300.177	291.705	288.748
Sulawesi Tenggara	178.608	175.985	175.985	165.714
Gorontalo	105.156	107.409	103.520	104.716
Sulawesi Barat	310.687	310.687	310.687	310.687
Maluku	520.175	530.958	513.363	520.386
Maluku Utara	171.822	172.514	190.117	193.809
Papua Barat	363.808	363.808	342.407	337.902
Papua	593.917	593.917	593.917	602.791
Nasional/National	354.577	349.181	346.921	350.131

Lanjutan Tabel/Continued Table 2.1.12

Provinsi Province	Mei May	Juni June	Juli July	Agustus August
(1)	(6)	(7)	(8)	(9)
Aceh	406.243	411.860	414.799	423.062
Sumatera Utara	266.334	266.415	281.163	278.681
Sumatera Barat	292.553	296.528	303.723	292.741
Riau	463.616	463.616	473.672	478.704
Jambi	331.107	314.961	327.039	339.314
Sumatera Selatan	422.064	421.116	423.887	425.554
Bengkulu	270.002	263.365	275.738	273.971
Lampung	215.681	209.176	215.476	201.705
Kepulauan Bangka Belitung	442.980	442.980	443.923	432.732
Kepulauan Riau	583.126	574.761	595.288	626.619
Jawa Barat	344.376	350.051	352.939	377.368
Jawa Tengah	379.709	384.800	380.709	376.872
D.I. Yogyakarta	421.434	422.045	433.987	385.380
Jawa Timur	295.101	304.833	308.558	274.441
Banten	277.283	281.511	298.372	281.569
Bali	378.742	377.431	379.851	373.993
Nusa Tenggara Barat	270.959	281.120	293.168	293.168
Nusa Tenggara Timur	151.280	151.280	156.322	153.211
Kalimantan Barat	503.103	486.874	509.216	527.782
Kalimantan Tengah	514.431	502.144	508.751	553.119
Kalimantan Selatan	485.775	463.370	470.546	541.784
Kalimantan Timur	309.879	309.879	324.201	312.287
Sulawesi Utara	310.849	310.849	312.891	319.549
Sulawesi Tengah	354.617	364.704	370.303	370.303
Sulawesi Selatan	285.675	288.958	293.025	297.027
Sulawesi Tenggara	168.811	173.003	183.320	195.711
Gorontalo	103.011	102.434	103.288	106.642
Sulawesi Barat	310.687	310.687	310.687	310.687
Maluku	517.093	546.087	554.142	572.422
Maluku Utara	195.849	192.118	187.470	183.721
Papua Barat	346.912	346.912	355.923	355.923
Papua	625.740	625.740	625.740	625.740
Nasional/National	351.407	351.300	358.379	361.306

SUBSEKTOR HORTIKULTURA KELOMPOK SAYUR-SAYURAN

Lanjutan Tabel/Continued Table 2.1.12

Provinsi Province	September September	Oktober October	November November	Desember December	Rata-rata Average
<i>(1)</i>	<i>(10)</i>	<i>(11)</i>	<i>(12)</i>	<i>(13)</i>	<i>(14)</i>
Aceh	426.395	426.395	421.475	458.385	416.671
Sumatera Utara	268.062	274.604	265.168	292.938	270.537
Sumatera Barat	306.297	302.796	298.922	302.402	291.827
Riau	478.704	486.754	476.691	488.658	473.327
Jambi	348.915	332.290	330.278	358.512	340.064
Sumatera Selatan	435.774	443.031	452.191	476.469	429.206
Bengkulu	283.435	285.689	270.011	317.777	278.059
Lampung	200.380	189.800	184.533	204.784	204.832
Kepulauan Bangka Belitung	432.732	430.235	438.671	452.707	441.688
Kepulauan Riau	594.464	586.320	579.467	552.258	581.497
Jawa Barat	413.068	409.411	410.175	419.271	365.425
Jawa Tengah	412.524	408.502	392.559	408.189	383.699
D.I. Yogyakarta	421.838	422.709	337.984	404.629	416.149
Jawa Timur	300.403	299.371	285.272	290.491	297.499
Banten	292.949	284.909	282.675	297.218	285.524
Bali	395.444	399.779	389.079	403.406	374.451
Nusa Tenggara Barat	293.168	293.168	293.168	293.168	282.911
Nusa Tenggara Timur	154.118	154.118	154.118	154.118	153.523
Kalimantan Barat	518.836	532.842	516.311	495.223	505.619
Kalimantan Tengah	508.751	514.667	532.173	515.833	524.392
Kalimantan Selatan	527.958	522.996	519.596	516.701	503.311
Kalimantan Timur	317.178	319.409	319.409	321.839	320.803
Sulawesi Utara	316.139	371.119	392.875	395.242	333.712
Sulawesi Tengah	395.962	395.962	388.114	397.997	364.743
Sulawesi Selatan	294.921	297.051	300.650	302.389	295.116
Sulawesi Tenggara	221.445	265.480	268.540	262.691	202.941
Gorontalo	112.636	113.916	114.376	115.038	107.679
Sulawesi Barat	323.633	321.367	321.367	321.367	314.436
Maluku	573.703	564.601	588.176	582.772	548.657
Maluku Utara	191.850	191.850	191.850	183.258	187.186
Papua Barat	362.887	353.927	365.924	375.998	356.028
Papua	637.983	637.983	659.610	666.677	624.146
Nasional/National	367.580	369.783	366.919	375.888	358.614

Tabel 2.1.13 **Harga Produsen Kol/Kubis Menurut Provinsi (Rp/100 Kg), 2013**
Table 2.1.13 **Producer Price of Cabbage by Province (Rp/100 Kg), 2013**

Provinsi <i>Province</i>	Januari <i>January</i>	Februari <i>February</i>	Maret <i>March</i>	April <i>April</i>
(1)	(2)	(3)	(4)	(5)
Aceh	372.284	363.693	363.693	377.862
Sumatera Utara	215.939	207.990	211.305	208.053
Sumatera Barat	280.634	273.866	277.884	274.762
Riau	362.070	366.330	363.565	363.565
Jambi	150.957	141.900	138.051	138.051
Sumatera Selatan	387.788	388.078	393.952	387.257
Bengkulu	135.877	129.083	133.117	133.117
Lampung	322.664	305.797	304.829	276.903
Kepulauan Bangka Belitung	412.144	412.144	412.144	412.144
Kepulauan Riau	442.840	442.840	442.840	442.840
Jawa Barat	321.402	307.697	321.626	308.888
Jawa Tengah	175.174	172.325	175.759	176.805
D.I. Yogyakarta	190.705	190.705	194.391	194.391
Jawa Timur	443.652	438.928	444.086	462.631
Banten	100.961	103.568	103.568	115.753
Bali	226.807	227.360	231.585	223.982
Nusa Tenggara Barat	283.090	303.906	303.906	303.906
Nusa Tenggara Timur	414.582	419.669	428.953	428.953
Kalimantan Barat	474.048	474.048	474.048	474.048
Kalimantan Tengah	916.095	916.095	900.978	900.978
Kalimantan Selatan	225.000	225.000	225.000	225.000
Kalimantan Timur	939.576	939.576	893.062	893.062
Sulawesi Utara	209.727	216.108	216.108	215.325
Sulawesi Tengah	317.727	317.727	296.546	296.546
Sulawesi Selatan	308.671	321.991	348.474	324.783
Sulawesi Tenggara	1.034.385	1.064.808	1.024.878	1.049.280
Gorontalo	-	-	-	-
Sulawesi Barat	462.137	462.137	462.137	462.137
Maluku	1.047.921	1.040.892	1.080.348	1.043.339
Maluku Utara	252.434	248.155	248.155	248.155
Papua Barat	1.252.107	1.279.327	1.279.327	1.346.660
Papua	1.077.273	1.077.273	1.077.273	1.093.185
Nasional/National	443.764	444.484	444.245	445.237

SUBSEKTOR HORTIKULTURA KELOMPOK SAYUR-SAYURAN

Lanjutan Tabel/Continued Table 2.1.13

Provinsi Province	Mei May	Juni June	Juli July	Agustus August
(1)	(6)	(7)	(8)	(9)
Aceh	368.416	372.194	376.506	371.552
Sumatera Utara	211.350	206.675	202.309	185.600
Sumatera Barat	284.003	276.683	284.497	254.133
Riau	363.565	363.565	363.565	350.808
Jambi	138.051	144.953	150.389	136.066
Sumatera Selatan	377.695	377.695	391.082	373.101
Bengkulu	137.929	143.293	139.889	133.458
Lampung	310.022	324.983	318.350	372.225
Kepulauan Bangka Belitung	412.144	412.144	412.144	412.144
Kepulauan Riau	442.840	442.840	442.840	442.840
Jawa Barat	325.264	321.051	324.276	315.268
Jawa Tengah	187.659	184.850	184.859	179.724
D.I. Yogyakarta	194.391	194.391	196.575	191.115
Jawa Timur	480.758	466.136	448.237	435.786
Banten	115.753	124.282	135.089	135.089
Bali	240.350	235.272	236.948	224.657
Nusa Tenggara Barat	303.906	303.906	320.333	310.899
Nusa Tenggara Timur	460.300	460.300	468.909	488.179
Kalimantan Barat	474.048	474.048	474.048	474.048
Kalimantan Tengah	900.978	900.978	907.235	907.235
Kalimantan Selatan	225.000	225.000	225.000	225.000
Kalimantan Timur	893.062	893.062	911.668	911.668
Sulawesi Utara	215.325	215.325	223.155	223.155
Sulawesi Tengah	296.546	307.329	307.329	301.430
Sulawesi Selatan	312.630	311.109	323.472	314.374
Sulawesi Tenggara	1.083.442	1.131.595	1.154.847	1.138.673
Gorontalo	-	-	-	-
Sulawesi Barat	462.137	462.137	462.137	491.020
Maluku	986.495	970.974	1.018.309	1.022.066
Maluku Utara	248.155	248.155	248.155	248.155
Papua Barat	1.324.216	1.324.216	1.302.145	1.306.949
Papua	1.051.911	1.028.296	1.056.813	1.060.712
Nasional/National	446.075	446.691	451.971	449.585

Lanjutan Tabel/Continued Table 2.1.13

Provinsi <i>Province</i>	September <i>September</i>	Oktober <i>October</i>	November <i>November</i>	Desember <i>December</i>	Rata-rata <i>Average</i>
(1)	(10)	(11)	(12)	(13)	(14)
Aceh	371.552	365.655	360.347	360.347	368.675
Sumatera Utara	184.049	192.151	194.308	183.810	200.295
Sumatera Barat	251.005	244.092	241.625	244.132	265.610
Riau	350.808	339.115	350.808	350.808	357.381
Jambi	138.214	138.214	131.454	141.604	140.659
Sumatera Selatan	364.111	365.276	371.028	385.162	380.185
Bengkulu	139.617	139.617	141.816	148.430	137.937
Lampung	352.093	357.771	357.771	377.135	331.712
Kepulauan Bangka Belitung	412.144	412.144	412.144	412.144	412.144
Kepulauan Riau	442.840	442.840	442.840	442.840	442.840
Jawa Barat	300.561	297.273	276.005	285.403	308.726
Jawa Tengah	172.880	165.162	159.627	169.613	175.370
D.I. Yogyakarta	193.299	192.207	195.483	191.409	193.255
Jawa Timur	417.953	410.013	403.203	410.749	438.511
Banten	135.089	135.089	135.089	135.089	122.868
Bali	252.739	255.169	249.076	259.845	238.649
Nusa Tenggara Barat	310.899	345.443	345.443	328.171	313.650
Nusa Tenggara Timur	482.152	482.152	494.652	490.944	459.979
Kalimantan Barat	474.048	474.048	474.048	505.651	476.681
Kalimantan Tengah	907.235	907.235	907.235	927.396	908.306
Kalimantan Selatan	225.000	225.000	225.000	225.000	225.000
Kalimantan Timur	911.668	911.668	911.668	911.668	910.117
Sulawesi Utara	223.155	223.155	207.940	207.940	216.368
Sulawesi Tengah	312.197	312.197	296.845	289.230	304.304
Sulawesi Selatan	316.186	293.275	307.296	286.510	314.064
Sulawesi Tenggara	1.131.255	1.054.559	1.013.294	929.117	1.067.511
Gorontalo	-	-	-	-	-
Sulawesi Barat	491.020	511.479	511.479	511.479	479.286
Maluku	936.275	955.337	920.177	925.935	995.672
Maluku Utara	248.155	248.155	248.155	248.155	248.512
Papua Barat	1.306.949	1.306.949	1.255.696	1.300.347	1.298.741
Papua	1.012.137	1.012.137	932.308	909.740	1.032.421
Nasional/ <i>National</i>	444.106	442.406	434.641	435.348	444.046

SUBSEKTOR HORTIKULTURA KELOMPOK SAYUR-SAYURAN

Tabel 2.1.14 Harga Produsen Lobak Menurut Provinsi (Rp/100 Kg), 2013
Table 2.1.14 Producer Price of Radish by Province (Rp/100 Kg), 2013

Provinsi Province	Januari January	Februari February	Maret March	April April
(1)	(2)	(3)	(4)	(5)
Aceh	287.372	289.425	289.425	266.576
Sumatera Utara	220.000	220.000	220.000	220.000
Sumatera Barat	339.873	331.004	348.288	369.126
Riau	405.000	418.018	418.018	418.018
Jambi	387.500	387.500	387.500	387.500
Sumatera Selatan	151.635	151.635	151.635	151.635
Bengkulu	-	-	-	-
Lampung	150.000	150.000	150.000	150.000
Kepulauan Bangka Belitung	409.821	409.821	409.821	409.821
Kepulauan Riau	-	-	-	-
Jawa Barat	311.909	297.223	303.723	316.995
Jawa Tengah	243.403	244.999	245.969	240.591
D.I. Yogyakarta	-	-	-	-
Jawa Timur	202.087	202.087	202.087	198.966
Banten	430.000	430.000	462.250	462.250
Bali	172.478	181.102	187.441	168.697
Nusa Tenggara Barat	-	-	-	-
Nusa Tenggara Timur	-	-	-	-
Kalimantan Barat	467.558	433.179	446.931	472.229
Kalimantan Tengah	293.333	293.333	293.333	293.333
Kalimantan Selatan	-	-	-	-
Kalimantan Timur	528.214	528.214	528.214	528.214
Sulawesi Utara	700.000	700.000	700.000	700.000
Sulawesi Tengah	-	-	-	-
Sulawesi Selatan	-	-	-	-
Sulawesi Tenggara	-	-	-	-
Gorontalo	-	-	-	-
Sulawesi Barat	-	-	-	-
Maluku	-	-	-	-
Maluku Utara	1.260.000	1.260.000	1.260.000	1.260.000
Papua Barat	-	-	-	-
Papua	-	-	-	-
Nasional/National	386.677	384.863	389.146	389.664

Lanjutan Tabel/Continued Table 2.1.14

Provinsi Province	Mei May	Juni June	Juli July	Agustus August
(1)	(6)	(7)	(8)	(9)
Aceh	266.576	266.576	266.576	274.192
Sumatera Utara	220.000	220.000	220.000	220.000
Sumatera Barat	369.126	387.280	409.796	393.577
Riau	418.018	418.018	418.018	418.018
Jambi	387.500	387.500	387.500	387.500
Sumatera Selatan	151.635	151.635	151.635	151.635
Bengkulu	-	-	-	-
Lampung	150.000	150.000	150.000	150.000
Kepulauan Bangka Belitung	409.821	409.821	409.821	409.821
Kepulauan Riau	-	-	-	-
Jawa Barat	336.393	343.014	343.865	350.562
Jawa Tengah	256.013	247.246	239.227	259.823
D.I. Yogyakarta	-	-	-	-
Jawa Timur	198.966	198.966	197.393	197.393
Banten	462.250	462.250	462.250	462.250
Bali	173.546	173.546	186.562	178.921
Nusa Tenggara Barat	-	-	-	-
Nusa Tenggara Timur	-	-	-	-
Kalimantan Barat	500.007	506.951	506.951	539.359
Kalimantan Tengah	293.333	293.333	293.333	293.333
Kalimantan Selatan	-	-	-	-
Kalimantan Timur	528.214	528.214	528.214	528.214
Sulawesi Utara	700.000	700.000	700.000	700.000
Sulawesi Tengah	-	-	-	-
Sulawesi Selatan	-	-	-	-
Sulawesi Tenggara	-	-	-	-
Gorontalo	-	-	-	-
Sulawesi Barat	-	-	-	-
Maluku	-	-	-	-
Maluku Utara	1.260.000	1.386.000	1.489.950	1.636.710
Papua Barat	-	-	-	-
Papua	-	-	-	-
Nasional/National	393.411	401.686	408.950	419.517

SUBSEKTOR HORTIKULTURA KELOMPOK SAYUR-SAYURAN

Lanjutan Tabel/Continued Table 2.1.14

Provinsi Province	September September	Oktober October	November November	Desember December	Rata-rata Average
<i>(1)</i>	<i>(10)</i>	<i>(11)</i>	<i>(12)</i>	<i>(13)</i>	<i>(14)</i>
Aceh	266.576	266.576	266.576	266.576	272.752
Sumatera Utara	220.000	220.000	220.000	220.000	220.000
Sumatera Barat	385.468	393.872	401.366	396.184	377.080
Riau	418.018	418.018	418.018	418.018	416.933
Jambi	387.500	387.500	387.500	387.500	387.500
Sumatera Selatan	151.635	151.635	151.635	151.635	151.635
Bengkulu	-	-	-	-	-
Lampung	150.000	150.000	150.000	150.000	150.000
Kepulauan Bangka Belitung	409.821	404.397	404.397	404.397	408.465
Kepulauan Riau	-	-	-	-	-
Jawa Barat	362.692	358.649	345.496	345.125	334.637
Jawa Tengah	243.980	238.077	238.077	238.077	244.623
D.I. Yogyakarta	-	-	-	-	-
Jawa Timur	197.393	197.393	197.393	197.393	198.960
Banten	462.250	462.250	462.250	462.250	456.875
Bali	168.011	168.011	168.011	168.011	174.528
Nusa Tenggara Barat	-	-	-	-	-
Nusa Tenggara Timur	-	-	-	-	-
Kalimantan Barat	477.364	491.614	498.738	483.811	485.391
Kalimantan Tengah	293.333	293.333	293.333	293.333	293.333
Kalimantan Selatan	-	-	-	-	-
Kalimantan Timur	528.214	528.214	528.214	528.214	528.214
Sulawesi Utara	700.000	700.000	700.000	700.000	700.000
Sulawesi Tengah	-	-	-	-	-
Sulawesi Selatan	-	-	-	-	-
Sulawesi Tenggara	-	-	-	-	-
Gorontalo	-	-	-	-	-
Sulawesi Barat	-	-	-	-	-
Maluku	-	-	-	-	-
Maluku Utara	1.506.886	1.470.676	1.470.676	1.470.676	1.394.298
Papua Barat	-	-	-	-	-
Papua	-	-	-	-	-
Nasional/National	407.175	405.568	405.649	404.511	399.735

Tabel 2.1.15 **Harga Produsen Melinjo Menurut Provinsi (Rp/100 Kg), 2013**
Table 2.1.15 **Producer Price of Genetum Gnemon by Province (Rp/100 Kg), 2013**

Provinsi <i>Province</i>	Januari <i>January</i>	Februari <i>February</i>	Maret <i>March</i>	April <i>April</i>
(1)	(2)	(3)	(4)	(5)
Aceh	431.600	440.804	440.804	445.067
Sumatera Utara	746.029	701.820	706.639	685.226
Sumatera Barat	416.499	391.817	382.022	382.022
Riau	729.942	729.942	729.942	729.942
Jambi	1.350.000	1.350.000	1.350.000	1.350.000
Sumatera Selatan	274.464	274.464	274.464	274.464
Bengkulu	-	-	-	-
Lampung	345.550	345.550	345.550	318.270
Kepulauan Bangka Belitung	695.722	695.722	695.722	695.722
Kepulauan Riau	717.043	717.043	717.043	717.043
Jawa Barat	313.465	299.343	298.733	289.493
Jawa Tengah	345.232	352.651	342.371	342.629
D.I. Yogyakarta	321.532	316.764	322.674	333.793
Jawa Timur	310.923	318.987	325.536	324.699
Banten	388.273	384.526	397.293	386.843
Bali	-	-	-	-
Nusa Tenggara Barat	-	-	-	-
Nusa Tenggara Timur	200.000	200.000	200.000	200.000
Kalimantan Barat	362.500	362.500	362.500	362.500
Kalimantan Tengah	-	-	-	-
Kalimantan Selatan	-	-	-	-
Kalimantan Timur	547.749	547.749	547.749	547.749
Sulawesi Utara	-	-	-	-
Sulawesi Tengah	-	-	-	-
Sulawesi Selatan	-	-	-	-
Sulawesi Tenggara	-	-	-	-
Gorontalo	-	-	-	-
Sulawesi Barat	-	-	-	-
Maluku	-	-	-	-
Maluku Utara	345.647	345.647	345.647	345.647
Papua Barat	-	-	-	-
Papua	507.347	507.347	507.347	507.347
Nasional/National	492.080	488.562	489.055	486.235

SUBSEKTOR HORTIKULTURA KELOMPOK SAYUR-SAYURAN

Lanjutan Tabel/Continued Table 2.1.15

Provinsi Province	Mei May	Juni June	Juli July	Agustus August
(1)	(6)	(7)	(8)	(9)
Aceh	459.221	454.670	466.849	466.849
Sumatera Utara	702.059	719.954	746.620	752.363
Sumatera Barat	391.406	391.406	391.406	391.406
Riau	729.942	729.942	730.229	730.229
Jambi	1.350.000	1.350.000	1.350.000	1.350.000
Sumatera Selatan	274.464	274.464	274.464	274.464
Bengkulu	-	-	-	-
Lampung	306.654	299.840	309.890	319.186
Kepulauan Bangka Belitung	695.722	695.722	695.722	695.722
Kepulauan Riau	717.043	717.043	717.043	717.043
Jawa Barat	270.902	263.956	265.831	263.062
Jawa Tengah	350.639	355.249	361.160	353.561
D.I. Yogyakarta	323.176	309.439	311.471	304.917
Jawa Timur	312.198	301.037	308.850	298.964
Banten	376.840	373.997	378.574	364.127
Bali	-	-	-	-
Nusa Tenggara Barat	-	-	-	-
Nusa Tenggara Timur	200.000	200.000	200.000	200.000
Kalimantan Barat	379.492	379.492	379.492	359.519
Kalimantan Tengah	-	-	-	-
Kalimantan Selatan	-	-	-	-
Kalimantan Timur	547.749	547.749	547.749	547.749
Sulawesi Utara	-	-	-	-
Sulawesi Tengah	-	-	-	-
Sulawesi Selatan	-	-	-	-
Sulawesi Tenggara	-	-	-	-
Gorontalo	-	-	-	-
Sulawesi Barat	-	-	-	-
Maluku	-	-	-	-
Maluku Utara	345.647	345.647	345.647	345.647
Papua Barat	-	-	-	-
Papua	507.347	507.347	507.347	507.347
Nasional/National	486.342	485.103	488.860	486.429

Lanjutan Tabel/Continued Table 2.1.15

Provinsi <i>Province</i>	September <i>September</i>	Oktober <i>October</i>	November <i>November</i>	Desember <i>December</i>	Rata-rata <i>Average</i>
(1)	(10)	(11)	(12)	(13)	(14)
Aceh	470.096	470.096	479.249	458.137	456.953
Sumatera Utara	798.309	735.133	712.160	748.267	729.548
Sumatera Barat	391.406	391.406	391.406	401.191	392.783
Riau	730.229	730.229	730.229	730.229	730.086
Jambi	1.350.000	1.350.000	1.350.000	1.350.000	1.350.000
Sumatera Selatan	274.464	274.464	274.464	274.464	274.464
Bengkulu	-	-	-	-	-
Lampung	305.608	301.900	285.884	305.712	315.800
Kepulauan Bangka Belitung	695.722	695.722	695.722	695.722	695.722
Kepulauan Riau	717.043	717.043	717.043	717.043	717.043
Jawa Barat	252.325	252.325	242.171	245.401	271.417
Jawa Tengah	350.695	353.526	344.476	340.436	349.386
D.I. Yogyakarta	337.965	321.273	313.049	294.037	317.507
Jawa Timur	318.938	309.912	288.322	277.850	308.018
Banten	382.244	396.926	382.931	371.234	381.984
Bali	-	-	-	-	-
Nusa Tenggara Barat	-	-	-	-	-
Nusa Tenggara Timur	200.000	200.000	200.000	200.000	200.000
Kalimantan Barat	359.519	366.454	366.454	366.454	367.240
Kalimantan Tengah	-	-	-	-	-
Kalimantan Selatan	-	-	-	-	-
Kalimantan Timur	547.749	547.749	547.749	547.749	547.749
Sulawesi Utara	-	-	-	-	-
Sulawesi Tengah	-	-	-	-	-
Sulawesi Selatan	-	-	-	-	-
Sulawesi Tenggara	-	-	-	-	-
Gorontalo	-	-	-	-	-
Sulawesi Barat	-	-	-	-	-
Maluku	-	-	-	-	-
Maluku Utara	345.647	345.647	345.647	345.647	345.647
Papua Barat	-	-	-	-	-
Papua	507.347	507.347	507.347	507.347	507.347
Nasional/ <i>National</i>	491.332	487.745	482.858	482.996	487.300

SUBSEKTOR HORTIKULTURA KELOMPOK SAYUR-SAYURAN

Tabel 2.1.16 Harga Produsen Nangka Muda Menurut Provinsi (Rp/100 Kg), 2013
Table 2.1.16 Producer Price of Young Jackfruits by Province (Rp/100 Kg), 2013

Provinsi Province	Januari January	Februari February	Maret March	April April
(1)	(2)	(3)	(4)	(5)
Aceh	263.788	264.647	265.541	258.554
Sumatera Utara	201.926	212.371	211.783	211.783
Sumatera Barat	374.549	362.349	362.349	355.808
Riau	218.569	194.284	194.284	193.070
Jambi	258.288	258.288	260.486	255.059
Sumatera Selatan	195.821	191.755	195.165	198.300
Bengkulu	225.257	226.866	224.910	228.123
Lampung	261.026	260.601	269.547	275.438
Kepulauan Bangka Belitung	107.952	107.952	107.952	107.952
Kepulauan Riau	373.171	393.903	397.012	391.131
Jawa Barat	237.833	241.729	238.908	257.911
Jawa Tengah	253.412	253.976	258.343	266.831
D.I. Yogyakarta	432.650	450.113	448.266	449.240
Jawa Timur	330.405	335.901	339.671	344.941
Banten	323.342	334.597	336.838	340.371
Bali	375.085	373.395	377.712	386.908
Nusa Tenggara Barat	124.060	124.060	124.060	124.060
Nusa Tenggara Timur	139.400	139.400	139.400	139.400
Kalimantan Barat	285.751	285.751	285.751	285.751
Kalimantan Tengah	195.528	177.752	177.752	182.333
Kalimantan Selatan	304.668	304.668	303.439	303.439
Kalimantan Timur	505.327	526.648	526.648	526.648
Sulawesi Utara	186.091	186.091	186.091	186.091
Sulawesi Tengah	421.019	421.019	421.019	421.019
Sulawesi Selatan	277.907	277.907	279.677	279.465
Sulawesi Tenggara	150.000	150.000	150.000	150.000
Gorontalo	-	-	-	-
Sulawesi Barat	257.500	257.500	257.500	257.500
Maluku	482.363	468.964	491.656	500.952
Maluku Utara	501.502	500.833	492.228	487.925
Papua Barat	236.364	236.364	236.364	236.364
Papua	283.894	283.894	290.471	290.471
Nasional/National	283.369	283.986	285.510	286.866

Lanjutan Tabel/Continued Table 2.1.16

Provinsi Province	Mei May	Juni June	Juli July	Agustus August
(1)	(6)	(7)	(8)	(9)
Aceh	255.060	255.060	256.457	263.445
Sumatera Utara	211.184	212.261	220.623	233.487
Sumatera Barat	347.071	354.344	362.114	349.209
Riau	190.646	197.001	197.376	204.956
Jambi	255.059	255.059	248.165	248.165
Sumatera Selatan	198.300	198.300	198.300	198.300
Bengkulu	220.519	224.321	225.442	255.106
Lampung	279.753	279.753	283.334	320.615
Kepulauan Bangka Belitung	107.952	107.952	107.952	107.952
Kepulauan Riau	391.131	386.940	388.046	388.046
Jawa Barat	254.802	257.200	256.157	263.156
Jawa Tengah	266.891	263.044	268.194	272.924
D.I. Yogyakarta	480.195	477.022	475.622	486.708
Jawa Timur	349.704	338.757	344.023	342.252
Banten	326.030	325.456	334.199	357.710
Bali	409.910	404.490	411.911	362.942
Nusa Tenggara Barat	124.060	124.060	131.503	131.503
Nusa Tenggara Timur	139.400	139.400	139.400	139.400
Kalimantan Barat	285.751	285.751	291.857	302.133
Kalimantan Tengah	177.233	194.956	194.956	194.956
Kalimantan Selatan	304.704	304.704	304.704	311.026
Kalimantan Timur	535.515	535.515	556.250	578.064
Sulawesi Utara	186.091	186.091	191.730	191.730
Sulawesi Tengah	421.019	439.731	446.923	446.923
Sulawesi Selatan	279.465	279.465	278.672	281.897
Sulawesi Tenggara	150.000	150.000	150.000	150.000
Gorontalo	-	-	-	-
Sulawesi Barat	257.500	257.500	257.500	257.500
Maluku	470.209	464.172	496.065	518.886
Maluku Utara	487.925	487.925	494.487	481.851
Papua Barat	236.364	236.364	236.364	236.364
Papua	298.309	298.309	298.309	298.309
Nasional/National	287.024	287.771	291.827	295.984

SUBSEKTOR HORTIKULTURA KELOMPOK SAYUR-SAYURAN

Lanjutan Tabel/Continued Table 2.1.16

Provinsi Province	September September	Oktober October	November November	Desember December	Rata-rata Average
<i>(1)</i>	<i>(10)</i>	<i>(11)</i>	<i>(12)</i>	<i>(13)</i>	<i>(14)</i>
Aceh	259.951	259.951	256.997	272.279	260.978
Sumatera Utara	236.712	232.776	229.894	224.821	219.969
Sumatera Barat	346.628	346.628	346.628	350.710	354.866
Riau	204.956	204.956	204.956	204.956	200.834
Jambi	251.593	257.680	264.644	264.644	256.428
Sumatera Selatan	198.300	198.300	198.300	198.300	197.287
Bengkulu	255.106	255.106	255.106	267.635	238.625
Lampung	320.297	319.628	324.784	316.237	292.585
Kepulauan Bangka Belitung	107.952	107.952	107.952	107.952	107.952
Kepulauan Riau	393.405	393.405	393.405	393.405	390.250
Jawa Barat	283.975	289.891	273.703	274.867	260.844
Jawa Tengah	271.565	270.223	256.808	253.913	263.010
D.I. Yogyakarta	453.593	452.554	443.580	433.544	456.924
Jawa Timur	345.690	340.616	319.081	311.279	336.860
Banten	362.850	359.603	352.201	343.436	341.386
Bali	352.500	359.610	333.569	342.739	374.231
Nusa Tenggara Barat	131.503	131.503	131.503	131.503	127.782
Nusa Tenggara Timur	139.400	139.400	139.400	139.400	139.400
Kalimantan Barat	302.133	308.058	308.058	308.058	294.567
Kalimantan Tengah	194.956	194.956	194.956	194.956	189.607
Kalimantan Selatan	307.233	307.233	310.932	307.955	306.225
Kalimantan Timur	585.854	590.529	590.529	590.529	554.005
Sulawesi Utara	180.452	180.452	180.452	180.452	185.151
Sulawesi Tengah	446.923	467.710	467.710	467.710	440.727
Sulawesi Selatan	282.219	283.574	272.419	266.454	278.260
Sulawesi Tenggara	150.000	150.000	150.000	150.000	150.000
Gorontalo	-	-	-	-	-
Sulawesi Barat	257.500	257.500	257.500	257.500	257.500
Maluku	488.669	475.066	489.855	480.522	485.615
Maluku Utara	481.851	491.081	486.863	477.586	489.338
Papua Barat	240.909	240.909	240.909	240.909	237.879
Papua	304.046	304.046	304.046	304.046	296.512
Nasional/National	294.798	295.835	293.121	292.203	289.858

Tabel 2.1.17 **Harga Produsen Petai Menurut Provinsi (Rp/10 Papan), 2013**
Table **Producer Price of Twisted Cluster Bean by Province (Rp/10 Pad), 2013**

Provinsi <i>Province</i>	Januari <i>January</i>	Februari <i>February</i>	Maret <i>March</i>	April <i>April</i>
<i>(1)</i>	<i>(2)</i>	<i>(3)</i>	<i>(4)</i>	<i>(5)</i>
Aceh	44.671	43.477	43.596	43.596
Sumatera Utara	14.738	14.190	14.239	14.008
Sumatera Barat	20.376	20.166	20.347	21.685
Riau	17.684	17.684	17.725	17.725
Jambi	6.681	6.872	7.029	7.504
Sumatera Selatan	10.067	9.940	9.940	9.940
Bengkulu	15.462	16.235	16.235	16.235
Lampung	16.521	16.474	16.643	16.920
Kepulauan Bangka Belitung	13.215	13.215	13.215	13.215
Kepulauan Riau	15.061	15.061	15.061	15.061
Jawa Barat	17.060	17.078	17.345	17.950
Jawa Tengah	17.931	18.246	18.487	20.320
D.I. Yogyakarta	8.725	9.092	9.305	9.575
Jawa Timur	16.453	15.827	15.531	15.576
Banten	12.210	12.332	12.717	12.875
Bali	-	-	-	-
Nusa Tenggara Barat	-	-	-	-
Nusa Tenggara Timur	-	-	-	-
Kalimantan Barat	11.629	11.862	12.443	12.904
Kalimantan Tengah	14.341	14.636	14.636	14.636
Kalimantan Selatan	14.575	14.813	14.813	14.813
Kalimantan Timur	17.671	18.089	18.089	18.089
Sulawesi Utara	-	-	-	-
Sulawesi Tengah	-	-	-	-
Sulawesi Selatan	13.500	14.513	14.513	14.513
Sulawesi Tenggara	8.400	8.400	8.400	8.400
Gorontalo	-	-	-	-
Sulawesi Barat	-	-	-	-
Maluku	-	-	-	-
Maluku Utara	26.155	26.155	26.155	26.155
Papua Barat	-	-	-	-
Papua	-	-	-	-
Nasional/National	16.051	16.107	16.203	16.441

SUBSEKTOR HORTIKULTURA KELOMPOK SAYUR-SAYURAN

Lanjutan Tabel/Continued Table 2.1.17

Provinsi Province	Mei May	Juni June	Juli July	Agustus August
(1)	(6)	(7)	(8)	(9)
Aceh	41.265	41.265	41.265	41.265
Sumatera Utara	14.609	15.093	15.781	15.921
Sumatera Barat	21.505	21.594	22.255	22.255
Riau	17.081	17.081	16.662	16.277
Jambi	7.789	7.981	7.981	8.052
Sumatera Selatan	10.360	10.360	10.489	10.583
Bengkulu	16.235	16.235	16.235	16.380
Lampung	16.920	16.988	17.484	17.484
Kepulauan Bangka Belitung	13.215	13.215	13.215	13.215
Kepulauan Riau	15.061	15.061	14.675	14.336
Jawa Barat	18.704	19.611	20.014	21.269
Jawa Tengah	21.298	22.173	22.623	24.041
D.I. Yogyakarta	10.415	10.735	11.292	12.000
Jawa Timur	15.689	15.905	16.217	17.336
Banten	12.992	13.268	13.618	14.472
Bali	-	-	-	-
Nusa Tenggara Barat	-	-	-	-
Nusa Tenggara Timur	-	-	-	-
Kalimantan Barat	13.485	14.090	14.642	14.090
Kalimantan Tengah	14.636	14.636	14.636	14.636
Kalimantan Selatan	14.813	14.866	14.866	14.866
Kalimantan Timur	17.759	17.759	17.759	17.571
Sulawesi Utara	-	-	-	-
Sulawesi Tengah	-	-	-	-
Sulawesi Selatan	15.964	15.964	15.964	17.028
Sulawesi Tenggara	8.400	8.400	8.400	8.400
Gorontalo	-	-	-	-
Sulawesi Barat	-	-	-	-
Maluku	-	-	-	-
Maluku Utara	26.155	26.155	26.155	26.155
Papua Barat	-	-	-	-
Papua	-	-	-	-
Nasional/National	16.561	16.747	16.919	17.165

Lanjutan Tabel/Continued Table 2.1.17

Provinsi <i>Province</i>	September <i>September</i>	Oktober <i>October</i>	November <i>November</i>	Desember <i>December</i>	Rata-rata <i>Average</i>
(1)	(10)	(11)	(12)	(13)	(14)
Aceh	41.032	40.072	40.072	42.445	42.002
Sumatera Utara	15.977	15.953	16.154	16.823	15.290
Sumatera Barat	22.524	22.392	22.674	22.348	21.677
Riau	16.154	16.154	16.030	15.445	16.808
Jambi	8.288	8.288	8.046	8.392	7.742
Sumatera Selatan	10.897	10.538	9.959	9.558	10.219
Bengkulu	16.866	16.866	17.288	17.288	16.463
Lampung	17.100	18.824	19.294	19.294	17.495
Kepulauan Bangka Belitung	13.215	13.215	13.215	13.215	13.215
Kepulauan Riau	14.336	14.336	14.336	14.336	14.727
Jawa Barat	20.350	20.454	20.008	20.109	19.163
Jawa Tengah	23.749	24.368	26.370	26.664	22.189
D.I. Yogyakarta	11.688	11.221	11.221	11.890	10.597
Jawa Timur	17.384	16.723	16.849	17.083	16.381
Banten	14.198	15.620	15.697	15.705	13.809
Bali	-	-	-	-	-
Nusa Tenggara Barat	-	-	-	-	-
Nusa Tenggara Timur	-	-	-	-	-
Kalimantan Barat	14.090	14.090	14.876	14.748	13.579
Kalimantan Tengah	15.368	15.368	15.368	15.368	14.855
Kalimantan Selatan	14.887	14.887	14.887	14.887	14.831
Kalimantan Timur	17.759	17.759	17.486	17.993	17.815
Sulawesi Utara	-	-	-	-	-
Sulawesi Tengah	-	-	-	-	-
Sulawesi Selatan	18.579	18.579	18.579	18.579	16.356
Sulawesi Tenggara	8.400	8.400	8.400	8.400	8.400
Gorontalo	-	-	-	-	-
Sulawesi Barat	-	-	-	-	-
Maluku	-	-	-	-	-
Maluku Utara	26.155	26.155	26.155	26.155	26.155
Papua Barat	-	-	-	-	-
Papua	-	-	-	-	-
Nasional/ <i>National</i>	17.227	17.285	17.408	17.578	16.808

SUBSEKTOR HORTIKULTURA KELOMPOK SAYUR-SAYURAN

Tabel 2.1.18 Harga Produsen Sawi Menurut Provinsi (Rp/100 Kg), 2013
Table 2.1.18 Producer Price of Mustard by Province (Rp/100 Kg), 2013

Provinsi Province	Januari January	Februari February	Maret March	April April
(1)	(2)	(3)	(4)	(5)
Aceh	361.384	365.209	361.657	391.448
Sumatera Utara	228.422	223.286	223.585	222.406
Sumatera Barat	174.993	170.019	172.002	187.047
Riau	542.555	551.478	551.478	551.478
Jambi	304.026	291.819	295.248	309.430
Sumatera Selatan	179.378	179.457	179.555	178.359
Bengkulu	425.832	419.288	415.547	420.059
Lampung	535.706	530.283	535.616	550.191
Kepulauan Bangka Belitung	885.205	851.970	867.526	910.291
Kepulauan Riau	1.074.459	1.043.121	1.066.972	1.035.123
Jawa Barat	191.408	186.215	185.012	187.214
Jawa Tengah	213.237	209.475	203.727	206.152
D.I. Yogyakarta	169.335	155.531	153.816	150.909
Jawa Timur	507.411	506.316	494.694	505.945
Banten	387.490	367.214	375.629	380.100
Bali	304.868	305.684	309.526	305.146
Nusa Tenggara Barat	744.342	771.911	771.911	771.911
Nusa Tenggara Timur	423.186	430.246	441.628	441.628
Kalimantan Barat	724.579	726.276	724.918	726.819
Kalimantan Tengah	733.957	732.754	735.371	741.028
Kalimantan Selatan	621.813	621.813	624.758	624.758
Kalimantan Timur	483.820	505.347	505.347	488.764
Sulawesi Utara	154.396	154.396	154.396	154.396
Sulawesi Tengah	267.300	269.907	255.794	276.827
Sulawesi Selatan	285.369	286.567	282.040	283.960
Sulawesi Tenggara	173.800	171.437	175.361	169.837
Gorontalo	-	-	-	-
Sulawesi Barat	570.820	570.820	574.743	567.029
Maluku	1.170.751	1.154.417	1.191.347	1.205.641
Maluku Utara	783.591	793.542	797.514	752.468
Papua Barat	697.048	709.838	697.048	697.048
Papua	721.144	721.144	732.488	732.488
Nasional/National	485.214	483.122	485.686	487.932

Lanjutan Tabel/Continued Table 2.1.18

Provinsi Province	Mei May	Juni June	Juli July	Agustus August
(1)	(6)	(7)	(8)	(9)
Aceh	380.723	380.723	380.723	380.723
Sumatera Utara	225.277	228.678	227.968	220.479
Sumatera Barat	196.640	196.451	203.977	190.378
Riau	551.478	551.478	560.278	573.618
Jambi	302.906	291.918	301.649	280.379
Sumatera Selatan	181.221	182.197	183.567	186.163
Bengkulu	420.528	409.418	397.682	403.307
Lampung	594.206	623.404	612.379	642.909
Kepulauan Bangka Belitung	929.841	907.299	900.365	913.483
Kepulauan Riau	1.075.716	1.101.027	1.150.835	1.130.820
Jawa Barat	192.685	192.293	189.173	179.893
Jawa Tengah	213.792	211.595	216.880	201.069
D.I. Yogyakarta	146.031	151.104	156.418	145.016
Jawa Timur	511.032	513.258	514.498	465.998
Banten	358.983	368.188	384.457	369.949
Bali	316.267	311.616	320.829	305.149
Nusa Tenggara Barat	800.042	742.897	742.897	746.021
Nusa Tenggara Timur	435.293	424.285	429.707	431.514
Kalimantan Barat	730.000	730.000	742.167	752.760
Kalimantan Tengah	727.741	695.869	690.458	677.094
Kalimantan Selatan	637.911	644.488	644.488	665.056
Kalimantan Timur	478.180	478.180	490.432	484.373
Sulawesi Utara	154.396	154.396	154.396	154.396
Sulawesi Tengah	281.770	280.890	284.036	301.677
Sulawesi Selatan	286.067	286.799	300.284	309.231
Sulawesi Tenggara	164.974	161.684	164.446	169.346
Gorontalo	-	-	-	-
Sulawesi Barat	572.815	557.385	565.100	580.529
Maluku	1.211.912	1.279.275	1.308.589	1.386.647
Maluku Utara	711.518	699.233	706.599	748.747
Papua Barat	708.764	717.184	753.840	800.631
Papua	774.091	764.415	764.415	811.862
Nasional/National	492.671	491.536	498.178	503.523

SUBSEKTOR HORTIKULTURA KELOMPOK SAYUR-SAYURAN

Lanjutan Tabel/Continued Table 2.1.18

Provinsi Province	September September	Oktober October	November November	Desember December	Rata-rata Average
<i>(1)</i>	<i>(10)</i>	<i>(11)</i>	<i>(12)</i>	<i>(13)</i>	<i>(14)</i>
Aceh	380.723	380.723	376.015	389.859	377.492
Sumatera Utara	239.186	270.434	271.569	286.012	238.942
Sumatera Barat	199.269	204.016	195.933	189.361	190.007
Riau	605.486	605.486	605.486	592.298	570.217
Jambi	270.710	274.379	252.503	252.503	285.622
Sumatera Selatan	191.875	192.900	182.450	180.330	183.121
Bengkulu	399.811	402.120	402.120	436.166	412.656
Lampung	637.297	637.297	689.534	633.258	601.840
Kepulauan Bangka Belitung	912.290	905.857	862.426	885.297	894.321
Kepulauan Riau	1.205.380	1.127.970	1.143.458	1.193.359	1.112.353
Jawa Barat	187.425	188.013	194.073	198.132	189.295
Jawa Tengah	204.137	207.189	216.010	220.953	210.351
D.I. Yogyakarta	146.215	152.554	137.975	154.906	151.651
Jawa Timur	486.900	480.785	486.089	511.136	498.672
Banten	359.559	360.687	368.885	400.045	373.432
Bali	303.189	302.772	304.669	314.295	308.668
Nusa Tenggara Barat	768.492	767.435	756.553	794.381	764.899
Nusa Tenggara Timur	405.276	412.966	407.111	414.224	424.755
Kalimantan Barat	773.808	808.029	800.463	802.094	753.493
Kalimantan Tengah	696.026	711.060	700.848	692.310	711.210
Kalimantan Selatan	656.829	652.680	655.488	655.488	642.131
Kalimantan Timur	472.256	466.198	474.420	456.586	481.992
Sulawesi Utara	154.396	154.396	154.396	154.396	154.396
Sulawesi Tengah	301.677	285.010	287.046	285.598	281.461
Sulawesi Selatan	318.342	290.887	291.652	283.755	292.079
Sulawesi Tenggara	155.286	150.208	153.060	153.060	163.542
Gorontalo	-	-	-	-	-
Sulawesi Barat	576.672	574.743	578.600	589.736	573.249
Maluku	1.381.160	1.360.825	1.417.664	1.405.369	1.289.466
Maluku Utara	713.219	713.219	743.009	722.046	740.392
Papua Barat	808.429	810.476	788.630	803.982	749.410
Papua	811.862	811.862	811.862	819.650	773.107
Nasional/National	507.199	505.264	506.774	511.954	496.588

Tabel 2.1.19 **Harga Produsen Terung Menurut Provinsi (Rp/100 Kg), 2013**
Table 2.1.19 **Producer Price of Long Eggplant by Province (Rp/100 Kg), 2013**

Provinsi <i>Province</i>	Januari <i>January</i>	Februari <i>February</i>	Maret <i>March</i>	April <i>April</i>
(1)	(2)	(3)	(4)	(5)
Aceh	288.755	280.901	282.080	291.107
Sumatera Utara	255.439	267.786	270.858	269.166
Sumatera Barat	443.887	446.179	457.233	422.940
Riau	536.081	546.365	548.955	549.590
Jambi	426.524	412.730	422.220	416.515
Sumatera Selatan	429.647	436.260	446.424	439.919
Bengkulu	322.175	320.264	327.855	325.834
Lampung	248.929	250.721	247.739	247.739
Kepulauan Bangka Belitung	499.529	510.181	523.115	544.322
Kepulauan Riau	770.154	792.513	749.674	749.674
Jawa Barat	278.547	282.251	271.286	276.421
Jawa Tengah	292.612	296.154	289.075	291.033
D.I. Yogyakarta	327.284	321.656	321.381	327.184
Jawa Timur	283.896	281.636	273.723	279.930
Banten	245.172	241.232	232.083	217.436
Bali	397.009	394.002	396.332	385.584
Nusa Tenggara Barat	348.328	323.798	323.798	323.798
Nusa Tenggara Timur	542.382	559.071	549.176	565.328
Kalimantan Barat	506.293	506.293	501.832	499.191
Kalimantan Tengah	384.285	369.505	374.432	362.058
Kalimantan Selatan	432.007	428.478	434.153	416.202
Kalimantan Timur	377.074	392.901	396.942	393.744
Sulawesi Utara	253.998	253.998	256.223	256.223
Sulawesi Tengah	431.168	415.643	415.643	442.410
Sulawesi Selatan	276.624	279.233	275.166	276.692
Sulawesi Tenggara	178.705	178.705	176.998	177.906
Gorontalo	204.830	201.818	199.290	204.594
Sulawesi Barat	339.011	339.011	318.887	328.121
Maluku	951.402	921.050	912.574	918.065
Maluku Utara	324.117	323.816	330.440	330.440
Papua Barat	443.921	429.124	429.124	416.503
Papua	936.419	905.205	883.559	883.559
Nasional/National	405.506	403.390	401.196	400.913

SUBSEKTOR HORTIKULTURA KELOMPOK SAYUR-SAYURAN

Lanjutan Tabel/Continued Table 2.1.19

Provinsi Province	Mei May	Juni June	Juli July	Agustus August
(1)	(6)	(7)	(8)	(9)
Aceh	287.663	285.608	296.942	299.208
Sumatera Utara	271.469	268.744	268.954	248.171
Sumatera Barat	416.353	416.478	413.049	375.250
Riau	549.590	549.590	556.867	550.576
Jambi	429.565	425.007	440.200	444.738
Sumatera Selatan	434.012	434.687	432.439	438.662
Bengkulu	300.334	301.720	294.667	267.276
Lampung	256.504	254.082	257.933	261.455
Kepulauan Bangka Belitung	535.839	514.406	526.551	534.128
Kepulauan Riau	749.674	721.562	745.091	788.920
Jawa Barat	300.734	303.263	306.459	302.206
Jawa Tengah	309.564	318.657	330.330	316.417
D.I. Yogyakarta	326.135	335.774	353.218	338.340
Jawa Timur	293.919	308.051	318.197	304.794
Banten	217.648	220.302	232.761	223.601
Bali	385.584	392.101	407.218	407.218
Nusa Tenggara Barat	345.875	345.875	353.441	326.253
Nusa Tenggara Timur	530.507	530.507	542.474	554.440
Kalimantan Barat	521.377	520.046	531.266	531.266
Kalimantan Tengah	348.099	369.521	358.963	380.078
Kalimantan Selatan	429.301	411.439	404.963	432.533
Kalimantan Timur	410.328	410.328	423.741	415.066
Sulawesi Utara	256.223	256.223	256.997	293.951
Sulawesi Tengah	442.410	468.574	477.673	493.057
Sulawesi Selatan	280.923	286.016	286.732	291.045
Sulawesi Tenggara	173.841	175.922	184.509	206.298
Gorontalo	202.069	206.009	205.225	204.011
Sulawesi Barat	353.591	359.584	374.567	377.563
Maluku	880.670	905.634	947.954	937.182
Maluku Utara	330.440	332.014	327.402	323.682
Papua Barat	407.668	416.161	416.161	416.161
Papua	914.026	898.793	898.793	898.793
Nasional/National	402.873	404.459	411.617	411.948

Lanjutan Tabel/Continued Table 2.1.19

Provinsi Province	September September	Oktober October	November November	Desember December	Rata-rata Average
(1)	(10)	(11)	(12)	(13)	(14)
Aceh	303.674	311.021	303.365	318.122	295.704
Sumatera Utara	258.481	262.715	264.706	281.632	265.677
Sumatera Barat	384.563	386.955	382.844	401.558	412.274
Riau	550.576	544.291	538.006	538.006	546.541
Jambi	467.558	453.262	450.978	471.879	438.431
Sumatera Selatan	463.456	460.259	431.597	471.240	443.217
Bengkulu	286.705	287.392	272.770	297.825	300.402
Lampung	266.526	258.184	252.753	286.979	257.462
Kepulauan Bangka Belitung	537.596	536.200	521.901	536.027	526.650
Kepulauan Riau	747.282	703.325	658.817	609.664	732.196
Jawa Barat	324.170	320.980	334.164	340.320	303.400
Jawa Tengah	314.587	294.395	275.993	283.739	301.046
D.I. Yogyakarta	328.406	313.061	289.871	298.007	323.360
Jawa Timur	309.385	296.218	288.012	288.723	293.874
Banten	237.995	236.721	230.498	234.566	230.834
Bali	392.136	392.136	389.667	404.977	395.330
Nusa Tenggara Barat	353.441	343.245	324.710	329.417	336.831
Nusa Tenggara Timur	573.878	573.878	577.755	581.755	556.763
Kalimantan Barat	490.202	505.601	503.232	500.727	509.777
Kalimantan Tengah	377.967	372.688	359.474	348.575	367.137
Kalimantan Selatan	437.434	435.265	424.066	432.967	426.567
Kalimantan Timur	421.072	431.749	431.749	431.749	411.370
Sulawesi Utara	293.951	289.721	295.316	300.418	271.937
Sulawesi Tengah	509.276	515.890	502.829	503.068	468.137
Sulawesi Selatan	290.052	293.327	296.324	289.110	285.104
Sulawesi Tenggara	229.686	225.011	226.962	219.385	196.161
Gorontalo	210.129	212.309	208.021	209.209	205.626
Sulawesi Barat	377.563	382.076	370.042	372.392	357.701
Maluku	979.457	963.466	964.730	963.459	937.137
Maluku Utara	303.239	338.682	345.594	336.072	328.828
Papua Barat	416.161	416.161	416.161	416.161	419.955
Papua	898.793	898.793	898.793	908.127	901.971
Nasional/National	416.731	414.218	407.241	412.683	407.731

SUBSEKTOR HORTIKULTURA KELOMPOK SAYUR-SAYURAN

Tabel 2.1.20 Harga Produsen Tomat Menurut Provinsi (Rp/100 Kg), 2013
Table 2.1.20 Producer Price of Tomatoes by Province (Rp/100 Kg), 2013

Provinsi Province	Januari January	Februari February	Maret March	April April
(1)	(2)	(3)	(4)	(5)
Aceh	394.856	407.112	417.956	441.515
Sumatera Utara	670.284	670.949	686.249	724.931
Sumatera Barat	250.263	256.258	257.894	243.525
Riau	781.903	781.903	781.903	793.235
Jambi	358.245	365.277	359.463	351.588
Sumatera Selatan	570.355	584.394	595.335	590.184
Bengkulu	473.327	475.545	487.588	479.364
Lampung	425.334	432.841	451.852	470.609
Kepulauan Bangka Belitung	766.905	766.905	766.905	871.483
Kepulauan Riau	1.675.461	1.791.010	1.868.879	1.868.879
Jawa Barat	593.936	628.635	614.575	594.858
Jawa Tengah	270.843	274.493	263.361	256.458
D.I. Yogyakarta	497.435	517.857	522.533	503.926
Jawa Timur	758.699	777.654	728.417	716.735
Banten	495.917	488.070	457.079	419.329
Bali	320.443	331.687	334.250	338.311
Nusa Tenggara Barat	644.941	631.743	641.379	618.056
Nusa Tenggara Timur	751.751	751.751	759.544	717.783
Kalimantan Barat	631.334	625.961	623.553	623.553
Kalimantan Tengah	478.379	478.379	478.379	478.379
Kalimantan Selatan	1.147.571	1.097.866	1.136.793	1.153.686
Kalimantan Timur	792.324	758.803	784.968	768.473
Sulawesi Utara	736.274	748.250	776.617	719.513
Sulawesi Tengah	567.143	598.637	564.100	564.100
Sulawesi Selatan	555.034	566.020	561.270	561.586
Sulawesi Tenggara	640.358	645.983	631.734	661.157
Gorontalo	322.786	304.637	306.271	303.307
Sulawesi Barat	472.467	472.467	480.805	480.805
Maluku	817.326	858.192	815.283	797.652
Maluku Utara	678.025	671.747	659.102	664.141
Papua Barat	612.152	617.140	586.851	676.079
Papua	838.547	838.547	845.116	845.116
Nasional/National	624.707	631.772	632.688	634.322

Lanjutan Tabel/Continued Table 2.1.20

Provinsi Province	Mei May	Juni June	Juli July	Agustus August
(1)	(6)	(7)	(8)	(9)
Aceh	391.745	380.345	386.925	372.996
Sumatera Utara	708.060	706.116	712.490	710.038
Sumatera Barat	230.563	229.949	233.775	232.970
Riau	812.121	812.121	833.470	830.601
Jambi	323.110	328.496	320.766	329.845
Sumatera Selatan	586.784	573.436	563.549	605.397
Bengkulu	456.408	434.971	430.583	462.557
Lampung	479.031	460.088	447.935	481.197
Kepulauan Bangka Belitung	871.483	850.568	887.549	836.832
Kepulauan Riau	1.868.879	1.810.477	1.854.279	1.854.279
Jawa Barat	578.632	583.459	602.462	636.773
Jawa Tengah	243.439	240.394	247.230	257.182
D.I. Yogyakarta	504.204	504.204	484.563	470.854
Jawa Timur	706.306	725.549	764.125	789.430
Banten	412.287	414.672	432.652	474.827
Bali	338.311	343.598	357.674	345.428
Nusa Tenggara Barat	623.619	626.855	636.433	643.332
Nusa Tenggara Timur	720.448	728.240	760.817	770.886
Kalimantan Barat	645.305	645.305	656.015	656.015
Kalimantan Tengah	470.986	470.986	470.986	470.986
Kalimantan Selatan	1.100.765	1.116.160	1.140.215	1.190.891
Kalimantan Timur	792.869	804.426	808.740	844.684
Sulawesi Utara	713.711	749.396	790.735	789.395
Sulawesi Tengah	590.337	547.142	567.406	545.583
Sulawesi Selatan	588.126	611.289	619.920	627.254
Sulawesi Tenggara	720.700	719.799	750.336	759.212
Gorontalo	333.638	337.436	339.068	339.080
Sulawesi Barat	480.805	480.805	469.492	475.046
Maluku	835.368	887.009	914.797	951.006
Maluku Utara	695.544	709.111	697.422	725.027
Papua Barat	711.061	705.280	698.789	649.462
Papua	877.077	855.585	899.840	899.840
Nasional/National	637.866	637.290	649.407	657.153

SUBSEKTOR HORTIKULTURA KELOMPOK SAYUR-SAYURAN

Lanjutan Tabel/Continued Table 2.1.20

Provinsi Province	September September	Oktober October	November November	Desember December	Rata-rata Average
<i>(1)</i>	<i>(10)</i>	<i>(11)</i>	<i>(12)</i>	<i>(13)</i>	<i>(14)</i>
Aceh	357.983	342.033	342.033	367.824	383.610
Sumatera Utara	745.051	723.324	729.769	784.796	714.338
Sumatera Barat	233.071	240.509	238.282	254.508	241.797
Riau	857.150	895.077	886.789	886.789	829.422
Jambi	332.889	335.426	338.317	353.938	341.447
Sumatera Selatan	610.985	603.042	570.051	596.372	587.490
Bengkulu	466.826	426.813	433.482	479.745	458.934
Lampung	480.506	460.623	431.738	414.516	453.022
Kepulauan Bangka Belitung	786.115	776.681	787.777	792.346	813.462
Kepulauan Riau	1.925.597	1.925.597	1.925.597	1.767.049	1.844.665
Jawa Barat	619.700	614.377	623.942	640.773	611.010
Jawa Tengah	249.052	234.018	240.731	253.971	252.598
D.I. Yogyakarta	460.836	433.018	408.600	431.072	478.259
Jawa Timur	838.150	826.396	829.711	863.699	777.073
Banten	454.917	414.021	401.379	408.764	439.493
Bali	330.121	333.880	338.499	338.117	337.527
Nusa Tenggara Barat	634.708	586.486	585.252	613.498	623.859
Nusa Tenggara Timur	728.838	694.576	680.401	723.346	732.365
Kalimantan Barat	658.445	643.867	643.867	615.300	639.043
Kalimantan Tengah	515.419	513.641	498.411	508.485	486.118
Kalimantan Selatan	1.151.195	1.134.370	1.121.438	1.136.908	1.135.655
Kalimantan Timur	858.163	862.801	844.826	830.600	812.640
Sulawesi Utara	759.310	734.214	717.139	726.109	746.722
Sulawesi Tengah	535.385	513.077	539.166	556.570	557.387
Sulawesi Selatan	592.483	530.180	493.578	473.896	565.053
Sulawesi Tenggara	781.218	741.472	745.071	705.975	708.584
Gorontalo	341.760	342.892	325.598	293.493	324.164
Sulawesi Barat	470.915	470.915	444.459	452.568	470.963
Maluku	890.813	901.622	888.847	918.670	873.049
Maluku Utara	678.201	733.882	716.388	731.253	696.654
Papua Barat	668.479	645.819	652.995	609.352	652.788
Papua	953.375	953.375	1.038.790	1.019.727	905.411
Nasional/National	655.239	643.376	639.466	642.188	640.456

Tabel 2.1.21 **Harga Produsen Wortel Menurut Provinsi (Rp/100 Kg), 2013**
Table **2.1.21** **Producer Price of Carrots by Province (Rp/100 Kg), 2013**

Provinsi <i>Province</i>	Januari <i>January</i>	Februari <i>February</i>	Maret <i>March</i>	April <i>April</i>
(1)	(2)	(3)	(4)	(5)
Aceh	537.958	497.027	488.265	499.164
Sumatera Utara	351.797	353.536	362.107	362.732
Sumatera Barat	494.396	463.629	458.603	488.473
Riau	491.932	491.932	491.932	491.932
Jambi	237.500	237.500	261.250	287.375
Sumatera Selatan	361.850	355.576	355.576	341.303
Bengkulu	428.934	403.430	401.596	401.596
Lampung	904.315	889.243	908.083	931.397
Kepulauan Bangka Belitung	560.000	560.000	560.000	560.000
Kepulauan Riau	-	-	-	-
Jawa Barat	407.045	409.299	387.720	388.266
Jawa Tengah	366.603	355.722	317.665	314.874
D.I. Yogyakarta	425.356	425.356	425.356	443.079
Jawa Timur	458.526	457.395	428.901	417.328
Banten	382.943	402.090	380.891	418.980
Bali	941.261	941.261	929.611	968.486
Nusa Tenggara Barat	-	-	-	-
Nusa Tenggara Timur	460.770	464.727	438.392	456.725
Kalimantan Barat	642.215	642.215	642.215	642.215
Kalimantan Tengah	1.093.075	1.093.075	1.093.075	1.093.075
Kalimantan Selatan	-	-	-	-
Kalimantan Timur	-	-	-	-
Sulawesi Utara	342.398	349.211	349.211	335.780
Sulawesi Tengah	1.000.329	944.755	944.755	883.803
Sulawesi Selatan	392.593	398.122	401.993	394.940
Sulawesi Tenggara	833.000	833.000	833.000	818.386
Gorontalo	-	-	-	-
Sulawesi Barat	1.000.000	1.050.000	1.050.000	969.231
Maluku	-	-	-	-
Maluku Utara	1.612.500	1.612.500	1.612.500	1.612.500
Papua Barat	887.856	931.901	931.901	862.700
Papua	1.803.907	1.803.907	1.836.018	1.836.018
Nasional/National	669.964	667.939	665.024	662.322

SUBSEKTOR HORTIKULTURA KELOMPOK SAYUR-SAYURAN

Lanjutan Tabel/Continued Table 2.1.21

Provinsi Province	Mei May	Juni June	Juli July	Agustus August
(1)	(6)	(7)	(8)	(9)
Aceh	505.224	525.090	532.663	532.663
Sumatera Utara	363.699	348.644	359.284	364.144
Sumatera Barat	505.513	528.737	563.276	547.897
Riau	491.932	491.932	475.534	475.534
Jambi	287.375	287.375	287.375	287.375
Sumatera Selatan	348.463	348.463	361.418	361.418
Bengkulu	406.566	417.172	418.251	406.831
Lampung	931.397	966.324	1.007.259	979.757
Kepulauan Bangka Belitung	560.000	560.000	560.000	560.000
Kepulauan Riau	-	-	-	-
Jawa Barat	451.069	456.441	456.871	453.810
Jawa Tengah	347.648	354.854	374.012	343.251
D.I. Yogyakarta	443.079	443.079	443.079	443.079
Jawa Timur	442.973	462.313	473.941	442.414
Banten	418.980	418.980	418.980	418.980
Bali	1.022.895	1.026.160	1.025.549	967.418
Nusa Tenggara Barat	-	-	-	-
Nusa Tenggara Timur	446.687	446.687	446.687	463.473
Kalimantan Barat	642.215	642.215	642.215	642.215
Kalimantan Tengah	1.038.422	1.038.422	1.038.422	1.038.422
Kalimantan Selatan	-	-	-	-
Kalimantan Timur	-	-	-	-
Sulawesi Utara	335.780	326.378	333.473	333.473
Sulawesi Tengah	883.803	883.803	883.803	826.784
Sulawesi Selatan	403.717	403.022	413.485	454.251
Sulawesi Tenggara	836.572	836.572	899.315	899.315
Gorontalo	-	-	-	-
Sulawesi Barat	969.231	969.231	969.231	1.064.789
Maluku	-	-	-	-
Maluku Utara	1.612.500	1.612.500	1.612.500	1.612.500
Papua Barat	862.700	905.303	905.303	905.303
Papua	1.762.135	1.728.300	1.728.300	1.753.078
Nasional/National	666.176	670.308	678.086	676.084

Lanjutan Tabel/Continued Table 2.1.21

Provinsi <i>Province</i>	September <i>September</i>	Oktober <i>October</i>	November <i>November</i>	Desember <i>December</i>	Rata-rata <i>Average</i>
(1)	(10)	(11)	(12)	(13)	(14)
Aceh	518.888	489.517	484.855	535.747	512.255
Sumatera Utara	339.202	315.519	309.801	300.469	344.244
Sumatera Barat	507.744	514.855	490.641	481.571	503.778
Riau	505.255	475.534	475.534	475.534	486.210
Jambi	291.913	283.845	283.845	267.109	274.986
Sumatera Selatan	383.591	388.026	377.539	408.122	365.945
Bengkulu	406.831	410.939	421.212	402.512	410.489
Lampung	1.010.375	1.010.375	941.485	1.175.883	971.324
Kepulauan Bangka Belitung	560.000	560.000	665.000	639.577	575.381
Kepulauan Riau	-	-	-	-	-
Jawa Barat	442.845	438.586	447.776	454.446	432.848
Jawa Tengah	349.486	343.382	334.931	350.920	346.112
D.I. Yogyakarta	443.079	443.079	443.079	443.079	438.648
Jawa Timur	431.885	425.157	419.369	429.925	440.844
Banten	418.980	418.980	418.980	418.980	411.395
Bali	967.418	999.008	1.029.905	1.080.777	991.646
Nusa Tenggara Barat	-	-	-	-	-
Nusa Tenggara Timur	468.390	480.684	502.107	574.867	470.850
Kalimantan Barat	642.215	642.215	642.215	642.215	642.215
Kalimantan Tengah	1.038.422	1.038.422	1.038.422	1.038.422	1.056.640
Kalimantan Selatan	-	-	-	-	-
Kalimantan Timur	-	-	-	-	-
Sulawesi Utara	321.564	321.564	355.412	355.412	338.305
Sulawesi Tengah	826.784	875.418	817.057	817.057	882.346
Sulawesi Selatan	461.572	461.572	442.340	442.376	422.499
Sulawesi Tenggara	899.315	882.916	900.032	830.799	858.519
Gorontalo	-	-	-	-	-
Sulawesi Barat	1.011.549	1.011.549	1.011.549	1.011.549	1.007.326
Maluku	-	-	-	-	-
Maluku Utara	1.612.500	1.612.500	1.612.500	1.612.500	1.612.500
Papua Barat	852.515	782.350	712.184	714.870	854.574
Papua	1.711.088	1.711.088	1.627.108	1.572.573	1.739.460
Nasional/ <i>National</i>	670.131	666.811	661.726	672.203	668.898

SUBSEKTOR
HORTIKULTURA
KELOMPOK BUAH-BUAHAN
HORTICULTURE SUBSECTOR
GROUP OF FRUITS

Tabel 2.2.1 **Harga Produsen Alpukat Menurut Provinsi (Rp/100 Kg), 2013**
Table 2.2.1 **Producer Price of Avocado by Province (Rp/100 Kg), 2013**

Provinsi Province	Januari January	Februari February	Maret March	April April
(1)	(2)	(3)	(4)	(5)
Aceh	603.623	603.623	603.623	621.119
Sumatera Utara	456.460	487.116	498.047	494.047
Sumatera Barat	431.001	406.037	417.073	449.002
Riau	1.169.497	1.202.674	1.202.674	1.202.674
Jambi	447.030	439.580	439.580	433.475
Sumatera Selatan	402.058	382.912	414.822	430.776
Bengkulu	454.528	432.884	465.350	465.350
Lampung	544.201	553.218	558.462	550.540
Kepulauan Bangka Belitung	-	-	-	-
Kepulauan Riau	-	-	-	-
Jawa Barat	447.703	448.090	448.657	461.871
Jawa Tengah	451.733	452.815	445.655	452.935
D.I. Yogyakarta	864.369	871.777	820.496	829.069
Jawa Timur	497.718	494.660	487.920	493.782
Banten	884.213	884.976	884.976	884.976
Bali	457.225	489.884	473.555	494.375
Nusa Tenggara Barat	276.111	241.597	241.597	241.597
Nusa Tenggara Timur	-	-	-	-
Kalimantan Barat	-	-	-	-
Kalimantan Tengah	-	-	-	-
Kalimantan Selatan	-	-	-	-
Kalimantan Timur	749.692	749.692	749.692	749.692
Sulawesi Utara	441.597	441.597	441.597	441.597
Sulawesi Tengah	309.021	309.021	309.021	309.021
Sulawesi Selatan	573.162	597.342	610.687	610.687
Sulawesi Tenggara	900.000	900.000	900.000	900.000
Gorontalo	-	-	-	-
Sulawesi Barat	666.250	666.250	666.250	666.250
Maluku	849.108	849.108	849.108	811.022
Maluku Utara	1.091.614	1.024.323	1.049.868	1.189.540
Papua Barat	-	-	-	-
Papua	870.702	870.702	870.941	870.941
Nasional/National	618.276	616.662	618.735	627.264

SUBSEKTOR HORTIKULTURA KELOMPOK BUAH-BUAHAN

Lanjutan Tabel/Continued Table 2.2.1

Provinsi Province	Mei May	Juni June	Juli July	Agustus August
(1)	(6)	(7)	(8)	(9)
Aceh	559.882	545.885	545.885	545.885
Sumatera Utara	482.012	480.179	490.240	472.448
Sumatera Barat	462.675	479.842	492.397	480.935
Riau	1.169.474	1.169.474	1.193.979	1.193.979
Jambi	427.282	433.912	460.303	514.813
Sumatera Selatan	430.776	430.776	448.326	448.326
Bengkulu	541.105	541.105	584.393	584.393
Lampung	605.990	621.897	619.010	619.010
Kepulauan Bangka Belitung	-	-	-	-
Kepulauan Riau	-	-	-	-
Jawa Barat	500.435	510.574	523.342	548.596
Jawa Tengah	467.636	476.418	477.192	489.495
D.I. Yogyakarta	855.599	871.666	871.666	882.842
Jawa Timur	505.092	510.631	529.596	539.659
Banten	884.976	884.976	951.349	951.349
Bali	505.698	529.779	529.779	529.779
Nusa Tenggara Barat	247.131	258.899	258.899	258.899
Nusa Tenggara Timur	-	-	-	-
Kalimantan Barat	-	-	-	-
Kalimantan Tengah	-	-	-	-
Kalimantan Selatan	-	-	-	-
Kalimantan Timur	749.692	749.692	760.938	795.526
Sulawesi Utara	441.597	437.470	439.533	447.787
Sulawesi Tengah	309.021	309.021	324.472	324.472
Sulawesi Selatan	610.687	648.969	688.458	701.387
Sulawesi Tenggara	900.000	900.000	900.000	916.901
Gorontalo	-	-	-	-
Sulawesi Barat	618.661	618.661	649.594	649.594
Maluku	838.481	801.654	880.175	929.029
Maluku Utara	1.166.261	1.155.786	1.161.731	1.161.731
Papua Barat	-	-	-	-
Papua	919.964	919.964	919.964	919.964
Nasional/National	633.339	636.968	654.218	662.783

Lanjutan Tabel/Continued Table 2.2.1

Provinsi Province	September September	Oktober October	November November	Desember December	Rata-rata Average
(1)	(10)	(11)	(12)	(13)	(14)
Aceh	536.787	564.081	564.081	582.353	573.069
Sumatera Utara	444.180	430.748	446.921	450.070	469.372
Sumatera Barat	445.080	455.780	444.853	434.569	449.937
Riau	1.193.979	1.178.154	1.178.154	1.178.154	1.186.072
Jambi	517.841	529.954	526.926	527.372	474.839
Sumatera Selatan	462.788	419.402	404.940	404.940	423.404
Bengkulu	541.105	553.279	531.999	535.720	519.268
Lampung	591.900	608.043	608.043	583.191	588.625
Kepulauan Bangka Belitung	-	-	-	-	-
Kepulauan Riau	-	-	-	-	-
Jawa Barat	538.610	554.253	545.224	532.779	505.011
Jawa Tengah	496.985	476.654	431.394	416.461	461.281
D.I. Yogyakarta	894.017	914.335	914.335	891.479	873.471
Jawa Timur	557.067	586.526	571.263	559.778	527.808
Banten	951.349	951.349	986.584	986.584	923.971
Bali	520.135	498.857	498.857	461.442	499.114
Nusa Tenggara Barat	254.186	243.787	243.787	225.503	249.333
Nusa Tenggara Timur	-	-	-	-	-
Kalimantan Barat	-	-	-	-	-
Kalimantan Tengah	-	-	-	-	-
Kalimantan Selatan	-	-	-	-	-
Kalimantan Timur	795.526	795.526	864.702	895.610	783.832
Sulawesi Utara	447.787	447.787	447.787	447.787	443.660
Sulawesi Tengah	324.472	337.169	337.169	337.169	319.921
Sulawesi Selatan	701.387	616.542	616.542	673.215	637.422
Sulawesi Tenggara	916.901	916.901	916.901	916.901	907.042
Gorontalo	-	-	-	-	-
Sulawesi Barat	649.594	649.594	649.594	695.993	653.857
Maluku	952.284	1.005.113	1.101.881	1.090.693	913.138
Maluku Utara	1.161.731	1.161.731	1.175.366	1.115.945	1.134.636
Papua Barat	-	-	-	-	-
Papua	969.002	969.002	969.002	952.293	918.537
Nasional/National	661.029	661.024	665.679	662.333	643.192

SUBSEKTOR HORTIKULTURA KELOMPOK BUAH-BUAHAN

Tabel 2.2.2 Harga Produsen Apel Menurut Provinsi (Rp/100 Kg), 2013
Table 2.2.2 Producer Price of Apple by Province (Rp/100 Kg), 2013

Provinsi Province	Januari January	Februari February	Maret March	April April
(1)	(2)	(3)	(4)	(5)
Aceh	2.052.178	2.149.900	2.247.623	2.198.762
Sumatera Utara	2.264.401	2.233.552	2.233.552	2.346.357
Sumatera Barat	1.900.000	1.900.000	1.900.000	1.900.000
Riau	1.800.000	1.800.000	1.800.000	1.800.000
Jambi	-	-	-	-
Sumatera Selatan	1.185.364	1.185.364	1.185.364	1.185.364
Bengkulu	-	-	-	-
Lampung	1.426.272	1.426.272	1.426.272	1.426.272
Kepulauan Bangka Belitung	-	-	-	-
Kepulauan Riau	-	-	-	-
Jawa Barat	1.131.629	1.131.629	1.115.486	1.138.776
Jawa Tengah	874.268	874.268	874.268	874.268
D.I. Yogyakarta	-	-	-	-
Jawa Timur	1.074.890	1.057.112	1.051.548	1.073.503
Banten	709.390	709.390	709.390	709.390
Bali	-	-	-	-
Nusa Tenggara Barat	-	-	-	-
Nusa Tenggara Timur	1.999.999	1.999.999	1.999.999	1.999.999
Kalimantan Barat	-	-	-	-
Kalimantan Tengah	-	-	-	-
Kalimantan Selatan	600.000	600.000	600.000	600.000
Kalimantan Timur	-	-	-	-
Sulawesi Utara	1.080.000	1.080.000	1.080.000	1.080.000
Sulawesi Tengah	-	-	-	-
Sulawesi Selatan	-	-	-	-
Sulawesi Tenggara	-	-	-	-
Gorontalo	-	-	-	-
Sulawesi Barat	-	-	-	-
Maluku	-	-	-	-
Maluku Utara	-	-	-	-
Papua Barat	-	-	-	-
Papua	-	-	-	-
Nasional/National	1.392.184	1.395.960	1.401.808	1.410.207

Lanjutan Tabel/Continued Table 2.2.2

Provinsi Province	Mei May	Juni June	Juli July	Agustus August
(1)	(6)	(7)	(8)	(9)
Aceh	2.198.762	2.198.762	2.345.346	2.247.623
Sumatera Utara	2.346.357	2.521.786	2.466.964	2.364.174
Sumatera Barat	1.900.000	1.900.000	1.900.000	1.900.000
Riau	1.800.000	1.800.000	1.760.870	1.760.870
Jambi	-	-	-	-
Sumatera Selatan	1.185.364	1.185.364	1.185.364	1.185.364
Bengkulu	-	-	-	-
Lampung	1.426.272	1.426.272	1.426.272	1.426.272
Kepulauan Bangka Belitung	-	-	-	-
Kepulauan Riau	-	-	-	-
Jawa Barat	1.138.776	1.138.776	1.138.776	1.138.776
Jawa Tengah	874.268	874.268	874.268	874.268
D.I. Yogyakarta	-	-	-	-
Jawa Timur	1.140.117	1.180.284	1.175.283	1.234.586
Banten	709.390	734.382	760.365	760.365
Bali	-	-	-	-
Nusa Tenggara Barat	-	-	-	-
Nusa Tenggara Timur	1.999.999	1.949.999	2.064.910	2.064.910
Kalimantan Barat	-	-	-	-
Kalimantan Tengah	-	-	-	-
Kalimantan Selatan	600.000	600.000	600.000	600.000
Kalimantan Timur	-	-	-	-
Sulawesi Utara	1.080.000	1.080.000	1.080.000	1.125.000
Sulawesi Tengah	-	-	-	-
Sulawesi Selatan	-	-	-	-
Sulawesi Tenggara	-	-	-	-
Gorontalo	-	-	-	-
Sulawesi Barat	-	-	-	-
Maluku	-	-	-	-
Maluku Utara	-	-	-	-
Papua Barat	-	-	-	-
Papua	-	-	-	-
Nasional/National	1.415.331	1.429.992	1.444.494	1.437.093

SUBSEKTOR HORTIKULTURA KELOMPOK BUAH-BUAHAN

Lanjutan Tabel/Continued Table 2.2.2

Provinsi Province	September September	Oktober October	November November	Desember December	Rata-rata Average
<i>(1)</i>	<i>(10)</i>	<i>(11)</i>	<i>(12)</i>	<i>(13)</i>	<i>(14)</i>
Aceh	2.149.900	2.247.623	2.349.788	2.449.823	2.236.341
Sumatera Utara	2.364.174	2.423.576	2.484.469	2.424.011	2.372.781
Sumatera Barat	1.900.000	1.900.000	1.900.000	1.900.000	1.900.000
Riau	1.823.758	1.671.778	1.671.778	1.671.778	1.763.403
Jambi	-	-	-	-	-
Sumatera Selatan	1.185.364	1.185.364	1.185.364	1.185.364	1.185.364
Bengkulu	-	-	-	-	-
Lampung	1.426.272	1.426.272	1.426.272	1.426.272	1.426.272
Kepulauan Bangka Belitung	-	-	-	-	-
Kepulauan Riau	-	-	-	-	-
Jawa Barat	1.138.776	1.138.776	1.138.776	1.138.776	1.135.644
Jawa Tengah	874.268	874.268	874.268	874.268	874.268
D.I. Yogyakarta	-	-	-	-	-
Jawa Timur	1.218.412	1.239.063	1.200.342	1.200.342	1.153.790
Banten	760.365	760.365	760.365	760.365	736.960
Bali	-	-	-	-	-
Nusa Tenggara Barat	-	-	-	-	-
Nusa Tenggara Timur	2.064.910	2.064.910	2.064.910	2.064.910	2.028.288
Kalimantan Barat	-	-	-	-	-
Kalimantan Tengah	-	-	-	-	-
Kalimantan Selatan	600.000	600.000	600.000	600.000	600.000
Kalimantan Timur	-	-	-	-	-
Sulawesi Utara	1.125.000	1.125.000	1.125.000	1.125.000	1.098.750
Sulawesi Tengah	-	-	-	-	-
Sulawesi Selatan	-	-	-	-	-
Sulawesi Tenggara	-	-	-	-	-
Gorontalo	-	-	-	-	-
Sulawesi Barat	-	-	-	-	-
Maluku	-	-	-	-	-
Maluku Utara	-	-	-	-	-
Papua Barat	-	-	-	-	-
Papua	-	-	-	-	-
Nasional/National	1.433.169	1.435.153	1.444.718	1.447.762	1.423.989

Tabel 2.2.3 **Harga Produsen Belimbing Menurut Provinsi (Rp/100 Kg), 2013**
Table 2.2.3 **Producer Price of Starfruits by Province (Rp/100 Kg), 2013**

Provinsi Province	Januari January	Februari February	Maret March	April April
(1)	(2)	(3)	(4)	(5)
Aceh	192.857	192.857	192.857	192.857
Sumatera Utara	218.748	218.748	218.748	218.748
Sumatera Barat	-	-	-	-
Riau	305.314	305.314	305.314	305.314
Jambi	-	-	-	-
Sumatera Selatan	198.145	198.145	198.145	198.145
Bengkulu	-	-	-	-
Lampung	316.667	316.667	348.333	348.333
Kepulauan Bangka Belitung	-	-	-	-
Kepulauan Riau	550.000	550.000	550.000	550.000
Jawa Barat	599.524	612.209	624.321	592.028
Jawa Tengah	414.301	400.444	419.965	414.461
D.I. Yogyakarta	125.000	125.000	125.000	125.000
Jawa Timur	384.378	392.510	390.117	390.487
Banten	427.870	436.923	436.923	437.338
Bali	100.000	100.000	100.000	100.000
Nusa Tenggara Barat	-	-	-	-
Nusa Tenggara Timur	300.000	300.000	300.000	300.000
Kalimantan Barat	-	-	-	-
Kalimantan Tengah	-	-	-	-
Kalimantan Selatan	233.187	233.187	233.187	233.187
Kalimantan Timur	180.728	180.728	180.728	180.728
Sulawesi Utara	-	-	-	-
Sulawesi Tengah	-	-	-	-
Sulawesi Selatan	164.500	164.500	164.500	164.500
Sulawesi Tenggara	-	-	-	-
Gorontalo	-	-	-	-
Sulawesi Barat	-	-	-	-
Maluku	715.389	715.389	715.389	715.389
Maluku Utara	214.075	192.668	198.833	183.827
Papua Barat	-	-	-	-
Papua	-	-	-	-
Nasional/National	313.371	313.072	316.798	313.908

SUBSEKTOR HORTIKULTURA KELOMPOK BUAH-BUAHAN

Lanjutan Tabel/Continued Table 2.2.3

Provinsi Province	Mei May	Juni June	Juli July	Agustus August
(1)	(6)	(7)	(8)	(9)
Aceh	192.857	192.857	192.857	192.857
Sumatera Utara	218.748	218.748	218.748	218.748
Sumatera Barat	-	-	-	-
Riau	305.314	305.314	305.314	305.314
Jambi	-	-	-	-
Sumatera Selatan	198.145	198.145	198.145	198.145
Bengkulu	-	-	-	-
Lampung	348.333	348.333	348.333	348.333
Kepulauan Bangka Belitung	-	-	-	-
Kepulauan Riau	550.000	550.000	550.000	550.000
Jawa Barat	635.085	679.652	679.652	679.652
Jawa Tengah	417.540	416.218	429.169	431.934
D.I. Yogyakarta	125.000	125.000	125.000	125.000
Jawa Timur	391.930	403.892	413.917	430.577
Banten	437.338	468.028	482.592	482.592
Bali	100.000	100.000	100.000	104.025
Nusa Tenggara Barat	-	-	-	-
Nusa Tenggara Timur	300.000	300.000	300.000	300.000
Kalimantan Barat	-	-	-	-
Kalimantan Tengah	-	-	-	-
Kalimantan Selatan	249.086	249.086	249.552	249.552
Kalimantan Timur	180.728	180.728	180.728	180.728
Sulawesi Utara	-	-	-	-
Sulawesi Tengah	-	-	-	-
Sulawesi Selatan	164.500	164.500	164.500	164.500
Sulawesi Tenggara	-	-	-	-
Gorontalo	-	-	-	-
Sulawesi Barat	-	-	-	-
Maluku	715.389	715.389	715.389	715.389
Maluku Utara	183.827	183.827	183.827	183.827
Papua Barat	-	-	-	-
Papua	-	-	-	-
Nasional/National	317.434	322.207	324.318	325.621

Lanjutan Tabel/Continued Table 2.2.3

Provinsi Province	September September	Oktober October	November November	Desember December	Rata-rata Average
(1)	(10)	(11)	(12)	(13)	(14)
Aceh	192.857	192.857	192.857	192.857	192.857
Sumatera Utara	243.054	260.068	240.062	240.062	227.769
Sumatera Barat	-	-	-	-	-
Riau	305.314	305.314	305.314	305.314	305.314
Jambi	-	-	-	-	-
Sumatera Selatan	198.145	198.145	198.145	198.145	198.145
Bengkulu	-	-	-	-	-
Lampung	348.333	348.333	348.333	348.333	343.056
Kepulauan Bangka Belitung	-	-	-	-	-
Kepulauan Riau	550.000	550.000	550.000	550.000	550.000
Jawa Barat	679.652	679.652	679.652	679.652	651.727
Jawa Tengah	441.336	466.628	448.924	429.999	427.576
D.I. Yogyakarta	125.000	125.000	120.000	120.000	124.167
Jawa Timur	440.417	446.802	438.577	417.870	411.789
Banten	482.592	482.592	482.592	482.592	461.664
Bali	104.025	104.025	104.025	104.025	101.677
Nusa Tenggara Barat	-	-	-	-	-
Nusa Tenggara Timur	300.000	300.000	300.000	300.000	300.000
Kalimantan Barat	-	-	-	-	-
Kalimantan Tengah	-	-	-	-	-
Kalimantan Selatan	249.552	250.866	250.866	250.866	244.348
Kalimantan Timur	180.728	180.728	180.728	180.728	180.728
Sulawesi Utara	-	-	-	-	-
Sulawesi Tengah	-	-	-	-	-
Sulawesi Selatan	164.500	164.500	164.500	164.500	164.500
Sulawesi Tenggara	-	-	-	-	-
Gorontalo	-	-	-	-	-
Sulawesi Barat	-	-	-	-	-
Maluku	715.389	715.389	715.389	715.389	715.389
Maluku Utara	183.827	179.113	182.845	194.557	188.754
Papua Barat	-	-	-	-	-
Papua	-	-	-	-	-
Nasional/National	328.040	330.556	327.934	326.383	321.637

SUBSEKTOR HORTIKULTURA KELOMPOK BUAH-BUAHAN

Tabel 2.2.4 Harga Produsen Duku Menurut Provinsi (Rp/100 Kg), 2013
Table 2.2.4 Producer Price of Lanzones by Province (Rp/100 Kg), 2013

Provinsi Province	Januari January	Februari February	Maret March	April April
(1)	(2)	(3)	(4)	(5)
Aceh	-	-	-	-
Sumatera Utara	1.217.147	1.270.928	1.337.819	1.337.819
Sumatera Barat	270.000	270.000	270.000	270.000
Riau	1.032.935	1.032.935	1.032.935	1.032.935
Jambi	688.611	704.625	624.554	624.554
Sumatera Selatan	298.935	298.935	298.935	298.935
Bengkulu	-	-	-	-
Lampung	205.239	205.239	196.688	196.688
Kepulauan Bangka Belitung	400.000	400.000	400.000	400.000
Kepulauan Riau	-	-	-	-
Jawa Barat	848.475	848.475	875.241	855.213
Jawa Tengah	523.712	523.712	523.712	529.663
D.I. Yogyakarta	-	-	-	-
Jawa Timur	619.318	619.318	666.958	701.119
Banten	451.586	451.586	416.848	458.533
Bali	-	-	-	-
Nusa Tenggara Barat	-	-	-	-
Nusa Tenggara Timur	-	-	-	-
Kalimantan Barat	350.000	350.000	350.000	350.000
Kalimantan Tengah	-	-	-	-
Kalimantan Selatan	658.333	658.333	595.032	658.333
Kalimantan Timur	-	-	-	-
Sulawesi Utara	-	-	-	-
Sulawesi Tengah	-	-	-	-
Sulawesi Selatan	-	-	-	-
Sulawesi Tenggara	150.000	150.000	150.000	150.000
Gorontalo	-	-	-	-
Sulawesi Barat	-	-	-	-
Maluku	-	-	-	-
Maluku Utara	268.547	268.547	268.547	268.547
Papua Barat	-	-	-	-
Papua	-	-	-	-
Nasional/National	532.189	536.842	533.818	542.156

Lanjutan Tabel/Continued Table 2.2.4

Provinsi Province	Mei May	Juni June	Juli July	Agustus August
(1)	(6)	(7)	(8)	(9)
Aceh	-	-	-	-
Sumatera Utara	1.337.819	1.337.819	1.337.819	1.216.199
Sumatera Barat	270.000	270.000	270.000	270.000
Riau	1.032.935	1.032.935	1.032.935	1.032.935
Jambi	624.554	624.554	624.554	624.554
Sumatera Selatan	298.935	298.935	298.935	298.935
Bengkulu	-	-	-	-
Lampung	196.688	196.688	196.688	196.688
Kepulauan Bangka Belitung	400.000	400.000	400.000	400.000
Kepulauan Riau	-	-	-	-
Jawa Barat	855.213	855.213	855.213	855.213
Jawa Tengah	529.663	529.663	529.663	529.663
D.I. Yogyakarta	-	-	-	-
Jawa Timur	747.860	764.220	764.220	764.220
Banten	458.533	458.533	496.744	496.744
Bali	-	-	-	-
Nusa Tenggara Barat	-	-	-	-
Nusa Tenggara Timur	-	-	-	-
Kalimantan Barat	350.000	350.000	350.000	350.000
Kalimantan Tengah	-	-	-	-
Kalimantan Selatan	658.333	658.333	658.333	658.333
Kalimantan Timur	-	-	-	-
Sulawesi Utara	-	-	-	-
Sulawesi Tengah	-	-	-	-
Sulawesi Selatan	-	-	-	-
Sulawesi Tenggara	150.000	150.000	150.000	150.000
Gorontalo	-	-	-	-
Sulawesi Barat	-	-	-	-
Maluku	-	-	-	-
Maluku Utara	268.547	268.547	268.547	268.547
Papua Barat	-	-	-	-
Papua	-	-	-	-
Nasional/National	545.272	546.363	548.910	540.802

SUBSEKTOR HORTIKULTURA KELOMPOK BUAH-BUAHAN

Lanjutan Tabel/Continued Table 2.2.4

Provinsi Province	September September	Oktober October	November November	Desember December	Rata-rata Average
<i>(1)</i>	<i>(10)</i>	<i>(11)</i>	<i>(12)</i>	<i>(13)</i>	<i>(14)</i>
Aceh	-	-	-	-	-
Sumatera Utara	1.142.526	1.142.526	1.142.526	1.228.215	1.254.097
Sumatera Barat	270.000	270.000	270.000	270.000	270.000
Riau	1.032.935	1.032.935	1.032.935	1.032.935	1.032.935
Jambi	624.554	624.554	624.554	610.013	635.353
Sumatera Selatan	298.935	298.935	298.935	298.935	298.935
Bengkulu	-	-	-	-	-
Lampung	196.688	196.688	196.688	196.688	198.113
Kepulauan Bangka Belitung	400.000	400.000	400.000	400.000	400.000
Kepulauan Riau	-	-	-	-	-
Jawa Barat	855.213	869.857	869.857	869.857	859.420
Jawa Tengah	529.663	529.663	529.663	529.663	528.176
D.I. Yogyakarta	-	-	-	-	-
Jawa Timur	764.220	764.220	764.220	764.220	725.343
Banten	496.744	496.744	496.744	496.744	473.007
Bali	-	-	-	-	-
Nusa Tenggara Barat	-	-	-	-	-
Nusa Tenggara Timur	-	-	-	-	-
Kalimantan Barat	350.000	350.000	350.000	350.000	350.000
Kalimantan Tengah	-	-	-	-	-
Kalimantan Selatan	658.333	658.333	658.333	658.333	653.058
Kalimantan Timur	-	-	-	-	-
Sulawesi Utara	-	-	-	-	-
Sulawesi Tengah	-	-	-	-	-
Sulawesi Selatan	-	-	-	-	-
Sulawesi Tenggara	150.000	150.000	150.000	150.000	150.000
Gorontalo	-	-	-	-	-
Sulawesi Barat	-	-	-	-	-
Maluku	-	-	-	-	-
Maluku Utara	268.547	268.547	268.547	268.547	268.547
Papua Barat	-	-	-	-	-
Papua	-	-	-	-	-
Nasional/National	535.890	536.867	536.867	541.610	539.799

Tabel 2.2.5 **Harga Produsen Durian Menurut Provinsi (Rp/10 buah), 2013**
Table **Producer Price of Durians by Province (Rp/10 Piece), 2013**

Provinsi <i>Province</i>	Januari <i>January</i>	Februari <i>February</i>	Maret <i>March</i>	April <i>April</i>
(1)	(2)	(3)	(4)	(5)
Aceh	183.978	185.174	185.694	185.694
Sumatera Utara	91.631	98.517	98.517	98.517
Sumatera Barat	96.675	96.675	96.675	96.675
Riau	127.935	128.805	128.805	128.805
Jambi	51.461	47.050	48.079	48.079
Sumatera Selatan	91.943	91.943	91.943	91.943
Bengkulu	65.535	70.451	67.633	67.633
Lampung	150.268	157.781	157.781	157.781
Kepulauan Bangka Belitung	74.654	74.654	74.654	74.654
Kepulauan Riau	122.680	122.680	122.680	122.680
Jawa Barat	244.220	237.761	243.204	245.491
Jawa Tengah	292.169	292.169	304.169	306.196
D.I. Yogyakarta	128.227	134.638	136.710	137.621
Jawa Timur	277.588	271.405	273.278	272.466
Banten	129.993	125.266	125.266	125.266
Bali	171.729	169.977	162.269	163.369
Nusa Tenggara Barat	520.853	520.853	504.576	504.576
Nusa Tenggara Timur	166.667	166.667	166.667	177.083
Kalimantan Barat	96.184	96.184	96.184	96.184
Kalimantan Tengah	184.994	203.493	203.493	215.826
Kalimantan Selatan	173.359	167.784	167.784	167.784
Kalimantan Timur	225.000	217.765	231.376	231.376
Sulawesi Utara	-	-	-	-
Sulawesi Tengah	99.940	102.560	102.560	109.668
Sulawesi Selatan	104.334	103.709	105.433	107.805
Sulawesi Tenggara	48.169	48.169	48.429	50.214
Gorontalo	-	-	-	-
Sulawesi Barat	-	-	-	-
Maluku	88.333	88.333	88.333	88.333
Maluku Utara	386.229	389.158	397.118	410.733
Papua Barat	144.027	144.027	123.452	123.452
Papua	131.071	131.071	131.071	131.071
Nasional/National	161.029	161.542	161.511	163.344

SUBSEKTOR HORTIKULTURA KELOMPOK BUAH-BUAHAN

Lanjutan Tabel/Continued Table 2.2.5

Provinsi Province	Mei May	Juni June	Juli July	Agustus August
<i>(1)</i>	<i>(6)</i>	<i>(7)</i>	<i>(8)</i>	<i>(9)</i>
Aceh	185.694	185.694	185.694	185.694
Sumatera Utara	98.517	98.517	98.517	93.591
Sumatera Barat	96.675	96.675	103.267	103.267
Riau	128.805	128.805	128.805	128.805
Jambi	49.147	49.147	49.147	49.147
Sumatera Selatan	91.943	91.943	91.943	91.943
Bengkulu	67.633	67.633	67.633	60.588
Lampung	157.781	157.781	157.781	157.781
Kepulauan Bangka Belitung	74.654	74.654	74.654	74.654
Kepulauan Riau	122.680	122.680	122.680	122.680
Jawa Barat	249.216	249.216	249.216	253.675
Jawa Tengah	306.196	306.196	307.288	307.288
D.I. Yogyakarta	137.621	137.621	137.621	137.621
Jawa Timur	275.774	279.651	279.788	282.058
Banten	125.266	125.266	125.266	125.266
Bali	168.964	168.964	168.964	168.964
Nusa Tenggara Barat	504.576	504.576	504.576	504.576
Nusa Tenggara Timur	177.083	177.083	177.083	177.083
Kalimantan Barat	96.184	96.184	96.184	96.184
Kalimantan Tengah	246.658	246.658	246.658	267.800
Kalimantan Selatan	167.784	167.784	167.784	167.784
Kalimantan Timur	231.376	231.376	231.376	231.376
Sulawesi Utara	-	-	-	-
Sulawesi Tengah	109.668	109.668	108.911	113.647
Sulawesi Selatan	115.531	119.164	119.164	119.164
Sulawesi Tenggara	54.487	54.487	54.487	54.487
Gorontalo	-	-	-	-
Sulawesi Barat	-	-	-	-
Maluku	90.542	90.542	90.542	90.542
Maluku Utara	410.733	410.733	410.733	410.733
Papua Barat	123.452	123.452	123.452	123.452
Papua	131.071	131.071	131.071	131.071
Nasional/National	165.369	165.628	165.872	166.583

Lanjutan Tabel/Continued Table 2.2.5

Provinsi Province	September September	Oktober October	November November	Desember December	Rata-rata Average
(1)	(10)	(11)	(12)	(13)	(14)
Aceh	185.694	185.694	185.694	185.694	185.508
Sumatera Utara	98.790	106.199	96.965	94.409	97.724
Sumatera Barat	103.267	103.267	103.267	103.267	99.971
Riau	128.805	128.805	128.805	128.805	128.733
Jambi	49.147	49.147	54.608	51.054	49.601
Sumatera Selatan	91.943	91.943	91.943	91.943	91.943
Bengkulu	60.588	60.588	60.588	60.588	64.757
Lampung	165.671	165.671	165.671	165.671	159.785
Kepulauan Bangka Belitung	74.654	74.654	74.654	74.654	74.654
Kepulauan Riau	122.680	122.680	122.680	122.680	122.680
Jawa Barat	253.675	253.675	253.675	253.675	248.892
Jawa Tengah	307.288	307.288	316.415	316.415	305.757
D.I. Yogyakarta	137.621	137.621	137.621	137.621	136.514
Jawa Timur	288.780	288.780	288.780	288.010	280.530
Banten	125.266	125.266	125.266	125.266	125.660
Bali	172.991	172.991	172.991	172.991	169.597
Nusa Tenggara Barat	504.576	504.576	504.576	504.576	507.289
Nusa Tenggara Timur	177.083	177.083	177.083	177.083	174.479
Kalimantan Barat	96.184	96.184	96.184	96.184	96.184
Kalimantan Tengah	281.895	295.990	303.037	295.364	249.322
Kalimantan Selatan	167.784	167.784	167.784	182.092	169.441
Kalimantan Timur	231.376	231.376	231.376	231.376	229.710
Sulawesi Utara	-	-	-	-	-
Sulawesi Tengah	105.968	112.633	112.633	115.348	108.600
Sulawesi Selatan	119.164	119.164	119.164	119.164	114.247
Sulawesi Tenggara	54.487	54.487	54.487	54.487	52.573
Gorontalo	-	-	-	-	-
Sulawesi Barat	-	-	-	-	-
Maluku	90.542	90.542	90.542	90.542	89.806
Maluku Utara	440.234	440.234	449.310	449.310	417.105
Papua Barat	123.452	123.452	123.452	123.452	126.881
Papua	131.071	131.071	131.071	131.071	131.071
Nasional/National	168.644	169.615	170.356	170.441	165.828

SUBSEKTOR HORTIKULTURA KELOMPOK BUAH-BUAHAN

Tabel 2.2.6 Harga Produsen Jambu Biji Menurut Provinsi (Rp/100 Kg), 2013
Table 2.2.6 Producer Price of Guava by Province (Rp/100 Kg), 2013

Provinsi Province	Januari January	Februari February	Maret March	April April
(1)	(2)	(3)	(4)	(5)
Aceh	279.034	279.034	279.034	279.034
Sumatera Utara	276.463	278.944	278.944	272.507
Sumatera Barat	223.333	223.333	223.333	223.333
Riau	356.761	356.761	356.761	356.761
Jambi	160.000	160.000	160.000	171.429
Sumatera Selatan	100.000	100.000	100.000	100.000
Bengkulu	-	-	-	-
Lampung	271.538	271.538	271.538	271.538
Kepulauan Bangka Belitung	-	-	-	-
Kepulauan Riau	-	-	-	-
Jawa Barat	217.988	228.433	229.386	223.217
Jawa Tengah	598.631	624.518	593.292	567.103
D.I. Yogyakarta	139.570	139.570	139.570	139.570
Jawa Timur	542.390	542.390	542.390	542.390
Banten	295.584	295.584	294.610	294.610
Bali	-	-	-	-
Nusa Tenggara Barat	115.091	115.091	115.091	115.091
Nusa Tenggara Timur	210.459	210.459	210.459	210.459
Kalimantan Barat	100.250	100.250	100.250	100.250
Kalimantan Tengah	-	-	-	-
Kalimantan Selatan	142.402	142.402	142.402	142.402
Kalimantan Timur	421.875	421.875	351.562	351.562
Sulawesi Utara	-	-	-	-
Sulawesi Tengah	-	-	-	-
Sulawesi Selatan	110.250	110.250	110.250	110.250
Sulawesi Tenggara	-	-	-	-
Gorontalo	-	-	-	-
Sulawesi Barat	-	-	-	-
Maluku	-	-	-	-
Maluku Utara	393.398	393.398	440.225	406.684
Papua Barat	-	-	-	-
Papua	300.000	300.000	300.000	300.000
Nasional/National	262.751	264.692	261.955	258.910

Lanjutan Tabel/Continued Table 2.2.6

Provinsi Province	Mei May	Juni June	Juli July	Agustus August
(1)	(6)	(7)	(8)	(9)
Aceh	279.034	279.034	279.034	279.034
Sumatera Utara	272.507	276.636	280.077	305.772
Sumatera Barat	223.333	223.333	235.488	235.488
Riau	356.761	356.761	356.761	356.761
Jambi	171.429	171.429	171.429	171.429
Sumatera Selatan	100.000	100.253	101.370	102.920
Bengkulu	-	-	-	-
Lampung	271.538	271.538	271.538	271.538
Kepulauan Bangka Belitung	-	-	-	-
Kepulauan Riau	-	-	-	-
Jawa Barat	221.088	223.924	240.391	240.391
Jawa Tengah	617.819	643.988	691.345	691.345
D.I. Yogyakarta	139.570	139.570	139.570	139.570
Jawa Timur	542.390	542.390	547.131	547.131
Banten	296.875	288.786	296.875	298.493
Bali	-	-	-	-
Nusa Tenggara Barat	115.091	115.091	115.091	115.091
Nusa Tenggara Timur	210.459	210.459	210.459	210.459
Kalimantan Barat	100.250	100.250	100.250	100.250
Kalimantan Tengah	-	-	-	-
Kalimantan Selatan	142.402	142.402	142.402	142.402
Kalimantan Timur	351.562	351.562	351.562	351.562
Sulawesi Utara	-	-	-	-
Sulawesi Tengah	-	-	-	-
Sulawesi Selatan	110.250	110.250	110.250	110.250
Sulawesi Tenggara	-	-	-	-
Gorontalo	-	-	-	-
Sulawesi Barat	-	-	-	-
Maluku	-	-	-	-
Maluku Utara	406.684	370.128	406.684	388.406
Papua Barat	-	-	-	-
Papua	300.000	300.000	300.000	300.000
Nasional/National	261.452	260.889	267.385	267.915

SUBSEKTOR HORTIKULTURA KELOMPOK BUAH-BUAHAN

Lanjutan Tabel/Continued Table 2.2.6

Provinsi Province	September September	Oktober October	November November	Desember December	Rata-rata Average
<i>(1)</i>	<i>(10)</i>	<i>(11)</i>	<i>(12)</i>	<i>(13)</i>	<i>(14)</i>
Aceh	279.034	279.034	279.034	279.034	279.034
Sumatera Utara	305.141	312.536	298.167	306.570	288.689
Sumatera Barat	235.488	229.847	229.847	229.847	228.000
Riau	356.761	356.761	356.761	356.761	356.761
Jambi	171.429	171.429	171.429	171.429	168.571
Sumatera Selatan	102.884	102.889	102.101	102.580	101.250
Bengkulu	-	-	-	-	-
Lampung	271.538	271.538	271.538	271.538	271.538
Kepulauan Bangka Belitung	-	-	-	-	-
Kepulauan Riau	-	-	-	-	-
Jawa Barat	241.495	253.253	253.253	254.930	235.646
Jawa Tengah	709.618	728.643	692.496	698.799	654.800
D.I. Yogyakarta	139.570	139.570	139.570	139.570	139.570
Jawa Timur	547.131	547.131	547.131	547.131	544.761
Banten	298.493	298.493	298.493	298.493	296.282
Bali	-	-	-	-	-
Nusa Tenggara Barat	115.091	115.091	115.091	115.091	115.091
Nusa Tenggara Timur	210.459	210.459	210.459	210.459	210.459
Kalimantan Barat	100.250	100.250	100.250	100.250	100.250
Kalimantan Tengah	-	-	-	-	-
Kalimantan Selatan	142.402	145.532	145.532	145.532	143.185
Kalimantan Timur	351.562	351.562	351.562	351.562	363.281
Sulawesi Utara	-	-	-	-	-
Sulawesi Tengah	-	-	-	-	-
Sulawesi Selatan	110.250	110.250	110.250	110.250	110.250
Sulawesi Tenggara	-	-	-	-	-
Gorontalo	-	-	-	-	-
Sulawesi Barat	-	-	-	-	-
Maluku	-	-	-	-	-
Maluku Utara	388.406	370.128	388.406	388.406	395.079
Papua Barat	-	-	-	-	-
Papua	300.000	300.000	300.000	300.000	300.000
Nasional/National	268.850	269.720	268.069	268.912	265.125

Tabel 2.2.7 **Harga Produsen Jeruk Keprok/Siam Menurut Provinsi (Rp/100 Kg), 2013**
Table **Producer Price of Tangerines by Province (Rp/100 Kg), 2013**

Provinsi Province	Januari January	Februari February	Maret March	April April
(1)	(2)	(3)	(4)	(5)
Aceh	885.600	880.119	901.783	890.951
Sumatera Utara	579.463	581.491	587.151	602.783
Sumatera Barat	1.062.664	1.080.645	1.065.425	1.015.870
Riau	958.424	977.323	977.323	977.323
Jambi	532.019	532.019	551.020	551.020
Sumatera Selatan	384.056	390.152	390.152	390.152
Bengkulu	369.333	369.333	369.333	369.333
Lampung	810.526	810.526	810.526	810.526
Kepulauan Bangka Belitung	550.000	550.000	550.000	550.000
Kepulauan Riau	1.085.715	1.107.123	1.107.123	1.107.123
Jawa Barat	1.086.130	1.089.050	1.102.524	1.162.992
Jawa Tengah	594.325	594.325	594.325	590.338
D.I. Yogyakarta	308.247	339.072	339.072	341.642
Jawa Timur	667.709	685.184	675.210	684.282
Banten	684.849	686.690	707.291	685.188
Bali	570.713	570.713	570.713	570.713
Nusa Tenggara Barat	-	-	-	-
Nusa Tenggara Timur	933.392	933.392	933.392	972.015
Kalimantan Barat	605.703	594.977	597.974	604.528
Kalimantan Tengah	472.513	472.513	472.513	510.315
Kalimantan Selatan	411.423	426.549	426.549	426.549
Kalimantan Timur	451.657	451.657	459.184	459.184
Sulawesi Utara	424.182	424.182	424.182	424.182
Sulawesi Tengah	491.104	470.002	470.002	470.002
Sulawesi Selatan	356.970	356.970	356.970	356.970
Sulawesi Tenggara	347.071	352.029	347.629	357.406
Gorontalo	-	-	-	-
Sulawesi Barat	392.646	392.646	392.646	392.646
Maluku	642.048	642.048	642.048	651.338
Maluku Utara	455.723	449.086	446.202	425.155
Papua Barat	-	-	-	-
Papua	608.041	608.041	594.182	594.182
Nasional/National	611.112	614.409	615.946	618.783

SUBSEKTOR HORTIKULTURA KELOMPOK BUAH-BUAHAN

Lanjutan Tabel/Continued Table 2.2.7

Provinsi Province	Mei May	Juni June	Juli July	Agustus August
(1)	(6)	(7)	(8)	(9)
Aceh	909.533	909.533	924.566	919.555
Sumatera Utara	569.868	576.435	567.316	494.114
Sumatera Barat	1.015.870	1.015.870	1.015.870	1.052.677
Riau	977.323	977.323	992.836	992.836
Jambi	551.020	576.384	576.384	576.384
Sumatera Selatan	390.152	390.152	409.990	421.874
Bengkulu	369.333	369.333	369.333	369.333
Lampung	810.526	810.526	810.526	810.526
Kepulauan Bangka Belitung	550.000	550.000	550.000	550.000
Kepulauan Riau	1.107.123	1.107.123	1.107.123	1.180.932
Jawa Barat	1.175.191	1.155.971	1.114.751	1.200.241
Jawa Tengah	590.338	576.720	602.686	602.686
D.I. Yogyakarta	341.509	339.092	347.440	344.416
Jawa Timur	698.112	705.871	742.300	727.010
Banten	663.085	663.085	687.951	625.410
Bali	570.713	584.302	578.176	559.525
Nusa Tenggara Barat	-	-	-	-
Nusa Tenggara Timur	972.015	944.244	944.244	944.244
Kalimantan Barat	595.322	573.842	610.666	626.009
Kalimantan Tengah	510.315	510.315	510.315	510.315
Kalimantan Selatan	426.549	426.549	430.346	406.237
Kalimantan Timur	459.184	459.184	459.184	459.184
Sulawesi Utara	424.182	424.182	424.182	424.182
Sulawesi Tengah	470.002	446.502	446.502	545.725
Sulawesi Selatan	356.970	356.970	356.970	359.350
Sulawesi Tenggara	357.406	348.471	353.271	370.935
Gorontalo	-	-	-	-
Sulawesi Barat	392.646	392.646	412.278	412.278
Maluku	622.906	615.293	669.305	673.608
Maluku Utara	429.364	432.311	471.972	515.600
Papua Barat	-	-	-	-
Papua	553.014	553.014	553.014	553.014
Nasional/National	615.847	613.491	622.052	628.559

Lanjutan Tabel/Continued Table 2.2.7

Provinsi Province	September September	Oktober October	November November	Desember December	Rata-rata Average
<i>(1)</i>	<i>(10)</i>	<i>(11)</i>	<i>(12)</i>	<i>(13)</i>	<i>(14)</i>
Aceh	909.505	920.205	905.202	914.502	905.921
Sumatera Utara	495.532	513.523	526.839	531.549	552.172
Sumatera Barat	1.030.593	1.067.400	1.074.563	1.037.548	1.044.583
Riau	967.378	967.378	967.378	967.378	975.018
Jambi	588.648	606.307	629.627	656.042	577.240
Sumatera Selatan	435.267	427.631	427.631	427.631	407.070
Bengkulu	369.333	369.333	369.333	369.333	369.333
Lampung	810.526	810.526	810.526	810.526	810.526
Kepulauan Bangka Belitung	550.000	550.000	550.000	550.000	550.000
Kepulauan Riau	1.180.932	1.180.932	1.180.932	1.230.476	1.140.221
Jawa Barat	1.299.599	1.350.966	1.261.970	1.257.607	1.188.083
Jawa Tengah	602.686	628.880	646.343	649.365	606.085
D.I. Yogyakarta	352.164	370.615	369.082	370.444	346.900
Jawa Timur	732.248	751.708	767.921	778.318	717.989
Banten	625.410	687.951	687.951	687.951	674.401
Bali	578.176	592.280	521.206	501.280	564.043
Nusa Tenggara Barat	-	-	-	-	-
Nusa Tenggara Timur	944.244	944.244	944.244	944.244	946.159
Kalimantan Barat	636.680	670.826	687.300	678.183	623.501
Kalimantan Tengah	567.016	567.016	642.618	642.618	532.365
Kalimantan Selatan	406.237	418.292	430.175	430.175	422.136
Kalimantan Timur	459.184	459.184	459.184	459.184	457.930
Sulawesi Utara	424.182	424.182	424.182	424.182	424.182
Sulawesi Tengah	545.725	545.725	533.989	477.614	492.741
Sulawesi Selatan	359.350	359.350	359.350	359.350	357.961
Sulawesi Tenggara	370.935	370.935	370.935	358.134	358.763
Gorontalo	-	-	-	-	-
Sulawesi Barat	412.278	427.002	427.002	427.002	406.143
Maluku	665.685	664.750	667.784	685.767	653.548
Maluku Utara	547.329	537.194	534.415	515.690	480.003
Papua Barat	-	-	-	-	-
Papua	553.014	553.014	553.014	553.014	569.047
Nasional/National	635.167	646.115	645.886	644.659	626.002

SUBSEKTOR HORTIKULTURA KELOMPOK BUAH-BUAHAN

Tabel 2.2.8 Harga Produsen Langsung Menurut Provinsi (Rp/100 Kg), 2013
Table 2.2.8 Producer Price of Langsung by Province (Rp/100 Kg), 2013

Provinsi Province	Januari January	Februari February	Maret March	April April
(1)	(2)	(3)	(4)	(5)
Aceh	1.156.541	1.020.564	1.032.926	1.032.926
Sumatera Utara	507.583	569.108	569.108	569.108
Sumatera Barat	300.000	300.000	300.000	300.000
Riau	-	-	-	-
Jambi	-	-	-	-
Sumatera Selatan	-	-	-	-
Bengkulu	-	-	-	-
Lampung	-	-	-	-
Kepulauan Bangka Belitung	200.000	200.000	200.000	200.000
Kepulauan Riau	-	-	-	-
Jawa Barat	-	-	-	-
Jawa Tengah	350.000	350.000	350.000	350.000
D.I. Yogyakarta	-	-	-	-
Jawa Timur	632.111	632.111	563.775	529.607
Banten	-	-	-	-
Bali	-	-	-	-
Nusa Tenggara Barat	-	-	-	-
Nusa Tenggara Timur	-	-	-	-
Kalimantan Barat	-	-	-	-
Kalimantan Tengah	-	-	-	-
Kalimantan Selatan	860.000	836.111	836.111	836.111
Kalimantan Timur	1.067.198	1.067.198	1.067.198	1.067.198
Sulawesi Utara	-	-	-	-
Sulawesi Tengah	-	-	-	-
Sulawesi Selatan	451.282	485.128	470.146	429.264
Sulawesi Tenggara	1.440.000	1.440.000	1.440.000	1.368.000
Gorontalo	-	-	-	-
Sulawesi Barat	-	-	-	-
Maluku	2.338.983	2.338.983	2.338.983	2.338.983
Maluku Utara	-	-	-	-
Papua Barat	-	-	-	-
Papua	-	-	-	-
Nasional/National	845.791	839.928	833.477	820.109

Lanjutan Tabel/Continued Table 2.2.8

Provinsi Province	Mei May	Juni June	Juli July	Agustus August
(1)	(6)	(7)	(8)	(9)
Aceh	1.058.255	1.058.255	1.058.255	1.058.255
Sumatera Utara	569.108	569.108	569.108	569.108
Sumatera Barat	300.000	300.000	300.000	300.000
Riau	-	-	-	-
Jambi	-	-	-	-
Sumatera Selatan	-	-	-	-
Bengkulu	-	-	-	-
Lampung	-	-	-	-
Kepulauan Bangka Belitung	200.000	200.000	200.000	200.000
Kepulauan Riau	-	-	-	-
Jawa Barat	-	-	-	-
Jawa Tengah	350.000	350.000	350.000	350.000
D.I. Yogyakarta	-	-	-	-
Jawa Timur	529.607	529.607	529.607	529.607
Banten	-	-	-	-
Bali	-	-	-	-
Nusa Tenggara Barat	-	-	-	-
Nusa Tenggara Timur	-	-	-	-
Kalimantan Barat	-	-	-	-
Kalimantan Tengah	-	-	-	-
Kalimantan Selatan	863.981	863.981	863.981	863.981
Kalimantan Timur	993.598	993.598	993.598	993.598
Sulawesi Utara	-	-	-	-
Sulawesi Tengah	-	-	-	-
Sulawesi Selatan	450.727	450.727	468.930	422.037
Sulawesi Tenggara	1.368.000	1.368.000	1.368.000	1.368.000
Gorontalo	-	-	-	-
Sulawesi Barat	-	-	-	-
Maluku	2.338.983	2.222.034	2.222.034	2.222.034
Maluku Utara	-	-	-	-
Papua Barat	-	-	-	-
Papua	-	-	-	-
Nasional/National	820.205	809.574	811.228	806.965

SUBSEKTOR HORTIKULTURA KELOMPOK BUAH-BUAHAN

Lanjutan Tabel/Continued Table 2.2.8

Provinsi Province	September September	Oktober October	November November	Desember December	Rata-rata Average
<i>(1)</i>	<i>(10)</i>	<i>(11)</i>	<i>(12)</i>	<i>(13)</i>	<i>(14)</i>
Aceh	1.096.249	1.096.249	1.159.572	1.159.572	1.082.302
Sumatera Utara	497.970	497.970	497.970	497.970	540.268
Sumatera Barat	300.000	300.000	300.000	300.000	300.000
Riau	-	-	-	-	-
Jambi	-	-	-	-	-
Sumatera Selatan	-	-	-	-	-
Bengkulu	-	-	-	-	-
Lampung	-	-	-	-	-
Kepulauan Bangka Belitung	200.000	200.000	200.000	200.000	200.000
Kepulauan Riau	-	-	-	-	-
Jawa Barat	-	-	-	-	-
Jawa Tengah	350.000	350.000	350.000	350.000	350.000
D.I. Yogyakarta	-	-	-	-	-
Jawa Timur	529.607	529.607	529.607	529.607	549.538
Banten	-	-	-	-	-
Bali	-	-	-	-	-
Nusa Tenggara Barat	-	-	-	-	-
Nusa Tenggara Timur	-	-	-	-	-
Kalimantan Barat	-	-	-	-	-
Kalimantan Tengah	-	-	-	-	-
Kalimantan Selatan	863.981	863.981	863.981	863.981	856.682
Kalimantan Timur	993.598	993.598	993.598	993.598	1.018.132
Sulawesi Utara	-	-	-	-	-
Sulawesi Tengah	-	-	-	-	-
Sulawesi Selatan	422.037	422.037	422.037	422.037	443.032
Sulawesi Tenggara	1.368.000	1.368.000	1.368.000	1.368.000	1.386.000
Gorontalo	-	-	-	-	-
Sulawesi Barat	-	-	-	-	-
Maluku	2.222.034	2.222.034	2.222.034	2.222.034	2.270.762
Maluku Utara	-	-	-	-	-
Papua Barat	-	-	-	-	-
Papua	-	-	-	-	-
Nasional/National	803.952	803.952	809.709	809.709	817.883

Tabel 2.2.9 **Harga Produsen Mangga Menurut Provinsi (Rp/100 Kg), 2013**
Table **Producer Price of Mangoes by Province (Rp/100 Kg), 2013**

Provinsi Province	Januari January	Februari February	Maret March	April April
(1)	(2)	(3)	(4)	(5)
Aceh	818.488	825.384	838.016	874.106
Sumatera Utara	682.954	682.954	682.954	682.954
Sumatera Barat	669.441	669.441	669.441	669.441
Riau	-	-	-	-
Jambi	764.133	764.133	764.133	764.133
Sumatera Selatan	684.561	684.561	684.561	684.561
Bengkulu	-	-	-	-
Lampung	494.484	498.703	498.703	498.703
Kepulauan Bangka Belitung	900.000	900.000	900.000	900.000
Kepulauan Riau	916.804	916.804	916.804	916.804
Jawa Barat	668.012	686.350	686.350	686.350
Jawa Tengah	281.541	281.541	281.541	284.182
D.I. Yogyakarta	302.763	309.150	309.937	310.950
Jawa Timur	335.423	337.748	341.186	342.444
Banten	559.075	587.029	587.029	587.029
Bali	346.511	346.511	346.511	346.511
Nusa Tenggara Barat	-	-	-	-
Nusa Tenggara Timur	264.597	264.597	264.597	264.597
Kalimantan Barat	791.319	791.319	791.319	791.319
Kalimantan Tengah	-	-	-	-
Kalimantan Selatan	530.594	516.631	516.631	516.631
Kalimantan Timur	950.000	950.000	950.000	950.000
Sulawesi Utara	-	-	-	-
Sulawesi Tengah	366.166	366.166	366.166	366.166
Sulawesi Selatan	452.452	456.761	462.470	462.470
Sulawesi Tenggara	741.471	741.471	741.471	741.471
Gorontalo	-	-	-	-
Sulawesi Barat	-	-	-	-
Maluku	1.342.161	1.342.161	1.342.161	1.342.161
Maluku Utara	948.684	952.495	958.817	958.817
Papua Barat	-	-	-	-
Papua	-	-	-	-
Nasional/National	643.984	646.605	647.861	649.643

SUBSEKTOR HORTIKULTURA KELOMPOK BUAH-BUAHAN

Lanjutan Tabel/Continued Table 2.2.9

Provinsi Province	Mei May	Juni June	Juli July	Agustus August
(1)	(6)	(7)	(8)	(9)
Aceh	902.978	910.344	913.886	913.886
Sumatera Utara	682.954	698.231	732.016	754.199
Sumatera Barat	669.441	669.441	669.441	669.441
Riau	-	-	-	-
Jambi	764.133	764.133	764.133	764.133
Sumatera Selatan	684.561	684.561	684.561	684.561
Bengkulu	-	-	-	-
Lampung	498.703	505.265	512.524	519.784
Kepulauan Bangka Belitung	900.000	900.000	900.000	900.000
Kepulauan Riau	921.130	926.878	935.703	941.647
Jawa Barat	686.350	686.350	698.514	727.230
Jawa Tengah	284.182	284.182	284.182	284.182
D.I. Yogyakarta	311.738	311.814	318.921	328.192
Jawa Timur	345.920	346.255	371.686	399.628
Banten	587.029	587.029	587.029	587.029
Bali	346.511	346.511	346.511	374.232
Nusa Tenggara Barat	-	-	-	-
Nusa Tenggara Timur	264.597	264.597	264.597	264.597
Kalimantan Barat	791.319	791.319	791.319	791.319
Kalimantan Tengah	-	-	-	-
Kalimantan Selatan	516.631	516.631	544.557	544.557
Kalimantan Timur	950.000	950.000	950.000	950.000
Sulawesi Utara	-	-	-	-
Sulawesi Tengah	366.166	366.166	368.810	368.810
Sulawesi Selatan	462.470	462.470	462.470	462.470
Sulawesi Tenggara	741.471	758.714	758.714	758.714
Gorontalo	-	-	-	-
Sulawesi Barat	-	-	-	-
Maluku	1.342.161	1.342.161	1.342.161	1.342.161
Maluku Utara	958.817	958.817	958.817	958.817
Papua Barat	-	-	-	-
Papua	-	-	-	-
Nasional/National	651.272	653.560	659.154	664.765

Lanjutan Tabel/Continued Table 2.2.9

Provinsi Province	September September	Oktober October	November November	Desember December	Rata-rata Average
(1)	(10)	(11)	(12)	(13)	(14)
Aceh	920.970	928.055	880.235	874.084	883.370
Sumatera Utara	691.349	721.850	665.234	686.708	697.030
Sumatera Barat	669.441	648.521	669.901	669.901	667.774
Riau	-	-	-	-	-
Jambi	764.133	764.133	725.926	725.926	757.765
Sumatera Selatan	684.561	684.561	684.561	684.561	684.561
Bengkulu	-	-	-	-	-
Lampung	519.784	519.784	532.844	532.844	511.010
Kepulauan Bangka Belitung	900.000	900.000	900.000	900.000	900.000
Kepulauan Riau	931.479	931.479	915.263	918.570	924.114
Jawa Barat	727.230	727.230	727.230	674.546	698.479
Jawa Tengah	286.409	286.409	274.550	274.752	282.305
D.I. Yogyakarta	326.528	323.984	323.442	316.396	316.151
Jawa Timur	388.387	376.287	389.351	383.342	363.138
Banten	587.029	587.029	587.029	587.029	584.700
Bali	399.181	399.181	399.181	399.181	366.378
Nusa Tenggara Barat	-	-	-	-	-
Nusa Tenggara Timur	264.597	264.597	264.597	264.597	264.597
Kalimantan Barat	791.319	791.319	791.319	791.319	791.319
Kalimantan Tengah	-	-	-	-	-
Kalimantan Selatan	544.557	544.557	544.557	544.557	531.758
Kalimantan Timur	950.000	950.000	950.000	950.000	950.000
Sulawesi Utara	-	-	-	-	-
Sulawesi Tengah	368.810	387.250	387.250	387.250	372.098
Sulawesi Selatan	462.470	462.470	462.470	482.980	462.869
Sulawesi Tenggara	758.714	758.714	758.714	758.714	751.530
Gorontalo	-	-	-	-	-
Sulawesi Barat	-	-	-	-	-
Maluku	1.342.161	1.342.161	1.342.161	1.342.161	1.342.161
Maluku Utara	958.817	958.817	958.817	958.817	957.446
Papua Barat	-	-	-	-	-
Papua	-	-	-	-	-
Nasional/National	662.519	663.408	658.027	656.880	654.807

SUBSEKTOR HORTIKULTURA KELOMPOK BUAH-BUAHAN

Tabel 2.2.10 Harga Produsen Melon Menurut Provinsi (Rp/100 Kg), 2013
Table 2.2.10 Producer Price of Melon by Province (Rp/100 Kg), 2013

Provinsi Province	Januari January	Februari February	Maret March	April April
(1)	(2)	(3)	(4)	(5)
Aceh	342.857	342.857	342.857	342.857
Sumatera Utara	-	-	-	-
Sumatera Barat	-	-	-	-
Riau	-	-	-	-
Jambi	-	-	-	-
Sumatera Selatan	625.000	625.000	625.000	625.000
Bengkulu	-	-	-	-
Lampung	944.445	944.445	944.445	944.445
Kepulauan Bangka Belitung	-	-	-	-
Kepulauan Riau	-	-	-	-
Jawa Barat	702.444	702.444	684.883	747.145
Jawa Tengah	491.066	487.325	491.066	489.309
D.I. Yogyakarta	218.245	231.083	231.083	231.083
Jawa Timur	353.618	365.007	366.522	364.913
Banten	218.000	218.000	218.000	218.000
Bali	494.563	494.563	494.563	494.563
Nusa Tenggara Barat	-	-	-	-
Nusa Tenggara Timur	-	-	-	-
Kalimantan Barat	-	-	-	-
Kalimantan Tengah	-	-	-	-
Kalimantan Selatan	-	-	-	-
Kalimantan Timur	624.445	624.445	624.445	624.445
Sulawesi Utara	-	-	-	-
Sulawesi Tengah	-	-	-	-
Sulawesi Selatan	457.626	457.626	457.626	457.626
Sulawesi Tenggara	-	-	-	-
Gorontalo	-	-	-	-
Sulawesi Barat	-	-	-	-
Maluku	-	-	-	-
Maluku Utara	-	-	-	-
Papua Barat	-	-	-	-
Papua	-	-	-	-
Nasional/National	497.483	499.345	498.226	503.581

Lanjutan Tabel/Continued Table 2.2.10

Provinsi Province	Mei May	Juni June	Juli July	Agustus August
(1)	(6)	(7)	(8)	(9)
Aceh	342.857	342.857	342.857	400.000
Sumatera Utara	-	-	-	-
Sumatera Barat	-	-	-	-
Riau	-	-	-	-
Jambi	-	-	-	-
Sumatera Selatan	625.000	625.000	625.000	625.000
Bengkulu	-	-	-	-
Lampung	944.445	944.445	944.445	944.445
Kepulauan Bangka Belitung	-	-	-	-
Kepulauan Riau	-	-	-	-
Jawa Barat	747.145	747.145	747.145	747.145
Jawa Tengah	444.746	460.378	469.604	492.225
D.I. Yogyakarta	231.083	231.083	236.035	249.148
Jawa Timur	371.000	357.898	370.287	392.862
Banten	218.000	218.000	218.497	218.796
Bali	494.563	494.563	494.563	494.563
Nusa Tenggara Barat	-	-	-	-
Nusa Tenggara Timur	-	-	-	-
Kalimantan Barat	-	-	-	-
Kalimantan Tengah	-	-	-	-
Kalimantan Selatan	-	-	-	-
Kalimantan Timur	681.213	681.213	695.405	695.405
Sulawesi Utara	-	-	-	-
Sulawesi Tengah	-	-	-	-
Sulawesi Selatan	457.626	457.626	457.626	486.774
Sulawesi Tenggara	-	-	-	-
Gorontalo	-	-	-	-
Sulawesi Barat	-	-	-	-
Maluku	-	-	-	-
Maluku Utara	-	-	-	-
Papua Barat	-	-	-	-
Papua	-	-	-	-
Nasional/National	505.243	505.473	509.224	522.397

SUBSEKTOR HORTIKULTURA KELOMPOK BUAH-BUAHAN

Lanjutan Tabel/Continued Table 2.2.10

Provinsi Province	September September	Oktober October	November November	Desember December	Rata-rata Average
<i>(1)</i>	<i>(10)</i>	<i>(11)</i>	<i>(12)</i>	<i>(13)</i>	<i>(14)</i>
Aceh	400.000	400.000	400.000	400.000	366.667
Sumatera Utara	-	-	-	-	-
Sumatera Barat	-	-	-	-	-
Riau	-	-	-	-	-
Jambi	-	-	-	-	-
Sumatera Selatan	625.000	625.000	625.000	625.000	625.000
Bengkulu	-	-	-	-	-
Lampung	944.445	944.445	944.445	944.445	944.445
Kepulauan Bangka Belitung	-	-	-	-	-
Kepulauan Riau	-	-	-	-	-
Jawa Barat	747.145	747.145	747.145	747.145	734.506
Jawa Tengah	492.225	508.001	550.453	588.937	497.111
D.I. Yogyakarta	249.148	249.148	249.148	249.148	237.953
Jawa Timur	390.009	379.966	393.548	427.403	377.753
Banten	221.779	221.779	226.752	226.752	220.196
Bali	494.563	494.563	494.563	494.563	494.563
Nusa Tenggara Barat	-	-	-	-	-
Nusa Tenggara Timur	-	-	-	-	-
Kalimantan Barat	-	-	-	-	-
Kalimantan Tengah	-	-	-	-	-
Kalimantan Selatan	-	-	-	-	-
Kalimantan Timur	695.405	695.405	695.405	695.405	669.387
Sulawesi Utara	-	-	-	-	-
Sulawesi Tengah	-	-	-	-	-
Sulawesi Selatan	515.922	508.235	508.235	508.235	477.565
Sulawesi Tenggara	-	-	-	-	-
Gorontalo	-	-	-	-	-
Sulawesi Barat	-	-	-	-	-
Maluku	-	-	-	-	-
Maluku Utara	-	-	-	-	-
Papua Barat	-	-	-	-	-
Papua	-	-	-	-	-
Nasional/National	525.058	524.881	530.427	537.003	513.195

Tabel 2.2.11 **Harga Produsen Nanas Menurut Provinsi (Rp/10 Buah), 2013**
Table 2.2.11 **Producer Price of Pineapple by Province (Rp/10 Piece), 2013**

Provinsi Province	Januari January	Februari February	Maret March	April April
(1)	(2)	(3)	(4)	(5)
Aceh	45.398	45.952	45.398	45.122
Sumatera Utara	23.652	24.393	24.828	24.207
Sumatera Barat	30.514	30.514	30.514	30.514
Riau	52.819	54.041	54.041	54.041
Jambi	19.040	19.040	19.254	19.147
Sumatera Selatan	24.446	24.747	24.747	24.747
Bengkulu	39.000	39.000	39.000	39.000
Lampung	28.560	28.416	28.416	28.416
Kepulauan Bangka Belitung	34.263	34.263	35.079	35.079
Kepulauan Riau	49.781	49.781	49.781	49.781
Jawa Barat	11.324	11.492	11.550	11.813
Jawa Tengah	17.682	17.682	17.682	17.682
D.I. Yogyakarta	29.368	29.368	29.438	29.455
Jawa Timur	15.677	15.846	15.812	15.871
Banten	19.442	19.442	19.442	19.442
Bali	19.543	19.543	19.543	19.543
Nusa Tenggara Barat	31.425	31.425	31.425	31.425
Nusa Tenggara Timur	21.411	21.411	21.411	21.636
Kalimantan Barat	28.744	28.634	28.634	28.977
Kalimantan Tengah	36.987	36.390	36.875	35.723
Kalimantan Selatan	32.868	32.868	33.685	33.685
Kalimantan Timur	69.540	75.501	75.501	75.501
Sulawesi Utara	34.264	34.264	34.264	33.776
Sulawesi Tengah	49.070	47.870	51.358	51.358
Sulawesi Selatan	63.428	61.537	60.151	61.708
Sulawesi Tenggara	69.155	69.155	69.155	67.095
Gorontalo	25.500	25.500	42.500	42.500
Sulawesi Barat	39.945	39.945	39.945	39.945
Maluku	31.732	31.732	31.732	33.715
Maluku Utara	36.854	37.486	37.233	37.233
Papua Barat	50.036	51.600	51.600	51.600
Papua	61.336	61.336	62.398	62.398
Nasional/National	35.713	35.943	36.637	36.629

SUBSEKTOR HORTIKULTURA KELOMPOK BUAH-BUAHAN

Lanjutan Tabel/Continued Table 2.2.11

Provinsi Province	Mei May	Juni June	Juli July	Agustus August
<i>(1)</i>	<i>(6)</i>	<i>(7)</i>	<i>(8)</i>	<i>(9)</i>
Aceh	44.845	44.845	47.059	48.167
Sumatera Utara	25.283	24.341	24.621	24.621
Sumatera Barat	30.514	30.514	31.166	32.098
Riau	54.041	54.041	54.041	52.050
Jambi	19.147	18.948	19.353	18.777
Sumatera Selatan	24.747	24.747	25.049	24.735
Bengkulu	39.000	39.000	39.000	39.000
Lampung	28.416	28.416	29.212	29.874
Kepulauan Bangka Belitung	35.079	35.079	35.079	35.079
Kepulauan Riau	49.781	49.781	51.625	51.625
Jawa Barat	11.813	12.359	12.515	13.105
Jawa Tengah	17.932	17.932	18.598	19.310
D.I. Yogyakarta	29.872	30.213	30.213	30.725
Jawa Timur	15.796	15.821	16.037	16.079
Banten	19.442	19.442	19.442	19.442
Bali	19.543	19.543	19.543	19.543
Nusa Tenggara Barat	31.425	31.425	31.425	31.425
Nusa Tenggara Timur	21.636	21.636	23.458	23.458
Kalimantan Barat	29.233	29.233	29.965	29.708
Kalimantan Tengah	36.039	36.965	39.019	39.019
Kalimantan Selatan	33.889	33.889	34.502	34.502
Kalimantan Timur	73.177	73.177	75.268	74.523
Sulawesi Utara	33.776	33.776	34.508	34.167
Sulawesi Tengah	51.358	51.358	53.090	55.503
Sulawesi Selatan	62.006	62.006	62.917	69.414
Sulawesi Tenggara	67.095	67.095	69.357	72.510
Gorontalo	42.500	42.500	42.500	42.500
Sulawesi Barat	39.945	39.945	40.420	40.420
Maluku	30.343	30.343	30.619	30.619
Maluku Utara	38.267	38.267	38.267	41.370
Papua Barat	51.600	53.163	53.163	53.163
Papua	62.398	62.398	62.398	62.398
Nasional/National	36.561	36.631	37.295	37.779

Lanjutan Tabel/Continued Table 2.2.11

Provinsi Province	September September	Oktober October	November November	Desember December	Rata-rata Average
<i>(1)</i>	<i>(10)</i>	<i>(11)</i>	<i>(12)</i>	<i>(13)</i>	<i>(14)</i>
Aceh	49.156	49.156	48.428	48.565	46.841
Sumatera Utara	24.901	23.143	22.317	23.038	24.112
Sumatera Barat	32.284	32.471	32.471	32.932	31.376
Riau	51.331	51.331	50.668	50.668	52.760
Jambi	19.476	19.701	19.701	20.056	19.303
Sumatera Selatan	24.735	24.426	24.426	24.426	24.665
Bengkulu	39.000	39.000	39.000	39.000	39.000
Lampung	29.058	29.058	29.058	29.058	28.830
Kepulauan Bangka Belitung	35.079	35.484	35.484	35.484	35.044
Kepulauan Riau	51.625	51.625	51.625	52.557	50.781
Jawa Barat	13.259	13.259	13.118	13.237	12.404
Jawa Tengah	19.087	19.087	19.335	20.424	18.536
D.I. Yogyakarta	30.806	30.806	31.205	32.455	30.327
Jawa Timur	16.121	16.187	16.154	16.249	15.971
Banten	19.442	19.442	19.442	19.442	19.442
Bali	19.543	19.543	19.543	19.658	19.553
Nusa Tenggara Barat	31.425	31.425	31.425	31.425	31.425
Nusa Tenggara Timur	23.458	23.458	24.775	24.775	22.710
Kalimantan Barat	30.483	31.774	31.345	29.543	29.690
Kalimantan Tengah	39.652	38.144	37.525	36.264	37.383
Kalimantan Selatan	34.502	35.199	35.199	35.199	34.166
Kalimantan Timur	75.268	75.641	75.641	76.342	74.590
Sulawesi Utara	32.699	32.699	32.699	34.600	33.791
Sulawesi Tengah	51.438	49.100	47.282	49.592	50.698
Sulawesi Selatan	71.510	69.551	69.008	69.580	65.235
Sulawesi Tenggara	72.510	72.510	72.510	72.510	70.054
Gorontalo	42.500	42.500	42.500	42.500	39.667
Sulawesi Barat	40.420	40.420	40.420	40.420	40.182
Maluku	34.859	34.859	38.054	38.054	33.055
Maluku Utara	41.370	45.439	45.439	45.439	40.222
Papua Barat	53.163	53.163	53.163	53.163	52.381
Papua	62.398	62.398	62.398	60.304	62.046
Nasional/National	37.892	37.875	37.855	38.030	37.070

SUBSEKTOR HORTIKULTURA KELOMPOK BUAH-BUAHAN

Tabel 2.2.12 Harga Produsen Nangka Menurut Provinsi (Rp/100 Kg), 2013
Table 2.2.12 Producer Price of Jackfruits by Province (Rp/100 Kg), 2013

Provinsi Province	Januari January	Februari February	Maret March	April April
(1)	(2)	(3)	(4)	(5)
Aceh	488.309	489.091	489.091	489.091
Sumatera Utara	434.799	434.799	434.799	434.799
Sumatera Barat	300.000	300.000	300.000	300.000
Riau	454.430	454.430	454.430	461.247
Jambi	433.167	433.167	433.167	433.167
Sumatera Selatan	277.875	277.875	277.875	277.875
Bengkulu	234.500	234.500	234.500	234.500
Lampung	275.209	273.092	260.088	260.088
Kepulauan Bangka Belitung	366.667	366.667	366.667	366.667
Kepulauan Riau	402.322	385.202	385.202	385.202
Jawa Barat	541.749	560.185	552.368	587.777
Jawa Tengah	331.805	331.109	330.228	335.644
D.I. Yogyakarta	364.921	364.921	369.599	369.599
Jawa Timur	306.010	308.608	308.685	311.396
Banten	252.729	252.729	252.729	252.729
Bali	519.447	506.184	517.689	534.479
Nusa Tenggara Barat	737.126	737.126	737.126	737.126
Nusa Tenggara Timur	300.000	300.000	300.000	300.000
Kalimantan Barat	378.746	378.746	378.746	378.746
Kalimantan Tengah	324.091	324.091	324.091	324.091
Kalimantan Selatan	342.765	334.886	334.886	341.264
Kalimantan Timur	528.888	528.888	528.888	528.888
Sulawesi Utara	297.069	297.069	297.069	297.069
Sulawesi Tengah	261.584	261.584	261.584	261.584
Sulawesi Selatan	388.661	385.975	390.236	390.236
Sulawesi Tenggara	191.958	191.958	191.958	187.692
Gorontalo	275.000	275.000	275.000	275.000
Sulawesi Barat	343.750	343.750	343.750	343.750
Maluku	662.273	662.273	662.273	662.273
Maluku Utara	235.908	235.908	233.549	223.817
Papua Barat	-	-	-	-
Papua	616.550	616.550	616.550	639.605
Nasional/National	382.849	382.141	382.027	384.690

Lanjutan Tabel/Continued Table 2.2.12

Provinsi Province	Mei May	Juni June	Juli July	Agustus August
(1)	(6)	(7)	(8)	(9)
Aceh	505.956	501.398	501.398	488.757
Sumatera Utara	420.305	426.103	426.103	433.088
Sumatera Barat	300.000	300.000	300.000	300.000
Riau	456.680	456.680	468.698	481.032
Jambi	415.119	419.169	427.901	427.901
Sumatera Selatan	277.875	277.875	277.875	277.875
Bengkulu	234.500	234.500	234.500	234.500
Lampung	260.088	260.088	273.092	273.092
Kepulauan Bangka Belitung	366.667	366.667	366.667	366.667
Kepulauan Riau	385.202	385.202	388.283	388.283
Jawa Barat	591.652	595.623	602.391	665.469
Jawa Tengah	337.012	328.148	332.553	337.981
D.I. Yogyakarta	371.938	374.435	374.435	374.435
Jawa Timur	313.279	310.062	319.780	319.886
Banten	253.650	253.650	254.479	254.479
Bali	545.850	559.847	599.836	599.836
Nusa Tenggara Barat	737.126	737.126	737.126	737.126
Nusa Tenggara Timur	300.000	300.000	300.000	300.000
Kalimantan Barat	378.746	378.746	378.746	390.052
Kalimantan Tengah	324.091	324.091	324.091	324.091
Kalimantan Selatan	341.264	341.264	347.643	347.643
Kalimantan Timur	528.888	528.888	546.756	535.123
Sulawesi Utara	297.069	297.069	297.069	319.074
Sulawesi Tengah	273.807	275.477	287.720	299.964
Sulawesi Selatan	390.131	396.989	412.961	404.008
Sulawesi Tenggara	187.692	187.692	199.150	244.240
Gorontalo	275.000	275.000	275.000	275.000
Sulawesi Barat	343.750	369.531	360.293	405.330
Maluku	662.273	662.273	662.273	662.273
Maluku Utara	223.817	223.817	226.250	226.250
Papua Barat	-	-	-	-
Papua	639.605	639.605	639.605	639.605
Nasional/National	385.130	386.678	391.699	397.841

SUBSEKTOR HORTIKULTURA KELOMPOK BUAH-BUAHAN

Lanjutan Tabel/Continued Table 2.2.12

Provinsi Province	September September	Oktober October	November November	Desember December	Rata-rata Average
<i>(1)</i>	<i>(10)</i>	<i>(11)</i>	<i>(12)</i>	<i>(13)</i>	<i>(14)</i>
Aceh	488.757	492.971	492.971	492.971	493.397
Sumatera Utara	433.088	433.088	433.088	433.088	431.429
Sumatera Barat	300.000	300.000	300.000	300.000	300.000
Riau	481.032	481.032	481.032	481.032	467.646
Jambi	427.901	441.273	423.622	453.239	430.733
Sumatera Selatan	277.875	277.875	277.875	277.875	277.875
Bengkulu	234.500	234.500	234.500	234.500	234.500
Lampung	273.092	289.293	289.293	268.574	271.257
Kepulauan Bangka Belitung	366.667	366.667	366.667	366.667	366.667
Kepulauan Riau	388.283	388.283	388.283	388.283	388.169
Jawa Barat	665.469	686.396	662.679	680.650	616.034
Jawa Tengah	335.124	335.851	335.851	319.840	332.596
D.I. Yogyakarta	374.435	374.435	374.435	374.435	371.835
Jawa Timur	312.641	315.250	334.228	334.641	316.206
Banten	252.658	255.390	255.390	255.390	253.834
Bali	554.565	518.405	523.589	544.555	543.690
Nusa Tenggara Barat	737.126	737.126	737.126	737.126	737.126
Nusa Tenggara Timur	300.000	300.000	300.000	300.000	300.000
Kalimantan Barat	396.777	405.183	405.183	396.054	387.040
Kalimantan Tengah	324.091	324.091	324.091	324.091	324.091
Kalimantan Selatan	347.643	347.643	361.676	361.676	345.855
Kalimantan Timur	535.123	535.123	535.123	535.123	532.975
Sulawesi Utara	319.074	319.074	319.074	319.074	306.238
Sulawesi Tengah	299.964	317.104	318.348	328.624	287.279
Sulawesi Selatan	402.218	393.220	400.190	400.228	396.254
Sulawesi Tenggara	244.240	244.240	244.240	238.625	212.807
Gorontalo	275.000	275.000	275.000	275.000	275.000
Sulawesi Barat	405.330	405.330	405.330	405.330	372.935
Maluku	662.273	662.273	662.273	662.273	662.273
Maluku Utara	226.250	213.444	213.444	213.444	224.658
Papua Barat	-	-	-	-	-
Papua	639.605	639.605	639.605	639.605	633.841
Nasional/National	396.155	397.070	397.232	398.129	390.137

Tabel 2.2.13 **Harga Produsen Papaya Menurut Provinsi (Rp/100 Kg), 2013**
Table 2.2.13 **Producer Price of Papaya by Province (Rp/100 Kg), 2013**

Provinsi <i>Province</i>	Januari <i>January</i>	Februari <i>February</i>	Maret <i>March</i>	April <i>April</i>
(1)	(2)	(3)	(4)	(5)
Aceh	240.967	233.664	230.520	234.647
Sumatera Utara	372.229	353.888	359.375	355.947
Sumatera Barat	285.025	284.584	276.044	276.044
Riau	541.498	541.498	541.498	541.498
Jambi	309.220	313.701	313.701	313.701
Sumatera Selatan	384.621	386.302	386.302	386.302
Bengkulu	221.006	221.006	221.006	246.507
Lampung	223.159	223.159	221.902	220.645
Kepulauan Bangka Belitung	268.817	268.817	268.817	268.817
Kepulauan Riau	345.286	345.286	345.286	345.286
Jawa Barat	242.201	245.492	248.440	248.890
Jawa Tengah	202.024	205.898	207.500	209.518
D.I. Yogyakarta	200.492	197.108	195.923	194.752
Jawa Timur	184.523	185.884	186.859	186.573
Banten	191.857	204.721	209.429	200.917
Bali	349.966	342.224	347.450	356.034
Nusa Tenggara Barat	313.596	313.596	314.169	314.169
Nusa Tenggara Timur	556.981	556.981	551.823	551.823
Kalimantan Barat	362.181	365.803	365.803	365.803
Kalimantan Tengah	406.145	406.145	406.145	406.145
Kalimantan Selatan	221.495	221.495	221.495	221.495
Kalimantan Timur	337.781	337.781	354.670	359.737
Sulawesi Utara	217.416	217.416	217.416	217.416
Sulawesi Tengah	346.102	341.531	341.531	353.452
Sulawesi Selatan	395.388	395.388	392.219	395.859
Sulawesi Tenggara	145.476	145.476	145.476	145.476
Gorontalo	613.828	616.616	815.192	755.991
Sulawesi Barat	333.407	333.407	333.407	333.407
Maluku	439.843	439.843	449.166	472.635
Maluku Utara	385.593	385.593	384.320	369.130
Papua Barat	309.156	309.156	309.156	309.156
Papua	324.551	324.551	332.873	332.873
Nasional/National	320.995	320.750	327.966	327.833

SUBSEKTOR HORTIKULTURA KELOMPOK BUAH-BUAHAN

Lanjutan Tabel/Continued Table 2.2.13

Provinsi Province	Mei May	Juni June	Juli July	Agustus August
<i>(1)</i>	<i>(6)</i>	<i>(7)</i>	<i>(8)</i>	<i>(9)</i>
Aceh	236.612	230.182	241.946	251.750
Sumatera Utara	347.873	334.807	346.299	345.100
Sumatera Barat	276.044	284.285	285.316	285.316
Riau	541.498	561.804	581.011	581.011
Jambi	308.722	308.722	313.400	322.755
Sumatera Selatan	386.302	386.302	389.621	405.156
Bengkulu	246.507	246.507	246.507	246.507
Lampung	242.018	242.018	244.566	219.799
Kepulauan Bangka Belitung	268.817	268.817	268.817	268.817
Kepulauan Riau	345.286	345.286	346.477	346.477
Jawa Barat	250.712	252.366	254.749	261.463
Jawa Tengah	206.285	211.392	215.202	211.654
D.I. Yogyakarta	201.040	201.040	206.463	211.020
Jawa Timur	186.525	186.792	193.920	194.063
Banten	204.074	201.127	207.633	212.915
Bali	375.307	362.968	390.640	410.776
Nusa Tenggara Barat	311.307	301.221	321.974	321.974
Nusa Tenggara Timur	576.168	576.168	588.972	588.972
Kalimantan Barat	369.536	373.688	397.043	397.043
Kalimantan Tengah	406.145	406.145	406.145	406.145
Kalimantan Selatan	223.176	222.840	225.192	232.341
Kalimantan Timur	359.737	362.504	373.521	365.221
Sulawesi Utara	217.416	221.632	226.271	230.195
Sulawesi Tengah	353.452	347.269	360.770	366.329
Sulawesi Selatan	394.875	397.079	409.528	395.236
Sulawesi Tenggara	145.476	139.485	142.562	142.562
Gorontalo	755.991	772.008	772.008	739.296
Sulawesi Barat	333.407	357.222	360.982	360.982
Maluku	560.405	530.585	556.848	564.051
Maluku Utara	365.332	365.332	369.130	361.535
Papua Barat	309.156	309.156	309.156	309.156
Papua	332.873	332.873	332.873	332.873
Nasional/National	332.440	332.488	340.173	340.265

Lanjutan Tabel/Continued Table 2.2.13

Provinsi Province	September September	Oktober October	November November	Desember December	Rata-rata Average
(1)	(10)	(11)	(12)	(13)	(14)
Aceh	253.777	253.777	253.777	253.777	242.950
Sumatera Utara	342.300	339.434	323.206	319.936	345.033
Sumatera Barat	276.581	276.917	274.021	269.517	279.141
Riau	564.983	564.983	564.983	564.983	557.604
Jambi	333.758	336.692	368.589	373.795	326.396
Sumatera Selatan	421.298	408.374	401.108	401.108	395.233
Bengkulu	246.507	255.007	255.007	255.007	242.256
Lampung	225.991	225.991	225.991	213.273	227.376
Kepulauan Bangka Belitung	268.817	268.817	268.817	268.817	268.817
Kepulauan Riau	346.477	346.477	334.147	334.147	343.827
Jawa Barat	255.590	253.083	252.432	252.787	251.517
Jawa Tengah	215.094	215.787	211.008	211.519	210.240
D.I. Yogyakarta	208.741	211.782	208.706	198.581	202.971
Jawa Timur	199.766	201.840	197.226	196.237	191.684
Banten	213.638	212.471	211.859	208.642	206.607
Bali	414.803	401.592	405.608	387.119	378.707
Nusa Tenggara Barat	344.042	355.925	333.291	355.267	325.044
Nusa Tenggara Timur	588.972	588.972	588.972	588.972	575.315
Kalimantan Barat	397.043	400.082	400.082	377.627	380.978
Kalimantan Tengah	406.145	406.145	406.145	375.718	403.609
Kalimantan Selatan	232.341	232.341	245.340	245.340	228.741
Kalimantan Timur	371.031	375.181	375.181	375.181	362.294
Sulawesi Utara	263.886	268.390	268.390	268.390	236.186
Sulawesi Tengah	344.127	344.127	351.037	351.037	350.064
Sulawesi Selatan	381.782	394.188	401.020	398.297	395.905
Sulawesi Tenggara	143.354	143.354	144.146	144.146	143.916
Gorontalo	767.608	769.785	769.785	774.815	743.577
Sulawesi Barat	360.982	360.982	360.982	360.982	349.179
Maluku	575.973	583.734	565.629	555.582	524.525
Maluku Utara	361.535	357.526	359.226	378.943	370.266
Papua Barat	309.156	309.156	309.156	309.156	309.156
Papua	332.873	332.873	332.873	332.873	331.486
Nasional/National	342.780	343.618	342.742	340.674	334.394

SUBSEKTOR HORTIKULTURA KELOMPOK BUAH-BUAHAN

Tabel 2.2.14 Harga Produsen Pisang Menurut Provinsi (Rp/10 Sisir), 2013
Table 2.2.14 Producer Price of Bananas by Province (Rp/10 Comb), 2013

Provinsi Province	Januari January	Februari February	Maret March	April April
(1)	(2)	(3)	(4)	(5)
Aceh	64.458	64.648	64.926	66.316
Sumatera Utara	40.436	40.545	40.812	40.725
Sumatera Barat	47.815	47.861	48.289	48.289
Riau	106.517	104.315	105.218	105.218
Jambi	86.646	87.925	88.780	88.210
Sumatera Selatan	73.406	73.009	72.242	73.031
Bengkulu	40.976	39.569	40.361	40.624
Lampung	57.956	58.188	58.188	59.139
Kepulauan Bangka Belitung	43.055	43.055	43.055	43.055
Kepulauan Riau	26.999	26.999	25.411	25.411
Jawa Barat	48.080	48.562	48.785	49.100
Jawa Tengah	88.460	89.443	89.989	89.667
D.I. Yogyakarta	89.781	89.601	89.229	88.556
Jawa Timur	74.259	75.607	77.687	77.082
Banten	44.913	45.178	45.828	45.991
Bali	75.727	76.402	78.277	74.962
Nusa Tenggara Barat	86.630	89.364	89.812	89.812
Nusa Tenggara Timur	63.244	66.267	66.267	66.461
Kalimantan Barat	43.553	43.553	43.553	43.553
Kalimantan Tengah	45.396	45.867	45.867	47.577
Kalimantan Selatan	54.067	54.547	54.653	55.192
Kalimantan Timur	51.424	52.103	52.103	52.103
Sulawesi Utara	40.251	40.573	40.573	41.861
Sulawesi Tengah	39.494	38.768	38.300	38.569
Sulawesi Selatan	50.520	50.693	50.792	51.247
Sulawesi Tenggara	31.121	31.121	31.249	31.406
Gorontalo	26.977	27.108	26.292	25.789
Sulawesi Barat	41.852	43.140	43.140	43.897
Maluku	108.451	110.139	105.536	107.946
Maluku Utara	26.059	26.106	26.106	26.106
Papua Barat	50.048	50.048	50.048	51.291
Papua	78.980	78.980	81.070	81.070
Nasional/National	57.736	58.103	58.201	58.414

Lanjutan Tabel/Continued Table 2.2.14

Provinsi Province	Mei May	Juni June	Juli July	Agustus August
(1)	(6)	(7)	(8)	(9)
Aceh	66.779	66.972	67.899	68.362
Sumatera Utara	40.181	40.947	42.040	42.674
Sumatera Barat	48.482	48.814	49.676	49.987
Riau	105.218	105.218	106.105	104.170
Jambi	88.092	88.723	91.934	93.621
Sumatera Selatan	75.473	75.473	75.084	74.156
Bengkulu	40.624	40.624	42.735	43.526
Lampung	60.867	61.946	63.396	65.519
Kepulauan Bangka Belitung	43.055	43.055	43.055	43.055
Kepulauan Riau	25.411	26.046	26.782	27.040
Jawa Barat	50.110	50.192	52.217	52.971
Jawa Tengah	89.444	91.442	94.218	100.054
D.I. Yogyakarta	91.279	91.238	92.297	94.431
Jawa Timur	76.589	77.617	81.744	83.776
Banten	46.430	46.355	47.909	48.975
Bali	70.981	71.315	73.648	71.592
Nusa Tenggara Barat	87.625	89.337	96.132	97.368
Nusa Tenggara Timur	66.461	66.461	67.516	67.784
Kalimantan Barat	43.553	43.553	43.843	44.305
Kalimantan Tengah	43.019	44.044	44.044	43.923
Kalimantan Selatan	55.298	56.021	56.836	58.365
Kalimantan Timur	52.103	52.103	52.594	52.816
Sulawesi Utara	41.861	41.861	43.471	43.632
Sulawesi Tengah	39.899	40.982	43.277	44.189
Sulawesi Selatan	51.302	51.173	51.112	52.354
Sulawesi Tenggara	31.406	32.294	33.885	33.885
Gorontalo	25.789	26.506	28.352	28.352
Sulawesi Barat	43.897	43.897	44.445	47.336
Maluku	108.781	111.425	118.144	123.456
Maluku Utara	26.106	26.178	26.645	27.843
Papua Barat	51.291	49.472	49.472	50.981
Papua	81.070	81.070	81.070	81.070
Nasional/National	58.390	58.824	60.362	61.299

SUBSEKTOR HORTIKULTURA KELOMPOK BUAH-BUAHAN

Lanjutan Tabel/Continued Table 2.2.14

Provinsi Province	September September	Oktober October	November November	Desember December	Rata-rata Average
<i>(1)</i>	<i>(10)</i>	<i>(11)</i>	<i>(12)</i>	<i>(13)</i>	<i>(14)</i>
Aceh	68.362	68.362	67.777	66.848	66.809
Sumatera Utara	43.825	43.486	44.489	45.095	42.105
Sumatera Barat	50.448	50.379	50.654	50.384	49.257
Riau	107.172	106.572	106.572	106.572	105.739
Jambi	96.538	96.955	95.330	93.595	91.362
Sumatera Selatan	75.913	79.600	83.232	81.638	76.021
Bengkulu	42.471	42.471	40.282	40.338	41.217
Lampung	65.070	65.687	64.335	64.170	62.039
Kepulauan Bangka Belitung	43.055	44.626	44.626	44.626	43.448
Kepulauan Riau	27.949	27.949	28.647	26.969	26.801
Jawa Barat	53.541	54.187	53.955	54.388	51.341
Jawa Tengah	99.301	100.680	99.587	99.052	94.278
D.I. Yogyakarta	96.003	97.951	95.101	96.215	92.640
Jawa Timur	82.676	83.939	84.039	84.132	79.929
Banten	48.607	48.851	48.943	47.798	47.148
Bali	69.429	70.651	71.363	70.394	72.895
Nusa Tenggara Barat	97.226	97.373	97.373	96.820	92.906
Nusa Tenggara Timur	68.846	67.696	67.696	67.696	66.866
Kalimantan Barat	45.096	45.256	45.572	45.753	44.262
Kalimantan Tengah	44.226	45.612	45.920	45.489	45.082
Kalimantan Selatan	57.761	58.456	58.556	59.138	56.574
Kalimantan Timur	53.482	55.479	55.479	57.469	53.271
Sulawesi Utara	45.564	45.564	46.156	46.156	43.127
Sulawesi Tengah	44.580	42.746	43.770	44.691	41.605
Sulawesi Selatan	50.316	51.083	50.734	50.417	50.978
Sulawesi Tenggara	29.707	30.093	30.885	30.885	31.495
Gorontalo	28.352	28.352	28.231	28.569	27.389
Sulawesi Barat	47.336	47.336	45.891	45.891	44.838
Maluku	124.449	126.220	127.265	128.968	116.732
Maluku Utara	27.259	26.670	26.548	25.916	26.462
Papua Barat	50.981	50.981	50.981	50.981	50.548
Papua	78.685	78.685	77.502	78.041	79.774
Nasional/National	61.382	61.873	61.797	61.722	59.842

Tabel 2.2.15 **Harga Produsen Rambutan Menurut Provinsi (Rp/100 Kg), 2013**
Table 2.2.15 **Producer Price of Rambutans by Province (Rp/100 Kg), 2013**

Provinsi Province	Januari January	Februari February	Maret March	April April
(1)	(2)	(3)	(4)	(5)
Aceh	746.831	759.819	772.807	772.807
Sumatera Utara	914.404	914.404	914.404	914.404
Sumatera Barat	247.014	247.014	247.014	247.014
Riau	426.955	426.955	426.955	426.955
Jambi	271.429	268.714	282.150	282.150
Sumatera Selatan	229.862	224.714	217.629	217.629
Bengkulu	313.500	329.175	318.797	318.797
Lampung	423.065	419.219	425.669	425.669
Kepulauan Bangka Belitung	-	-	-	-
Kepulauan Riau	-	-	-	-
Jawa Barat	366.650	345.045	346.932	365.192
Jawa Tengah	269.155	267.409	268.612	269.793
D.I. Yogyakarta	348.594	334.116	344.732	344.732
Jawa Timur	303.849	307.885	285.102	284.851
Banten	208.470	206.497	196.281	196.281
Bali	453.700	425.614	414.973	414.973
Nusa Tenggara Barat	706.886	706.886	643.771	643.771
Nusa Tenggara Timur	584.230	559.263	559.263	559.263
Kalimantan Barat	212.740	212.740	215.978	215.978
Kalimantan Tengah	364.456	337.122	355.851	355.851
Kalimantan Selatan	591.687	536.964	500.144	500.144
Kalimantan Timur	366.500	366.500	366.500	366.500
Sulawesi Utara	200.000	200.000	200.000	200.000
Sulawesi Tengah	497.494	485.584	485.584	485.584
Sulawesi Selatan	426.617	458.614	447.967	434.792
Sulawesi Tenggara	636.917	636.917	630.038	615.885
Gorontalo	-	-	-	-
Sulawesi Barat	-	-	-	-
Maluku	757.576	757.576	757.576	757.576
Maluku Utara	981.689	1.055.316	1.055.316	976.167
Papua Barat	1.000.000	1.000.000	1.000.000	1.008.723
Papua	1.140.000	1.140.000	1.106.471	1.106.471
Nasional/National	499.652	497.502	492.376	489.570

SUBSEKTOR HORTIKULTURA KELOMPOK BUAH-BUAHAN

Lanjutan Tabel/Continued Table 2.2.15

Provinsi Province	Mei May	Juni June	Juli July	Agustus August
(1)	(6)	(7)	(8)	(9)
Aceh	772.807	772.807	772.807	772.807
Sumatera Utara	914.404	914.404	979.718	979.718
Sumatera Barat	247.014	247.014	247.014	273.480
Riau	426.955	426.955	426.955	472.700
Jambi	282.150	282.150	282.150	282.150
Sumatera Selatan	217.629	217.629	217.629	217.629
Bengkulu	318.797	318.797	318.797	352.954
Lampung	425.669	425.669	425.669	425.669
Kepulauan Bangka Belitung	-	-	-	-
Kepulauan Riau	-	-	-	-
Jawa Barat	365.192	368.772	368.772	368.772
Jawa Tengah	277.585	277.585	277.585	277.585
D.I. Yogyakarta	344.732	344.732	344.732	344.732
Jawa Timur	286.272	287.865	291.914	291.914
Banten	196.281	196.281	196.281	196.281
Bali	478.815	478.815	478.815	478.815
Nusa Tenggara Barat	693.292	693.292	696.593	696.593
Nusa Tenggara Timur	559.263	559.263	564.589	564.589
Kalimantan Barat	215.978	215.978	215.978	215.978
Kalimantan Tengah	355.851	355.851	355.851	355.851
Kalimantan Selatan	500.144	500.144	500.144	500.144
Kalimantan Timur	366.500	366.500	366.500	366.500
Sulawesi Utara	200.000	200.000	200.000	197.143
Sulawesi Tengah	485.584	485.584	471.577	471.577
Sulawesi Selatan	434.792	434.792	434.792	434.792
Sulawesi Tenggara	641.547	641.547	641.547	641.547
Gorontalo	-	-	-	-
Sulawesi Barat	-	-	-	-
Maluku	719.697	719.697	719.697	719.697
Maluku Utara	976.167	976.167	976.167	976.167
Papua Barat	1.008.723	1.008.723	1.008.723	1.008.723
Papua	1.106.471	1.106.471	1.106.471	1.106.471
Nasional/National	493.511	493.696	495.981	499.678

Lanjutan Tabel/Continued Table 2.2.15

Provinsi Province	September September	Oktober October	November November	Desember December	Rata-rata Average
(1)	(10)	(11)	(12)	(13)	(14)
Aceh	743.917	828.591	821.126	821.126	779.855
Sumatera Utara	857.253	857.253	856.288	856.288	906.078
Sumatera Barat	273.480	273.480	273.480	273.480	258.041
Riau	429.727	446.579	446.579	390.123	431.199
Jambi	282.150	282.150	282.150	282.150	280.137
Sumatera Selatan	217.629	217.629	217.629	217.629	219.239
Bengkulu	352.954	352.954	352.954	388.250	336.394
Lampung	434.537	434.537	434.537	434.537	427.871
Kepulauan Bangka Belitung	-	-	-	-	-
Kepulauan Riau	-	-	-	-	-
Jawa Barat	368.772	368.772	368.772	368.772	364.201
Jawa Tengah	277.585	277.585	283.221	283.221	275.577
D.I. Yogyakarta	344.732	344.732	344.732	344.732	344.169
Jawa Timur	291.017	289.337	289.337	289.337	291.556
Banten	196.281	196.281	196.281	196.281	198.148
Bali	478.815	478.815	478.815	478.815	461.649
Nusa Tenggara Barat	696.593	696.593	696.593	696.593	688.955
Nusa Tenggara Timur	564.589	564.589	564.589	564.589	564.007
Kalimantan Barat	215.978	195.980	195.980	195.980	210.438
Kalimantan Tengah	355.851	355.851	318.393	326.256	349.420
Kalimantan Selatan	500.144	500.144	500.144	500.144	510.841
Kalimantan Timur	366.500	366.500	366.500	366.500	366.500
Sulawesi Utara	197.143	197.143	197.143	197.143	198.810
Sulawesi Tengah	471.577	471.577	471.577	471.577	479.573
Sulawesi Selatan	434.792	434.792	434.792	434.792	437.194
Sulawesi Tenggara	641.547	641.547	641.547	641.547	637.677
Gorontalo	-	-	-	-	-
Sulawesi Barat	-	-	-	-	-
Maluku	719.697	719.697	719.697	719.697	732.323
Maluku Utara	976.167	976.167	976.167	976.167	989.819
Papua Barat	1.008.723	1.008.723	1.008.723	1.008.723	1.006.542
Papua	1.106.471	1.106.471	1.106.471	1.106.471	1.112.059
Nasional/National	493.022	495.874	494.436	493.961	494.938

SUBSEKTOR HORTIKULTURA KELOMPOK BUAH-BUAHAN

Tabel 2.2.16 Harga Produsen Salak Menurut Provinsi (Rp/100 Kg), 2013
Table *Producer Price of Salacca by Province (Rp/100 Kg), 2013*

Provinsi <i>Province</i>	Januari <i>January</i>	Februari <i>February</i>	Maret <i>March</i>	April <i>April</i>
(1)	(2)	(3)	(4)	(5)
Aceh	807.791	821.184	813.094	805.003
Sumatera Utara	472.216	477.706	482.329	484.339
Sumatera Barat	786.804	791.094	791.094	791.094
Riau	963.153	1.013.187	1.013.187	1.013.187
Jambi	-	-	-	-
Sumatera Selatan	776.786	733.631	711.731	711.731
Bengkulu	1.141.125	1.141.125	1.107.062	1.072.998
Lampung	434.292	445.485	445.485	445.485
Kepulauan Bangka Belitung	550.000	550.000	550.000	550.000
Kepulauan Riau	685.714	685.714	685.714	685.714
Jawa Barat	377.975	378.247	384.372	406.034
Jawa Tengah	456.647	460.904	458.213	468.647
D.I. Yogyakarta	363.116	371.239	387.739	405.008
Jawa Timur	510.844	521.332	525.352	532.600
Banten	390.095	390.095	358.380	358.380
Bali	810.788	810.788	813.629	843.605
Nusa Tenggara Barat	-	-	-	-
Nusa Tenggara Timur	297.066	297.066	297.066	297.066
Kalimantan Barat	473.435	486.231	499.027	510.543
Kalimantan Tengah	410.383	410.383	410.383	410.383
Kalimantan Selatan	720.371	720.371	720.371	720.371
Kalimantan Timur	578.298	546.327	555.912	562.817
Sulawesi Utara	435.344	435.344	435.344	435.344
Sulawesi Tengah	-	-	-	-
Sulawesi Selatan	551.307	524.139	511.918	511.918
Sulawesi Tenggara	426.949	366.738	371.721	371.721
Gorontalo	-	-	-	-
Sulawesi Barat	482.143	482.143	482.143	482.143
Maluku	-	-	-	-
Maluku Utara	229.105	229.105	227.952	219.561
Papua Barat	667.048	667.048	667.048	667.048
Papua	-	-	-	-
Nasional/National	569.184	567.563	565.626	567.798

Lanjutan Tabel/Continued Table 2.2.16

Provinsi Province	Mei May	Juni June	Juli July	Agustus August
(1)	(6)	(7)	(8)	(9)
Aceh	861.637	877.818	877.818	877.818
Sumatera Utara	513.693	510.916	528.924	507.231
Sumatera Barat	791.094	791.094	807.908	807.908
Riau	1.040.945	1.000.909	1.000.909	1.000.909
Jambi	-	-	-	-
Sumatera Selatan	711.731	711.731	711.731	711.731
Bengkulu	1.107.062	1.124.093	1.132.609	1.141.125
Lampung	445.485	451.248	451.248	455.095
Kepulauan Bangka Belitung	550.000	550.000	550.000	550.000
Kepulauan Riau	685.714	685.714	685.714	685.714
Jawa Barat	406.034	409.164	404.838	404.838
Jawa Tengah	475.548	488.814	514.443	549.512
D.I. Yogyakarta	414.427	411.549	431.771	474.773
Jawa Timur	543.435	546.495	562.293	574.086
Banten	358.380	358.380	339.272	333.371
Bali	885.094	885.094	868.207	810.327
Nusa Tenggara Barat	-	-	-	-
Nusa Tenggara Timur	297.066	297.066	300.331	300.331
Kalimantan Barat	505.488	505.488	518.125	543.399
Kalimantan Tengah	410.383	410.383	410.383	410.383
Kalimantan Selatan	720.371	720.371	720.371	748.078
Kalimantan Timur	562.817	562.817	562.817	555.912
Sulawesi Utara	435.344	435.344	435.344	455.132
Sulawesi Tengah	-	-	-	-
Sulawesi Selatan	533.549	520.883	511.691	494.046
Sulawesi Tenggara	371.721	371.721	371.721	371.721
Gorontalo	-	-	-	-
Sulawesi Barat	482.143	482.143	482.143	482.143
Maluku	-	-	-	-
Maluku Utara	219.561	219.561	219.561	231.845
Papua Barat	689.659	678.354	678.354	678.354
Papua	-	-	-	-
Nasional/National	577.630	577.198	579.943	582.915

SUBSEKTOR HORTIKULTURA KELOMPOK BUAH-BUAHAN

Lanjutan Tabel/Continued Table 2.2.16

Provinsi Province	September September	Oktober October	November November	Desember December	Rata-rata Average
<i>(1)</i>	<i>(10)</i>	<i>(11)</i>	<i>(12)</i>	<i>(13)</i>	<i>(14)</i>
Aceh	829.275	886.139	886.139	886.139	852.488
Sumatera Utara	487.043	477.954	518.922	512.404	497.806
Sumatera Barat	765.873	773.874	781.147	781.147	788.344
Riau	1.000.909	1.000.909	1.000.909	1.000.909	1.004.168
Jambi	-	-	-	-	-
Sumatera Selatan	711.731	711.731	711.731	711.731	718.978
Bengkulu	1.141.125	1.141.125	1.141.125	1.141.125	1.127.642
Lampung	440.331	479.824	479.824	479.824	454.469
Kepulauan Bangka Belitung	550.000	550.000	550.000	550.000	550.000
Kepulauan Riau	685.714	747.216	747.216	747.216	701.090
Jawa Barat	409.729	410.991	406.214	407.620	400.505
Jawa Tengah	558.274	556.316	540.858	513.332	503.459
D.I. Yogyakarta	496.160	486.709	478.002	431.732	429.352
Jawa Timur	570.401	592.248	580.857	569.298	552.437
Banten	337.399	337.399	337.399	337.399	352.996
Bali	824.797	839.990	880.635	863.637	844.716
Nusa Tenggara Barat	-	-	-	-	-
Nusa Tenggara Timur	300.331	300.331	300.331	300.331	298.698
Kalimantan Barat	543.399	556.036	556.036	566.732	521.995
Kalimantan Tengah	410.383	410.383	410.383	410.383	410.383
Kalimantan Selatan	748.078	748.078	775.784	775.784	736.533
Kalimantan Timur	542.100	540.719	531.444	538.348	553.361
Sulawesi Utara	435.344	435.344	435.344	435.344	436.993
Sulawesi Tengah	-	-	-	-	-
Sulawesi Selatan	520.186	555.475	517.572	492.945	520.469
Sulawesi Tenggara	433.305	433.305	433.305	426.037	395.831
Gorontalo	-	-	-	-	-
Sulawesi Barat	482.143	482.143	482.143	482.143	482.143
Maluku	-	-	-	-	-
Maluku Utara	222.134	225.241	226.580	228.679	224.907
Papua Barat	678.354	687.521	705.854	705.854	680.874
Papua	-	-	-	-	-
Nasional/National	581.712	591.039	592.914	588.311	578.486

Tabel 2.2.17 **Harga Produsen Sawo Menurut Provinsi (Rp/100 Kg), 2013**
Table **Producer Price of Sapodilla/StarApple by Province (Rp/100 Kg), 2013**

Provinsi Province	Januari January	Februari February	Maret March	April April
(1)	(2)	(3)	(4)	(5)
Aceh	623.612	623.612	628.427	626.020
Sumatera Utara	407.652	409.017	413.265	395.959
Sumatera Barat	446.934	440.428	440.750	440.750
Riau	495.367	495.367	495.367	495.367
Jambi	482.726	494.794	494.794	494.794
Sumatera Selatan	306.948	306.948	306.948	306.948
Bengkulu	-	-	-	-
Lampung	234.270	234.270	234.270	234.270
Kepulauan Bangka Belitung	567.778	567.778	567.778	567.778
Kepulauan Riau	428.468	428.468	428.468	428.468
Jawa Barat	542.206	549.433	549.748	546.621
Jawa Tengah	447.819	454.232	457.676	457.676
D.I. Yogyakarta	332.377	319.187	309.407	299.906
Jawa Timur	442.138	461.988	447.721	458.483
Banten	1.036.682	1.036.682	1.036.682	1.036.682
Bali	495.761	484.364	484.364	501.662
Nusa Tenggara Barat	543.802	543.802	543.802	543.802
Nusa Tenggara Timur	-	-	-	-
Kalimantan Barat	568.547	568.547	569.900	569.900
Kalimantan Tengah	700.000	700.000	700.556	706.621
Kalimantan Selatan	341.919	341.919	341.919	350.800
Kalimantan Timur	304.385	304.385	304.385	304.385
Sulawesi Utara	-	-	-	-
Sulawesi Tengah	-	-	-	-
Sulawesi Selatan	-	-	-	-
Sulawesi Tenggara	-	-	-	-
Gorontalo	-	-	-	-
Sulawesi Barat	-	-	-	-
Maluku	-	-	-	-
Maluku Utara	-	-	-	-
Papua Barat	-	-	-	-
Papua	-	-	-	-
Nasional/National	487.470	488.261	487.811	488.345

SUBSEKTOR HORTIKULTURA KELOMPOK BUAH-BUAHAN

Lanjutan Tabel/Continued Table 2.2.17

Provinsi Province	Mei May	Juni June	Juli July	Agustus August
(1)	(6)	(7)	(8)	(9)
Aceh	642.874	652.880	648.062	648.062
Sumatera Utara	395.045	380.680	380.680	364.949
Sumatera Barat	454.366	454.366	455.719	449.635
Riau	495.367	516.905	516.905	498.108
Jambi	494.794	494.794	513.465	513.465
Sumatera Selatan	306.948	306.948	306.948	306.948
Bengkulu	-	-	-	-
Lampung	234.270	234.270	245.056	257.869
Kepulauan Bangka Belitung	585.318	585.318	585.318	585.318
Kepulauan Riau	428.468	428.468	428.468	428.468
Jawa Barat	572.838	591.640	632.322	647.969
Jawa Tengah	476.616	476.616	476.616	481.782
D.I. Yogyakarta	312.087	308.027	309.041	309.041
Jawa Timur	495.234	479.921	477.759	469.622
Banten	1.036.682	1.036.682	1.036.682	1.036.682
Bali	493.590	493.590	490.209	512.747
Nusa Tenggara Barat	543.802	543.802	572.934	572.934
Nusa Tenggara Timur	-	-	-	-
Kalimantan Barat	569.900	596.614	605.519	605.519
Kalimantan Tengah	706.621	723.439	741.223	752.204
Kalimantan Selatan	350.800	359.403	380.545	397.458
Kalimantan Timur	304.385	304.385	304.385	304.385
Sulawesi Utara	-	-	-	-
Sulawesi Tengah	-	-	-	-
Sulawesi Selatan	-	-	-	-
Sulawesi Tenggara	-	-	-	-
Gorontalo	-	-	-	-
Sulawesi Barat	-	-	-	-
Maluku	-	-	-	-
Maluku Utara	-	-	-	-
Papua Barat	-	-	-	-
Papua	-	-	-	-
Nasional/National	495.000	498.437	505.393	507.158

Lanjutan Tabel/Continued Table 2.2.17

Provinsi Province	September September	Oktober October	November November	Desember December	Rata-rata Average
(1)	(10)	(11)	(12)	(13)	(14)
Aceh	645.652	650.471	645.652	679.729	642.921
Sumatera Utara	364.949	364.949	355.511	356.957	382.468
Sumatera Barat	437.709	442.820	454.792	432.719	445.916
Riau	498.108	489.052	498.456	498.456	499.402
Jambi	513.465	513.465	513.465	513.465	503.124
Sumatera Selatan	306.948	306.948	306.948	306.948	306.948
Bengkulu	-	-	-	-	-
Lampung	257.869	256.329	256.329	254.972	244.503
Kepulauan Bangka Belitung	612.416	612.416	612.416	612.416	588.504
Kepulauan Riau	428.468	428.468	428.468	428.468	428.468
Jawa Barat	636.928	645.512	653.194	640.631	600.753
Jawa Tengah	488.670	488.670	488.670	486.734	473.481
D.I. Yogyakarta	301.432	306.048	310.340	325.298	311.849
Jawa Timur	492.941	480.223	480.223	476.627	471.907
Banten	1.036.682	1.036.682	1.036.682	1.036.682	1.036.682
Bali	529.467	529.467	540.614	513.234	505.756
Nusa Tenggara Barat	572.934	572.934	572.934	572.934	558.368
Nusa Tenggara Timur	-	-	-	-	-
Kalimantan Barat	605.519	632.233	641.138	645.907	598.270
Kalimantan Tengah	752.204	763.266	780.383	782.317	734.070
Kalimantan Selatan	397.458	397.458	418.599	418.599	374.740
Kalimantan Timur	304.385	304.385	304.385	304.385	304.385
Sulawesi Utara	-	-	-	-	-
Sulawesi Tengah	-	-	-	-	-
Sulawesi Selatan	-	-	-	-	-
Sulawesi Tenggara	-	-	-	-	-
Gorontalo	-	-	-	-	-
Sulawesi Barat	-	-	-	-	-
Maluku	-	-	-	-	-
Maluku Utara	-	-	-	-	-
Papua Barat	-	-	-	-	-
Papua	-	-	-	-	-
Nasional/National	509.210	511.090	514.960	514.374	500.626

SUBSEKTOR HORTIKULTURA KELOMPOK BUAH-BUAHAN

Tabel 2.2.18 Harga Produsen Semangka Menurut Provinsi (Rp/100 Kg), 2013
Table 2.2.18 Producer Price of Watermelon by Province (Rp/100 Kg), 2013

Provinsi Province	Januari January	Februari February	Maret March	April April
(1)	(2)	(3)	(4)	(5)
Aceh	303.813	302.848	300.563	306.048
Sumatera Utara	183.575	185.067	186.972	186.972
Sumatera Barat	287.808	287.808	287.808	287.808
Riau	309.804	318.984	318.984	318.984
Jambi	254.316	254.316	254.316	261.189
Sumatera Selatan	361.236	364.404	380.294	392.346
Bengkulu	552.842	552.842	552.842	552.842
Lampung	303.202	316.885	343.019	323.418
Kepulauan Bangka Belitung	470.960	470.960	470.960	470.960
Kepulauan Riau	614.440	628.095	628.095	628.095
Jawa Barat	255.717	257.439	264.327	255.181
Jawa Tengah	299.455	301.741	305.166	300.957
D.I. Yogyakarta	356.250	356.250	356.250	356.250
Jawa Timur	227.463	230.254	230.181	231.384
Banten	149.327	150.333	145.139	145.898
Bali	246.663	246.663	246.663	246.663
Nusa Tenggara Barat	-	-	-	-
Nusa Tenggara Timur	771.197	826.282	826.282	826.282
Kalimantan Barat	183.040	191.175	191.175	186.077
Kalimantan Tengah	395.480	395.480	395.480	395.480
Kalimantan Selatan	396.633	396.633	400.023	400.023
Kalimantan Timur	342.764	342.764	331.648	339.059
Sulawesi Utara	367.386	367.386	367.386	367.386
Sulawesi Tengah	401.749	401.749	401.749	401.749
Sulawesi Selatan	598.005	598.005	598.005	598.005
Sulawesi Tenggara	352.576	352.576	352.576	352.576
Gorontalo	-	-	-	-
Sulawesi Barat	-	-	-	-
Maluku	300.000	300.000	300.000	300.000
Maluku Utara	1.142.356	1.142.356	1.142.356	1.142.356
Papua Barat	627.748	658.621	658.621	697.825
Papua	676.427	676.427	687.701	687.701
Nasional/National	404.560	409.460	411.192	412.397

Lanjutan Tabel/Continued Table 2.2.18

Provinsi Province	Mei May	Juni June	Juli July	Agustus August
(1)	(6)	(7)	(8)	(9)
Aceh	305.134	316.915	312.339	312.339
Sumatera Utara	193.713	192.009	197.509	215.850
Sumatera Barat	290.287	290.287	288.021	288.021
Riau	318.984	318.984	335.626	330.579
Jambi	261.189	261.189	254.130	247.071
Sumatera Selatan	395.588	386.056	388.300	407.614
Bengkulu	552.842	525.200	539.021	492.029
Lampung	362.621	349.897	361.369	361.369
Kepulauan Bangka Belitung	470.960	462.734	507.015	507.015
Kepulauan Riau	628.095	675.202	699.467	699.467
Jawa Barat	255.181	255.181	255.181	255.181
Jawa Tengah	304.362	304.362	316.705	320.144
D.I. Yogyakarta	356.250	356.250	356.250	356.250
Jawa Timur	235.483	233.481	244.609	255.872
Banten	145.898	145.898	159.161	159.161
Bali	242.020	238.579	251.616	251.616
Nusa Tenggara Barat	-	-	-	-
Nusa Tenggara Timur	826.282	810.080	810.080	791.241
Kalimantan Barat	186.077	186.077	186.077	188.347
Kalimantan Tengah	395.480	395.480	395.480	395.480
Kalimantan Selatan	400.023	405.362	411.900	402.093
Kalimantan Timur	335.962	335.962	340.917	337.913
Sulawesi Utara	367.386	367.386	367.386	367.386
Sulawesi Tengah	401.749	401.749	435.690	482.610
Sulawesi Selatan	598.005	627.905	680.952	754.286
Sulawesi Tenggara	352.576	352.576	381.182	381.182
Gorontalo	-	-	-	-
Sulawesi Barat	-	-	-	-
Maluku	300.000	300.000	300.000	300.000
Maluku Utara	1.142.356	1.142.356	1.149.972	1.149.972
Papua Barat	668.130	668.130	668.130	623.588
Papua	634.114	634.114	634.114	634.114
Nasional/National	411.267	411.703	421.662	423.027

SUBSEKTOR HORTIKULTURA KELOMPOK BUAH-BUAHAN

Lanjutan Tabel/Continued Table 2.2.18

Provinsi Province	September September	Oktober October	November November	Desember December	Rata-rata Average
<i>(1)</i>	<i>(10)</i>	<i>(11)</i>	<i>(12)</i>	<i>(13)</i>	<i>(14)</i>
Aceh	309.848	305.203	302.862	305.621	306.961
Sumatera Utara	212.678	204.727	204.081	204.654	197.317
Sumatera Barat	295.331	295.331	302.641	302.641	291.983
Riau	320.329	320.329	325.373	313.598	320.880
Jambi	247.071	247.071	242.028	242.028	252.159
Sumatera Selatan	401.456	402.945	405.930	385.715	389.324
Bengkulu	464.387	445.038	465.769	458.910	512.880
Lampung	335.246	331.763	335.283	345.034	339.092
Kepulauan Bangka Belitung	507.015	461.487	461.487	453.486	476.253
Kepulauan Riau	699.467	729.231	672.037	672.037	664.477
Jawa Barat	255.181	255.181	255.181	255.181	256.176
Jawa Tengah	322.997	321.825	326.520	325.102	312.445
D.I. Yogyakarta	356.250	356.250	356.250	356.250	356.250
Jawa Timur	256.018	252.178	251.090	255.093	241.925
Banten	159.161	159.161	159.161	159.161	153.122
Bali	251.616	228.711	228.711	235.450	242.914
Nusa Tenggara Barat	-	-	-	-	-
Nusa Tenggara Timur	791.241	791.241	857.178	919.201	820.549
Kalimantan Barat	188.347	193.578	193.578	193.578	188.927
Kalimantan Tengah	395.480	395.480	368.100	368.100	390.916
Kalimantan Selatan	402.093	405.689	426.522	421.965	405.746
Kalimantan Timur	340.917	340.917	349.658	391.028	344.126
Sulawesi Utara	367.386	367.386	367.386	367.386	367.386
Sulawesi Tengah	482.610	451.330	451.330	451.330	430.449
Sulawesi Selatan	754.286	705.397	705.397	705.397	660.304
Sulawesi Tenggara	389.380	389.380	389.380	405.969	370.994
Gorontalo	-	-	-	-	-
Sulawesi Barat	-	-	-	-	-
Maluku	300.000	300.000	300.000	300.000	300.000
Maluku Utara	1.149.972	1.195.666	1.172.819	1.172.819	1.153.780
Papua Barat	615.161	615.161	609.262	541.689	637.672
Papua	634.114	634.114	634.114	643.240	650.858
Nasional/National	420.863	417.302	417.901	419.023	415.030

Tabel 2.2.19 **Harga Produsen Sirsak Menurut Provinsi (Rp/100 Kg), 2013**
Table **Producer Price of Soursop by Province (Rp/100 Kg), 2013**

Provinsi Province	Januari January	Februari February	Maret March	April April
(1)	(2)	(3)	(4)	(5)
Aceh	190.000	190.000	190.000	190.000
Sumatera Utara	307.544	307.544	307.544	307.544
Sumatera Barat	-	-	-	-
Riau	301.042	301.042	301.042	301.042
Jambi	267.857	267.857	267.857	267.857
Sumatera Selatan	120.000	120.000	120.000	120.000
Bengkulu	-	-	-	-
Lampung	287.993	287.993	287.993	287.993
Kepulauan Bangka Belitung	500.000	500.000	500.000	500.000
Kepulauan Riau	-	-	-	-
Jawa Barat	299.338	310.289	315.217	365.366
Jawa Tengah	336.750	342.096	342.096	338.268
D.I. Yogyakarta	279.546	267.273	271.654	273.407
Jawa Timur	314.875	319.035	313.679	315.135
Banten	200.219	200.219	200.219	200.721
Bali	250.000	250.000	250.000	250.000
Nusa Tenggara Barat	-	-	-	-
Nusa Tenggara Timur	-	-	-	-
Kalimantan Barat	483.908	483.908	483.908	483.908
Kalimantan Tengah	-	-	-	-
Kalimantan Selatan	657.685	657.685	687.580	701.531
Kalimantan Timur	339.298	339.298	339.298	339.298
Sulawesi Utara	210.000	210.000	210.000	210.000
Sulawesi Tengah	-	-	-	-
Sulawesi Selatan	-	-	-	-
Sulawesi Tenggara	200.000	200.000	200.000	200.000
Gorontalo	-	-	-	-
Sulawesi Barat	-	-	-	-
Maluku	406.731	406.731	433.846	433.846
Maluku Utara	400.000	400.000	400.000	400.000
Papua Barat	-	-	-	-
Papua	-	-	-	-
Nasional/National	317.639	318.049	321.097	324.296

SUBSEKTOR HORTIKULTURA KELOMPOK BUAH-BUAHAN

Lanjutan Tabel/Continued Table 2.2.19

Provinsi Province	Mei May	Juni June	Juli July	Agustus August
(1)	(6)	(7)	(8)	(9)
Aceh	190.000	190.000	190.000	190.000
Sumatera Utara	322.922	347.525	347.525	347.525
Sumatera Barat	-	-	-	-
Riau	301.042	301.042	301.042	301.042
Jambi	267.857	267.857	267.857	267.857
Sumatera Selatan	120.000	120.000	120.000	124.000
Bengkulu	-	-	-	-
Lampung	287.993	287.993	311.993	311.993
Kepulauan Bangka Belitung	500.000	500.000	500.000	500.000
Kepulauan Riau	-	-	-	-
Jawa Barat	365.366	365.366	378.185	416.645
Jawa Tengah	338.268	339.887	355.748	352.532
D.I. Yogyakarta	273.407	273.407	268.720	268.720
Jawa Timur	317.854	315.792	318.560	311.658
Banten	198.212	198.212	203.230	203.230
Bali	250.000	250.000	250.000	250.000
Nusa Tenggara Barat	-	-	-	-
Nusa Tenggara Timur	-	-	-	-
Kalimantan Barat	483.908	483.908	483.908	483.908
Kalimantan Tengah	-	-	-	-
Kalimantan Selatan	701.531	711.496	716.677	725.069
Kalimantan Timur	339.298	339.298	339.298	339.298
Sulawesi Utara	210.000	210.000	210.000	210.000
Sulawesi Tengah	-	-	-	-
Sulawesi Selatan	-	-	-	-
Sulawesi Tenggara	200.000	200.000	200.000	200.000
Gorontalo	-	-	-	-
Sulawesi Barat	-	-	-	-
Maluku	433.846	401.308	401.308	401.308
Maluku Utara	400.000	400.000	400.000	400.000
Papua Barat	-	-	-	-
Papua	-	-	-	-
Nasional/National	325.075	325.154	328.203	330.239

Lanjutan Tabel/Continued Table 2.2.19

Provinsi Province	September September	Oktober October	November November	Desember December	Rata-rata Average
<i>(1)</i>	<i>(10)</i>	<i>(11)</i>	<i>(12)</i>	<i>(13)</i>	<i>(14)</i>
Aceh	190.000	190.000	190.000	194.428	190.369
Sumatera Utara	347.525	347.525	344.450	344.450	331.635
Sumatera Barat	-	-	-	-	-
Riau	301.042	301.042	301.042	301.042	301.042
Jambi	267.857	267.857	267.857	267.857	267.857
Sumatera Selatan	124.000	124.000	124.000	124.000	121.667
Bengkulu	-	-	-	-	-
Lampung	311.993	311.993	287.993	307.878	297.650
Kepulauan Bangka Belitung	500.000	500.000	500.000	500.000	500.000
Kepulauan Riau	-	-	-	-	-
Jawa Barat	419.790	442.060	442.060	438.977	379.888
Jawa Tengah	352.532	351.408	357.030	344.351	345.914
D.I. Yogyakarta	276.532	286.269	278.404	284.031	275.114
Jawa Timur	311.150	311.658	323.193	327.226	316.651
Banten	203.230	207.797	207.797	207.797	202.573
Bali	250.000	250.000	250.000	250.000	250.000
Nusa Tenggara Barat	-	-	-	-	-
Nusa Tenggara Timur	-	-	-	-	-
Kalimantan Barat	483.908	584.722	584.722	584.722	509.111
Kalimantan Tengah	-	-	-	-	-
Kalimantan Selatan	725.069	714.998	723.390	723.390	703.842
Kalimantan Timur	365.397	378.447	378.447	360.819	349.791
Sulawesi Utara	210.000	210.000	210.000	210.000	210.000
Sulawesi Tengah	-	-	-	-	-
Sulawesi Selatan	-	-	-	-	-
Sulawesi Tenggara	200.000	200.000	200.000	200.000	200.000
Gorontalo	-	-	-	-	-
Sulawesi Barat	-	-	-	-	-
Maluku	401.308	401.308	401.308	401.308	410.346
Maluku Utara	400.000	400.000	400.000	400.000	400.000
Papua Barat	-	-	-	-	-
Papua	-	-	-	-	-
Nasional/National	332.067	339.054	338.585	338.614	328.173

SUBSEKTOR
TANAMAN PERKEBUNAN RAKYAT
SMALLHOLDERS ESTATE CROPS
SUBSECTOR

Tabel 3,1 Harga Produsen Kelapa Belum Dikupas Menurut Provinsi (Rp/100 Butir), 2013
Table 3,1 *Producer Price of Unpeeled Coconut by Province (Rp/100 Grain), 2013*

Provinsi Province	Januari January	Februari February	Maret March	April April
(1)	(2)	(3)	(4)	(5)
Aceh	156.303	154.568	152.210	156.539
Sumatera Utara	207.233	203.157	205.048	208.252
Sumatera Barat	159.916	159.916	161.875	168.826
Riau	278.416	278.416	278.416	278.416
Jambi	177.491	174.533	176.116	180.073
Sumatera Selatan	213.075	220.381	214.155	227.134
Bengkulu	151.928	153.714	163.281	154.989
Lampung	187.969	187.297	190.780	194.707
Kepulauan Bangka Belitung	239.239	241.506	242.784	242.784
Kepulauan Riau	159.348	159.348	159.348	161.043
Jawa Barat	184.869	183.885	184.594	185.309
Jawa Tengah	194.644	196.524	201.453	207.290
D.I. Yogyakarta	145.517	147.922	148.629	153.340
Jawa Timur	225.914	227.473	231.157	233.823
Banten	130.541	129.725	131.166	131.357
Bali	209.445	209.445	229.080	244.352
Nusa Tenggara Barat	148.046	144.150	147.408	149.851
Nusa Tenggara Timur	202.798	204.631	204.631	204.631
Kalimantan Barat	119.326	119.517	119.517	120.471
Kalimantan Tengah	247.731	250.587	250.372	250.372
Kalimantan Selatan	413.379	414.280	405.273	405.634
Kalimantan Timur	308.292	300.481	289.434	289.434
Sulawesi Utara	104.762	104.762	103.778	101.452
Sulawesi Tengah	144.206	144.206	144.206	141.337
Sulawesi Selatan	139.461	139.713	145.484	142.469
Sulawesi Tenggara	127.971	127.223	127.876	128.528
Gorontalo	137.647	137.647	137.647	139.545
Sulawesi Barat	165.549	164.349	164.349	163.685
Maluku	104.104	104.104	104.104	104.104
Maluku Utara	110.647	110.888	110.888	110.888
Papua Barat	275.301	275.301	275.301	276.418
Papua	221.935	221.935	221.935	221.935
Nasional/National	187.281	187.237	188.197	189.968

SUBSEKTOR TANAMAN PERKEBUNAN

Lanjutan Tabel/Continued Table 3.1

Provinsi Province	Mei May	Juni June	Juli July	Agustus August
(1)	(6)	(7)	(8)	(9)
Aceh	155.673	158.142	158.721	162.657
Sumatera Utara	215.306	217.901	219.524	231.422
Sumatera Barat	173.203	169.289	171.206	194.203
Riau	278.416	278.416	283.513	286.698
Jambi	182.646	185.392	188.857	193.259
Sumatera Selatan	227.134	227.134	232.958	238.388
Bengkulu	160.667	165.208	170.886	172.021
Lampung	200.340	204.422	205.070	206.432
Kepulauan Bangka Belitung	244.842	239.555	243.197	240.623
Kepulauan Riau	161.043	162.426	165.089	170.414
Jawa Barat	186.326	185.322	188.372	195.281
Jawa Tengah	210.380	212.809	218.787	234.036
D.I. Yogyakarta	156.351	159.811	164.044	170.064
Jawa Timur	234.758	240.490	245.805	254.582
Banten	135.708	135.834	136.506	132.690
Bali	239.465	246.026	255.310	259.952
Nusa Tenggara Barat	149.851	149.851	153.272	153.272
Nusa Tenggara Timur	204.631	204.631	216.848	216.848
Kalimantan Barat	120.471	121.235	124.512	124.512
Kalimantan Tengah	252.514	251.586	246.946	257.940
Kalimantan Selatan	401.653	398.397	395.140	370.534
Kalimantan Timur	289.434	293.873	311.630	320.383
Sulawesi Utara	100.521	100.521	100.521	100.521
Sulawesi Tengah	141.337	141.337	143.221	132.288
Sulawesi Selatan	142.709	142.709	144.815	159.227
Sulawesi Tenggara	128.528	128.528	132.127	117.817
Gorontalo	140.495	140.495	138.596	138.596
Sulawesi Barat	164.797	162.573	171.274	171.274
Maluku	104.104	104.104	104.104	104.104
Maluku Utara	110.888	110.888	110.682	111.134
Papua Barat	276.418	276.418	279.210	307.131
Papua	221.935	221.935	225.970	234.040
Nasional/National	191.017	191.789	195.210	198.823

Lanjutan Tabel/Continued Table 3.1

Provinsi Province	September September	Oktober October	November November	Desember December	Rata-rata Average
(1)	(10)	(11)	(12)	(13)	(14)
Aceh	161.566	162.150	172.083	171.097	160.142
Sumatera Utara	227.765	232.806	234.486	237.929	220.069
Sumatera Barat	193.585	197.296	198.552	192.921	178.399
Riau	282.876	282.876	282.876	282.876	281.018
Jambi	196.920	197.444	194.896	200.340	187.330
Sumatera Selatan	238.388	231.502	254.652	240.601	230.459
Bengkulu	173.898	178.636	189.255	187.159	168.470
Lampung	206.988	210.415	209.693	209.014	201.094
Kepulauan Bangka Belitung	240.623	242.101	248.734	240.197	242.182
Kepulauan Riau	171.821	172.343	172.343	182.284	166.404
Jawa Barat	188.964	193.177	192.996	193.294	188.532
Jawa Tengah	230.027	236.445	225.394	228.154	216.329
D.I. Yogyakarta	168.774	178.096	178.096	190.097	163.395
Jawa Timur	254.002	261.442	258.706	265.394	244.462
Banten	133.282	135.203	137.062	137.817	133.908
Bali	263.388	272.167	304.332	322.777	254.645
Nusa Tenggara Barat	153.272	154.920	158.044	158.044	151.665
Nusa Tenggara Timur	216.848	216.848	216.848	225.945	211.345
Kalimantan Barat	124.975	124.975	128.820	134.133	123.539
Kalimantan Tengah	257.940	255.441	250.904	237.787	250.843
Kalimantan Selatan	365.107	365.107	374.569	369.357	389.869
Kalimantan Timur	324.760	324.760	304.463	304.463	305.117
Sulawesi Utara	103.085	103.085	104.624	107.250	102.907
Sulawesi Tengah	137.376	137.376	137.376	137.376	140.137
Sulawesi Selatan	152.945	151.264	153.406	153.476	147.307
Sulawesi Tenggara	114.001	116.924	122.770	128.296	125.049
Gorontalo	138.596	138.596	141.064	141.064	139.166
Sulawesi Barat	166.007	164.862	171.274	172.751	166.895
Maluku	106.773	106.773	112.112	117.584	106.340
Maluku Utara	112.316	113.407	113.407	113.759	111.649
Papua Barat	307.131	312.715	309.923	309.923	290.099
Papua	234.040	234.040	234.040	241.621	227.947
Nasional/National	198.376	200.162	202.744	204.212	194.585

SUBSEKTOR TANAMAN PERKEBUNAN

Tabel 3,2 Harga Produsen Kopi Biji Kering Menurut Provinsi (Rp/100 Kg), 2013
Table 3,2 Producer Price of Dry Coffee Bean by Province (Rp/100 Kg), 2013

Provinsi Province	Januari January	Februari February	Maret March	April April
(1)	(2)	(3)	(4)	(5)
Aceh	1.726.636	1.726.636	1.726.636	1.755.466
Sumatera Utara	1.688.062	1.676.914	1.658.891	1.640.510
Sumatera Barat	1.674.985	1.674.985	1.738.592	1.738.592
Riau	-	-	-	-
Jambi	1.180.329	1.190.280	1.173.098	1.173.098
Sumatera Selatan	1.332.662	1.369.340	1.369.340	1.425.005
Bengkulu	1.566.478	1.575.196	1.617.062	1.643.228
Lampung	2.238.273	2.226.680	2.282.829	2.361.863
Kepulauan Bangka Belitung	-	-	-	-
Kepulauan Riau	1.600.000	1.600.000	1.600.000	1.694.118
Jawa Barat	1.270.429	1.260.415	1.208.209	1.192.671
Jawa Tengah	1.342.977	1.382.828	1.382.828	1.405.497
D.I. Yogyakarta	2.406.030	2.477.853	2.441.942	2.513.763
Jawa Timur	1.976.241	1.974.361	1.978.749	1.988.150
Banten	1.165.314	1.158.731	1.155.485	1.071.450
Bali	2.192.185	2.171.106	2.192.184	2.192.184
Nusa Tenggara Barat	1.844.015	1.824.522	1.770.328	1.851.772
Nusa Tenggara Timur	2.039.797	2.027.509	1.967.286	1.995.257
Kalimantan Barat	1.783.541	1.783.541	1.783.541	1.783.541
Kalimantan Tengah	1.452.934	1.452.934	1.452.934	1.452.934
Kalimantan Selatan	1.093.872	1.093.872	1.093.872	1.093.872
Kalimantan Timur	919.542	919.542	919.542	919.542
Sulawesi Utara	-	-	-	-
Sulawesi Tengah	1.696.544	1.717.489	1.717.489	1.686.820
Sulawesi Selatan	1.818.025	1.818.025	1.833.066	1.796.720
Sulawesi Tenggara	1.115.987	1.115.987	1.115.987	1.115.987
Gorontalo	1.855.632	1.855.632	1.855.632	1.855.632
Sulawesi Barat	1.668.320	1.668.320	1.668.320	1.668.320
Maluku	-	-	-	-
Maluku Utara	-	-	-	-
Papua Barat	1.856.088	1.856.088	1.856.088	1.944.408
Papua	-	-	-	-
Nasional/National	1.634.804	1.638.415	1.636.920	1.652.323

Lanjutan Tabel/Continued Table 3.2

Provinsi <i>Province</i>	Mei <i>May</i>	Juni <i>June</i>	Juli <i>July</i>	Agustus <i>August</i>
(1)	(6)	(7)	(8)	(9)
Aceh	1.755.466	1.755.466	1.755.466	1.755.466
Sumatera Utara	1.599.732	1.599.459	1.564.654	1.623.762
Sumatera Barat	1.780.486	1.801.433	1.801.433	1.822.380
Riau	-	-	-	-
Jambi	1.243.484	1.220.573	1.167.716	1.160.448
Sumatera Selatan	1.420.551	1.413.733	1.409.113	1.397.171
Bengkulu	1.669.394	1.629.696	1.629.696	1.624.264
Lampung	2.343.090	2.320.132	2.251.801	2.318.686
Kepulauan Bangka Belitung	-	-	-	-
Kepulauan Riau	1.694.118	1.694.118	1.694.118	1.758.117
Jawa Barat	1.189.429	1.173.893	1.177.000	1.186.321
Jawa Tengah	1.440.767	1.440.767	1.405.497	1.442.146
D.I. Yogyakarta	2.441.942	2.406.031	2.406.031	2.299.882
Jawa Timur	1.997.552	1.986.897	2.011.968	1.999.432
Banten	1.092.054	1.099.287	1.154.947	1.295.327
Bali	2.213.263	2.192.481	2.192.481	2.243.817
Nusa Tenggara Barat	1.895.515	1.895.515	1.880.934	1.880.934
Nusa Tenggara Timur	1.959.371	1.950.383	2.017.427	1.965.698
Kalimantan Barat	1.811.410	1.811.410	1.811.410	1.811.410
Kalimantan Tengah	1.452.934	1.452.934	1.452.934	1.452.934
Kalimantan Selatan	1.093.872	1.093.872	1.093.872	1.093.872
Kalimantan Timur	919.542	919.542	919.542	919.542
Sulawesi Utara	-	-	-	-
Sulawesi Tengah	1.686.820	1.686.820	1.730.072	1.687.354
Sulawesi Selatan	1.806.797	1.821.542	1.792.051	1.792.051
Sulawesi Tenggara	1.115.987	1.115.987	1.115.987	1.115.987
Gorontalo	1.855.632	1.855.632	1.880.708	1.780.404
Sulawesi Barat	1.668.320	1.668.320	1.668.320	1.890.762
Maluku	-	-	-	-
Maluku Utara	-	-	-	-
Papua Barat	1.944.408	1.944.408	1.944.408	1.944.408
Papua	-	-	-	-
Nasional/National	1.657.382	1.651.936	1.651.138	1.663.945

SUBSEKTOR TANAMAN PERKEBUNAN

Lanjutan Tabel/Continued Table 3.2

Provinsi Province	September September	Oktober October	November November	Desember December	Rata-rata Average
(1)	(10)	(11)	(12)	(13)	(14)
Aceh	1.755.466	1.755.466	1.755.466	1.755.466	1.748.259
Sumatera Utara	1.593.375	1.653.035	1.721.873	1.781.701	1.650.164
Sumatera Barat	1.822.380	1.878.453	1.700.888	1.721.637	1.763.021
Riau	-	-	-	-	-
Jambi	1.149.868	1.145.608	1.137.090	1.181.239	1.176.903
Sumatera Selatan	1.409.113	1.409.113	1.385.229	1.420.930	1.396.775
Bengkulu	1.650.675	1.645.367	1.550.033	1.592.001	1.616.091
Lampung	2.307.351	2.322.478	2.238.241	2.329.460	2.295.074
Kepulauan Bangka Belitung	-	-	-	-	-
Kepulauan Riau	1.758.117	1.743.060	1.797.438	1.844.751	1.706.496
Jawa Barat	1.186.321	1.220.313	1.207.903	1.235.430	1.209.028
Jawa Tengah	1.478.796	1.478.796	1.432.366	1.432.366	1.422.136
D.I. Yogyakarta	2.335.265	2.368.156	2.368.156	2.302.900	2.397.329
Jawa Timur	1.964.959	1.949.215	1.941.525	1.914.946	1.973.666
Banten	1.295.327	1.295.327	1.295.327	1.237.611	1.193.015
Bali	2.243.817	2.243.817	2.245.956	2.320.822	2.220.343
Nusa Tenggara Barat	1.806.294	1.822.001	1.778.620	1.761.996	1.834.370
Nusa Tenggara Timur	1.977.908	1.977.908	1.957.725	1.969.449	1.983.810
Kalimantan Barat	1.839.277	1.839.277	1.839.277	1.896.434	1.816.172
Kalimantan Tengah	1.452.934	1.452.934	1.452.934	1.452.934	1.452.934
Kalimantan Selatan	1.093.872	1.093.872	1.093.872	1.093.872	1.093.872
Kalimantan Timur	919.542	919.542	919.542	919.542	919.542
Sulawesi Utara	-	-	-	-	-
Sulawesi Tengah	1.767.704	1.767.704	1.767.704	1.767.704	1.723.352
Sulawesi Selatan	1.792.051	1.802.046	1.822.035	1.832.757	1.810.597
Sulawesi Tenggara	1.115.987	1.115.987	1.115.987	1.115.987	1.115.987
Gorontalo	1.780.404	1.780.404	1.780.404	1.780.404	1.826.376
Sulawesi Barat	1.890.762	1.890.762	1.890.762	1.890.762	1.761.004
Maluku	-	-	-	-	-
Maluku Utara	-	-	-	-	-
Papua Barat	1.944.408	1.944.408	1.944.408	1.944.408	1.922.328
Papua	-	-	-	-	-
Nasional/National	1.666.614	1.673.656	1.659.260	1.672.981	1.654.948

Tabel 3,3 Harga Produsen Coklat/Kakao Menurut Provinsi (Rp/100 Kg), 2013
Table 3,3 *Producer Price of Cocoa by Province (Rp/100 Kg), 2013*

Provinsi <i>Province</i>	Januari <i>January</i>	Februari <i>February</i>	Maret <i>March</i>	April <i>April</i>
(1)	(2)	(3)	(4)	(5)
Aceh	2.049.550	2.012.951	1.951.283	1.990.861
Sumatera Utara	2.095.609	2.102.366	2.102.366	2.119.140
Sumatera Barat	2.119.431	2.123.506	2.127.614	2.041.359
Riau	-	-	-	-
Jambi	1.183.665	1.183.665	1.220.654	1.239.149
Sumatera Selatan	2.231.882	2.231.882	2.123.010	2.286.319
Bengkulu	1.166.867	1.179.165	1.147.910	1.261.085
Lampung	2.400.114	2.406.799	2.337.704	2.377.422
Kepulauan Bangka Belitung	1.738.250	1.738.250	1.738.250	1.738.250
Kepulauan Riau	-	-	-	-
Jawa Barat	928.886	937.732	911.193	902.346
Jawa Tengah	1.985.620	2.109.721	2.047.671	2.047.671
D.I. Yogyakarta	1.721.769	1.632.094	1.651.295	1.785.703
Jawa Timur	1.769.819	1.758.401	1.628.586	1.687.593
Banten	1.724.820	1.764.020	1.737.886	1.764.020
Bali	1.745.847	1.771.149	1.720.545	1.821.753
Nusa Tenggara Barat	3.313.531	3.313.531	3.313.531	3.313.531
Nusa Tenggara Timur	2.309.399	2.270.909	2.270.909	2.311.461
Kalimantan Barat	1.679.024	1.679.024	1.679.024	1.679.024
Kalimantan Tengah	1.000.000	1.000.000	1.000.000	1.000.000
Kalimantan Selatan	-	-	-	-
Kalimantan Timur	-	-	-	-
Sulawesi Utara	1.408.340	1.442.690	1.424.194	1.482.722
Sulawesi Tengah	2.414.474	2.442.880	2.488.972	2.450.283
Sulawesi Selatan	1.836.202	1.823.900	1.807.349	1.855.315
Sulawesi Tenggara	2.874.101	2.899.536	2.823.232	2.744.076
Gorontalo	1.950.330	1.942.337	1.917.435	1.960.045
Sulawesi Barat	2.316.382	2.275.018	2.278.975	2.305.786
Maluku	1.127.895	1.127.895	1.127.895	1.145.799
Maluku Utara	1.055.331	1.040.092	1.054.100	1.029.586
Papua Barat	1.391.006	1.399.094	1.423.356	1.407.714
Papua	2.151.076	2.126.539	2.088.565	2.133.003
Nasional/National	1.846.044	1.847.684	1.826.554	1.852.893

SUBSEKTOR TANAMAN PERKEBUNAN

Lanjutan Tabel/Continued Table 3.3

Provinsi Province	Mei May	Juni June	Juli July	Agustus August
(1)	(6)	(7)	(8)	(9)
Aceh	2.036.882	2.046.086	2.013.135	2.013.135
Sumatera Utara	2.168.641	2.126.211	2.149.322	2.174.256
Sumatera Barat	2.129.764	2.106.514	2.106.514	2.179.997
Riau	-	-	-	-
Jambi	1.239.149	1.239.149	1.239.149	1.168.340
Sumatera Selatan	2.328.658	2.220.348	2.220.348	2.136.562
Bengkulu	1.309.588	1.341.923	1.341.923	1.294.561
Lampung	2.404.624	2.467.156	2.402.231	2.429.283
Kepulauan Bangka Belitung	1.738.250	1.738.250	1.738.250	1.738.250
Kepulauan Riau	-	-	-	-
Jawa Barat	852.216	869.432	866.114	879.647
Jawa Tengah	2.109.721	2.109.721	2.171.772	2.233.823
D.I. Yogyakarta	1.803.383	1.803.383	1.803.383	1.839.094
Jawa Timur	1.704.302	1.731.171	1.757.010	1.718.252
Banten	1.774.473	1.774.473	1.761.426	1.787.521
Bali	1.846.709	1.884.397	1.809.021	1.884.397
Nusa Tenggara Barat	3.394.348	3.463.621	3.463.621	3.568.579
Nusa Tenggara Timur	2.311.461	2.338.401	2.338.401	2.409.261
Kalimantan Barat	1.679.024	1.679.024	1.679.024	1.679.024
Kalimantan Tengah	1.000.000	1.000.000	1.200.000	1.200.000
Kalimantan Selatan	-	-	-	-
Kalimantan Timur	-	-	-	-
Sulawesi Utara	1.443.703	1.461.527	1.461.527	1.354.586
Sulawesi Tengah	2.507.266	2.484.473	2.531.796	2.580.484
Sulawesi Selatan	1.884.646	1.918.502	1.918.502	1.996.808
Sulawesi Tenggara	2.780.342	2.828.695	2.875.840	2.828.695
Gorontalo	1.987.465	1.974.886	1.862.328	1.882.793
Sulawesi Barat	2.360.686	2.397.572	2.454.207	2.493.163
Maluku	1.227.641	1.227.641	1.227.641	1.227.641
Maluku Utara	1.052.466	1.037.045	1.033.634	965.913
Papua Barat	1.407.714	1.398.632	1.390.775	1.390.775
Papua	2.095.116	2.150.445	2.068.679	2.068.679
Nasional/National	1.877.794	1.886.381	1.888.770	1.897.269

Lanjutan Tabel/Continued Table 3.3

Provinsi <i>Province</i>	September <i>September</i>	Oktober <i>October</i>	November <i>November</i>	Desember <i>December</i>	Rata-rata <i>Average</i>
(1)	(10)	(11)	(12)	(13)	(14)
Aceh	2.022.174	2.042.332	2.093.136	2.193.392	2.038.743
Sumatera Utara	2.184.585	2.255.056	2.330.856	2.483.861	2.191.022
Sumatera Barat	2.233.919	2.319.564	2.408.778	2.459.134	2.196.341
Riau	-	-	-	-	-
Jambi	1.239.149	1.150.638	1.239.149	1.239.149	1.215.084
Sumatera Selatan	2.304.135	2.346.028	2.513.602	2.861.984	2.317.063
Bengkulu	1.320.196	1.357.916	1.439.901	1.398.413	1.296.621
Lampung	2.445.514	2.503.587	2.598.937	2.723.683	2.458.088
Kepulauan Bangka Belitung	1.738.250	1.738.250	1.840.500	2.045.000	1.772.333
Kepulauan Riau	-	-	-	-	-
Jawa Barat	879.647	872.880	891.652	888.203	889.996
Jawa Tengah	2.200.689	2.200.689	2.357.881	2.383.936	2.163.243
D.I. Yogyakarta	1.910.515	1.976.394	2.034.524	2.078.816	1.836.696
Jawa Timur	1.748.826	1.809.130	1.955.028	2.007.868	1.772.999
Banten	1.813.616	1.839.711	1.852.759	1.877.972	1.789.391
Bali	1.884.397	1.884.397	1.928.220	1.854.057	1.836.241
Nusa Tenggara Barat	3.600.988	3.681.010	3.681.010	3.837.718	3.495.418
Nusa Tenggara Timur	2.431.142	2.479.764	2.580.025	2.703.569	2.396.225
Kalimantan Barat	1.679.024	1.679.024	1.679.024	1.679.024	1.679.024
Kalimantan Tengah	1.200.000	1.200.000	1.200.000	1.200.000	1.100.000
Kalimantan Selatan	-	-	-	-	-
Kalimantan Timur	-	-	-	-	-
Sulawesi Utara	1.425.880	1.374.955	1.447.704	1.447.704	1.431.294
Sulawesi Tengah	2.542.536	2.574.518	2.628.832	2.644.459	2.524.248
Sulawesi Selatan	2.063.927	2.100.843	2.123.800	2.132.709	1.955.209
Sulawesi Tenggara	2.868.655	2.955.321	3.073.197	3.145.111	2.891.400
Gorontalo	1.933.679	1.943.965	2.046.820	2.107.986	1.959.172
Sulawesi Barat	2.549.826	2.607.341	2.645.684	2.682.073	2.447.226
Maluku	1.227.641	1.227.641	1.227.641	1.227.641	1.195.885
Maluku Utara	976.048	972.321	979.100	1.022.484	1.018.177
Papua Barat	1.390.775	1.431.205	1.471.634	1.555.052	1.421.478
Papua	2.068.679	2.127.034	2.068.438	2.030.469	2.098.060
Nasional/ <i>National</i>	1.924.443	1.951.840	2.012.065	2.068.267	1.906.667

SUBSEKTOR TANAMAN PERKEBUNAN

Tabel 3,4 **Harga Produsen Karet Menurut Provinsi (Rp/100 Kg), 2013**
Table **Producer Price of Rubber by Province (Rp/100 Kgs), 2013**

Provinsi <i>Province</i>	Januari <i>January</i>	Februari <i>February</i>	Maret <i>March</i>	April <i>April</i>
<i>(1)</i>	<i>(2)</i>	<i>(3)</i>	<i>(4)</i>	<i>(5)</i>
Aceh	7.395	7.532	7.874	7.532
Sumatera Utara	6.171	6.178	6.330	6.246
Sumatera Barat	9.361	9.432	9.075	8.844
Riau	8.986	9.102	8.871	9.072
Jambi	9.182	9.232	9.162	9.018
Sumatera Selatan	4.020	4.014	4.042	3.906
Bengkulu	9.707	9.557	9.091	8.746
Lampung	10.438	10.676	10.735	10.453
Kepulauan Bangka Belitung	9.244	9.414	9.279	9.178
Kepulauan Riau	13.532	13.555	13.555	13.666
Jawa Barat	8.497	8.540	8.553	8.553
Jawa Tengah	-	-	-	-
D.I. Yogyakarta	-	-	-	-
Jawa Timur	-	-	-	-
Banten	6.941	6.941	6.941	6.941
Bali	-	-	-	-
Nusa Tenggara Barat	-	-	-	-
Nusa Tenggara Timur	-	-	-	-
Kalimantan Barat	6.653	6.676	6.587	6.576
Kalimantan Tengah	6.587	6.674	6.718	6.662
Kalimantan Selatan	7.319	7.404	7.398	7.276
Kalimantan Timur	9.729	9.608	9.608	9.608
Sulawesi Utara	-	-	-	-
Sulawesi Tengah	-	-	-	-
Sulawesi Selatan	-	-	-	-
Sulawesi Tenggara	-	-	-	-
Gorontalo	-	-	-	-
Sulawesi Barat	-	-	-	-
Maluku	-	-	-	-
Maluku Utara	-	-	-	-
Papua Barat	-	-	-	-
Papua	-	-	-	-
Nasional/National	8.360	8.408	8.364	8.267

Lanjutan Tabel/Continued Table 3.4

Provinsi Province	Mei May	Juni June	Juli July	Agustus August
(1)	(6)	(7)	(8)	(9)
Aceh	7.443	7.715	8.169	7.261
Sumatera Utara	6.036	6.020	5.930	5.880
Sumatera Barat	9.014	8.881	8.823	8.823
Riau	8.881	8.775	8.657	8.724
Jambi	9.007	8.897	8.867	8.975
Sumatera Selatan	3.951	3.974	3.890	3.684
Bengkulu	8.143	7.945	7.708	7.249
Lampung	10.872	10.575	10.619	9.534
Kepulauan Bangka Belitung	8.688	8.267	8.052	8.103
Kepulauan Riau	13.494	13.345	13.315	13.195
Jawa Barat	8.546	8.546	8.546	8.546
Jawa Tengah	-	-	-	-
D.I. Yogyakarta	-	-	-	-
Jawa Timur	-	-	-	-
Banten	6.941	6.941	6.941	6.941
Bali	-	-	-	-
Nusa Tenggara Barat	-	-	-	-
Nusa Tenggara Timur	-	-	-	-
Kalimantan Barat	6.444	6.394	6.334	5.758
Kalimantan Tengah	6.625	6.524	6.524	6.938
Kalimantan Selatan	7.164	7.129	6.907	7.185
Kalimantan Timur	9.608	9.608	9.608	10.029
Sulawesi Utara	-	-	-	-
Sulawesi Tengah	-	-	-	-
Sulawesi Selatan	-	-	-	-
Sulawesi Tenggara	-	-	-	-
Gorontalo	-	-	-	-
Sulawesi Barat	-	-	-	-
Maluku	-	-	-	-
Maluku Utara	-	-	-	-
Papua Barat	-	-	-	-
Papua	-	-	-	-
Nasional/National	8.179	8.096	8.056	7.927

SUBSEKTOR TANAMAN PERKEBUNAN

Lanjutan Tabel/Continued Table 3.4

Provinsi Province	September September	Oktober October	November November	Desember December	Rata-rata Average
<i>(1)</i>	<i>(10)</i>	<i>(11)</i>	<i>(12)</i>	<i>(13)</i>	<i>(14)</i>
Aceh	7.410	7.113	7.113	7.532	7.507
Sumatera Utara	6.021	6.021	6.000	6.132	6.081
Sumatera Barat	8.928	9.089	8.841	9.412	9.044
Riau	9.003	9.192	9.029	9.615	8.992
Jambi	9.117	9.159	8.933	9.194	9.062
Sumatera Selatan	3.747	3.816	3.719	3.766	3.877
Bengkulu	7.458	7.928	8.084	8.261	8.323
Lampung	9.664	10.140	9.455	9.351	10.209
Kepulauan Bangka Belitung	8.131	8.263	8.550	8.695	8.655
Kepulauan Riau	13.519	13.519	13.126	12.992	13.401
Jawa Barat	8.546	8.419	8.509	8.509	8.526
Jawa Tengah	-	-	-	-	-
D.I. Yogyakarta	-	-	-	-	-
Jawa Timur	-	-	-	-	-
Banten	6.941	6.941	6.941	6.941	6.941
Bali	-	-	-	-	-
Nusa Tenggara Barat	-	-	-	-	-
Nusa Tenggara Timur	-	-	-	-	-
Kalimantan Barat	5.837	5.953	6.144	6.218	6.298
Kalimantan Tengah	6.962	6.992	7.106	7.240	6.796
Kalimantan Selatan	7.329	7.238	7.138	7.448	7.245
Kalimantan Timur	10.029	10.569	10.569	10.569	9.929
Sulawesi Utara	-	-	-	-	-
Sulawesi Tengah	-	-	-	-	-
Sulawesi Selatan	-	-	-	-	-
Sulawesi Tenggara	-	-	-	-	-
Gorontalo	-	-	-	-	-
Sulawesi Barat	-	-	-	-	-
Maluku	-	-	-	-	-
Maluku Utara	-	-	-	-	-
Papua Barat	-	-	-	-	-
Papua	-	-	-	-	-
Nasional/National	8.040	8.147	8.079	8.242	8.180

Tabel 3,5 Harga Produsen Cengkeh Menurut Provinsi (Rp/Kg), 2013
Table 3,5 *Producer Price of Clove by Province (Rp/Kg), 2013*

Provinsi <i>Province</i>	Januari <i>January</i>	Februari <i>February</i>	Maret <i>March</i>	April <i>April</i>
(1)	(2)	(3)	(4)	(5)
Aceh	33.394	32.818	33.763	33.493
Sumatera Utara	52.052	54.316	53.619	54.432
Sumatera Barat	35.498	36.947	37.672	37.672
Riau	-	-	-	-
Jambi	119.189	125.462	125.462	125.462
Sumatera Selatan	80.000	80.000	80.000	80.000
Bengkulu	69.255	70.132	70.680	69.903
Lampung	66.777	67.438	67.965	67.347
Kepulauan Bangka Belitung	50.000	50.000	50.000	50.000
Kepulauan Riau	56.515	56.990	55.803	55.803
Jawa Barat	67.855	68.216	69.952	68.782
Jawa Tengah	65.391	65.391	65.972	65.972
D.I. Yogyakarta	68.930	73.699	74.783	67.630
Jawa Timur	55.270	56.052	56.765	55.216
Banten	66.113	66.771	67.920	69.383
Bali	66.355	68.306	68.028	62.542
Nusa Tenggara Barat	-	-	-	-
Nusa Tenggara Timur	39.204	39.204	37.475	37.475
Kalimantan Barat	45.000	45.000	46.406	46.406
Kalimantan Tengah	-	-	-	-
Kalimantan Selatan	43.426	43.426	44.784	44.784
Kalimantan Timur	-	-	-	-
Sulawesi Utara	73.473	74.617	76.949	77.952
Sulawesi Tengah	71.311	71.877	73.095	75.591
Sulawesi Selatan	70.014	70.447	72.936	72.414
Sulawesi Tenggara	52.259	53.503	55.992	52.259
Gorontalo	72.528	73.265	74.504	72.734
Sulawesi Barat	57.032	57.032	57.032	55.570
Maluku	55.578	56.372	57.653	56.738
Maluku Utara	51.292	51.710	51.015	51.706
Papua Barat	36.380	36.380	36.380	36.380
Papua	-	-	-	-
Nasional/National	60.003	60.940	61.578	60.876

SUBSEKTOR TANAMAN PERKEBUNAN

Lanjutan Tabel/Continued Table 3.5

Provinsi Province	Mei May	Juni June	Juli July	Agustus August
(1)	(6)	(7)	(8)	(9)
Aceh	33.493	34.163	34.820	34.820
Sumatera Utara	57.633	59.074	56.193	58.597
Sumatera Barat	39.887	39.887	42.024	43.449
Riau	-	-	-	-
Jambi	131.735	131.735	131.735	131.735
Sumatera Selatan	80.000	80.000	80.000	80.000
Bengkulu	68.620	69.250	72.819	68.494
Lampung	66.112	66.718	67.638	67.835
Kepulauan Bangka Belitung	50.000	50.000	50.000	50.000
Kepulauan Riau	55.803	55.105	58.205	60.178
Jawa Barat	65.986	64.456	65.882	65.255
Jawa Tengah	65.972	65.972	67.543	66.670
D.I. Yogyakarta	69.300	71.509	72.968	69.320
Jawa Timur	55.587	56.011	57.891	59.385
Banten	67.920	69.952	70.701	79.329
Bali	63.611	64.412	66.713	66.713
Nusa Tenggara Barat	-	-	-	-
Nusa Tenggara Timur	37.475	37.475	37.475	38.018
Kalimantan Barat	46.406	46.406	46.406	44.808
Kalimantan Tengah	-	-	-	-
Kalimantan Selatan	44.784	44.784	44.784	43.241
Kalimantan Timur	-	-	-	-
Sulawesi Utara	78.738	79.750	82.240	81.467
Sulawesi Tengah	75.877	75.877	79.038	81.118
Sulawesi Selatan	69.333	71.561	74.628	74.726
Sulawesi Tenggara	49.770	50.249	52.387	55.808
Gorontalo	72.734	75.043	77.413	79.783
Sulawesi Barat	55.570	55.570	56.613	53.483
Maluku	57.668	59.046	60.291	54.536
Maluku Utara	50.807	51.241	53.573	55.779
Papua Barat	36.380	36.380	36.380	36.380
Papua	-	-	-	-
Nasional/National	61.007	61.542	62.828	62.997

Lanjutan Tabel/Continued Table 3.5

Provinsi Province	September September	Oktober October	November November	Desember December	Rata-rata Average
(1)	(10)	(11)	(12)	(13)	(14)
Aceh	34.163	34.163	34.846	34.846	34.065
Sumatera Utara	57.094	59.133	56.317	56.035	56.208
Sumatera Barat	40.600	42.050	42.050	40.943	39.890
Riau	-	-	-	-	-
Jambi	138.008	138.008	138.008	144.281	131.735
Sumatera Selatan	80.000	80.000	80.000	83.478	80.290
Bengkulu	71.808	72.512	73.920	74.920	71.026
Lampung	67.835	67.835	67.835	67.835	67.431
Kepulauan Bangka Belitung	50.000	50.000	50.000	50.000	50.000
Kepulauan Riau	59.046	60.782	60.782	60.782	57.983
Jawa Barat	67.230	68.582	68.049	67.182	67.286
Jawa Tengah	65.099	65.099	65.099	65.991	65.848
D.I. Yogyakarta	67.496	67.496	68.026	69.434	70.049
Jawa Timur	57.891	59.097	58.015	57.366	57.046
Banten	80.213	81.806	82.385	79.671	73.514
Bali	65.563	66.048	63.902	64.901	65.591
Nusa Tenggara Barat	-	-	-	-	-
Nusa Tenggara Timur	37.258	37.258	37.258	37.258	37.736
Kalimantan Barat	44.808	44.808	44.808	44.808	45.506
Kalimantan Tengah	-	-	-	-	-
Kalimantan Selatan	43.241	43.241	43.241	43.241	43.915
Kalimantan Timur	-	-	-	-	-
Sulawesi Utara	78.701	78.510	77.857	77.857	78.176
Sulawesi Tengah	78.733	74.226	74.343	77.669	75.730
Sulawesi Selatan	73.055	72.662	74.954	75.480	72.684
Sulawesi Tenggara	54.525	54.739	55.595	55.595	53.557
Gorontalo	81.363	79.702	77.212	76.246	76.044
Sulawesi Barat	50.874	52.400	49.602	50.937	54.310
Maluku	54.992	53.903	54.247	55.471	56.375
Maluku Utara	54.456	53.445	54.213	55.014	52.854
Papua Barat	36.380	36.380	36.380	36.380	36.380
Papua	-	-	-	-	-
Nasional/National	62.609	62.736	62.554	63.097	61.897

SUBSEKTOR TANAMAN PERKEBUNAN

Tabel 3,6 Harga Produsen Lada/Merica Menurut Provinsi (Rp/Kg), 2013
Table 3,6 Producer Price of Pepper by Province (Rp/Kg), 2013

Provinsi Province	Januari January	Februari February	Maret March	April April
<i>(1)</i>	<i>(2)</i>	<i>(3)</i>	<i>(4)</i>	<i>(5)</i>
Aceh	32.759	33.734	33.734	33.734
Sumatera Utara	-	-	-	-
Sumatera Barat	43.500	40.393	40.393	40.393
Riau	-	-	-	-
Jambi	-	-	-	-
Sumatera Selatan	38.970	38.970	39.246	39.246
Bengkulu	30.437	30.928	32.278	31.480
Lampung	51.073	51.878	52.767	53.161
Kepulauan Bangka Belitung	46.797	47.206	47.852	47.589
Kepulauan Riau	-	-	-	-
Jawa Barat	54.542	54.389	57.464	56.489
Jawa Tengah	37.714	37.714	39.128	39.128
D.I. Yogyakarta	75.000	75.000	77.500	80.000
Jawa Timur	52.859	52.859	52.859	52.859
Banten	46.462	47.638	51.303	53.746
Bali	-	-	-	-
Nusa Tenggara Barat	-	-	-	-
Nusa Tenggara Timur	50.000	50.000	58.824	58.824
Kalimantan Barat	54.330	55.047	55.406	55.227
Kalimantan Tengah	60.558	60.931	61.291	61.291
Kalimantan Selatan	64.151	64.151	64.151	64.151
Kalimantan Timur	55.452	55.452	55.452	55.452
Sulawesi Utara	-	-	-	-
Sulawesi Tengah	53.449	52.543	54.972	52.302
Sulawesi Selatan	54.015	54.360	56.873	56.085
Sulawesi Tenggara	41.748	42.118	43.606	44.958
Gorontalo	84.595	84.595	84.595	84.595
Sulawesi Barat	71.320	70.417	70.417	66.016
Maluku	-	-	-	-
Maluku Utara	120.000	120.000	120.000	120.000
Papua Barat	55.233	55.233	55.233	51.670
Papua	65.333	65.333	65.333	65.333
Nasional/National	55.846	55.870	57.112	56.822

Lanjutan Tabel/Continued Table 3.6

Provinsi Province	Mei May	Juni June	Juli July	Agustus August
(1)	(6)	(7)	(8)	(9)
Aceh	33.734	33.734	33.734	33.734
Sumatera Utara	-	-	-	-
Sumatera Barat	40.393	40.393	40.393	40.393
Riau	-	-	-	-
Jambi	-	-	-	-
Sumatera Selatan	39.246	39.039	39.181	41.240
Bengkulu	32.446	33.334	32.429	34.133
Lampung	52.460	53.504	53.024	53.693
Kepulauan Bangka Belitung	47.973	48.365	48.990	48.761
Kepulauan Riau	-	-	-	-
Jawa Barat	56.245	55.088	55.944	55.043
Jawa Tengah	39.128	39.128	39.563	37.389
D.I. Yogyakarta	80.000	75.000	77.500	77.500
Jawa Timur	52.859	52.859	52.859	52.859
Banten	52.510	53.746	55.538	53.746
Bali	-	-	-	-
Nusa Tenggara Barat	-	-	-	-
Nusa Tenggara Timur	41.176	41.176	41.176	76.471
Kalimantan Barat	55.227	54.591	56.524	55.788
Kalimantan Tengah	61.291	61.291	60.450	60.450
Kalimantan Selatan	64.151	64.151	64.151	64.151
Kalimantan Timur	55.452	55.452	55.452	55.452
Sulawesi Utara	-	-	-	-
Sulawesi Tengah	51.600	52.632	56.531	57.305
Sulawesi Selatan	56.085	55.887	57.465	58.056
Sulawesi Tenggara	44.755	43.808	45.097	45.999
Gorontalo	84.595	84.595	86.982	86.982
Sulawesi Barat	66.016	66.016	72.845	77.702
Maluku	-	-	-	-
Maluku Utara	112.500	120.000	130.000	130.000
Papua Barat	51.670	51.670	51.670	51.670
Papua	65.333	65.333	65.333	65.333
Nasional/National	55.702	55.866	57.201	58.910

SUBSEKTOR TANAMAN PERKEBUNAN

Lanjutan Tabel/Continued Table 3.6

Provinsi Province	September September	Oktober October	November November	Desember December	Rata-rata Average
<i>(1)</i>	<i>(10)</i>	<i>(11)</i>	<i>(12)</i>	<i>(13)</i>	<i>(14)</i>
Aceh	33.734	33.734	33.734	33.734	33.653
Sumatera Utara	-	-	-	-	-
Sumatera Barat	40.898	41.403	41.403	41.403	40.946
Riau	-	-	-	-	-
Jambi	-	-	-	-	-
Sumatera Selatan	41.499	42.517	44.681	45.758	40.799
Bengkulu	35.021	33.344	37.608	34.079	33.127
Lampung	54.921	55.202	56.157	55.978	53.651
Kepulauan Bangka Belitung	49.450	50.263	51.278	53.434	48.997
Kepulauan Riau	-	-	-	-	-
Jawa Barat	62.333	60.602	56.167	58.813	56.927
Jawa Tengah	38.041	40.215	42.389	40.096	39.136
D.I. Yogyakarta	77.500	77.500	77.500	77.500	77.292
Jawa Timur	52.859	52.859	52.859	52.859	52.859
Banten	53.746	53.746	53.746	53.746	52.473
Bali	-	-	-	-	-
Nusa Tenggara Barat	-	-	-	-	-
Nusa Tenggara Timur	52.941	52.941	52.941	52.941	52.451
Kalimantan Barat	58.069	61.079	59.817	61.694	56.900
Kalimantan Tengah	60.450	60.450	60.450	60.450	60.780
Kalimantan Selatan	64.151	64.151	64.151	64.151	64.151
Kalimantan Timur	55.452	55.452	55.452	55.452	55.452
Sulawesi Utara	-	-	-	-	-
Sulawesi Tengah	57.305	57.305	54.498	57.144	54.799
Sulawesi Selatan	56.577	58.887	59.656	62.553	57.208
Sulawesi Tenggara	47.091	48.062	48.690	51.054	45.582
Gorontalo	89.157	86.982	87.852	86.469	86.000
Sulawesi Barat	74.464	74.464	74.464	74.464	71.550
Maluku	-	-	-	-	-
Maluku Utara	130.000	135.000	135.000	135.000	125.625
Papua Barat	51.670	51.670	51.670	51.670	52.560
Papua	65.333	65.333	65.333	68.963	65.636
Nasional/National	58.444	58.882	59.062	59.559	57.440

Tabel 3,7 Harga Produsen Pala Menurut Provinsi (Rp/Kg), 2013
Table *3,7* **Producer Price of Nutmeg by Province (Rp/Kg), 2013**

Provinsi <i>Province</i>	Januari <i>January</i>	Februari <i>February</i>	Maret <i>March</i>	April <i>April</i>
(1)	(2)	(3)	(4)	(5)
Aceh	42.047	44.357	44.357	42.703
Sumatera Utara	-	-	-	-
Sumatera Barat	71.031	71.031	71.031	76.714
Riau	-	-	-	-
Jambi	-	-	-	-
Sumatera Selatan	-	-	-	-
Bengkulu	-	-	-	-
Lampung	17.500	17.500	17.500	17.500
Kepulauan Bangka Belitung	-	-	-	-
Kepulauan Riau	-	-	-	-
Jawa Barat	58.016	56.860	55.704	57.322
Jawa Tengah	-	-	-	-
D.I. Yogyakarta	-	-	-	-
Jawa Timur	-	-	-	-
Banten	36.867	38.378	40.777	41.728
Bali	-	-	-	-
Nusa Tenggara Barat	-	-	-	-
Nusa Tenggara Timur	-	-	-	-
Kalimantan Barat	-	-	-	-
Kalimantan Tengah	-	-	-	-
Kalimantan Selatan	50.000	50.000	50.000	50.000
Kalimantan Timur	-	-	-	-
Sulawesi Utara	62.854	64.742	67.440	68.789
Sulawesi Tengah	67.016	67.016	67.277	68.980
Sulawesi Selatan	62.504	61.495	61.495	58.780
Sulawesi Tenggara	-	-	-	-
Gorontalo	49.500	49.500	49.500	50.490
Sulawesi Barat	-	-	-	-
Maluku	48.079	50.483	55.432	53.836
Maluku Utara	47.708	47.311	46.599	48.364
Papua Barat	47.755	47.755	47.755	47.755
Papua	-	-	-	-
Nasional/National	50.837	51.264	51.913	52.536

SUBSEKTOR TANAMAN PERKEBUNAN

Lanjutan Tabel/Continued Table 3.7

Provinsi Province	Mei May	Juni June	Juli July	Agustus August
(1)	(6)	(7)	(8)	(9)
Aceh	42.703	42.703	43.530	47.387
Sumatera Utara	-	-	-	-
Sumatera Barat	78.457	73.046	76.444	74.730
Riau	-	-	-	-
Jambi	-	-	-	-
Sumatera Selatan	-	-	-	-
Bengkulu	-	-	-	-
Lampung	17.500	17.500	17.500	17.500
Kepulauan Bangka Belitung	-	-	-	-
Kepulauan Riau	-	-	-	-
Jawa Barat	58.478	57.105	59.236	63.711
Jawa Tengah	-	-	-	-
D.I. Yogyakarta	-	-	-	-
Jawa Timur	-	-	-	-
Banten	42.570	40.993	42.570	44.146
Bali	-	-	-	-
Nusa Tenggara Barat	-	-	-	-
Nusa Tenggara Timur	-	-	-	-
Kalimantan Barat	-	-	-	-
Kalimantan Tengah	-	-	-	-
Kalimantan Selatan	50.000	50.000	50.000	50.000
Kalimantan Timur	-	-	-	-
Sulawesi Utara	70.137	68.789	66.091	66.091
Sulawesi Tengah	68.980	70.248	71.345	72.569
Sulawesi Selatan	62.294	62.294	62.933	66.128
Sulawesi Tenggara	-	-	-	-
Gorontalo	50.490	50.490	50.490	50.490
Sulawesi Barat	-	-	-	-
Maluku	50.367	50.645	49.257	46.407
Maluku Utara	46.817	45.925	47.495	44.747
Papua Barat	47.755	47.755	47.755	47.755
Papua	-	-	-	-
Nasional/National	52.811	52.115	52.665	53.205

Lanjutan Tabel/Continued Table 3.7

Provinsi <i>Province</i>	September <i>September</i>	Oktober <i>October</i>	November <i>November</i>	Desember <i>December</i>	Rata-rata <i>Average</i>
(1)	(10)	(11)	(12)	(13)	(14)
Aceh	47.387	47.938	45.183	43.770	44.506
Sumatera Utara	-	-	-	-	-
Sumatera Barat	77.796	78.700	78.700	80.015	75.641
Riau	-	-	-	-	-
Jambi	-	-	-	-	-
Sumatera Selatan	-	-	-	-	-
Bengkulu	-	-	-	-	-
Lampung	17.500	17.500	17.500	17.500	17.500
Kepulauan Bangka Belitung	-	-	-	-	-
Kepulauan Riau	-	-	-	-	-
Jawa Barat	63.069	60.931	57.007	57.925	58.780
Jawa Tengah	-	-	-	-	-
D.I. Yogyakarta	-	-	-	-	-
Jawa Timur	-	-	-	-	-
Banten	44.146	47.300	47.300	48.090	42.905
Bali	-	-	-	-	-
Nusa Tenggara Barat	-	-	-	-	-
Nusa Tenggara Timur	-	-	-	-	-
Kalimantan Barat	-	-	-	-	-
Kalimantan Tengah	-	-	-	-	-
Kalimantan Selatan	50.000	50.000	50.000	50.000	50.000
Kalimantan Timur	-	-	-	-	-
Sulawesi Utara	63.321	61.914	65.599	66.324	66.008
Sulawesi Tengah	72.569	72.569	76.888	78.153	71.134
Sulawesi Selatan	65.489	60.697	61.975	65.163	62.604
Sulawesi Tenggara	-	-	-	-	-
Gorontalo	50.490	50.490	50.490	50.490	50.242
Sulawesi Barat	-	-	-	-	-
Maluku	46.532	47.782	48.706	49.904	49.786
Maluku Utara	43.502	42.535	46.379	48.156	46.295
Papua Barat	47.755	47.755	47.755	47.755	47.755
Papua	-	-	-	-	-
Nasional/ <i>National</i>	53.043	52.778	53.345	54.096	52.550

SUBSEKTOR TANAMAN PERKEBUNAN

Tabel 3,8 Harga Produsen Biji Jambu Mete Menurut Provinsi (Rp/100 Kg), 2013
Table *Producer Price of Cashew Nut by Province (Rp/100 Kg), 2013*

Provinsi <i>Province</i>	Januari <i>January</i>	Februari <i>February</i>	Maret <i>March</i>	April <i>April</i>
(1)	(2)	(3)	(4)	(5)
Aceh	-	-	-	-
Sumatera Utara	-	-	-	-
Sumatera Barat	-	-	-	-
Riau	-	-	-	-
Jambi	-	-	-	-
Sumatera Selatan	-	-	-	-
Bengkulu	1.400.000	1.400.000	1.400.000	1.400.000
Lampung	-	-	-	-
Kepulauan Bangka Belitung	-	-	-	-
Kepulauan Riau	-	-	-	-
Jawa Barat	-	-	-	-
Jawa Tengah	-	-	-	-
D.I. Yogyakarta	-	-	-	-
Jawa Timur	1.506.031	1.510.776	1.605.674	1.605.674
Banten	-	-	-	-
Bali	-	-	-	-
Nusa Tenggara Barat	-	-	-	-
Nusa Tenggara Timur	646.961	637.376	644.669	644.669
Kalimantan Barat	-	-	-	-
Kalimantan Tengah	-	-	-	-
Kalimantan Selatan	475.000	475.000	475.000	475.000
Kalimantan Timur	-	-	-	-
Sulawesi Utara	-	-	-	-
Sulawesi Tengah	558.098	545.414	499.963	499.963
Sulawesi Selatan	487.034	487.034	442.758	442.758
Sulawesi Tenggara	389.487	391.553	397.105	408.135
Gorontalo	1.393.170	1.393.170	1.475.121	1.475.121
Sulawesi Barat	-	-	-	-
Maluku	-	-	-	-
Maluku Utara	687.916	687.916	687.916	687.916
Papua Barat	-	-	-	-
Papua	-	-	-	-
Nasional/National	838.189	836.471	847.578	848.804

Lanjutan Tabel/Continued Table 3.8

Provinsi <i>Province</i>	Mei <i>May</i>	Juni <i>June</i>	Juli <i>July</i>	Agustus <i>August</i>
(1)	(6)	(7)	(8)	(9)
Aceh	-	-	-	-
Sumatera Utara	-	-	-	-
Sumatera Barat	-	-	-	-
Riau	-	-	-	-
Jambi	-	-	-	-
Sumatera Selatan	-	-	-	-
Bengkulu	1.400.000	1.400.000	1.400.000	1.400.000
Lampung	-	-	-	-
Kepulauan Bangka Belitung	-	-	-	-
Kepulauan Riau	-	-	-	-
Jawa Barat	-	-	-	-
Jawa Tengah	-	-	-	-
D.I. Yogyakarta	-	-	-	-
Jawa Timur	1.605.674	1.653.123	1.698.233	1.698.233
Banten	-	-	-	-
Bali	-	-	-	-
Nusa Tenggara Barat	-	-	-	-
Nusa Tenggara Timur	644.669	644.669	644.669	653.685
Kalimantan Barat	-	-	-	-
Kalimantan Tengah	-	-	-	-
Kalimantan Selatan	475.000	475.000	475.000	475.000
Kalimantan Timur	-	-	-	-
Sulawesi Utara	-	-	-	-
Sulawesi Tengah	499.963	499.963	514.668	514.668
Sulawesi Selatan	442.758	442.758	442.758	460.060
Sulawesi Tenggara	409.149	409.656	412.870	429.005
Gorontalo	1.475.121	1.475.121	1.475.121	1.475.121
Sulawesi Barat	-	-	-	-
Maluku	-	-	-	-
Maluku Utara	687.916	687.916	687.916	687.916
Papua Barat	-	-	-	-
Papua	-	-	-	-
Nasional/ <i>National</i>	848.917	854.245	861.248	865.965

SUBSEKTOR TANAMAN PERKEBUNAN

Lanjutan Tabel/Continued Table 3.8

Provinsi Province	September September	Oktober October	November November	Desember December	Rata-rata Average
<i>(1)</i>	<i>(10)</i>	<i>(11)</i>	<i>(12)</i>	<i>(13)</i>	<i>(14)</i>
Aceh	-	-	-	-	-
Sumatera Utara	-	-	-	-	-
Sumatera Barat	-	-	-	-	-
Riau	-	-	-	-	-
Jambi	-	-	-	-	-
Sumatera Selatan	-	-	-	-	-
Bengkulu	1.400.000	1.400.000	1.400.000	1.400.000	1.400.000
Lampung	-	-	-	-	-
Kepulauan Bangka Belitung	-	-	-	-	-
Kepulauan Riau	-	-	-	-	-
Jawa Barat	-	-	-	-	-
Jawa Tengah	-	-	-	-	-
D.I. Yogyakarta	-	-	-	-	-
Jawa Timur	1.613.838	1.562.982	1.520.601	1.576.173	1.596.417
Banten	-	-	-	-	-
Bali	-	-	-	-	-
Nusa Tenggara Barat	-	-	-	-	-
Nusa Tenggara Timur	671.923	671.923	647.037	628.394	648.387
Kalimantan Barat	-	-	-	-	-
Kalimantan Tengah	-	-	-	-	-
Kalimantan Selatan	475.000	475.000	475.000	475.000	475.000
Kalimantan Timur	-	-	-	-	-
Sulawesi Utara	-	-	-	-	-
Sulawesi Tengah	514.668	514.668	514.866	518.884	516.316
Sulawesi Selatan	460.060	463.824	463.824	463.824	458.287
Sulawesi Tenggara	435.047	435.047	425.380	419.924	413.530
Gorontalo	1.475.121	1.475.121	1.475.121	1.503.583	1.463.834
Sulawesi Barat	-	-	-	-	-
Maluku	-	-	-	-	-
Maluku Utara	687.916	687.916	687.916	693.284	688.364
Papua Barat	-	-	-	-	-
Papua	-	-	-	-	-
Nasional/National	859.286	854.054	845.527	853.230	851.126

Tabel 3,9 Harga Produsen Sereh Menurut Provinsi (Rp/Kg), 2013
Table *3,9* **Producer Price of Lemongrass by Province (Rp/Kg), 2013**

Provinsi <i>Province</i>	Januari <i>January</i>	Februari <i>February</i>	Maret <i>March</i>	April <i>April</i>
(1)	(2)	(3)	(4)	(5)
Aceh	-	-	-	-
Sumatera Utara	4.024	3.945	4.603	4.603
Sumatera Barat	-	-	-	-
Riau	-	-	-	-
Jambi	-	-	-	-
Sumatera Selatan	-	-	-	-
Bengkulu	-	-	-	-
Lampung	-	-	-	-
Kepulauan Bangka Belitung	-	-	-	-
Kepulauan Riau	-	-	-	-
Jawa Barat	2.885	2.885	2.885	2.885
Jawa Tengah	-	-	-	-
D.I. Yogyakarta	3.503	3.503	3.503	3.941
Jawa Timur	1.007	1.043	1.043	1.043
Banten	-	-	-	-
Bali	-	-	-	-
Nusa Tenggara Barat	-	-	-	-
Nusa Tenggara Timur	-	-	-	-
Kalimantan Barat	-	-	-	-
Kalimantan Tengah	-	-	-	-
Kalimantan Selatan	6.076	6.076	6.076	6.076
Kalimantan Timur	-	-	-	-
Sulawesi Utara	-	-	-	-
Sulawesi Tengah	4.951	4.951	5.260	5.260
Sulawesi Selatan	3.938	3.938	3.948	3.483
Sulawesi Tenggara	-	-	-	-
Gorontalo	-	-	-	-
Sulawesi Barat	3.480	3.480	3.480	3.480
Maluku	-	-	-	-
Maluku Utara	5.570	5.678	5.678	5.678
Papua Barat	12.215	12.215	12.215	12.215
Papua	3.092	3.152	3.152	3.362
Nasional/National	4.613	4.624	4.713	4.730

SUBSEKTOR TANAMAN PERKEBUNAN

Lanjutan Tabel/Continued Table 3.9

Provinsi Province	Mei May	Juni June	Juli July	Agustus August
(1)	(6)	(7)	(8)	(9)
Aceh	-	-	-	-
Sumatera Utara	4.603	4.603	4.603	4.532
Sumatera Barat	-	-	-	-
Riau	-	-	-	-
Jambi	-	-	-	-
Sumatera Selatan	-	-	-	-
Bengkulu	-	-	-	-
Lampung	-	-	-	-
Kepulauan Bangka Belitung	-	-	-	-
Kepulauan Riau	-	-	-	-
Jawa Barat	2.885	2.885	2.885	2.885
Jawa Tengah	-	-	-	-
D.I. Yogyakarta	3.941	3.897	3.897	4.384
Jawa Timur	1.043	1.043	1.043	1.043
Banten	-	-	-	-
Bali	-	-	-	-
Nusa Tenggara Barat	-	-	-	-
Nusa Tenggara Timur	-	-	-	-
Kalimantan Barat	-	-	-	-
Kalimantan Tengah	-	-	-	-
Kalimantan Selatan	6.076	6.076	6.076	6.076
Kalimantan Timur	-	-	-	-
Sulawesi Utara	-	-	-	-
Sulawesi Tengah	5.260	5.548	5.819	5.819
Sulawesi Selatan	3.434	3.339	3.339	3.617
Sulawesi Tenggara	-	-	-	-
Gorontalo	-	-	-	-
Sulawesi Barat	3.468	3.468	3.638	3.638
Maluku	-	-	-	-
Maluku Utara	5.678	5.678	5.362	5.362
Papua Barat	12.215	12.215	12.215	12.215
Papua	3.572	3.721	3.721	3.721
Nasional/National	4.743	4.770	4.782	4.845

Lanjutan Tabel/Continued Table 3.9

Provinsi <i>Province</i>	September <i>September</i>	Oktober <i>October</i>	November <i>November</i>	Desember <i>December</i>	Rata-rata <i>Average</i>
(1)	(10)	(11)	(12)	(13)	(14)
Aceh	-	-	-	-	-
Sumatera Utara	4.532	4.249	4.461	4.461	4.435
Sumatera Barat	-	-	-	-	-
Riau	-	-	-	-	-
Jambi	-	-	-	-	-
Sumatera Selatan	-	-	-	-	-
Bengkulu	-	-	-	-	-
Lampung	-	-	-	-	-
Kepulauan Bangka Belitung	-	-	-	-	-
Kepulauan Riau	-	-	-	-	-
Jawa Barat	2.885	2.885	2.885	3.050	2.898
Jawa Tengah	-	-	-	-	-
D.I. Yogyakarta	4.335	4.335	4.335	4.335	3.993
Jawa Timur	1.043	1.043	1.043	1.043	1.040
Banten	-	-	-	-	-
Bali	-	-	-	-	-
Nusa Tenggara Barat	-	-	-	-	-
Nusa Tenggara Timur	-	-	-	-	-
Kalimantan Barat	-	-	-	-	-
Kalimantan Tengah	-	-	-	-	-
Kalimantan Selatan	6.076	6.076	6.076	6.076	6.076
Kalimantan Timur	-	-	-	-	-
Sulawesi Utara	-	-	-	-	-
Sulawesi Tengah	5.718	5.718	5.718	5.718	5.478
Sulawesi Selatan	3.200	3.292	3.360	3.360	3.521
Sulawesi Tenggara	-	-	-	-	-
Gorontalo	-	-	-	-	-
Sulawesi Barat	3.638	4.002	4.002	4.002	3.648
Maluku	-	-	-	-	-
Maluku Utara	5.362	5.450	5.450	5.450	5.533
Papua Barat	12.215	12.215	12.215	12.215	12.215
Papua	3.721	3.721	3.899	4.164	3.583
Nasional/ <i>National</i>	4.793	4.817	4.858	4.898	4.765

SUBSEKTOR TANAMAN PERKEBUNAN

Tabel 3.10 Harga Produsen Kemiri Menurut Provinsi (Rp/Kg), 2013
Table 3.10 Producer Price of Candlenut by Province (Rp/Kg), 2013

Provinsi Province	Januari January	Februari February	Maret March	April April
<i>(1)</i>	<i>(2)</i>	<i>(3)</i>	<i>(4)</i>	<i>(5)</i>
Aceh	16.400	16.400	16.400	16.400
Sumatera Utara	30.458	30.742	31.215	30.968
Sumatera Barat	13.469	13.469	12.999	13.045
Riau	-	-	-	-
Jambi	22.596	22.596	21.520	21.595
Sumatera Selatan	14.428	14.450	14.289	14.338
Bengkulu	27.941	27.984	27.671	28.372
Lampung	18.576	18.576	18.576	18.576
Kepulauan Bangka Belitung	22.583	22.583	22.583	22.583
Kepulauan Riau	-	-	-	-
Jawa Barat	-	-	-	-
Jawa Tengah	-	-	-	-
D.I. Yogyakarta	-	-	-	-
Jawa Timur	-	-	-	-
Banten	14.000	14.000	14.000	14.000
Bali	28.571	28.571	28.571	29.057
Nusa Tenggara Barat	12.496	12.496	12.496	12.780
Nusa Tenggara Timur	12.633	12.214	12.103	12.239
Kalimantan Barat	-	-	-	-
Kalimantan Tengah	-	-	-	-
Kalimantan Selatan	18.633	18.633	19.233	19.233
Kalimantan Timur	7.685	7.685	7.685	7.685
Sulawesi Utara	24.298	24.298	24.298	24.298
Sulawesi Tengah	25.220	25.220	27.742	27.742
Sulawesi Selatan	15.044	15.044	16.682	15.788
Sulawesi Tenggara	25.000	24.624	24.231	22.999
Gorontalo	16.936	16.682	16.415	16.504
Sulawesi Barat	22.143	22.143	22.143	20.451
Maluku	-	-	-	-
Maluku Utara	23.284	23.284	23.284	23.284
Papua Barat	24.064	24.064	24.064	24.064
Papua	28.000	28.000	28.000	28.000
Nasional/National	20.194	20.163	20.270	20.174

Lanjutan Tabel/Continued Table 3.10

Provinsi Province	Mei May	Juni June	Juli July	Agustus August
(1)	(6)	(7)	(8)	(9)
Aceh	16.400	16.400	16.588	16.588
Sumatera Utara	30.316	31.093	31.093	28.139
Sumatera Barat	12.445	13.367	12.445	12.291
Riau	-	-	-	-
Jambi	21.459	21.459	21.459	21.459
Sumatera Selatan	14.248	14.488	14.372	14.224
Bengkulu	29.423	29.919	30.196	31.256
Lampung	18.431	18.460	18.671	18.671
Kepulauan Bangka Belitung	22.583	22.583	22.583	22.583
Kepulauan Riau	-	-	-	-
Jawa Barat	-	-	-	-
Jawa Tengah	-	-	-	-
D.I. Yogyakarta	-	-	-	-
Jawa Timur	-	-	-	-
Banten	14.000	14.000	14.190	14.190
Bali	29.057	29.057	29.057	29.057
Nusa Tenggara Barat	12.212	12.212	12.496	11.360
Nusa Tenggara Timur	12.140	12.140	12.709	11.255
Kalimantan Barat	-	-	-	-
Kalimantan Tengah	-	-	-	-
Kalimantan Selatan	19.233	19.233	19.233	19.233
Kalimantan Timur	7.685	7.685	7.685	7.685
Sulawesi Utara	24.298	24.298	24.298	24.298
Sulawesi Tengah	27.742	26.847	27.760	27.760
Sulawesi Selatan	15.788	15.640	16.172	15.959
Sulawesi Tenggara	22.178	21.357	24.642	24.805
Gorontalo	16.593	16.165	16.639	16.102
Sulawesi Barat	19.067	19.682	23.219	23.373
Maluku	-	-	-	-
Maluku Utara	23.284	23.284	23.284	23.284
Papua Barat	24.064	24.064	24.064	24.064
Papua	28.000	28.000	28.000	28.000
Nasional/National	20.028	20.062	20.472	20.245

SUBSEKTOR TANAMAN PERKEBUNAN

Lanjutan Tabel/Continued Table 3.10

Provinsi Province	September September	Oktober October	November November	Desember December	Rata-rata Average
<i>(1)</i>	<i>(10)</i>	<i>(11)</i>	<i>(12)</i>	<i>(13)</i>	<i>(14)</i>
Aceh	15.720	15.720	14.756	13.013	15.899
Sumatera Utara	28.497	28.348	29.463	29.580	29.993
Sumatera Barat	12.138	11.665	12.610	11.241	12.599
Riau	-	-	-	-	-
Jambi	21.459	21.459	21.459	21.459	21.665
Sumatera Selatan	14.100	13.996	14.214	13.734	14.240
Bengkulu	30.984	31.846	33.438	32.968	30.167
Lampung	18.671	18.671	18.671	18.671	18.602
Kepulauan Bangka Belitung	22.583	22.583	22.583	22.583	22.583
Kepulauan Riau	-	-	-	-	-
Jawa Barat	-	-	-	-	-
Jawa Tengah	-	-	-	-	-
D.I. Yogyakarta	-	-	-	-	-
Jawa Timur	-	-	-	-	-
Banten	14.190	14.190	14.190	14.190	14.095
Bali	29.057	29.057	29.057	29.057	28.935
Nusa Tenggara Barat	11.360	11.928	10.792	10.508	11.928
Nusa Tenggara Timur	11.377	11.208	10.934	10.718	11.806
Kalimantan Barat	-	-	-	-	-
Kalimantan Tengah	-	-	-	-	-
Kalimantan Selatan	19.233	19.233	19.233	19.233	19.133
Kalimantan Timur	7.685	7.685	7.685	7.685	7.685
Sulawesi Utara	24.298	24.298	24.298	24.298	24.298
Sulawesi Tengah	27.760	27.760	28.024	28.393	27.331
Sulawesi Selatan	16.278	16.278	16.216	17.313	16.017
Sulawesi Tenggara	23.695	25.176	25.176	26.656	24.212
Gorontalo	17.712	15.923	15.118	14.838	16.302
Sulawesi Barat	23.373	23.373	23.373	23.373	22.143
Maluku	-	-	-	-	-
Maluku Utara	24.101	25.249	25.249	25.249	23.844
Papua Barat	24.064	24.064	24.064	24.064	24.064
Papua	28.000	28.000	28.000	28.000	28.000
Nasional/National	20.275	20.335	20.374	20.297	20.241

Tabel 3,11 Harga Produsen Kelapa Sawit Menurut Provinsi (Rp/100 Kg), 2013
Table *3,11* *Producer Price of Palm Oil by Province (Rp/100 Kg), 2013*

Provinsi <i>Province</i>	Januari <i>January</i>	Februari <i>February</i>	Maret <i>March</i>	April <i>April</i>
(1)	(2)	(3)	(4)	(5)
Aceh	80.487	80.487	81.653	83.520
Sumatera Utara	201.740	209.003	213.934	213.116
Sumatera Barat	177.247	182.037	188.972	193.859
Riau	130.041	132.648	139.249	138.641
Jambi	119.484	123.239	129.759	133.382
Sumatera Selatan	105.457	105.457	114.007	115.303
Bengkulu	101.681	105.643	105.499	107.296
Lampung	131.864	137.902	140.217	141.906
Kepulauan Bangka Belitung	187.735	195.346	201.434	201.859
Kepulauan Riau	-	-	-	-
Jawa Barat	-	-	-	-
Jawa Tengah	-	-	-	-
D.I. Yogyakarta	-	-	-	-
Jawa Timur	-	-	-	-
Banten	127.357	129.411	129.411	129.411
Bali	-	-	-	-
Nusa Tenggara Barat	-	-	-	-
Nusa Tenggara Timur	-	-	-	-
Kalimantan Barat	105.615	108.518	108.518	108.847
Kalimantan Tengah	87.148	87.603	89.122	89.881
Kalimantan Selatan	-	-	-	-
Kalimantan Timur	121.675	122.339	128.518	129.881
Sulawesi Utara	-	-	-	-
Sulawesi Tengah	-	-	-	-
Sulawesi Selatan	105.809	99.648	100.445	107.690
Sulawesi Tenggara	-	-	-	-
Gorontalo	-	-	-	-
Sulawesi Barat	107.250	104.631	101.800	102.755
Maluku	-	-	-	-
Maluku Utara	-	-	-	-
Papua Barat	94.504	94.504	94.504	94.504
Papua	62.653	64.850	64.850	67.643
Nasional/National	120.456	122.545	125.405	127.029

SUBSEKTOR TANAMAN PERKEBUNAN

Lanjutan Tabel/Continued Table 3.11

Provinsi Province	Mei May	Juni June	Juli July	Agustus August
(1)	(6)	(7)	(8)	(9)
Aceh	83.520	84.328	80.580	79.306
Sumatera Utara	217.404	218.616	214.115	203.383
Sumatera Barat	194.725	188.234	191.802	187.236
Riau	146.394	148.572	146.302	131.728
Jambi	139.208	141.443	141.027	132.341
Sumatera Selatan	117.214	116.577	112.691	119.167
Bengkulu	114.554	117.411	116.378	109.897
Lampung	148.664	150.882	153.101	153.101
Kepulauan Bangka Belitung	202.568	201.716	203.051	200.434
Kepulauan Riau	-	-	-	-
Jawa Barat	-	-	-	-
Jawa Tengah	-	-	-	-
D.I. Yogyakarta	-	-	-	-
Jawa Timur	-	-	-	-
Banten	129.411	129.822	129.822	129.822
Bali	-	-	-	-
Nusa Tenggara Barat	-	-	-	-
Nusa Tenggara Timur	-	-	-	-
Kalimantan Barat	109.459	110.710	117.663	119.634
Kalimantan Tengah	89.122	89.881	89.122	89.122
Kalimantan Selatan	-	-	-	-
Kalimantan Timur	130.952	130.952	134.547	133.769
Sulawesi Utara	-	-	-	-
Sulawesi Tengah	-	-	-	-
Sulawesi Selatan	98.360	101.366	101.366	107.782
Sulawesi Tenggara	-	-	-	-
Gorontalo	-	-	-	-
Sulawesi Barat	105.364	105.163	107.072	112.435
Maluku	-	-	-	-
Maluku Utara	-	-	-	-
Papua Barat	94.136	95.222	93.208	93.965
Papua	70.248	73.140	70.248	70.818
Nasional/National	128.900	129.649	129.535	127.879

Lanjutan Tabel/Continued Table 3.11

Provinsi <i>Province</i>	September <i>September</i>	Oktober <i>October</i>	November <i>November</i>	Desember <i>December</i>	Rata-rata <i>Average</i>
(1)	(10)	(11)	(12)	(13)	(14)
Aceh	80.130	84.932	85.649	94.742	83.278
Sumatera Utara	206.617	213.194	223.135	242.905	214.764
Sumatera Barat	191.076	195.583	214.455	223.156	194.032
Riau	130.560	133.408	145.162	153.510	139.684
Jambi	135.770	139.280	140.012	148.117	135.255
Sumatera Selatan	117.696	115.081	120.887	125.837	115.448
Bengkulu	113.591	113.512	114.520	120.014	111.666
Lampung	153.101	156.123	156.123	161.421	148.701
Kepulauan Bangka Belitung	207.672	202.744	202.744	200.412	200.643
Kepulauan Riau	-	-	-	-	-
Jawa Barat	-	-	-	-	-
Jawa Tengah	-	-	-	-	-
D.I. Yogyakarta	-	-	-	-	-
Jawa Timur	-	-	-	-	-
Banten	129.822	130.233	117.908	120.365	127.733
Bali	-	-	-	-	-
Nusa Tenggara Barat	-	-	-	-	-
Nusa Tenggara Timur	-	-	-	-	-
Kalimantan Barat	120.710	120.710	120.812	125.358	114.713
Kalimantan Tengah	92.917	97.928	98.010	112.337	92.683
Kalimantan Selatan	-	-	-	-	-
Kalimantan Timur	132.757	137.108	143.270	148.134	132.825
Sulawesi Utara	-	-	-	-	-
Sulawesi Tengah	-	-	-	-	-
Sulawesi Selatan	104.327	96.234	108.651	106.517	103.183
Sulawesi Tenggara	-	-	-	-	-
Gorontalo	-	-	-	-	-
Sulawesi Barat	112.216	114.056	118.966	120.609	109.360
Maluku	-	-	-	-	-
Maluku Utara	-	-	-	-	-
Papua Barat	93.965	90.240	91.099	91.099	93.412
Papua	70.818	68.011	68.659	70.798	68.561
Nasional/ <i>National</i>	129.044	129.905	133.533	139.137	128.585

SUBSEKTOR TANAMAN PERKEBUNAN

Tabel 3,12 Harga Produsen Pinang Menurut Provinsi (Rp/100 Kg), 2013
Table 3,12 Producer Price of Areca Nut by Province (Rp/100 Kg), 2013

Provinsi Province	Januari January	Februari February	Maret March	April April
(1)	(2)	(3)	(4)	(5)
Aceh	366.734	355.831	344.473	376.657
Sumatera Utara	188.997	193.345	200.944	202.562
Sumatera Barat	387.586	391.691	386.971	392.812
Riau	362.551	362.551	362.551	362.551
Jambi	323.664	326.329	328.834	331.966
Sumatera Selatan	340.000	340.000	340.000	340.000
Bengkulu	258.991	272.420	299.278	277.536
Lampung	348.985	348.985	340.754	324.292
Kepulauan Bangka Belitung	-	-	-	-
Kepulauan Riau	-	-	-	-
Jawa Barat	80.000	80.000	80.000	80.000
Jawa Tengah	-	-	-	-
D.I. Yogyakarta	-	-	-	-
Jawa Timur	-	-	-	-
Banten	444.400	444.400	444.400	440.568
Bali	-	-	-	-
Nusa Tenggara Barat	315.039	315.039	315.039	315.039
Nusa Tenggara Timur	1.004.442	964.118	964.118	964.118
Kalimantan Barat	261.075	273.331	290.001	290.001
Kalimantan Tengah	346.539	346.539	340.634	340.634
Kalimantan Selatan	597.276	597.276	597.276	597.276
Kalimantan Timur	-	-	-	-
Sulawesi Utara	-	-	-	-
Sulawesi Tengah	1.204.135	1.260.664	1.260.664	1.260.664
Sulawesi Selatan	-	-	-	-
Sulawesi Tenggara	-	-	-	-
Gorontalo	-	-	-	-
Sulawesi Barat	250.000	250.000	250.000	250.000
Maluku	-	-	-	-
Maluku Utara	485.067	485.067	485.067	485.067
Papua Barat	298.662	298.662	298.662	298.662
Papua	605.600	612.896	623.197	612.896
Nasional/National	423.487	425.957	427.643	427.165

Lanjutan Tabel/Continued Table 3.12

Provinsi Province	Mei May	Juni June	Juli July	Agustus August
(1)	(6)	(7)	(8)	(9)
Aceh	364.883	371.555	355.856	355.856
Sumatera Utara	196.230	199.114	199.722	221.325
Sumatera Barat	387.716	401.113	390.661	392.157
Riau	362.551	392.764	392.764	392.764
Jambi	326.854	328.323	316.597	327.239
Sumatera Selatan	340.000	340.000	340.000	340.000
Bengkulu	287.611	257.367	227.716	261.536
Lampung	309.728	309.728	313.814	297.470
Kepulauan Bangka Belitung	-	-	-	-
Kepulauan Riau	-	-	-	-
Jawa Barat	80.000	80.000	80.000	80.000
Jawa Tengah	-	-	-	-
D.I. Yogyakarta	-	-	-	-
Jawa Timur	-	-	-	-
Banten	440.568	440.568	440.568	440.568
Bali	-	-	-	-
Nusa Tenggara Barat	315.039	315.039	315.039	315.039
Nusa Tenggara Timur	889.955	885.873	892.339	892.339
Kalimantan Barat	273.894	278.691	273.117	264.446
Kalimantan Tengah	343.360	343.360	343.360	346.085
Kalimantan Selatan	597.276	597.276	597.276	597.276
Kalimantan Timur	-	-	-	-
Sulawesi Utara	-	-	-	-
Sulawesi Tengah	1.260.664	1.260.664	1.260.664	1.260.664
Sulawesi Selatan	-	-	-	-
Sulawesi Tenggara	-	-	-	-
Gorontalo	-	-	-	-
Sulawesi Barat	250.000	250.000	250.000	250.000
Maluku	-	-	-	-
Maluku Utara	505.675	505.675	505.675	505.675
Papua Barat	298.662	298.662	301.427	301.427
Papua	618.046	611.179	621.902	621.902
Nasional/National	422.436	423.347	420.925	423.188

SUBSEKTOR TANAMAN PERKEBUNAN

Lanjutan Tabel/Continued Table 3.12

Provinsi Province	September September	Oktober October	November November	Desember December	Rata-rata Average
<i>(1)</i>	<i>(10)</i>	<i>(11)</i>	<i>(12)</i>	<i>(13)</i>	<i>(14)</i>
Aceh	331.081	348.414	382.602	396.304	362.520
Sumatera Utara	214.207	217.455	221.407	231.928	207.270
Sumatera Barat	392.906	391.783	398.903	420.993	394.608
Riau	392.764	362.551	392.764	422.976	380.175
Jambi	321.275	341.782	348.216	368.368	332.454
Sumatera Selatan	340.000	340.000	340.000	340.000	340.000
Bengkulu	276.312	285.111	290.478	287.812	273.514
Lampung	313.814	278.835	262.686	273.923	310.251
Kepulauan Bangka Belitung	-	-	-	-	-
Kepulauan Riau	-	-	-	-	-
Jawa Barat	80.000	80.000	80.000	80.000	80.000
Jawa Tengah	-	-	-	-	-
D.I. Yogyakarta	-	-	-	-	-
Jawa Timur	-	-	-	-	-
Banten	407.933	407.933	407.933	407.933	430.648
Bali	-	-	-	-	-
Nusa Tenggara Barat	315.039	315.039	315.039	315.039	315.039
Nusa Tenggara Timur	890.945	933.353	933.353	933.353	929.026
Kalimantan Barat	264.446	264.446	264.446	271.210	272.425
Kalimantan Tengah	346.085	346.085	343.814	343.814	344.192
Kalimantan Selatan	597.276	597.276	597.276	597.276	597.276
Kalimantan Timur	-	-	-	-	-
Sulawesi Utara	-	-	-	-	-
Sulawesi Tengah	1.260.664	1.311.090	1.311.090	1.311.090	1.268.560
Sulawesi Selatan	-	-	-	-	-
Sulawesi Tenggara	-	-	-	-	-
Gorontalo	-	-	-	-	-
Sulawesi Barat	250.000	250.000	250.000	250.000	250.000
Maluku	-	-	-	-	-
Maluku Utara	505.675	505.675	505.675	505.675	498.806
Papua Barat	298.662	298.662	315.826	315.826	-
Papua	736.462	765.921	765.921	788.942	665.405
Nasional/National	426.777	432.071	436.371	443.123	434.325

DATA

Mencerdaskan Bangsa

<http://www.bps.go.id>



Badan Pusat Statistik

Jl. Dr. Sutomo No. 6-8, Kotak Pos 1003, Jakarta - 10010

Telepon : 3841195, 3842508, 3810291 - 5

telex : 45159, 45169, 45375, 45385

Fax : 3857046, E-mail : bpsHQ@bps.go.id

Homepage : <http://www.bps.go.id>

