



Katalog BPS: 8202002

BULETIN
STATISTIK PERDAGANGAN LUAR NEGERI
FOREIGN TRADE STATISTICAL BULLETIN

EKSPOR/EXPORTS

MENURUT KELOMPOK KOMODITI DAN NEGARA
FEBRUARI 2014



BADAN PUSAT STATISTIK

BULETIN
STATISTIK PERDAGANGAN LUAR NEGERI
FOREIGN TRADE STATISTICAL BULLETIN

EKSPOR/EXPORTS

MENURUT KELOMPOK KOMODITI DAN NEGARA
FEBRUARI 2014



Buletin Statistik Perdagangan Luar Negeri
Foreign Trade Statistical Bulletin

EKSPOR /EXPORTS

ISSN : 0216-5775

No. Publikasi / *Publication Number* : 06110. 1412

Katalog BPS / *BPS Catalogue*: 8202002

Ukuran Buku / *Book Size* : 21 Cm X 29 Cm

Jumlah Halaman / *Total Pages* : 117 Halaman / *Pages*

Naskah / *Manuscript* :

Subdirektorat Statistik Ekspor

Export Statistics Subdirectorate

Penyunting / *Editor* : Rini Kusumastuti
Kanti Sulihwangi

Penyusun / *Author* : Fifi Nofrida
Purwaningsih
Realita Eschachasthi

Gambar Kulit / *Cover Design* :

Subdirektorat Statistik Ekspor

Export Statistics Subdirectorate

Diterbitkan oleh / *Published by* :

Badan Pusat Statistik - Indonesia / *Statistics Indonesia*

Dicetak oleh / *Printed by* :

CV Tapasuma Ratu Agung

Boleh dikutip dengan menyebut sumbernya

May be cited with reference to the source

KATA PENGANTAR

Buletin Statistik Perdagangan Luar Negeri Ekspor yang diterbitkan secara bulanan oleh Badan Pusat Statistik (BPS) ini, memuat data ekspor menurut sektor yaitu mencakup perkembangan ekspor komoditas pertanian, industri dan pertambangan dan perkembangan ekspor Indonesia menurut negara tujuan. Angka ekspor yang disajikan adalah angka ekspor kumulatif, mulai dari Januari 2014 sampai dengan bulan berjalan pada tahun yang sama.

Buletin Ekspor ini juga memuat ulasan ringkas tentang perbandingan, pertumbuhan, peranan ekspor yang cukup menonjol atau signifikan. Diharapkan buletin ini dapat membantu para pengguna data, utamanya pengguna data ekspor dalam menyusun perencanaan dan kebijakan yang terkait dengan masalah ekspor atau perekonomian lainnya.

Kepada pengguna data diharapkan dapat memberikan saran dan kritik yang konstruktif guna perbaikan buletin ini untuk masa yang akan datang dan peningkatan layanan masyarakat yang harus dilakukan oleh BPS. Akhirnya, ucapan terima kasih kami sampaikan kepada semua pihak yang telah memungkinkan buletin ini dapat diterbitkan. Semoga bermanfaat.

Jakarta, Juni 2014

BADAN PUSAT STATISTIK
KEPALA,

Dr. Suryamin

ISI / CONTENT

Halaman / Page

| | |
|---------------------------------------|---------|
| Kata Pengantar / <i>Preface</i> | iii |
| Isi / <i>Content</i> | iv |
| Ringkasan / <i>Highlight</i> | v - xiv |

Tabel-tabel / Tables

| | |
|--|---|
| Tabel 1. Ringkasan Perkembangan Ekspor Indonesia | 1 |
| Tabel 2. Perkembangan Ekspor Komoditi Pertanian | 1 |
| Tabel 3. Perkembangan Ekspor Komoditi Industri | 2 |
| Tabel 4. Perkembangan Ekspor Komoditi Pertambangan | 4 |
| Tabel 5. Perkembangan Ekspor Indonesia Menurut Komoditi dan Negara Tujuan | 5 |

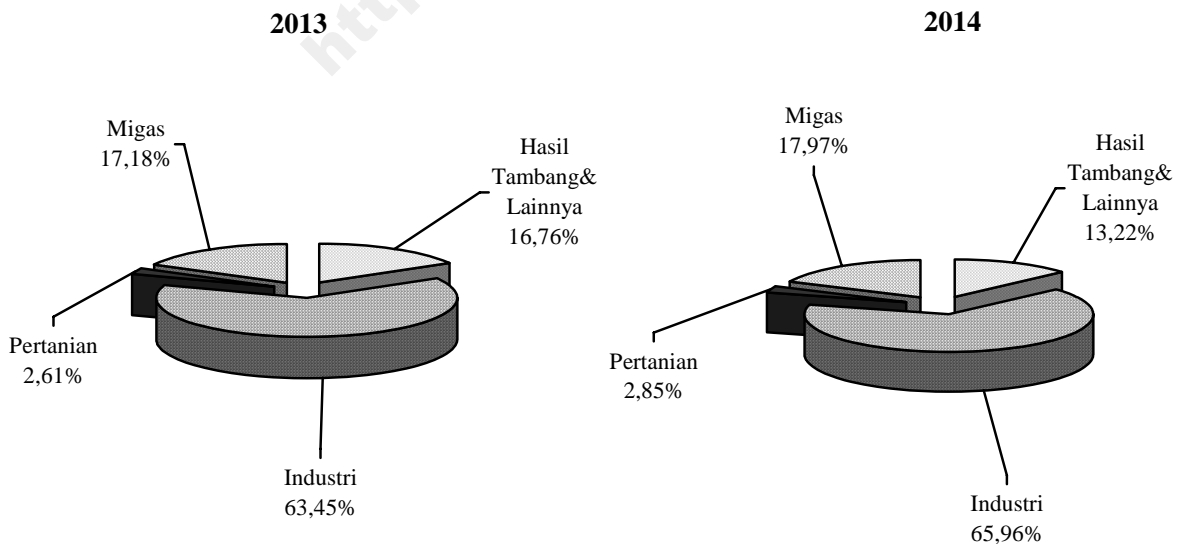
RINGKASAN

Ekspor Indonesia pada periode Januari – Februari 2014 mencapai nilai US\$29.106,4 juta dengan volume 92.554,1 ribu ton, yang terdiri dari US\$5.230,8 juta hasil ekspor minyak dan gas bumi dan US\$23.875,6 juta hasil ekspor komoditi non migas.

Dibandingkan periode yang sama tahun 2013, nilai ekspor turun US\$1.284,7 juta, karena adanya peningkatan ekspor migas senilai US\$9,6 juta sedangkan dari kelompok nonmigas mengalami penurunan sebesar US\$1.294,3 juta atau turun 5,14

persen dibanding periode yang sama tahun sebelumnya. Dengan demikian, diperlihatkan bahwa penerimaan dari sektor migas masih bisa diharapkan, karena perkembangan harga di pasaran internasional menunjukkan perkembangan yang fluktuatif. Bulan Februari 2014 harga minyak mentah Indonesia US\$106,08 per barelnya, turun sebesar US\$8,78 per barel dibandingkan bulan Februari 2013.

**Grafik 1 : PERBANDINGAN NILAI EKSPOR INDONESIA PADA
JANUARI - FEBRUARI 2013 & 2014**

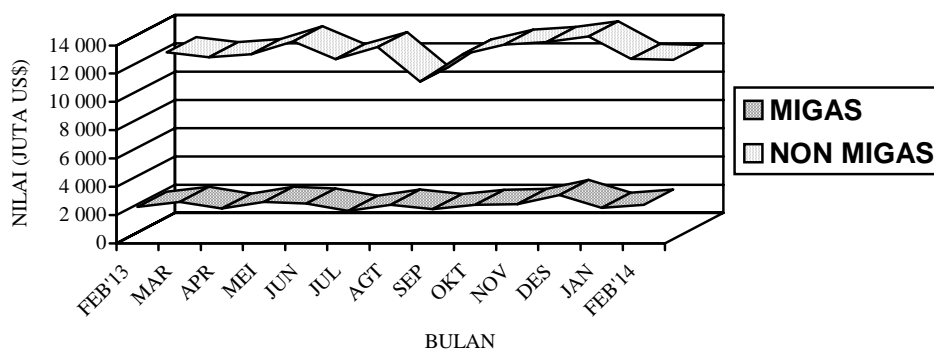


Pada Grafik 1 ditampilkan perbandingan nilai ekspor selama Periode Januari – Februari 2013 dan 2014. Sedangkan trend perkembangannya dari bulan Februari 2013 sampai dengan Februari 2014 disajikan pada Grafik 2, 3, dan 4. Nilai ekspor kelompok migas pada Januari – Februari 2013 senilai US\$5.221,2 juta yang terdiri dari minyak mentah, hasil minyak dan gas masing-masing senilai US\$1.513,2 juta, US\$707,3 juta, dan US\$3.000,7 juta. Sedangkan pada Januari - Februari 2014 nilai untuk

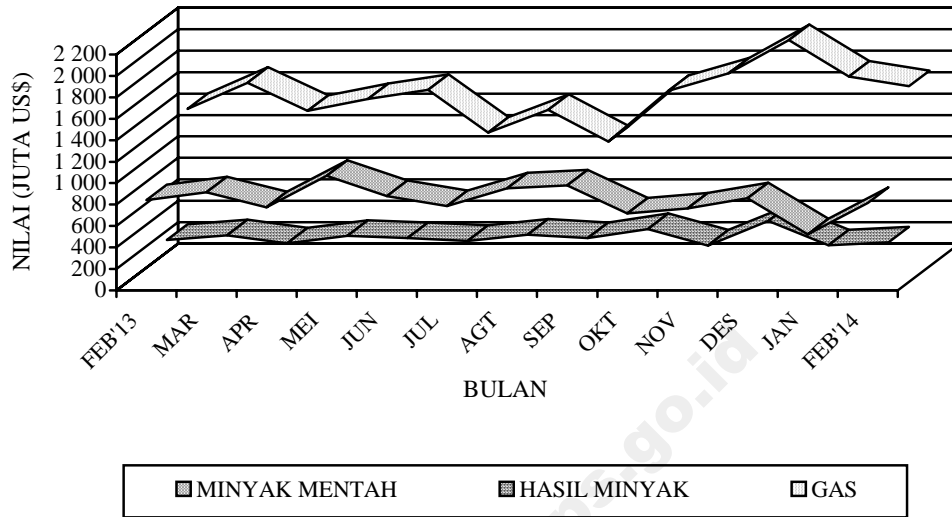
kelompok migas masing-masing sebesar US\$1.337,3 juta, US\$573,6 juta dan US\$3.320,0 juta.

Nilai ekspor untuk kelompok non migas yang terdiri dari hasil pertanian, industri serta hasil tambang dan lainnya pada bulan Januari – Februari 2013 masing-masing US\$793,1 juta, US\$19.282,3 juta, dan US\$5.094,6 juta. Sementara itu pada periode Januari - Februari 2014 masing-masing mencapai US\$830,5 juta, US\$19.198,7 juta, dan US\$3.846,4 juta.

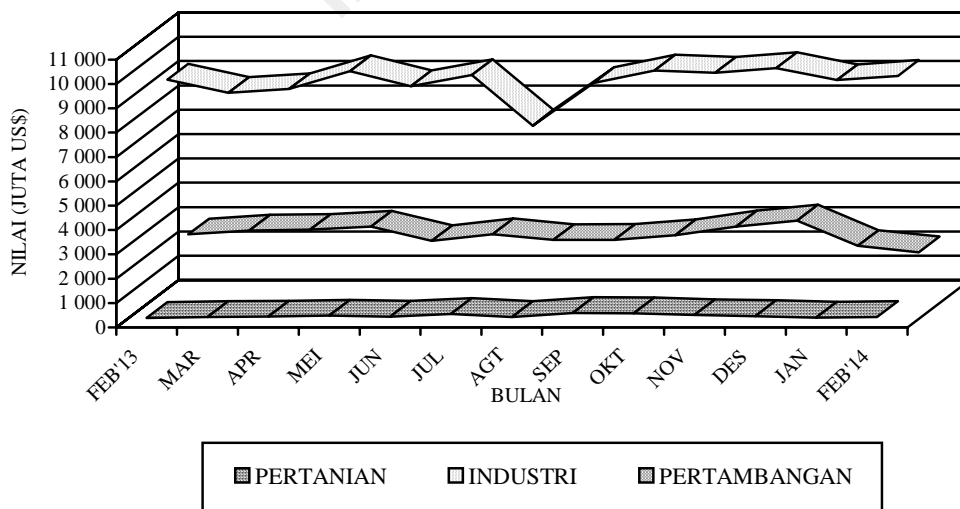
Grafik 2 : PERKEMBANGAN NILAI EKSPOR MIGAS DAN NON MIGAS SELAMA FEBRUARI 2013 SAMPAI DENGAN FEBRUARI 2014



**Grafik 3 : PERKEMBANGAN NILAI EKSPOR KOMODITI MIGAS
SELAMA FEBRUARI 2013 SAMPAI DENGAN FEBRUARI 2014**



**Grafik 4 : PERKEMBANGAN NILAI EKSPOR KOMODITI NON MIGAS
SELAMA FEBRUARI 2013 SAMPAI DENGAN FEBRUARI 2014**



**Tabel A. RINGKASAN EKSPOR NON MIGAS INDONESIA
(JUTA US\$)**

| Tahun dan Bulan | Hasil sektor pertanian | Hasil sektor industri | Hasil sektor tambang | Total |
|------------------------|-------------------------------|------------------------------|-----------------------------|--------------|
| [1] | [2] | [3] | [4] | [5] |
| 2012 | | | | |
| Februari | 435,0 | 9 423,0 | 2 482,0 | 12 340,0 |
| Maret | 426,6 | 10 308,2 | 3 030,7 | 13 765,4 |
| April | 385,2 | 9 267,7 | 2 959,5 | 12 612,5 |
| Mei | 450,6 | 9 640,3 | 3 013,8 | 13 104,7 |
| Juni | 449,5 | 9 700,3 | 2 391,9 | 12 541,8 |
| Juli | 539,2 | 10 304,9 | 2 321,3 | 13 165,4 |
| Agustus | 417,5 | 8 695,5 | 2 151,0 | 11 264,0 |
| September | 604,8 | 10 251,1 | 2 271,7 | 13 127,6 |
| Oktober | 560,6 | 9 581,5 | 2 527,3 | 12 669,4 |
| November | 498,4 | 10 354,2 | 2 747,3 | 13 599,9 |
| Desember | 419,7 | 9 209,6 | 2 797,7 | 12 427,0 |
| 2013 | | | | |
| Januari | 404,8 | 9 749,0 | 2 568,1 | 12 721,8 |
| Februari | 388,3 | 9 533,2 | 2 526,4 | 12 448,1 |
| Maret | 423,6 | 8 987,7 | 2 685,2 | 12 096,3 |
| April | 445,3 | 9 145,5 | 2 718,1 | 12 308,9 |
| Mei | 485,3 | 9 877,3 | 2 844,5 | 13 207,1 |
| Juni | 438,0 | 9 263,2 | 2 257,3 | 11 958,5 |
| Juli | 553,0 | 9 717,8 | 2 534,5 | 12 805,3 |
| Agustus | 425,7 | 7 642,4 | 2 295,1 | 10 363,2 |
| September | 591,6 | 9 395,0 | 2 305,5 | 12 292,1 |
| Oktober | 582,6 | 9 903,0 | 2 497,5 | 12 983,1 |
| November | 510,8 | 9 811,6 | 2 849,3 | 13 171,7 |
| Desember | 463,9 | 10 004,3 | 3 094,5 | 13 562,7 |
| 2014 | | | | |
| Januari | 401,8 | 9 513,3 | 2 055,6 | 11 970,6 |
| Februari | 428,8 | 9 685,4 | 1 790,8 | 11 904,9 |

Dipandang dari negara tujuan ekspor (Tabel B), pada bulan Februari 2014 kelompok migas yang ditujukan ke kawasan Asia Timur dan Australia dan Oceania sebesar US\$1.736,8 juta dan US\$138,9 juta memperlihatkan peningkatan dibanding tahun 2013. Negara yang memperlihatkan peningkatan ekspor kelompok migas adalah China dengan persentase peningkatan sebesar 51,21 persen, dan Malaysia dengan

persentase peningkatan sebesar 11,02 persen. Sedangkan Jepang, Thailand, dan Singapura memperlihatkan penurunan dibanding tahun 2013, dengan persentase penurunan masing-masing sebesar 11,33 persen, 99,06 persen dan 0,26 persen. Dari Tabel B juga terlihat bahwa ekspor komoditi migas pada bulan Februari 2014 menunjukkan peningkatan menjadi US\$2.729,1 juta.

Tabel B : Perkembangan Ekspor Migas & Non Migas Indonesia Menurut Negara Tujuan, Februari 2013 & Februari 2014 (Juta US\$)

| Kawasan Negara Ekspor | Migas | | | Non Migas | | |
|---------------------------------------|----------------|----------------|-----------------|-----------------|-----------------|---------------|
| | Februari 2013 | Februari 2014 | Perubahan (%) | Februari 2013 | Februari 2014 | Perubahan (%) |
| • Asia Timur | 1 664,5 | 1 736,8 | 4,34 | 4 189,0 | 3 749,4 | -10,49 |
| - Jepang | 989,8 | 877,7 | -11,33 | 1 368,8 | 1 142,4 | -16,54 |
| - China | 74,2 | 112,2 | 51,21 | 1 819,5 | 1 588,2 | -12,71 |
| • Asia Selatan & Tenggara | 805,7 | 758,6 | -5,85 | 4 019,8 | 3 465,1 | -13,80 |
| - Thailand | 74,5 | 0,7 | -99,06 | 454,5 | 420,4 | -7,50 |
| - Singapura | 497,2 | 495,9 | -0,26 | 1 079,2 | 825,2 | -23,54 |
| - Philipina | 0,1 | 0,1 | 0,00 | 287,1 | 271,1 | -5,57 |
| - Malaysia | 233,3 | 259,0 | 11,02 | 644,0 | 507,1 | -21,26 |
| • Asia Barat | 0,0 | 0,1 | - | 494,8 | 593,2 | 19,89 |
| • Afrika | 0,1 | 0,0 | -100,00 | 448,9 | 591,5 | 31,77 |
| • Australia & Oceania | 58,6 | 138,9 | 137,03 | 301,3 | 324,5 | 7,70 |
| • Amerika Utara | 38,5 | 76,4 | 98,44 | 1 227,7 | 1 338,5 | 9,03 |
| - Amerika Serikat | 38,5 | 76,4 | 98,44 | 1 161,4 | 1 277,9 | 10,03 |
| • Amerika Tengah & Selatan | 0,0 | 0,0 | - | 231,9 | 315,8 | 36,18 |
| • Eropa Barat | 0,2 | 18,3 | 9 050,00 | 1 342,1 | 1 306,5 | -2,65 |
| • Eropa Timur | 0,0 | 0,0 | - | 192,6 | 220,4 | 14,43 |
| Total Ekspor | 2 567,6 | 2 729,1 | 6,29 | 12 448,1 | 11 904,9 | -4,36 |

Pada kelompok non migas nilai ekspor mengalami penurunan hingga menjadi US\$11.904,9 juta. Penurunan terbesar terjadi ke negara Singapura sebesar 23,54 persen.

Pada tabel 1 disajikan ekspor menurut sektor. Disini terlihat bahwa perolehan devisa terbesar pada periode Januari – Februari 2014 berasal dari sektor industri dengan nilai US\$19.198,7 juta atau sekitar 65,96 persen dari total ekspor, sedangkan pada periode Januari – Februari 2013 juga berasal dari sektor industri dengan nilai US\$19.282,3 juta atau sekitar 63,45 persen dari total ekspor. Dibandingkan periode yang sama tahun sebelumnya, sektor industri mengalami penurunan 0,43 persen.

Pada tabel 2 disajikan perkembangan ekspor komoditi hasil pertanian, selama periode Januari – Februari 2014, komoditi andalan sektor pertanian antara lain udang segar/beku dengan nilai US\$269,5 juta (32,45 persen); ikan dan lain-lain dengan nilai US\$142,1 juta (17,11 persen); kopi dengan nilai US\$119,9 juta (14,44 persen); rempah-rempah dengan nilai US\$56,7 juta (6,83 persen); buah-buahan dengan nilai US\$40,7 juta (4,90 persen); biji coklat dengan nilai US\$39,0 juta (4,70 persen); bahan nabati lainnya dengan nilai US\$30,1 juta (3,62 persen); biji-bijian dengan nilai

US\$21,0 juta (2,53 persen); teh dengan nilai US\$20,5 juta (2,47 persen); damar dan getah damar dengan nilai US\$15,3 juta (1,84 persen).

Pada tabel 3 disajikan perkembangan ekspor komoditi hasil industri, selama periode Januari – Februari 2014, komoditi andalan sektor industri antara lain minyak nabati dengan nilai US\$3.098,9 juta (16,14 persen); tekstil dengan nilai US\$2.149,7 juta (11,20 persen); alat listrik, ukur, fotografi, dll dengan nilai US\$1.684,1 juta (8,77 persen); karet alam olahan dengan nilai US\$1.380,4 juta (7,19 persen); barang dari logam tidak mulia dengan nilai US\$1.327,1 juta (6,91 persen); makanan olahan dengan nilai US\$975,9 juta (5,08 persen); bahan kimia dengan nilai US\$678,0 juta (3,53 persen); kertas dan barang dari kertas dengan nilai US\$626,4 juta (3,26 persen); kayu olahan dengan nilai US\$623,1 juta (3,25 persen); asam berlemak dengan nilai US\$354,7 juta (1,85 persen).

Pada tabel 4 disajikan perkembangan ekspor komoditi hasil pertambangan, selama periode Januari – Februari 2014, komoditi andalan sektor pertambangan antara lain batu bara dengan nilai US\$3.525,5 juta (91,66 persen) dan biji tembaga dengan nilai US\$137,4 juta (3,57 persen). Ekspor batu bara mengalami penurunan 14,90 persen

dibanding periode yang sama tahun sebelumnya, demikian juga biji tembaga mengalami penurunan sebesar 68,41 persen.

Perkembangan ekspor Indonesia menurut komoditi dan negara tujuan yang disajikan pada Tabel 5, memperlihatkan bahwa ekspor selama ini lebih banyak bertumpu pada 15 komoditi utama, (ringkasan disajikan pada Tabel C yang diurut menurut nilai ekspor). Lima belas komoditi tersebut pada periode Januari – Februari 2014 menyumbang sekitar 60,41 persen dari ekspor non migas.

Batubara mempunyai nilai US\$3.525,5 juta, turun US\$617,5 juta dari tahun lalu, komoditi ini menyumbang sekitar 14,77 persen ekspor non migas nasional pada periode Januari – Februari 2014. Nilai ekspor barang dari minyak kelapa sawit selama periode Januari – Februari 2014 turun US\$443,8 juta menjadi US\$2.668,2 juta.

Pada periode Januari – Februari 2014 nilai ekspor pakaian jadi sebesar US\$1.285,6 juta, yang turun dibanding tahun lalu sebesar US\$1,1 juta atau turun sekitar 0,08 persen. Komoditi alat listrik diekspor dengan nilai US\$1.049,5 juta atau turun 2,67 persen, crumb rubber diekspor dengan nilai US\$975,4 juta atau sekitar 4,09 persen dari perolehan devisa non migas.

Selama periode Januari – Februari 2014, alas kaki (kulit, karet dan kanvas) nilai ekspornya mencapai US\$636,8 juta, sedangkan tahun sebelumnya senilai US\$621,5 juta, atau terjadi peningkatan sekitar US\$15,4 juta (2,48 persen). Kertas dan barang dari kertas nilai ekspornya naik US\$37,1 juta (6,29 persen) menjadi US\$626,4 juta.

Perolehan devisa dari bahan kimia organik pada periode Januari – Februari 2014 diekspor dengan nilai US\$589,5 juta atau sekitar 2,47 persen dari kelompok non migas. Besi/baja pada periode Januari – Februari 2014 diekspor dengan nilai US\$536,7 juta sedangkan tahun sebelumnya US\$457,2 juta.

Audio visual nilai ekspornya turun US\$146,0 juta menjadi US\$509,7 juta. Sedangkan nilai ekspor kendaraan bermotor roda 4 atau lebih dalam periode Januari – Februari 2014 naik 8,82 persen menjadi US\$453,6 juta. Damar tiruan, bahan plastik nilai ekspornya naik US\$46,7 juta menjadi US\$447,2 juta. Kayu lapis nilai ekspornya naik US\$60,3 juta menjadi US\$382,8 juta. Barang dari karet nilai ekspornya turun US\$14,5 juta menjadi US\$373,8 juta. Emas batangan nilai ekspornya naik US\$127,4 juta menjadi US\$362,6 juta.

**Tabel C : Ekspor Utama Barang Bukan Migas
Periode Januari – Februari, 2013 dan 2014**

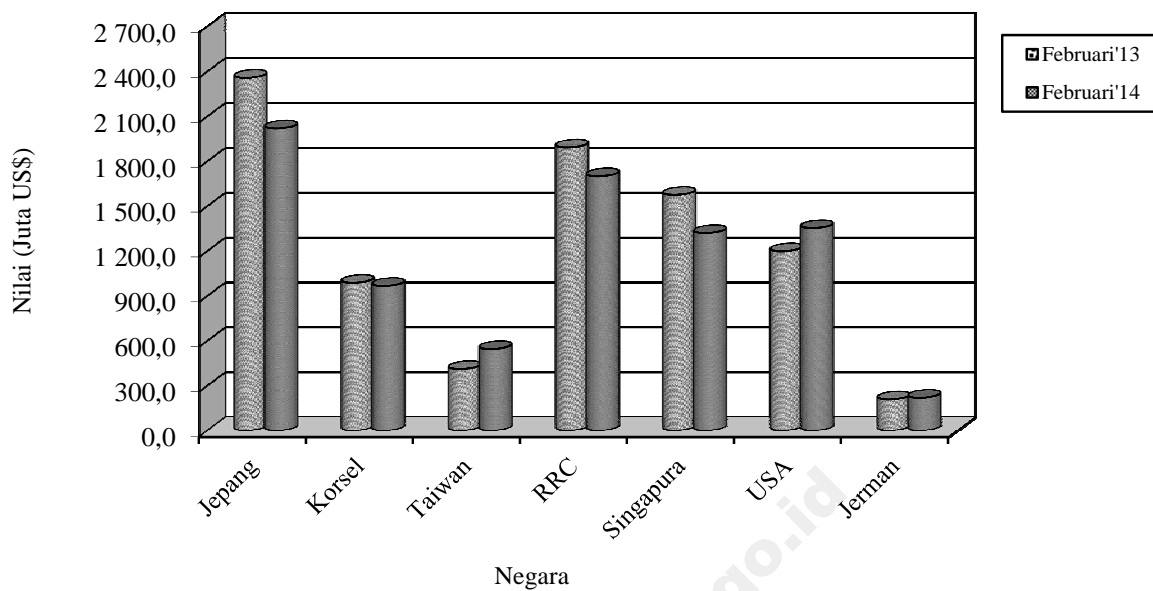
| Komoditi | Nilai FOB (Juta US\$) | | Perubahan | | % Peran 2014 (Terhadap Non Migas) |
|--|-----------------------|-----------------|---------------|--------------|--------------------------------------|
| | 2013 | 2014 | Absolut | Persen | |
| Batu Bara | 4 143,0 | 3 525,5 | -617,5 | -14,90 | 14,77 |
| Minyak Kelapa Sawit | 3 112,0 | 2 668,2 | -443,8 | -14,26 | 11,18 |
| Pakaian Jadi | 1 286,7 | 1 285,6 | -1,1 | -0,08 | 5,38 |
| Alat Listrik | 1 078,3 | 1 049,5 | -28,8 | -2,67 | 4,40 |
| Crumb Rubber | 1 121,2 | 975,4 | -145,8 | -13,00 | 4,09 |
| Alas Kaki (Kulit,Karet dan Kanvas) | 621,5 | 636,8 | 15,4 | 2,48 | 2,67 |
| Kertas dan Barang dari Kertas | 589,4 | 626,4 | 37,1 | 6,29 | 2,62 |
| Bahan Kimia Organik | 427,1 | 589,5 | 162,4 | 38,02 | 2,47 |
| Besi/Baja | 457,2 | 536,7 | 79,5 | 17,38 | 2,25 |
| Audio Visual | 655,7 | 509,7 | -146,0 | -22,26 | 2,13 |
| Kendaraan Bermotor Roda 4 atau Lebih | 416,9 | 453,6 | 36,8 | 8,82 | 1,90 |
| Damar Tiruan, Bahan Plastik | 400,5 | 447,2 | 46,7 | 11,66 | 1,87 |
| Kayu Lapis | 322,5 | 382,8 | 60,3 | 18,68 | 1,60 |
| Barang dari Karet | 388,4 | 373,8 | -14,5 | -3,74 | 1,57 |
| Emas Batangan | 235,2 | 362,6 | 127,4 | 54,14 | 1,52 |
| Total Komoditi Utama | 15 255,6 | 14 423,5 | -832,1 | -5,45 | 60,41 |

Nilai ekspor periode Januari – Februari 2014, menurut negara kelompok ekonomi, ke kelompok negara APEC adalah yang terbesar yaitu mencapai 72,77 persen dari total ekspor yaitu US\$21.181,0 juta, diantaranya US\$6.340,5 juta ke ASEAN dan US\$2.931,8 juta ke NAFTA. Sementara nilai ekspor ke Uni Eropa sebesar 9,81 persen (US\$2.855,1 juta) dan ke Timur Tengah sebesar 4,17 persen (US\$1.214,0 juta). Ditinjau dari perkembangannya, nilai ekspor ke negara-negara APEC turun 3,66 persen dibanding keadaan tahun 2013 yang terdiri dari penurunan ekspor menuju ASEAN sebesar 11,52 persen, Jepang sebesar 15,07 persen, dan menuju Korea Selatan turun sebesar 10,11 persen. Sementara menuju NAFTA terjadi peningkatan sebesar 6,10 persen

Nilai ekspor periode Januari – Februari 2014, menuju tujuh negara tujuan utama yaitu Jepang, Korea Selatan, Taiwan, RR China, Singapura, Amerika dan Jerman mencapai sebesar US\$16.398,1 juta atau sekitar 56,34 persen dari total ekspor. Dibandingkan periode tahun sebelumnya nilai ini turun US\$752,3 juta atau sekitar 4,39 persen.

Selain tujuh negara tujuan utama di atas, negara tujuan yang membeli produk nasional di atas US\$ 100 juta pada bulan Februari 2014 antara lain Hongkong, Malaysia dan Australia masing-masing dengan nilai US\$250,6 juta, US\$766,1 juta dan US\$390,6 juta. Sedangkan dari kawasan Eropa antara lain ke Belanda dan Inggris masing-masing dengan nilai US\$358,0 juta dan US\$129,5 juta.

Grafik 5: EKSPOR INDONESIA MENURUT NEGARA TUJUAN UTAMA BULAN FEBRUARI 2013 & 2014



Perbandingan nilai ekspor bulan Januari 2013 dan 2014 ke beberapa negara tertentu disajikan pada Grafik 5.

TABEL 1. RINGKASAN PERKEMBANGAN EKSPOR INDONESIA

| JENIS BARANG | BERAT BERSIH (RIBU TON) | | PERUB | NILAI FOB (JUTA US \$) | | PERUB |
|---------------------|-------------------------|-----------------|---------------|------------------------|-----------------|--------------|
| | JAN-FEB 2013 | JAN-FEB 2014 | % | JAN-FEB 2013 | JAN-FEB 2014 | % |
| | (1) | (2) | (3) | (4) | (5) | (6) |
| TOTAL EKSPOR | 109 523,7 | 92 554,1 | -15,49 | 30 391,1 | 29 106,4 | -4,23 |
| MIGAS | 6 958,5 | 6 696,3 | -3,77 | 5 221,2 | 5 230,8 | 0,18 |
| MINYAK MENTAH | 1 886,8 | 1 734,8 | -8,06 | 1 513,2 | 1 337,3 | -11,63 |
| HASIL MINYAK | 940,1 | 842,2 | -10,41 | 707,3 | 573,6 | -18,91 |
| GAS ALAM | 4 131,6 | 4 119,3 | -0,30 | 3 000,7 | 3 320,0 | 10,64 |
| NON MIGAS | 102 565,3 | 85 857,8 | -16,29 | 25 169,9 | 23 875,6 | -5,14 |
| HASIL PERTANIAN | 480,2 | 411,3 | -14,35 | 793,1 | 830,5 | 4,72 |
| HASIL INDUSTRI | 11 931,8 | 11 871,2 | -0,51 | 19 282,3 | 19 198,7 | -0,43 |
| HASIL TAMBANG | 90 153,0 | 73 574,9 | -18,39 | 5 091,1 | 3 844,7 | -24,48 |
| LAINNYA | 0,2 | 0,3 | 45,54 | 3,4 | 1,7 | -50,67 |

TABEL 2. PERKEMBANGAN EKSPOR KOMODITI HASIL PERTANIAN

| JENIS BARANG | BERAT BERSIH (TON) | | PERUB | NILAI FOB (RIBU US \$) | | PERUB |
|------------------------------------|--------------------|----------------|---------------|------------------------|----------------|-------------|
| | JAN-FEB 2013 | JAN-FEB 2014 | % | JAN-FEB 2013 | JAN-FEB 2014 | % |
| | (1) | (2) | (3) | (4) | (5) | (6) |
| TOTAL PERTANIAN | 480 248 | 411 349 | -14,35 | 793 055 | 830 514 | 4,72 |
| KARET ALAM | 1 040 | 1 201 | 15,52 | 2 374 | 2 052 | -13,57 |
| KOPI | 65 160 | 52 011 | -20,18 | 162 237 | 119 903 | -26,09 |
| UDANG SEGAR/BEKU | 17 342 | 21 881 | 26,17 | 158 383 | 269 492 | 70,15 |
| TEH | 11 209 | 10 859 | -3,12 | 24 961 | 20 505 | -17,85 |
| REMPAH-REMPAH | 13 048 | 13 484 | 3,35 | 71 029 | 56 692 | -20,19 |
| -LADA HITAM | 3 408 | 1 253 | -63,25 | 20 776 | 9 008 | -56,64 |
| -LADA PUTIH | 1 950 | 1 382 | -29,12 | 16 780 | 13 380 | -20,26 |
| -KAYU MANIS DAN BUNGANYA | 3 057 | 3 244 | 6,12 | 4 242 | 6 149 | 44,95 |
| -BIJI PALA & BUNGANYA DAN KAPULAGA | 3 145 | 2 781 | -11,58 | 22 885 | 17 356 | -24,16 |
| -PANILI | 47 | 8 | -83,00 | 974 | 325 | -66,59 |
| -LAINNYA | 1 440 | 4 816 | 234,45 | 5 373 | 10 474 | 94,96 |
| TEBAKAU | 3 544 | 3 437 | -3,01 | 12 775 | 12 301 | -3,71 |
| BIJI COKLAT | 31 130 | 16 889 | -45,75 | 66 052 | 39 004 | -40,95 |
| IKAN DAN LAIN-LAIN | 93 922 | 90 274 | -3,88 | 146 163 | 142 070 | -2,80 |
| -IKAN TONGKOL/TUNA | 14 647 | 8 578 | -41,43 | 40 295 | 24 578 | -39,01 |
| -UBUR-UBUR | 1 564 | 654 | -58,17 | 4 544 | 3 291 | -27,57 |
| -KEPITING, KERANG-KERANGAN | 16 009 | 14 148 | -11,63 | 36 752 | 46 421 | 26,31 |
| -BEKICOT | 426 | 397 | -6,62 | 767 | 838 | 9,28 |
| -IKAN LAINNYA | 61 276 | 66 496 | 8,52 | 63 805 | 66 942 | 4,92 |
| BIJI-BIJIAN | 45 283 | 35 281 | -22,09 | 6 855 | 21 006 | 206,42 |
| -BIJI BUNGA | 1 | 0 | -83,88 | 501 | 520 | 3,81 |
| -BIJI KAPAS | 206 | 200 | -2,70 | 49 | 50 | 1,83 |
| -BIJI LAINNYA | 45 077 | 35 081 | -22,17 | 6 305 | 20 436 | 224,11 |
| BULU BEBEK | 160 | 144 | -10,12 | 250 | 195 | -22,05 |
| DAMAR DAN GETAH DAMAR | 16 357 | 6 838 | -58,20 | 19 371 | 15 266 | -21,19 |
| KOPAL DAN LAIN-LAIN | 5 090 | 4 319 | -15,14 | 5 293 | 4 805 | -9,23 |
| SAYUR-SAYURAN | 12 128 | 6 783 | -44,07 | 7 114 | 5 510 | -22,54 |
| BUAH-BUAHAN | 46 560 | 48 495 | 4,16 | 35 413 | 40 688 | 14,90 |
| KULIT KERANG DAN LAIN-LAIN | 1 480 | 2 030 | 37,17 | 1 279 | 1 857 | 45,17 |
| TANAMAN OBAT | 1 841 | 1 930 | 4,80 | 3 175 | 4 234 | 33,38 |

TABEL 2. PERKEMBANGAN EKSOR KOMODITI HASIL PERTANIAN

| JENIS BARANG | BERAT BERSIH (TON) | | PERUB | NILAI FOB (RIBU US \$) | | PERUB |
|-------------------------|--------------------|--------------|--------|------------------------|--------------|--------|
| | JAN-FEB 2013 | JAN-FEB 2014 | % | JAN-FEB 2013 | JAN-FEB 2014 | % |
| (1) | (2) | (3) | (4) | (5) | (6) | (7) |
| BAHAN NABATI LAINNYA | 25 899 | 26 184 | 1,10 | 20 874 | 30 091 | 44,15 |
| -GANGGANG LAUT | 25 512 | 25 921 | 1,60 | 20 585 | 29 902 | 45,26 |
| -LAINNYA | 387 | 262 | -32,25 | 289 | 189 | -34,54 |
| HASIL PERTANIAN LAINNYA | 89 055 | 69 308 | -22,17 | 49 456 | 44 843 | -9,33 |
| -MUTIARA | 1 | 0 | -54,06 | 2 692 | 806 | -70,06 |
| -LAINNYA | 89 054 | 69 308 | -22,17 | 46 764 | 44 037 | -5,83 |

TABEL 3. PERKEMBANGAN EKSPOR KOMODITI HASIL INDUSTRI

| JENIS BARANG | BERAT BERSIH (TON) | | PERUB | NILAI FOB (RIBU US \$) | | PERUB |
|-----------------------------------|--------------------|-------------------|--------------|------------------------|-------------------|--------------|
| | JAN-FEB 2013 | JAN-FEB 2014 | % | JAN-FEB 2013 | JAN-FEB 2014 | % |
| (1) | (2) | (3) | (4) | (5) | (6) | (7) |
| TOTAL INDUSTRI | 11 931 819 | 11 871 184 | -0,51 | 19 282 262 | 19 198 687 | -0,43 |
| KAYU OLAHAN | 639 471 | 1 008 509 | 57,71 | 513 935 | 623 084 | 21,24 |
| -KAYU LAPIS | 304 436 | 376 264 | 23,59 | 322 545 | 382 807 | 18,68 |
| -KAYU GERGAJIAN | 5 223 | 9 944 | 90,41 | 5 655 | 7 601 | 34,40 |
| -KAYU OLAHAN LAIN | 329 813 | 622 301 | 88,68 | 185 734 | 232 676 | 25,27 |
| BARANG DARI LOGAM TIDAK MULIA | 466 937 | 383 717 | -17,82 | 1 588 036 | 1 327 095 | -16,43 |
| -TIMAH | 18 208 | 10 663 | -41,44 | 433 804 | 238 338 | -45,06 |
| -ALUMINIUM | 47 299 | 47 350 | 0,11 | 122 901 | 116 518 | -5,19 |
| -NIKEL | 16 237 | 16 460 | 1,38 | 179 354 | 144 583 | -19,39 |
| -BESI/BAJA | 271 940 | 264 173 | -2,86 | 457 180 | 536 652 | 17,38 |
| -TEMBAGA | 42 887 | 34 724 | -19,03 | 332 679 | 244 135 | -26,62 |
| -SENG | 1 252 | 1 975 | 57,80 | 1 325 | 1 989 | 50,14 |
| -LOGAM TIDAK MULIA LAIN | 69 115 | 8 371 | -87,89 | 60 793 | 44 880 | -26,18 |
| TEKSTIL | 323 838 | 353 747 | 9,24 | 2 119 613 | 2 149 691 | 1,42 |
| -PAKAIAN JADI | 76 243 | 75 810 | -0,57 | 1 286 657 | 1 285 593 | -0,08 |
| -KAIN TENUN | 41 929 | 40 868 | -2,53 | 262 410 | 259 675 | -1,04 |
| -TEKSTIL LAINNYA | 205 666 | 237 069 | 15,27 | 570 546 | 604 422 | 5,94 |
| KARET ALAM OLAHAN | 496 806 | 553 641 | 11,44 | 1 552 552 | 1 380 374 | -11,09 |
| -BARANG DARI KARET | 96 549 | 101 433 | 5,06 | 388 387 | 373 849 | -3,74 |
| -SHEET | 8 783 | 8 017 | -8,72 | 27 087 | 19 676 | -27,36 |
| -CRUMB RUBBER | 386 319 | 439 189 | 13,69 | 1 121 240 | 975 445 | -13,00 |
| -CREPE | 5 155 | 5 002 | -2,97 | 15 838 | 11 404 | -28,00 |
| MAKANAN TERNAK | 801 004 | 904 705 | 12,95 | 119 069 | 150 147 | 26,10 |
| -BUNGKIL KELAPA | 38 086 | 34 037 | -10,63 | 4 821 | 8 269 | 71,54 |
| -DEDAK/BEKATUL | 56 808 | 112 480 | 98,00 | 14 058 | 24 463 | 74,02 |
| -LAINNYA | 706 110 | 758 188 | 7,38 | 100 191 | 117 415 | 17,19 |
| MINYAK ATSIRI DAN LAINNYA | 14 300 | 16 330 | 14,20 | 84 911 | 94 632 | 11,45 |
| -MINYAK ATSIRI LAINNYA | 295 | 278 | -5,88 | 11 082 | 9 384 | -15,33 |
| -WANGI-WANGIAN DARI MINYAK ATSIRI | 14 005 | 16 053 | 14,62 | 73 829 | 85 248 | 15,47 |
| ROTAN OLAHAN | 53 | 19 | -63,09 | 138 | 21 | -84,56 |
| MINYAK NABATI | 4 676 695 | 3 703 101 | -20,82 | 3 476 331 | 3 098 915 | -10,86 |
| -MINYAK KELAPA SAWIT | 4 185 589 | 3 315 049 | -20,80 | 3 112 042 | 2 668 215 | -14,26 |
| -MINYAK BIJI KELAPA SAWIT | 322 260 | 234 113 | -27,35 | 234 850 | 249 701 | 6,32 |
| -MINYAK NABATI LAIN | 168 846 | 153 939 | -8,83 | 129 439 | 180 999 | 39,83 |
| ASAM BERLEMAK | 332 971 | 376 459 | 13,06 | 253 685 | 354 718 | 39,83 |
| -STEARIN | 64 326 | 63 649 | -1,05 | 58 572 | 60 383 | 3,09 |
| -ASAM BERLEMAK LAIN | 268 645 | 312 810 | 16,44 | 195 113 | 294 336 | 50,85 |

TABEL 3. PERKEMBANGAN EKSPOR KOMODITI HASIL INDUSTRI

| JENIS BARANG | BERAT BERSIH (TON) | | PERUB | NILAI FOB (RIBU US \$) | | PERUB |
|--------------------------------------|--------------------|--------------|----------|------------------------|--------------|--------|
| | JAN-FEB 2013 | JAN-FEB 2014 | % | JAN-FEB 2013 | JAN-FEB 2014 | % |
| | (1) | (2) | (3) | (4) | (5) | (6) |
| ALAT LISTRIK, UKUR, FOGRAFI, DLL | 95 379 | 91 165 | -4,42 | 1 830 092 | 1 684 110 | -7,98 |
| -ALAT LISTRIK | 73 308 | 67 003 | -8,60 | 1 078 313 | 1 049 514 | -2,67 |
| -DIODE TRANSISTOR | 109 | 179 | 63,84 | 27 028 | 29 908 | 10,65 |
| -AUDIO VISUAL | 20 630 | 17 430 | -15,51 | 655 674 | 509 706 | -22,26 |
| -FOTOGRAFI DAN OPTIK | 371 | 5 162 | 1 290,14 | 31 271 | 28 146 | -9,99 |
| -ALAT UKUR | 54 | 94 | 74,34 | 5 495 | 5 955 | 8,37 |
| -LONCENG, ARLOJI DAN BAGIANNYA | 907 | 1 298 | 43,07 | 32 311 | 60 881 | 88,42 |
| MAKANAN OLAHAN | 309 070 | 569 561 | 84,28 | 822 628 | 975 884 | 18,63 |
| -COKLAT OLAHAN | 30 026 | 45 345 | 51,02 | 93 963 | 164 364 | 74,93 |
| -GULA TETES | 19 767 | 198 888 | 906,15 | 2 776 | 22 261 | 701,86 |
| -KERUPUK UDANG | 1 230 | 1 532 | 24,55 | 2 707 | 3 768 | 39,19 |
| -BUAH/SAYURAN OLAHAN | 70 305 | 133 265 | 89,55 | 57 607 | 87 068 | 51,14 |
| -MINUMAN OLAHAN | 34 778 | 28 549 | -17,91 | 28 141 | 19 831 | -29,53 |
| -ROKOK DAN TEMBAKAU OLAHAN | 17 980 | 16 016 | -10,92 | 146 434 | 157 860 | 7,80 |
| -DAGING TERNAK | 414 | 577 | 39,55 | 1 923 | 3 493 | 81,61 |
| -IKAN OLAHAN | 40 797 | 36 077 | -11,57 | 232 728 | 229 335 | -1,46 |
| -BERAS GILING | 134 | 41 | -69,16 | 181 | 71 | -60,96 |
| -KOPI OLAHAN | 13 | 1 | -91,29 | 44 | 4 | -90,79 |
| -TEH OLAHAN | 1 008 | 1 033 | 2,47 | 4 330 | 4 687 | 8,25 |
| -GULA PASIR | 119 | 110 | -7,48 | 279 | 199 | -28,59 |
| -GULA LAINNYA | 2 975 | 3 493 | 17,40 | 4 089 | 5 077 | 24,15 |
| -MAKANAN OLAHAN LAINNYA | 89 523 | 104 633 | 16,88 | 247 428 | 277 867 | 12,30 |
| SEMEN | 24 862 | 29 669 | 19,33 | 2 794 | 2 710 | -3,01 |
| BARANG ANYAMAN | 3 478 | 3 583 | 3,04 | 13 484 | 13 237 | -1,83 |
| -DARI ROTAN | 1 999 | 2 076 | 3,85 | 7 230 | 6 447 | -10,83 |
| -DARI BAHAN LAINNYA | 1 478 | 1 507 | 1,93 | 6 254 | 6 791 | 8,58 |
| MEUBEL DAN BAGIAN-BAGIANNYA | 94 267 | 90 486 | -4,01 | 300 081 | 292 173 | -2,64 |
| -DARI ROTAN | 8 966 | 7 152 | -20,23 | 35 238 | 28 987 | -17,74 |
| -DARI BAHAN LAINNYA | 85 301 | 83 334 | -2,31 | 264 843 | 263 186 | -0,63 |
| BAHAN KIMIA | 624 284 | 665 171 | 6,55 | 570 990 | 677 982 | 18,74 |
| -AN ORGANIK | 205 861 | 139 373 | -32,30 | 113 199 | 58 376 | -48,43 |
| -ORGANIK | 389 189 | 493 618 | 26,83 | 427 134 | 589 511 | 38,02 |
| -LAINNYA | 29 234 | 32 181 | 10,08 | 30 657 | 30 095 | -1,83 |
| PUPUK | 306 763 | 301 345 | -1,77 | 127 290 | 103 455 | -18,73 |
| PRODUK PHARMASI | 3 026 | 3 648 | 20,56 | 61 664 | 66 013 | 7,05 |
| KULIT DAN BARANG DARI KULIT | 2 244 | 1 287 | -42,66 | 36 009 | 33 573 | -6,77 |
| KACA DAN BARANG DARI KACA | 93 162 | 93 142 | -0,02 | 68 116 | 61 045 | -10,38 |
| KERTAS DAN BARANG DARI KERTAS | 658 285 | 730 498 | 10,97 | 589 369 | 626 443 | 6,29 |
| INDUSTRI LAINNYA | 1 964 925 | 1 991 400 | 1,35 | 5 151 474 | 5 483 383 | 6,44 |
| -GLISEROL DAN LARUTAN ALKALI | 32 030 | 46 685 | 45,75 | 9 601 | 13 362 | 39,17 |
| -MARGARIN DAN LEMAK LAINNYA | 122 892 | 131 188 | 6,75 | 112 341 | 129 185 | 14,99 |
| -SABUN MANDI DAN CUCI | 135 107 | 133 076 | -1,50 | 143 625 | 141 967 | -1,15 |
| -BAHAN CELUP ORGANIK SINTETIK | 5 201 | 5 178 | -0,45 | 23 888 | 29 712 | 24,38 |
| -PREPARAT PEMBASMI KUMAN, DLL | 14 131 | 15 174 | 7,38 | 57 448 | 56 857 | -1,03 |
| -DAMAR TIRUAN, BAHAN PLASTIK | 212 369 | 235 544 | 10,91 | 400 503 | 447 219 | 11,66 |
| -BAHAN KERTAS | 550 508 | 515 824 | -6,30 | 268 182 | 263 051 | -1,91 |
| -ALAS KAKI (KULIT, KARET DAN KANVAS) | 34 938 | 35 165 | 0,65 | 621 460 | 636 845 | 2,48 |
| -PRODUK KERAMIK | 47 031 | 47 379 | 0,74 | 54 299 | 61 788 | 13,79 |
| -EMAS BATANGAN | 4 | 9 | 103,71 | 235 247 | 362 611 | 54,14 |
| -PESAWAT UDARA DAN BAGIANNYA | 251 | 325 | 29,30 | 38 756 | 17 667 | -54,41 |
| -KAPAL LAUT DAN SEJENISNYA | 45 854 | 16 698 | -63,58 | 523 859 | 130 060 | -75,17 |
| -PERLENGKAPAN OLAHRAGA DAN MAINAN | 5 913 | 4 971 | -15,93 | 69 030 | 74 650 | 8,14 |
| -PENA DAN PENSIL | 2 420 | 2 670 | 10,32 | 14 668 | 16 179 | 10,30 |
| -BATU SEMI PERMATA | 0 | 0 | 200,00 | 0 | 0 | 216,00 |

TABEL 3. PERKEMBANGAN EKSPOR KOMODITI HASIL INDUSTRI

| JENIS BARANG | BERAT BERSIH (TON) | | PERUB | NILAI FOB (RIBU US \$) | | PERUB |
|-------------------------------------|--------------------|--------------|--------|------------------------|--------------|----------|
| | JAN-FEB 2013 | JAN-FEB 2014 | % | JAN-FEB 2013 | JAN-FEB 2014 | % |
| (1) | (2) | (3) | (4) | (5) | (6) | (7) |
| -KOPER, TAS, DOMPET PLASTIK/TEKSTIL | 1 930 | 2 052 | 6,33 | 19 986 | 18 356 | -8,15 |
| -BARANG DARI LOGAM MULIA | 20 | 33 | 63,28 | 22 419 | 353 218 | 1 475,49 |
| -PETI KEMAS | 992 | 689 | -30,59 | 3 160 | 2 166 | -31,48 |
| -KOMPUTER DAN BAGIANNYA | 2 729 | 3 435 | 25,90 | 81 658 | 92 275 | 13,00 |
| -KENDARAAN BERMOTOR RODA 2 DAN 3 | 1 975 | 1 909 | -3,37 | 19 451 | 17 553 | -9,76 |
| -KENDARAAN BERMOTOR RODA 4 DAN LEE | 42 566 | 50 547 | 18,75 | 416 864 | 453 643 | 8,82 |
| -SUKU CADANG MESIN | 18 894 | 11 650 | -38,34 | 126 765 | 118 060 | -6,87 |
| -SUKU CADANG KENDARAAN | 36 992 | 39 194 | 5,95 | 304 948 | 311 211 | 2,05 |
| -UBI KAYU OLAHAN | 2 991 | 21 070 | 604,39 | 915 | 4 945 | 440,54 |
| -INDUSTRI LAINNYA | 647 184 | 670 936 | 3,67 | 1 582 400 | 1 730 802 | 9,38 |

TABEL 4. PERKEMBANGAN EKSPOR KOMODITI HASIL PERTAMBANGAN

| JENIS BARANG | BERAT BERSIH (TON) | | PERUB | NILAI FOB (RIBU US \$) | | PERUB |
|---------------------------|--------------------|-------------------|---------------|------------------------|------------------|---------------|
| | JAN-FEB 2013 | JAN-FEB 2014 | % | JAN-FEB 2013 | JAN-FEB 2014 | % |
| (1) | (2) | (3) | (4) | (5) | (6) | (7) |
| TOTAL PERTAMBANGAN | 90 152 961 | 73 574 921 | -18,39 | 5 091 150 | 3 844 682 | -24,48 |
| BIJI TEMBAGA | 198 703 | 56 870 | -71,38 | 434 870 | 137 392 | -68,41 |
| BIJI NIKEL | 10 000 294 | 4 160 121 | -58,40 | 299 656 | 85 913 | -71,33 |
| BAUKSIT | 5 291 915 | 2 085 811 | -60,58 | 113 573 | 46 514 | -59,04 |
| BATU BARA | 69 319 252 | 65 047 416 | -6,16 | 4 142 976 | 3 525 477 | -14,90 |
| GRANIT | 58 245 | 48 523 | -16,69 | 490 | 344 | -29,74 |
| HASIL TAMBANG LAIN | 5 284 552 | 2 176 180 | -58,82 | 99 584 | 49 042 | -50,75 |

TABEL 5. PERKEMBANGAN EKSPOR INDONESIA MENURUT KOMODITI DAN NEGARA TUJUAN

| JENIS BARANG | BERAT BERSIH (KG) | | PERUB | NILAI FOB (US \$) | | PERUB |
|----------------------------|----------------------|----------------------|---------------|----------------------|----------------------|---------------|
| | JAN-FEB 2012 | JAN-FEB 2013 | % | JAN-FEB 2012 | JAN-FEB 2013 | % |
| (1) | (2) | (3) | (4) | (5) | (6) | (7) |
| MINYAK MENTAH | 1 886 830 380 | 1 734 767 821 | -8,06 | 1 513 198 484 | 1 337 284 364 | -11,63 |
| JAPAN | 1 116 587 937 | 787 252 887 | -29,49 | 882 829 134 | 596 517 185 | -32,43 |
| KOREA, REPUBLIC OF | 287 258 006 | 154 634 043 | -46,17 | 227 090 670 | 109 594 066 | -51,74 |
| TAIWAN | 44 409 880 | 71 041 980 | 59,97 | 32 408 170 | 49 692 874 | 53,33 |
| CHINA | 24 084 425 | 99 480 423 | 313,05 | 17 748 100 | 90 505 728 | 409,95 |
| THAILAND | 126 668 392 | 35 391 175 | -72,06 | 104 911 042 | 25 675 124 | -75,53 |
| SINGAPORE | 94 138 647 | 147 605 005 | 56,80 | 88 019 800 | 117 978 524 | 34,04 |
| MALAYSIA | 11 725 613 | 21 463 473 | 83,05 | 9 027 020 | 16 287 797 | 80,43 |
| AUSTRALIA | 92 584 392 | 275 439 875 | 197,50 | 77 461 064 | 218 756 754 | 182,41 |
| UNITED STATES | 89 373 088 | 142 458 960 | 59,40 | 73 703 484 | 112 276 312 | 52,34 |
| HASIL MINYAK | 940 079 483 | 842 205 960 | -10,41 | 707 295 198 | 573 555 439 | -18,91 |
| JAPAN | 70 408 949 | 29 004 083 | -58,81 | 53 910 123 | 20 485 149 | -62,00 |
| HONG KONG | 1 556 | 960 | -38,30 | 3 136 | 2 840 | -9,44 |
| KOREA, REPUBLIC OF | 15 244 403 | 14 834 118 | -2,69 | 17 070 991 | 14 778 614 | -13,43 |
| TAIWAN | 240 000 | 3 613 190 | 1 405,50 | 261 600 | 3 547 949 | 1 256,25 |
| CHINA | 173 843 748 | 6 028 186 | -96,53 | 139 818 276 | 6 143 167 | -95,61 |
| PAPUA NEW GUINEA | 0 | 25 831 | - | 0 | 22 333 | - |
| THAILAND | 996 048 | 718 290 | -27,89 | 1 760 858 | 1 309 420 | -25,64 |
| SINGAPORE | 84 167 457 | 105 018 075 | 24,77 | 56 880 670 | 80 609 988 | 41,72 |
| PHILIPPINES | 180 160 | 168 583 | -6,43 | 186 700 | 229 865 | 23,12 |
| MALAYSIA | 573 766 116 | 635 497 606 | 10,76 | 410 978 874 | 412 167 360 | 0,29 |
| MYANMAR | 50 159 | 1 416 | -97,18 | 83 060 | 2 664 | -96,79 |
| CAMBODIA | 65 378 | 17 670 | -72,97 | 130 047 | 31 206 | -76,00 |
| BRUNEI DARUSSALAM | 200 | 0 | -100,00 | 2 000 | 0 | -100,00 |
| VIET NAM | 255 055 | 334 000 | 30,95 | 321 935 | 341 322 | 6,02 |
| INDIA | 455 903 | 24 379 420 | 5 247,50 | 510 953 | 5 550 488 | 986,30 |
| PAKISTAN | 53 333 | 0 | -100,00 | 93 536 | 0 | -100,00 |
| BANGLADESH | 0 | 142 934 | - | 0 | 177 225 | - |
| IRAN (ISLAMIC REPUBLIC OF) | 1 200 | 0 | -100,00 | 847 | 0 | -100,00 |
| SAUDI ARABIA | 100 | 0 | -100,00 | 1 161 | 0 | -100,00 |
| KUWAIT | 52 | 0 | -100,00 | 96 | 0 | -100,00 |
| UNITED ARAB EMIRATES | 357 | 69 046 | 19 240,62 | 3 037 | 231 280 | 7 515,41 |
| QATAR | 104 | 104 | 0,00 | 960 | 672 | -30,00 |
| BAHRAIN | 0 | 49 980 | - | 0 | 74 970 | - |
| GHANA | 0 | 160 | - | 0 | 260 | - |
| NIGERIA | 62 400 | 12 282 | -80,32 | 90 708 | 22 689 | -74,99 |
| SOUTH AFRICA | 7 503 | 23 770 | 216,81 | 27 647 | 42 481 | 53,66 |
| AUSTRALIA | 157 972 | 209 701 | 32,75 | 297 983 | 443 566 | 48,86 |
| NEW ZEALAND | 70 100 | 19 170 | -72,65 | 106 423 | 32 966 | -69,02 |
| EAST TIMOR | 1 956 219 | 1 297 185 | -33,69 | 1 814 046 | 1 313 250 | -27,61 |
| UNITED STATES | 7 999 312 | 6 002 215 | -24,97 | 10 198 563 | 7 562 639 | -25,85 |
| CANADA | 0 | 143 | - | 0 | 354 | - |
| NETHERLANDS | 9 812 369 | 14 399 562 | 46,75 | 12 471 106 | 18 133 438 | 45,40 |
| GERMANY, FED. REP. OF | 283 330 | 338 280 | 19,39 | 269 862 | 297 284 | 10,16 |
| GAS ALAM | 4 131 581 433 | 4 119 312 116 | -0,30 | 3 000 711 986 | 3 319 955 189 | 10,64 |
| JAPAN | 1 052 845 838 | 1 114 704 317 | 5,88 | 957 239 001 | 1 007 653 358 | 5,27 |
| KOREA, REPUBLIC OF | 1 071 437 037 | 978 702 480 | -8,66 | 743 491 808 | 761 956 730 | 2,48 |
| TAIWAN | 371 155 306 | 370 761 033 | -0,11 | 302 183 868 | 343 329 706 | 13,62 |
| CHINA | 374 612 382 | 373 978 924 | -0,17 | 65 338 159 | 65 211 478 | -0,19 |
| SINGAPORE | 963 098 889 | 1 005 963 919 | 4,45 | 838 342 993 | 1 025 790 699 | 22,36 |
| MALAYSIA | 298 387 481 | 275 156 243 | -7,79 | 94 066 303 | 115 958 842 | 23,27 |
| EAST TIMOR | 44 500 | 45 200 | 1,57 | 49 854 | 54 376 | 9,07 |
| KARET ALAM | 1 039 604 | 1 200 990 | 15,52 | 2 374 491 | 2 052 198 | -13,57 |
| JAPAN | 36 000 | 0 | -100,00 | 342 000 | 0 | -100,00 |
| KOREA, REPUBLIC OF | 3 600 | 8 568 | 138,00 | 10 800 | 25 704 | 138,00 |
| TAIWAN | 0 | 52 | - | 0 | 630 | - |
| CHINA | 0 | 50 | - | 0 | 19 700 | - |
| THAILAND | 0 | 40 | - | 0 | 300 | - |
| SINGAPORE | 190 801 | 227 280 | 19,12 | 391 923 | 347 921 | -11,23 |
| CAMBODIA | 73 | 0 | -100,00 | 168 | 0 | -100,00 |
| VIET NAM | 80 000 | 68 000 | -15,00 | 316 024 | 271 300 | -14,15 |
| TURKEY | 629 130 | 512 000 | -18,62 | 1 125 576 | 786 950 | -30,08 |
| EGYPT | 0 | 172 000 | - | 0 | 266 063 | - |
| UNITED STATES | 0 | 41 000 | - | 0 | 62 730 | - |
| BRAZIL | 100 000 | 0 | -100,00 | 188 000 | 0 | -100,00 |
| GERMANY, FED. REP. OF | 0 | 43 000 | - | 0 | 68 370 | - |
| BELGIUM | 0 | 43 000 | - | 0 | 67 510 | - |
| ITALY | 0 | 86 000 | - | 0 | 135 020 | - |
| KOPI | 65 160 012 | 52 010 826 | -20,18 | 162 237 058 | 119 903 087 | -26,09 |
| JAPAN | 8 384 179 | 6 316 675 | -24,66 | 20 344 510 | 14 017 385 | -31,10 |
| HONG KONG | 255 230 | 212 853 | -16,60 | 562 270 | 410 287 | -27,03 |
| KOREA, REPUBLIC OF | 303 483 | 169 368 | -44,19 | 1 253 562 | 714 367 | -43,01 |
| TAIWAN | 742 750 | 786 842 | 5,94 | 2 795 024 | 2 398 555 | -14,18 |

TABEL 5. PERKEMBANGAN EKSPOR INDONESIA MENURUT KOMODITI DAN NEGARA TUJUAN

| JENIS BARANG | BERAT BERSIH (KG) | | PERUB | NILAI FOB (US \$) | | PERUB |
|----------------------------|-------------------|-------------------|--------------|--------------------|--------------------|--------------|
| | JAN-FEB 2012 | JAN-FEB 2013 | % | JAN-FEB 2012 | JAN-FEB 2013 | % |
| (1) | (2) | (3) | (4) | (5) | (6) | (7) |
| CHINA | 1 334 390 | 1 040 600 | -22,02 | 2 740 970 | 1 696 959 | -38,09 |
| MACAU | 1 320 | 0 | -100,00 | 2 904 | 0 | -100,00 |
| SINGAPORE | 1 241 743 | 1 202 295 | -3,18 | 3 456 950 | 2 909 505 | -15,84 |
| PHILIPPINES | 267 500 | 63 960 | -76,09 | 567 016 | 151 350 | -73,31 |
| MALAYSIA | 5 269 524 | 4 560 780 | -13,45 | 9 810 627 | 7 937 348 | -19,09 |
| VIET NAM | 513 600 | 1 175 400 | 128,86 | 896 057 | 2 077 409 | 131,84 |
| INDIA | 1 568 730 | 1 510 600 | -3,71 | 2 803 796 | 2 452 188 | -12,54 |
| IRAN (ISLAMIC REPUBLIC OF) | 0 | 76 800 | - | 0 | 148 104 | - |
| ISRAIL | 0 | 19 200 | - | 0 | 57 600 | - |
| KUWAIT | 38 200 | 0 | -100,00 | 84 249 | 0 | -100,00 |
| TURKEY | 18 010 | 0 | -100,00 | 34 914 | 0 | -100,00 |
| UNITED ARAB EMIRATES | 109 200 | 134 040 | 22,75 | 247 673 | 294 900 | 19,07 |
| QATAR | 180 | 0 | -100,00 | 933 | 0 | -100,00 |
| EGYPT | 3 491 400 | 2 581 800 | -26,05 | 7 316 670 | 4 888 493 | -33,19 |
| MOROCCO | 2 625 000 | 1 070 880 | -59,20 | 5 472 442 | 1 945 983 | -64,44 |
| ALGERIA | 366 000 | 978 300 | 167,30 | 738 223 | 1 678 437 | 127,36 |
| SOUTH AFRICA | 813 000 | 19 200 | -97,64 | 1 553 487 | 59 683 | -96,16 |
| AUSTRALIA | 694 072 | 2 038 340 | 193,68 | 2 178 583 | 4 903 888 | 125,10 |
| NEW ZEALAND | 94 800 | 171 580 | 80,99 | 483 250 | 889 228 | 84,01 |
| EAST TIMOR | 20 | 0 | -100,00 | 4 | 0 | -100,00 |
| UNITED STATES | 9 328 980 | 8 220 902 | -11,88 | 35 341 455 | 30 614 695 | -13,37 |
| CANADA | 345 000 | 511 890 | 48,37 | 1 565 910 | 2 376 669 | 51,78 |
| MEXICO | 230 400 | 18 000 | -92,19 | 444 672 | 93 600 | -78,95 |
| ECUADOR | 153 600 | 1 260 000 | 720,31 | 249 446 | 2 069 233 | 729,53 |
| UNITED KINGDOM | 2 596 665 | 587 760 | -77,36 | 5 766 816 | 1 893 390 | -67,17 |
| NETHERLANDS | 397 205 | 427 200 | 7,55 | 2 151 395 | 1 316 985 | -38,78 |
| FRANCE | 1 229 880 | 88 200 | -92,83 | 1 920 847 | 130 650 | -93,20 |
| GERMANY, FED. REP. OF | 4 854 780 | 4 011 300 | -17,37 | 12 127 807 | 7 496 826 | -38,18 |
| BELGIUM | 6 373 150 | 265 200 | -95,84 | 14 008 453 | 929 326 | -93,37 |
| SWITZERLAND | 114 001 | 18 001 | -84,21 | 491 960 | 81 902 | -83,35 |
| DENMARK | 76 500 | 36 880 | -51,79 | 257 638 | 75 590 | -70,66 |
| NORWAY | 19 200 | 18 000 | -6,25 | 80 640 | 53 550 | -33,59 |
| SWEDEN | 64 500 | 61 380 | -4,84 | 331 758 | 279 149 | -15,86 |
| IRELAND | 36 000 | 36 000 | 0,00 | 149 908 | 120 750 | -19,45 |
| ITALY | 7 101 420 | 6 772 600 | -4,63 | 15 427 699 | 12 754 837 | -17,33 |
| SPAIN | 202 800 | 38 400 | -81,07 | 422 002 | 87 225 | -79,33 |
| PORTUGAL | 537 000 | 364 800 | -32,07 | 1 114 651 | 613 997 | -44,92 |
| GREECE | 390 000 | 517 800 | 32,77 | 794 401 | 958 542 | 20,66 |
| POLAND | 0 | 19 200 | - | 0 | 36 192 | - |
| ROMANIA | 18 600 | 37 200 | 100,00 | 34 763 | 63 776 | 83,46 |
| BULGARIA | 271 800 | 132 000 | -51,43 | 547 500 | 238 341 | -56,47 |
| ARMENIA | 260 400 | 186 600 | -28,34 | 521 024 | 373 884 | -28,24 |
| LATVIA | 0 | 76 800 | - | 0 | 109 425 | - |
| GEORGIA | 1 497 600 | 1 643 700 | 9,76 | 3 048 650 | 2 965 290 | -2,73 |
| SLOVENIA | 57 600 | 53 600 | -6,94 | 98 980 | 94 113 | -4,92 |
| REP. OF MACEDONIA | 18 000 | 0 | -100,00 | 48 330 | 0 | -100,00 |
| RUSSIA FEDERATION | 852 600 | 2 477 900 | 190,63 | 1 946 239 | 4 443 481 | 128,31 |
| UDANG SEGAR/BEKU | 17 342 470 | 21 880 588 | 26,17 | 158 383 474 | 269 491 973 | 70,15 |
| JAPAN | 4 685 112 | 3 617 703 | -22,78 | 51 147 983 | 47 082 680 | -7,95 |
| HONG KONG | 357 878 | 428 470 | 19,73 | 3 047 400 | 3 962 805 | 30,04 |
| KOREA, REPUBLIC OF | 20 238 | 108 994 | 438,56 | 113 010 | 1 103 019 | 876,04 |
| TAIWAN | 201 054 | 238 586 | 18,67 | 2 002 882 | 2 773 371 | 38,47 |
| CHINA | 1 116 126 | 497 375 | -55,44 | 10 608 694 | 5 252 482 | -50,49 |
| MACAU | 10 | 4 | -60,00 | 100 | 60 | -40,00 |
| THAILAND | 70 327 | 64 602 | -8,14 | 134 261 | 123 744 | -7,83 |
| SINGAPORE | 385 200 | 608 392 | 57,94 | 1 388 594 | 2 819 696 | 103,06 |
| PHILIPPINES | 44 137 | 41 505 | -5,96 | 150 193 | 183 631 | 22,26 |
| MALAYSIA | 407 158 | 616 318 | 51,37 | 1 148 927 | 2 291 088 | 99,41 |
| BRUNEI DARUSSALAM | 78 | 0 | -100,00 | 78 | 0 | -100,00 |
| VIET NAM | 408 641 | 607 450 | 48,65 | 3 597 553 | 5 773 118 | 60,47 |
| INDIA | 0 | 3 | - | 0 | 12 | - |
| PAKISTAN | 0 | 5 | - | 0 | 11 | - |
| BANGLADESH | 5 | 0 | -100,00 | 2 | 0 | -100,00 |
| SRI LANKA | 3 250 | 255 | -92,15 | 5 898 | 486 | -91,76 |
| IRAN (ISLAMIC REPUBLIC OF) | 22 | 12 | -45,45 | 114 | 287 | 151,75 |
| ISRAIL | 145 | 3 | -97,93 | 865 | 60 | -93,06 |
| KUWAIT | 0 | 185 | - | 0 | 2 730 | - |
| LEBANON | 0 | 16 | - | 0 | 80 | - |
| TURKEY | 8 576 | 34 863 | 306,52 | 103 040 | 127 711 | 23,94 |
| UNITED ARAB EMIRATES | 908 | 276 | -69,60 | 416 | 1 168 | 180,77 |
| BAHRAIN | 37 | 0 | -100,00 | 937 | 0 | -100,00 |
| CYPRUS | 1 296 | 1 800 | 38,89 | 17 792 | 11 880 | -33,23 |
| EGYPT | 0 | 19 030 | - | 0 | 250 246 | - |
| MOROCCO | 9 320 | 0 | -100,00 | 20 318 | 0 | -100,00 |
| REUNION | 5 856 | 0 | -100,00 | 33 499 | 0 | -100,00 |
| SOUTH AFRICA | 6 611 | 21 | -99,68 | 103 572 | 473 | -99,54 |

TABEL 5. PERKEMBANGAN EKSPOR INDONESIA MENURUT KOMODITI DAN NEGARA TUJUAN

| JENIS BARANG | BERAT BERSIH (KG) | | PERUB | NILAI FOB (US \$) | | PERUB |
|----------------------------|-------------------|-------------------|--------------|-------------------|-------------------|---------------|
| | JAN-FEB 2012 | JAN-FEB 2013 | % | JAN-FEB 2012 | JAN-FEB 2013 | % |
| (1) | (2) | (3) | (4) | (5) | (6) | (7) |
| AUSTRALIA | 146 859 | 144 281 | -1,76 | 1 952 876 | 2 384 527 | 22,10 |
| NEW ZEALAND | 44 | 7 600 | 17 172,73 | 658 | 96 465 | 14 560,33 |
| CHRISTMAS ISLANDS | 0 | 110 | - | 0 | 340 | - |
| EAST TIMOR | 70 | 250 | 257,14 | 103 | 172 | 66,99 |
| UNITED STATES | 8 170 586 | 13 060 876 | 59,85 | 70 934 889 | 171 491 097 | 141,76 |
| CANADA | 200 541 | 194 419 | -3,05 | 1 624 729 | 2 917 984 | 79,60 |
| TRINIDAD AND TOBAGO | 0 | 35 341 | - | 0 | 524 034 | - |
| PUERTO RICO | 96 431 | 210 185 | 117,96 | 825 600 | 3 189 765 | 286,36 |
| GUADELOUPE | 0 | 1 000 | - | 0 | 10 374 | - |
| UNITED KINGDOM | 339 240 | 643 862 | 89,80 | 3 661 291 | 9 842 120 | 168,82 |
| NETHERLANDS | 102 761 | 119 921 | 16,70 | 973 669 | 1 506 877 | 54,76 |
| FRANCE | 183 713 | 105 369 | -42,64 | 1 813 705 | 1 481 778 | -18,30 |
| GERMANY, FED. REP. OF | 5 873 | 32 902 | 460,22 | 117 361 | 590 934 | 403,52 |
| AUSTRIA | 197 | 78 | -60,41 | 1 320 | 90 | -93,18 |
| BELGIUM | 66 998 | 141 174 | 110,71 | 619 044 | 1 687 074 | 172,53 |
| SWITZERLAND | 2 | 13 | 550,00 | 31 | 249 | 703,23 |
| DENMARK | 20 092 | 85 571 | 325,90 | 112 074 | 851 670 | 659,92 |
| NORWAY | 36 | 80 | 122,22 | 300 | 1 262 | 320,67 |
| SWEDEN | 6 220 | 5 544 | -10,87 | 101 501 | 79 139 | -22,03 |
| IRELAND | 25 | 0 | -100,00 | 566 | 0 | -100,00 |
| ITALY | 86 364 | 184 169 | 113,25 | 342 758 | 901 999 | 163,16 |
| SPAIN | 99 | 18 613 | 18 701,01 | 3 034 | 124 410 | 4 000,53 |
| PORTUGAL | 1 | 7 | 600,00 | 56 | 345 | 516,07 |
| GREECE | 76 | 3 055 | 3 919,74 | 846 | 44 465 | 5 155,91 |
| HUNGARY | 3 | 1 | -66,67 | 72 | 4 | -94,44 |
| POLAND | 174 | 51 | -70,69 | 1 520 | 1 727 | 13,62 |
| ROMANIA | 0 | 7 | - | 0 | 60 | - |
| BULGARIA | 8 | 0 | -100,00 | 38 | 0 | -100,00 |
| KAZAKHSTAN | 1 | 0 | -100,00 | 10 | 0 | -100,00 |
| UKRAINE | 8 370 | 14 | -99,83 | 129 887 | 70 | -99,95 |
| MALTA | 0 | 3 | - | 0 | 78 | - |
| CZECH REPUBLIC | 137 | 93 | -32,12 | 1 755 | 893 | -49,12 |
| RUSSIA FEDERATION | 175 564 | 131 | -99,93 | 1 537 653 | 1 133 | -99,93 |
| TEH | 11 208 557 | 10 859 373 | -3,12 | 24 960 642 | 20 504 536 | -17,85 |
| JAPAN | 102 304 | 123 365 | 20,59 | 266 696 | 139 262 | -47,78 |
| HONG KONG | 66 162 | 24 976 | -62,25 | 63 367 | 24 601 | -61,18 |
| KOREA, REPUBLIC OF | 456 | 10 000 | 2 092,98 | 4 076 | 22 400 | 449,56 |
| TAIWAN | 76 740 | 35 290 | -54,01 | 110 056 | 80 882 | -26,51 |
| CHINA | 249 715 | 514 820 | 106,16 | 402 013 | 1 095 933 | 172,61 |
| PAPUA NEW GUINEA | 9 840 | 10 120 | 2,85 | 20 172 | 20 746 | 2,85 |
| THAILAND | 36 400 | 65 642 | 80,34 | 75 966 | 135 691 | 78,62 |
| SINGAPORE | 65 280 | 62 794 | -3,81 | 147 784 | 138 293 | -6,42 |
| MALAYSIA | 832 698 | 1 275 134 | 53,13 | 1 504 151 | 1 975 764 | 31,35 |
| BRUNEI DARUSSALAM | 14 275 | 12 436 | -12,88 | 36 163 | 25 307 | -30,02 |
| INDIA | 336 320 | 263 160 | -21,75 | 806 211 | 436 162 | -45,90 |
| PAKISTAN | 1 201 700 | 1 707 140 | 42,06 | 3 363 047 | 3 558 587 | 5,81 |
| SRI LANKA | 15 200 | 21 200 | 39,47 | 40 673 | 49 356 | 21,35 |
| AFGHANISTAN | 0 | 26 460 | - | 0 | 63 375 | - |
| IRAN (ISLAMIC REPUBLIC OF) | 322 400 | 286 860 | -11,02 | 928 715 | 633 880 | -31,75 |
| SAUDI ARABIA | 12 000 | 39 600 | 230,00 | 23 846 | 73 783 | 209,41 |
| ISRAEL | 54 280 | 40 720 | -24,98 | 104 428 | 73 091 | -30,01 |
| TURKEY | 94 800 | 114 600 | 20,89 | 223 816 | 228 478 | 2,08 |
| UNITED ARAB EMIRATES | 473 040 | 715 920 | 51,34 | 1 079 052 | 1 495 062 | 38,55 |
| EGYPT | 486 880 | 23 720 | -95,13 | 1 212 553 | 45 118 | -96,28 |
| SOMALIA | 0 | 14 075 | - | 0 | 10 390 | - |
| COTE D'IVOIRE | 54 000 | 0 | -100,00 | 98 010 | 0 | -100,00 |
| DJIBOUTI | 31 800 | 19 200 | -39,62 | 42 600 | 22 080 | -48,17 |
| SOUTH AFRICA | 44 000 | 0 | -100,00 | 68 515 | 0 | -100,00 |
| AUSTRALIA | 71 773 | 64 960 | -9,49 | 140 332 | 110 318 | -21,39 |
| NEW ZEALAND | 93 974 | 91 504 | -2,63 | 164 855 | 133 862 | -18,80 |
| FIJI | 0 | 22 000 | - | 0 | 44 000 | - |
| SAMOA | 2 500 | 0 | -100,00 | 4 625 | 0 | -100,00 |
| EAST TIMOR | 3 250 | 560 | -82,77 | 916 | 84 | -90,83 |
| UNITED STATES | 827 485 | 640 010 | -22,66 | 1 745 123 | 1 149 278 | -34,14 |
| CANADA | 144 332 | 52 400 | -63,69 | 340 562 | 103 796 | -69,52 |
| CHILE | 130 800 | 118 000 | -9,79 | 326 724 | 246 044 | -24,69 |
| UNITED KINGDOM | 1 527 960 | 767 400 | -49,78 | 3 388 135 | 1 461 156 | -56,87 |
| NETHERLANDS | 242 591 | 130 460 | -46,22 | 518 134 | 224 802 | -56,61 |
| GERMANY, FED. REP. OF | 830 460 | 1 040 280 | 25,27 | 1 527 509 | 1 641 589 | 7,47 |
| BELGIUM | 107 914 | 87 103 | -19,28 | 275 131 | 178 391 | -35,16 |
| SWITZERLAND | 44 025 | 0 | -100,00 | 95 619 | 0 | -100,00 |
| SWEDEN | 13 800 | 16 000 | 15,94 | 40 440 | 52 575 | 30,01 |
| ITALY | 0 | 202 | - | 0 | 603 | - |
| POLAND | 714 260 | 531 070 | -25,65 | 1 747 569 | 1 069 038 | -38,83 |
| KAZAKHSTAN | 9 360 | 0 | -100,00 | 20 210 | 0 | -100,00 |
| KYRGYZSTAN | 24 480 | 24 480 | 0,00 | 61 200 | 55 325 | -9,60 |

TABEL 5. PERKEMBANGAN EKSPOR INDONESIA MENURUT KOMODITI DAN NEGARA TUJUAN

| JENIS BARANG | BERAT BERSIH (KG) | | PERUB | NILAI FOB (US \$) | | PERUB |
|---------------------------------|-------------------|------------------|---------------|-------------------|-------------------|---------------|
| | JAN-FEB 2012 | JAN-FEB 2013 | % | JAN-FEB 2012 | JAN-FEB 2013 | % |
| (1) | (2) | (3) | (4) | (5) | (6) | (7) |
| UKRAINE | 208 712 | 172 000 | -17,59 | 409 634 | 329 646 | -19,53 |
| LATVIA | 21 090 | 11 000 | -47,84 | 38 395 | 22 633 | -41,05 |
| RUSSIA FEDERATION | 1 609 501 | 1 682 712 | 4,55 | 3 493 619 | 3 333 155 | -4,59 |
| -LADA HITAM | 3 408 442 | 1 252 656 | -63,25 | 20 776 175 | 9 007 622 | -56,64 |
| JAPAN | 133 440 | 102 240 | -23,38 | 1 091 550 | 870 810 | -20,22 |
| HONG KONG | 0 | 16 400 | - | 0 | 133 523 | - |
| KOREA, REPUBLIC OF | 2 000 | 0 | -100,00 | 9 000 | 0 | -100,00 |
| TAIWAN | 16 000 | 0 | -100,00 | 85 834 | 0 | -100,00 |
| CHINA | 150 000 | 81 000 | -46,00 | 985 122 | 735 828 | -25,31 |
| SINGAPORE | 40 500 | 39 000 | -3,70 | 113 045 | 166 925 | 47,66 |
| PHILIPPINES | 27 384 | 31 179 | 13,86 | 41 852 | 56 897 | 35,95 |
| VIET NAM | 537 411 | 209 500 | -61,02 | 2 981 703 | 1 598 550 | -46,39 |
| INDIA | 684 000 | 120 000 | -82,46 | 3 710 581 | 753 000 | -79,71 |
| ISRAIL | 19 000 | 7 000 | -63,16 | 122 400 | 49 700 | -59,40 |
| TOGO | 1 200 | 0 | -100,00 | 927 | 0 | -100,00 |
| SOUTH AFRICA | 0 | 1 000 | - | 0 | 2 400 | - |
| AUSTRALIA | 0 | 15 000 | - | 0 | 123 800 | - |
| UNITED STATES | 1 111 024 | 436 340 | -60,73 | 7 245 603 | 3 085 708 | -57,41 |
| UNITED KINGDOM | 4 980 | 0 | -100,00 | 44 820 | 0 | -100,00 |
| NETHERLANDS | 114 003 | 50 000 | -56,14 | 751 506 | 344 000 | -54,23 |
| FRANCE | 50 000 | 50 000 | 0,00 | 307 462 | 331 162 | 7,71 |
| GERMANY, FED. REP. OF | 0 | 34 995 | - | 0 | 242 995 | - |
| BELGIUM | 1 500 | 14 002 | 833,47 | 10 360 | 106 677 | 929,70 |
| ITALY | 29 000 | 30 000 | 3,45 | 186 300 | 259 097 | 39,08 |
| POLAND | 150 000 | 0 | -100,00 | 967 500 | 0 | -100,00 |
| ROMANIA | 0 | 15 000 | - | 0 | 146 550 | - |
| UKRAINE | 25 000 | 0 | -100,00 | 142 500 | 0 | -100,00 |
| LATVIA | 2 000 | 0 | -100,00 | 10 560 | 0 | -100,00 |
| RUSSIA FEDERATION | 310 000 | 0 | -100,00 | 1 967 550 | 0 | -100,00 |
| -LADA PUTIH | 1 950 112 | 1 382 318 | -29,12 | 16 779 889 | 13 379 935 | -20,26 |
| JAPAN | 117 000 | 93 000 | -20,51 | 1 027 546 | 1 051 962 | 2,38 |
| HONG KONG | 0 | 25 000 | - | 0 | 273 750 | - |
| KOREA, REPUBLIC OF | 3 480 | 0 | -100,00 | 30 956 | 0 | -100,00 |
| TAIWAN | 82 000 | 83 000 | 1,22 | 635 960 | 795 750 | 25,13 |
| CHINA | 25 000 | 25 000 | 0,00 | 226 550 | 264 080 | 16,57 |
| SINGAPORE | 286 000 | 419 699 | 46,75 | 2 511 233 | 4 294 950 | 71,03 |
| PHILIPPINES | 3 000 | 0 | -100,00 | 19 410 | 0 | -100,00 |
| MALAYSIA | 53 207 | 35 147 | -33,94 | 535 039 | 398 765 | -25,47 |
| VIET NAM | 323 925 | 269 375 | -16,84 | 2 525 799 | 1 996 400 | -20,96 |
| INDIA | 49 500 | 61 005 | 23,24 | 304 000 | 596 229 | 96,13 |
| PAKISTAN | 0 | 5 090 | - | 0 | 6 617 | - |
| UNITED STATES | 483 000 | 142 000 | -70,60 | 4 301 668 | 1 491 843 | -65,32 |
| UNITED KINGDOM | 15 000 | 0 | -100,00 | 130 125 | 0 | -100,00 |
| NETHERLANDS | 214 000 | 102 000 | -52,34 | 1 923 066 | 1 056 575 | -45,06 |
| FRANCE | 46 000 | 32 000 | -30,43 | 415 775 | 297 260 | -28,50 |
| GERMANY, FED. REP. OF | 191 000 | 90 000 | -52,88 | 1 693 485 | 855 750 | -49,47 |
| BELGIUM | 45 000 | 2 | -100,00 | 415 947 | 4 | -100,00 |
| ITALY | 13 000 | 0 | -100,00 | 83 330 | 0 | -100,00 |
| -KAYU MANIS DAN BUNGANYA | 3 057 190 | 3 244 353 | 6,12 | 4 242 010 | 6 148 640 | 44,95 |
| HONG KONG | 0 | 1 | - | 0 | 1 | - |
| KOREA, REPUBLIC OF | 32 460 | 0 | -100,00 | 38 069 | 0 | -100,00 |
| CHINA | 0 | 48 000 | - | 0 | 64 388 | - |
| THAILAND | 257 950 | 193 765 | -24,88 | 445 255 | 419 304 | -5,83 |
| SINGAPORE | 93 085 | 178 255 | 91,50 | 147 124 | 402 745 | 173,75 |
| PHILIPPINES | 2 000 | 0 | -100,00 | 2 340 | 0 | -100,00 |
| MALAYSIA | 211 850 | 181 917 | -14,13 | 236 567 | 209 365 | -11,50 |
| MYANMAR | 9 000 | 0 | -100,00 | 13 770 | 0 | -100,00 |
| VIET NAM | 90 474 | 104 626 | 15,64 | 144 307 | 148 345 | 2,80 |
| INDIA | 100 010 | 65 000 | -35,01 | 124 933 | 143 209 | 14,63 |
| PAKISTAN | 0 | 7 245 | - | 0 | 13 749 | - |
| BANGLADESH | 90 000 | 0 | -100,00 | 96 750 | 0 | -100,00 |
| IRAN (ISLAMIC REPUBLIC OF) | 0 | 6 000 | - | 0 | 11 100 | - |
| SAUDI ARABIA | 0 | 16 500 | - | 0 | 63 230 | - |
| ISRAIL | 49 690 | 33 495 | -32,59 | 76 140 | 74 214 | -2,53 |
| JORDAN | 18 125 | 2 500 | -86,21 | 23 967 | 7 389 | -69,17 |
| LEBANON | 14 000 | 0 | -100,00 | 28 209 | 0 | -100,00 |
| TURKEY | 113 725 | 72 500 | -36,25 | 115 068 | 85 729 | -25,50 |
| UNITED ARAB EMIRATES | 261 900 | 108 000 | -58,76 | 255 828 | 107 410 | -58,01 |
| EGYPT | 54 000 | 10 000 | -81,48 | 51 022 | 31 500 | -38,26 |
| LIBYAN ARAB JAMAHIRIYA | 0 | 38 500 | - | 0 | 116 093 | - |
| MOROCCO | 27 000 | 0 | -100,00 | 26 913 | 0 | -100,00 |
| TUNISIA | 35 960 | 0 | -100,00 | 52 848 | 0 | -100,00 |
| ALGERIA | 66 000 | 17 600 | -73,33 | 93 740 | 26 855 | -71,35 |
| SENEGAL | 0 | 9 310 | - | 0 | 8 960 | - |

TABEL 5. PERKEMBANGAN EKSPOR INDONESIA MENURUT KOMODITI DAN NEGARA TUJUAN

| JENIS BARANG | BERAT BERSIH (KG) | | PERUB | NILAI FOB (US \$) | | PERUB |
|--|-------------------|------------------|---------------|-------------------|-------------------|---------------|
| | JAN-FEB 2012 | JAN-FEB 2013 | % | JAN-FEB 2012 | JAN-FEB 2013 | % |
| (1) | (2) | (3) | (4) | (5) | (6) | (7) |
| SOUTH AFRICA | 11 000 | 2 000 | -81,82 | 11 740 | 5 200 | -55,71 |
| AUSTRALIA | 3 025 | 13 780 | 355,54 | 7 885 | 43 196 | 447,82 |
| NEW ZEALAND | 360 | 0 | -100,00 | 3 600 | 0 | -100,00 |
| UNITED STATES | 446 252 | 722 122 | 61,82 | 839 186 | 1 508 543 | 79,76 |
| CANADA | 25 125 | 33 000 | 31,34 | 45 075 | 75 314 | 67,09 |
| MEXICO | 68 000 | 17 000 | -75,00 | 73 910 | 23 965 | -67,58 |
| PANAMA | 11 000 | 0 | -100,00 | 11 037 | 0 | -100,00 |
| SURINAME | 11 000 | 0 | -100,00 | 21 175 | 0 | -100,00 |
| VENEZUELA | 0 | 43 000 | - | 0 | 67 504 | - |
| ARGENTINA | 13 500 | 0 | -100,00 | 11 475 | 0 | -100,00 |
| BRAZIL | 148 500 | 396 840 | 167,23 | 177 434 | 728 224 | 310,42 |
| COLOMBIA | 10 500 | 0 | -100,00 | 8 217 | 0 | -100,00 |
| DOMINICAN REPUBLIC | 267 000 | 302 500 | 13,30 | 311 980 | 510 750 | 63,71 |
| COSTA RICA | 8 750 | 0 | -100,00 | 13 064 | 0 | -100,00 |
| NETHERLANDS | 137 605 | 199 000 | 44,62 | 227 028 | 362 296 | 59,58 |
| FRANCE | 16 000 | 30 000 | 87,50 | 40 500 | 82 709 | 104,22 |
| GERMANY, FED. REP. OF | 120 000 | 85 110 | -29,08 | 143 783 | 186 861 | 29,96 |
| BELGIUM | 0 | 5 | - | 0 | 9 | - |
| SWITZERLAND | 94 | 32 | -65,96 | 141 | 48 | -65,96 |
| FINLAND | 25 000 | 0 | -100,00 | 25 041 | 0 | -100,00 |
| ITALY | 18 000 | 0 | -100,00 | 31 794 | 0 | -100,00 |
| SPAIN | 300 | 0 | -100,00 | 552 | 0 | -100,00 |
| PORTUGAL | 29 000 | 75 000 | 158,62 | 63 050 | 167 895 | 166,29 |
| GREECE | 74 550 | 150 550 | 101,95 | 86 610 | 304 357 | 251,41 |
| POLAND | 0 | 25 000 | - | 0 | 30 000 | - |
| ROMANIA | 12 000 | 0 | -100,00 | 13 200 | 0 | -100,00 |
| UKRAINE | 10 000 | 0 | -100,00 | 20 912 | 0 | -100,00 |
| LITHUANIA | 0 | 3 000 | - | 0 | 8 650 | - |
| LATVIA | 8 400 | 0 | -100,00 | 9 936 | 0 | -100,00 |
| ESTONIA | 0 | 20 200 | - | 0 | 36 921 | - |
| CROATIA | 0 | 12 000 | - | 0 | 22 812 | - |
| RUSSIA FEDERATION | 55 000 | 21 000 | -61,82 | 70 835 | 49 800 | -29,70 |
| -BIJI PALA & BUNGANYA DAN KAI | 3 145 209 | 2 781 054 | -11,58 | 22 885 144 | 17 356 465 | -24,16 |
| JAPAN | 57 960 | 81 214 | 40,12 | 1 263 893 | 1 109 405 | -12,22 |
| HONG KONG | 4 181 | 1 280 | -69,39 | 20 569 | 1 828 | -91,11 |
| KOREA, REPUBLIC OF | 35 825 | 46 105 | 28,70 | 380 409 | 295 484 | -22,32 |
| TAIWAN | 20 | 366 | 1 730,00 | 144 | 512 | 255,56 |
| CHINA | 17 250 | 0 | -100,00 | 13 800 | 0 | -100,00 |
| THAILAND | 9 510 | 35 680 | 275,18 | 169 628 | 233 652 | 37,74 |
| SINGAPORE | 22 552 | 18 346 | -18,65 | 207 404 | 244 033 | 17,66 |
| PHILIPPINES | 12 520 | 38 000 | 203,51 | 101 590 | 255 365 | 151,37 |
| MALAYSIA | 148 748 | 125 741 | -15,47 | 551 346 | 136 343 | -75,27 |
| MYANMAR | 8 370 | 0 | -100,00 | 126 592 | 0 | -100,00 |
| BRUNEI DARUSSALAM | 0 | 512 | - | 0 | 6 687 | - |
| VIET NAM | 1 582 680 | 1 423 974 | -10,03 | 5 070 279 | 4 382 816 | -13,56 |
| INDIA | 103 900 | 149 486 | 43,87 | 1 044 535 | 1 190 702 | 13,99 |
| PAKISTAN | 33 497 | 58 318 | 74,10 | 180 253 | 281 945 | 56,42 |
| BANGLADESH | 27 790 | 15 960 | -42,57 | 439 957 | 215 460 | -51,03 |
| SRI LANKA | 7 010 | 0 | -100,00 | 119 366 | 0 | -100,00 |
| SAUDI ARABIA | 9 555 | 5 200 | -45,58 | 7 483 | 1 560 | -79,15 |
| ISRAEL | 0 | 500 | - | 0 | 7 000 | - |
| KUWAIT | 0 | 5 | - | 0 | 23 | - |
| UNITED ARAB EMIRATES | 5 100 | 6 | -99,88 | 2 000 | 72 | -96,40 |
| QATAR | 831 | 1 741 | 109,51 | 1 247 | 4 733 | 279,55 |
| NIGERIA | 7 500 | 2 100 | -72,00 | 45 000 | 1 844 | -95,90 |
| AUSTRALIA | 30 068 | 16 877 | -43,87 | 279 404 | 155 670 | -44,28 |
| NEW ZEALAND | 475 | 0 | -100,00 | 6 422 | 0 | -100,00 |
| EAST TIMOR | 455 | 200 | -56,04 | 156 | 33 | -78,85 |
| UNITED STATES | 222 280 | 220 722 | -0,70 | 2 318 417 | 2 020 467 | -12,85 |
| CANADA | 6 000 | 4 000 | -33,33 | 21 622 | 42 740 | 97,67 |
| CHILE | 500 | 0 | -100,00 | 4 500 | 0 | -100,00 |
| ARGENTINA | 18 300 | 26 900 | 46,99 | 163 328 | 133 488 | -18,27 |
| BRAZIL | 12 000 | 7 000 | -41,67 | 174 000 | 52 677 | -69,73 |
| COSTA RICA | 300 | 0 | -100,00 | 2 175 | 0 | -100,00 |
| UNITED KINGDOM | 4 040 | 9 920 | 145,54 | 144 145 | 192 984 | 33,88 |
| NETHERLANDS | 261 029 | 246 049 | -5,74 | 3 733 628 | 3 222 234 | -13,70 |
| FRANCE | 15 000 | 25 200 | 68,00 | 104 250 | 460 108 | 341,35 |
| GERMANY, FED. REP. OF | 190 737 | 113 095 | -40,71 | 2 336 760 | 1 314 696 | -43,74 |
| BELGIUM | 67 526 | 64 057 | -5,14 | 1 220 728 | 899 729 | -26,30 |
| DENMARK | 0 | 7 500 | - | 0 | 100 000 | - |
| SWEDEN | 0 | 5 000 | - | 0 | 97 375 | - |
| ITALY | 162 000 | 15 000 | -90,74 | 2 053 971 | 195 000 | -90,51 |
| SPAIN | 14 000 | 15 000 | 7,14 | 117 820 | 99 800 | -15,29 |
| ROMANIA | 18 200 | 0 | -100,00 | 215 968 | 0 | -100,00 |
| LATVIA | 300 | 0 | -100,00 | 3 780 | 0 | -100,00 |
| RUSSIA FEDERATION | 27 200 | 0 | -100,00 | 238 575 | 0 | -100,00 |

TABEL 5. PERKEMBANGAN EKSPOR INDONESIA MENURUT KOMODITI DAN NEGARA TUJUAN

| JENIS BARANG | BERAT BERSIH (KG) | | PERUB | NILAI FOB (US \$) | | PERUB |
|----------------------------|-------------------|------------------|---------------|-------------------|-------------------|---------------|
| | JAN-FEB 2012 | JAN-FEB 2013 | % | JAN-FEB 2012 | JAN-FEB 2013 | % |
| (1) | (2) | (3) | (4) | (5) | (6) | (7) |
| -PANILI | 46 677 | 7 933 | -83,00 | 973 603 | 325 269 | -66,59 |
| JAPAN | 500 | 0 | -100,00 | 7 000 | 0 | -100,00 |
| KOREA, REPUBLIC OF | 400 | 69 | -82,75 | 15 200 | 2 415 | -84,11 |
| TAIWAN | 99 | 50 | -49,49 | 6 710 | 3 920 | -41,58 |
| CHINA | 1 300 | 0 | -100,00 | 52 900 | 0 | -100,00 |
| SINGAPORE | 2 | 256 | 12 700,00 | 2 | 8 911 | 445 450,00 |
| MALAYSIA | 290 | 51 | -82,41 | 412 | 1 343 | 225,97 |
| INDIA | 50 | 0 | -100,00 | 2 050 | 0 | -100,00 |
| SRI LANKA | 0 | 100 | - | 0 | 5 900 | - |
| UNITED ARAB EMIRATES | 0 | 154 | - | 0 | 3 850 | - |
| AUSTRALIA | 125 | 64 | -48,80 | 5 275 | 500 | -90,52 |
| NEW ZEALAND | 15 | 0 | -100,00 | 1 500 | 0 | -100,00 |
| UNITED STATES | 32 339 | 6 174 | -80,91 | 647 414 | 250 490 | -61,31 |
| UNITED KINGDOM | 0 | 50 | - | 0 | 4 750 | - |
| NETHERLANDS | 0 | 78 | - | 0 | 490 | - |
| GERMANY, FED. REP. OF | 11 500 | 0 | -100,00 | 234 000 | 0 | -100,00 |
| BELGIUM | 0 | 11 | - | 0 | 150 | - |
| SWITZERLAND | 57 | 6 | -89,47 | 1 140 | 120 | -89,47 |
| PORTUGAL | 0 | 500 | - | 0 | 21 900 | - |
| POLAND | 0 | 370 | - | 0 | 20 530 | - |
| -LAINNYA | 1 439 898 | 4 815 785 | 234,45 | 5 372 568 | 10 474 136 | 94,96 |
| JAPAN | 75 120 | 91 930 | 22,38 | 142 103 | 395 196 | 178,11 |
| HONG KONG | 5 769 | 19 151 | 231,96 | 18 037 | 28 666 | 58,93 |
| KOREA, REPUBLIC OF | 7 910 | 4 152 | -47,51 | 81 300 | 47 540 | -41,53 |
| TAIWAN | 12 191 | 6 344 | -47,96 | 82 525 | 170 349 | 106,42 |
| CHINA | 6 300 | 0 | -100,00 | 36 462 | 0 | -100,00 |
| THAILAND | 7 600 | 6 530 | -14,08 | 68 482 | 40 841 | -40,36 |
| SINGAPORE | 134 216 | 333 227 | 148,28 | 258 033 | 2 231 610 | 764,85 |
| MALAYSIA | 319 084 | 885 121 | 177,39 | 624 865 | 603 397 | -3,44 |
| MYANMAR | 13 975 | 0 | -100,00 | 96 019 | 0 | -100,00 |
| VIET NAM | 161 656 | 183 665 | 13,61 | 172 193 | 577 451 | 235,35 |
| INDIA | 123 890 | 859 526 | 593,78 | 360 931 | 1 717 703 | 375,91 |
| PAKISTAN | 0 | 1 856 362 | - | 0 | 1 505 714 | - |
| BANGLADESH | 0 | 133 159 | - | 0 | 99 599 | - |
| SRI LANKA | 22 483 | 0 | -100,00 | 59 137 | 0 | -100,00 |
| IRAN (ISLAMIC REPUBLIC OF) | 0 | 36 600 | - | 0 | 42 795 | - |
| SAUDI ARABIA | 83 157 | 126 125 | 51,67 | 805 305 | 1 259 958 | 56,46 |
| KUWAIT | 39 880 | 0 | -100,00 | 55 922 | 0 | -100,00 |
| JORDAN | 9 160 | 6 500 | -29,04 | 8 418 | 9 071 | 7,76 |
| LEBANON | 5 000 | 9 030 | 80,60 | 6 920 | 10 204 | 47,46 |
| SYRIA ARAB REPUBLIC | 8 010 | 8 310 | 3,75 | 5 207 | 9 737 | 87,00 |
| TURKEY | 0 | 20 010 | - | 0 | 24 472 | - |
| UNITED ARAB EMIRATES | 7 000 | 15 020 | 114,57 | 84 965 | 17 581 | -79,31 |
| QATAR | 905 | 60 | -93,37 | 1 357 | 115 | -91,53 |
| BAHRAIN | 0 | 6 | - | 0 | 10 | - |
| EGYPT | 174 985 | 20 010 | -88,56 | 401 416 | 23 573 | -94,13 |
| SOUTH AFRICA | 5 010 | 7 010 | 39,92 | 18 310 | 32 225 | 76,00 |
| AUSTRALIA | 1 027 | 7 025 | 584,03 | 6 459 | 91 837 | 1 321,85 |
| NEW ZEALAND | 75 | 400 | 433,33 | 2 947 | 4 104 | 39,26 |
| NEW CALEDONIA | 399 | 0 | -100,00 | 423 | 0 | -100,00 |
| CHRISTMAS ISLANDS | 0 | 11 | - | 0 | 11 | - |
| EAST TIMOR | 556 | 720 | 29,50 | 97 | 77 | -20,62 |
| UNITED STATES | 119 527 | 72 042 | -39,73 | 1 227 881 | 805 258 | -34,42 |
| CANADA | 2 100 | 2 100 | 0,00 | 11 753 | 10 714 | -8,84 |
| MEXICO | 0 | 8 520 | - | 0 | 9 404 | - |
| SURINAME | 165 | 0 | -100,00 | 2 661 | 0 | -100,00 |
| CHILE | 2 490 | 0 | -100,00 | 16 839 | 0 | -100,00 |
| ARGENTINA | 4 030 | 100 | -97,52 | 15 594 | 648 | -95,84 |
| BRAZIL | 7 920 | 20 190 | 154,92 | 133 927 | 281 905 | 110,49 |
| COSTA RICA | 510 | 0 | -100,00 | 2 070 | 0 | -100,00 |
| UNITED KINGDOM | 14 836 | 8 800 | -40,68 | 180 660 | 53 277 | -70,51 |
| NETHERLANDS | 16 626 | 5 854 | -64,79 | 100 425 | 64 160 | -36,11 |
| FRANCE | 1 200 | 4 436 | 269,67 | 14 136 | 36 592 | 158,86 |
| GERMANY, FED. REP. OF | 36 000 | 45 515 | 26,43 | 206 885 | 181 813 | -12,12 |
| BELGIUM | 0 | 2 024 | - | 0 | 30 789 | - |
| SWITZERLAND | 26 | 0 | -100,00 | 39 | 0 | -100,00 |
| DENMARK | 0 | 3 000 | - | 0 | 31 750 | - |
| ITALY | 8 010 | 0 | -100,00 | 54 670 | 0 | -100,00 |
| UKRAINE | 0 | 7 000 | - | 0 | 21 000 | - |
| LITHUANIA | 0 | 200 | - | 0 | 2 990 | - |
| RUSSIA FEDERATION | 1 100 | 0 | -100,00 | 7 195 | 0 | -100,00 |
| TEBKAU | 3 544 020 | 3 437 231 | -3,01 | 12 775 415 | 12 300 841 | -3,71 |
| JAPAN | 18 | 27 | 50,00 | 18 | 27 | 50,00 |
| TAIWAN | 313 960 | 301 840 | -3,86 | 17 797 | 7 772 | -56,33 |

TABEL 5. PERKEMBANGAN EKSPOR INDONESIA MENURUT KOMODITI DAN NEGARA TUJUAN

| JENIS BARANG | BERAT BERSIH (KG) | | PERUB | NILAI FOB (US \$) | | PERUB |
|----------------------------|-------------------|-------------------|---------------|-------------------|-------------------|---------------|
| | JAN-FEB 2012 | JAN-FEB 2013 | % | JAN-FEB 2012 | JAN-FEB 2013 | % |
| (1) | (2) | (3) | (4) | (5) | (6) | (7) |
| CHINA | 0 | 5 400 | - | 0 | 9 720 | - |
| SINGAPORE | 134 640 | 805 | -99,40 | 863 082 | 4 775 | -99,45 |
| PHILIPPINES | 203 640 | 769 920 | 278,08 | 1 364 928 | 4 025 271 | 194,91 |
| MALAYSIA | 125 400 | 418 240 | 233,52 | 618 380 | 779 969 | 26,13 |
| SRI LANKA | 72 166 | 146 926 | 103,59 | 1 475 297 | 2 171 514 | 47,19 |
| EGYPT | 19 132 | 10 200 | -46,69 | 4 784 | 19 370 | 304,89 |
| BOTSWANA | 22 000 | 0 | -100,00 | 26 400 | 0 | -100,00 |
| SENEGAL | 20 000 | 0 | -100,00 | 24 000 | 0 | -100,00 |
| SOUTH AFRICA | 13 440 | 18 000 | 33,93 | 2 285 | 16 200 | 608,97 |
| NEW ZEALAND | 300 | 0 | -100,00 | 2 694 | 0 | -100,00 |
| UNITED STATES | 619 643 | 1 065 895 | 72,02 | 1 403 344 | 2 170 543 | 54,67 |
| HONDURAS | 0 | 6 305 | - | 0 | 349 840 | - |
| NICARAGUA | 0 | 14 646 | - | 0 | 182 202 | - |
| CUBA | 400 000 | 0 | -100,00 | 748 000 | 0 | -100,00 |
| CHILE | 172 800 | 0 | -100,00 | 60 480 | 0 | -100,00 |
| ARGENTINA | 9 000 | 0 | -100,00 | 50 065 | 0 | -100,00 |
| DOMINICAN REPUBLIC | 298 695 | 58 205 | -80,51 | 1 646 343 | 555 671 | -66,25 |
| UNITED KINGDOM | 11 000 | 0 | -100,00 | 38 340 | 0 | -100,00 |
| NETHERLANDS | 389 400 | 63 699 | -83,64 | 962 742 | 636 132 | -33,92 |
| FRANCE | 0 | 236 160 | - | 0 | 73 728 | - |
| GERMANY, FED. REP. OF | 11 655 | 47 450 | 307,12 | 137 823 | 366 663 | 166,04 |
| BELGIUM | 566 191 | 173 513 | -69,35 | 2 295 477 | 826 444 | -64,00 |
| DENMARK | 39 600 | 0 | -100,00 | 99 000 | 0 | -100,00 |
| SPAIN | 37 816 | 0 | -100,00 | 883 449 | 0 | -100,00 |
| POLAND | 9 660 | 0 | -100,00 | 3 455 | 0 | -100,00 |
| ROMANIA | 14 400 | 0 | -100,00 | 2 448 | 0 | -100,00 |
| SLOVAKIA | 0 | 40 000 | - | 0 | 36 000 | - |
| RUSSIA FEDERATION | 39 464 | 60 000 | 52,04 | 44 784 | 69 000 | 54,07 |
| BIJI COKLAT | 31 129 757 | 16 889 168 | -45,75 | 66 051 682 | 39 003 768 | -40,95 |
| JAPAN | 38 438 | 25 000 | -34,96 | 151 230 | 187 838 | 24,21 |
| KOREA, REPUBLIC OF | 0 | 1 363 742 | - | 0 | 183 504 | - |
| CHINA | 1 895 070 | 210 000 | -88,92 | 4 188 426 | 564 258 | -86,53 |
| THAILAND | 1 500 000 | 935 500 | -37,63 | 3 757 500 | 2 555 420 | -31,99 |
| SINGAPORE | 5 355 292 | 2 239 461 | -58,18 | 11 889 970 | 5 748 674 | -51,65 |
| PHILIPPINES | 80 268 | 354 256 | 341,34 | 12 264 | 61 095 | 398,17 |
| MALAYSIA | 21 105 582 | 9 798 709 | -53,57 | 44 371 949 | 24 245 498 | -45,36 |
| INDIA | 925 014 | 1 900 000 | 105,40 | 855 517 | 5 107 000 | 496,95 |
| EAST TIMOR | 30 | 0 | -100,00 | 23 | 0 | -100,00 |
| UNITED STATES | 65 313 | 50 000 | -23,45 | 299 575 | 264 231 | -11,80 |
| NETHERLANDS | 0 | 12 500 | - | 0 | 86 250 | - |
| GERMANY, FED. REP. OF | 50 000 | 0 | -100,00 | 192 626 | 0 | -100,00 |
| BELGIUM | 62 500 | 0 | -100,00 | 215 000 | 0 | -100,00 |
| SWITZERLAND | 1 000 | 0 | -100,00 | 1 330 | 0 | -100,00 |
| ESTONIA | 51 200 | 0 | -100,00 | 116 122 | 0 | -100,00 |
| SLOVENIA | 50 | 0 | -100,00 | 150 | 0 | -100,00 |
| -IKAN TONGKOL/TUNA | 14 647 435 | 8 578 433 | -41,43 | 40 294 923 | 24 577 866 | -39,01 |
| JAPAN | 3 340 356 | 2 935 268 | -12,13 | 14 494 622 | 11 163 592 | -22,98 |
| HONG KONG | 10 003 | 11 | -99,89 | 80 005 | 13 | -99,98 |
| KOREA, REPUBLIC OF | 27 293 | 35 686 | 30,75 | 72 926 | 108 272 | 48,47 |
| TAIWAN | 21 121 | 0 | -100,00 | 13 453 | 0 | -100,00 |
| CHINA | 360 804 | 162 150 | -55,06 | 705 630 | 169 755 | -75,94 |
| THAILAND | 6 645 352 | 2 765 580 | -58,38 | 10 584 203 | 4 194 276 | -60,37 |
| SINGAPORE | 17 215 | 60 986 | 254,26 | 47 267 | 238 112 | 403,76 |
| PHILIPPINES | 54 000 | 11 150 | -79,35 | 88 880 | 7 283 | -91,81 |
| MALAYSIA | 149 023 | 80 974 | -45,66 | 211 365 | 123 959 | -41,35 |
| BRUNEI DARUSSALAM | 2 405 | 0 | -100,00 | 2 405 | 0 | -100,00 |
| VIET NAM | 476 524 | 147 383 | -69,07 | 567 381 | 644 737 | 13,63 |
| SRI LANKA | 0 | 37 338 | - | 0 | 82 111 | - |
| IRAN (ISLAMIC REPUBLIC OF) | 1 204 951 | 56 054 | -95,35 | 2 229 790 | 90 929 | -95,92 |
| KUWAIT | 1 000 | 150 | -85,00 | 14 480 | 2 100 | -85,50 |
| JORDAN | 0 | 15 309 | - | 0 | 62 064 | - |
| LEBANON | 26 575 | 0 | -100,00 | 180 575 | 0 | -100,00 |
| OMAN | 22 000 | 0 | -100,00 | 122 100 | 0 | -100,00 |
| UNITED ARAB EMIRATES | 1 304 | 87 608 | 6 618,40 | 15 240 | 41 216 | 170,45 |
| BAHRAIN | 200 | 200 | 0,00 | 3 280 | 2 980 | -9,15 |
| CYPRUS | 4 576 | 0 | -100,00 | 53 458 | 0 | -100,00 |
| EGYPT | 247 500 | 407 500 | 64,65 | 196 800 | 425 600 | 116,26 |
| ALGERIA | 235 000 | 0 | -100,00 | 1 022 550 | 0 | -100,00 |
| ANGOLA | 31 968 | 0 | -100,00 | 103 224 | 0 | -100,00 |
| MAURITIUS | 1 557 | 22 965 | 1 374,95 | 4 671 | 72 232 | 1 446,39 |
| AUSTRALIA | 35 001 | 16 631 | -52,48 | 365 480 | 37 555 | -89,72 |
| NEW ZEALAND | 25 000 | 15 000 | -40,00 | 12 200 | 23 250 | 90,57 |
| AMERICAN SAMOA | 0 | 135 099 | - | 0 | 241 558 | - |
| UNITED STATES | 624 111 | 366 620 | -41,26 | 5 866 415 | 2 466 540 | -57,95 |
| MEXICO | 0 | 25 000 | - | 0 | 67 000 | - |

TABEL 5. PERKEMBANGAN EKSPOR INDONESIA MENURUT KOMODITI DAN NEGARA TUJUAN

| JENIS BARANG | BERAT BERSIH (KG) | | PERUB | NILAI FOB (US \$) | | PERUB |
|-----------------------------------|-------------------|-------------------|---------------|-------------------|-------------------|---------------|
| | JAN-FEB 2012 | JAN-FEB 2013 | % | JAN-FEB 2012 | JAN-FEB 2013 | % |
| (1) | (2) | (3) | (4) | (5) | (6) | (7) |
| PUERTO RICO | 3 066 | 0 | -100,00 | 41 917 | 0 | -100,00 |
| UNITED KINGDOM | 0 | 2 350 | - | 0 | 4 957 | - |
| NETHERLANDS | 2 700 | 429 471 | 15 806,33 | 17 750 | 2 147 395 | 11 998,00 |
| FRANCE | 136 617 | 216 737 | 58,65 | 509 237 | 662 252 | 30,05 |
| GERMANY, FED. REP. OF | 12 866 | 500 | -96,11 | 38 594 | 1 499 | -96,12 |
| BELGIUM | 23 000 | 0 | -100,00 | 108 000 | 0 | -100,00 |
| ITALY | 589 | 110 | -81,32 | 1 710 | 600 | -64,91 |
| SPAIN | 591 275 | 394 603 | -33,26 | 1 572 062 | 1 050 279 | -33,19 |
| PORTUGAL | 301 543 | 150 000 | -50,26 | 765 342 | 445 750 | -41,76 |
| RUSSIA FEDERATION | 10 940 | 0 | -100,00 | 181 911 | 0 | -100,00 |
| -UBUR-UBUR | 1 563 943 | 654 245 | -58,17 | 4 544 186 | 3 291 133 | -27,57 |
| JAPAN | 146 406 | 129 872 | -11,29 | 726 196 | 814 077 | 12,10 |
| HONG KONG | 13 957 | 13 575 | -2,74 | 260 581 | 285 774 | 9,67 |
| KOREA, REPUBLIC OF | 77 356 | 65 386 | -15,47 | 291 026 | 265 721 | -8,70 |
| TAIWAN | 303 970 | 14 855 | -95,11 | 736 676 | 138 229 | -81,24 |
| CHINA | 123 160 | 25 955 | -78,93 | 283 274 | 146 542 | -48,27 |
| THAILAND | 36 218 | 4 825 | -86,68 | 152 999 | 92 638 | -39,45 |
| SINGAPORE | 36 846 | 42 852 | 16,30 | 255 948 | 159 313 | -37,76 |
| PHILIPPINES | 1 200 | 1 520 | 26,67 | 34 462 | 50 165 | 45,57 |
| MALAYSIA | 57 658 | 42 960 | -25,49 | 310 935 | 334 971 | 7,73 |
| BRUNEI DARUSSALAM | 750 | 295 | -60,67 | 27 757 | 14 464 | -47,89 |
| VIET NAM | 691 064 | 253 195 | -63,36 | 317 325 | 166 366 | -47,57 |
| INDIA | 85 | 0 | -100,00 | 750 | 0 | -100,00 |
| PAKISTAN | 15 | 0 | -100,00 | 4 | 0 | -100,00 |
| SAUDI ARABIA | 13 375 | 13 203 | -1,29 | 182 997 | 134 754 | -26,36 |
| ISRAEL | 174 | 30 | -82,76 | 716 | 140 | -80,45 |
| KUWAIT | 84 | 62 | -26,19 | 874 | 146 | -83,30 |
| LEBANON | 264 | 201 | -23,86 | 578 | 585 | 1,21 |
| TURKEY | 5 | 0 | -100,00 | 124 | 0 | -100,00 |
| UNITED ARAB EMIRATES | 16 880 | 13 355 | -20,88 | 481 260 | 391 783 | -18,59 |
| QATAR | 6 770 | 0 | -100,00 | 161 688 | 0 | -100,00 |
| SOUTH AFRICA | 57 | 135 | 136,84 | 850 | 552 | -35,06 |
| AUSTRALIA | 7 185 | 8 020 | 11,62 | 168 713 | 141 729 | -15,99 |
| UNITED STATES | 3 882 | 2 733 | -29,60 | 31 704 | 27 891 | -12,03 |
| CANADA | 85 | 10 | -88,24 | 301 | 15 | -95,02 |
| MEXICO | 90 | 0 | -100,00 | 605 | 0 | -100,00 |
| VENEZUELA | 20 | 0 | -100,00 | 140 | 0 | -100,00 |
| BRAZIL | 0 | 50 | - | 0 | 312 | - |
| PERU | 0 | 15 | - | 0 | 46 | - |
| UNITED KINGDOM | 3 892 | 3 385 | -13,03 | 10 520 | 21 094 | 100,51 |
| NETHERLANDS | 2 670 | 4 505 | 68,73 | 25 927 | 46 583 | 79,67 |
| FRANCE | 155 | 414 | 167,10 | 810 | 2 794 | 244,94 |
| GERMANY, FED. REP. OF | 500 | 478 | -4,40 | 5 099 | 1 705 | -66,56 |
| AUSTRIA | 80 | 0 | -100,00 | 2 400 | 0 | -100,00 |
| SWITZERLAND | 228 | 188 | -17,54 | 230 | 881 | 283,04 |
| DENMARK | 30 | 70 | 133,33 | 200 | 526 | 163,00 |
| NORWAY | 0 | 201 | - | 0 | 1 020 | - |
| FINLAND | 40 | 0 | -100,00 | 77 | 0 | -100,00 |
| IRELAND | 360 | 0 | -100,00 | 920 | 0 | -100,00 |
| ITALY | 16 989 | 10 912 | -35,77 | 64 316 | 47 415 | -26,28 |
| SPAIN | 48 | 50 | 4,17 | 1 751 | 360 | -79,44 |
| GREECE | 131 | 103 | -21,37 | 220 | 187 | -15,00 |
| POLAND | 319 | 184 | -42,32 | 1 220 | 1 284 | 5,25 |
| BULGARIA | 58 | 0 | -100,00 | 176 | 0 | -100,00 |
| UKRAINE | 0 | 73 | - | 0 | 180 | - |
| LITHUANIA | 41 | 0 | -100,00 | 270 | 0 | -100,00 |
| CZECH REPUBLIC | 2 | 0 | -100,00 | 397 | 0 | -100,00 |
| REP. OF MACEDONIA | 39 | 0 | -100,00 | 125 | 0 | -100,00 |
| RUSSIA FEDERATION | 805 | 578 | -28,20 | 1 045 | 891 | -14,74 |
| -KEPITING, KERANG-KERANGAN | 16 009 474 | 14 148 141 | -11,63 | 36 751 923 | 46 421 384 | 26,31 |
| JAPAN | 158 099 | 105 793 | -33,08 | 982 891 | 574 020 | -41,60 |
| HONG KONG | 429 814 | 102 052 | -76,26 | 586 002 | 451 506 | -22,95 |
| KOREA, REPUBLIC OF | 924 200 | 405 584 | -56,12 | 2 126 063 | 1 422 041 | -33,11 |
| TAIWAN | 705 972 | 848 471 | 20,18 | 1 338 518 | 1 134 611 | -15,23 |
| CHINA | 7 635 724 | 5 814 005 | -23,86 | 17 304 022 | 15 798 719 | -8,70 |
| MACAU | 0 | 2 | - | 0 | 30 | - |
| THAILAND | 796 343 | 1 463 400 | 83,77 | 901 896 | 719 392 | -20,24 |
| SINGAPORE | 411 272 | 394 370 | -4,11 | 1 039 512 | 1 338 143 | 28,73 |
| MALAYSIA | 571 763 | 659 627 | 15,37 | 1 400 732 | 1 518 157 | 8,38 |
| LAO PEOPLE'S DEM. REP. | 0 | 12 | - | 0 | 90 | - |
| VIET NAM | 2 295 808 | 1 355 405 | -40,96 | 2 950 924 | 2 107 581 | -28,58 |
| MALDIVES | 0 | 265 | - | 0 | 2 650 | - |
| INDIA | 0 | 90 | - | 0 | 640 | - |
| PAKISTAN | 2 | 5 | 150,00 | 28 | 4 | -85,71 |
| SRI LANKA | 0 | 16 628 | - | 0 | 9 322 | - |

TABEL 5. PERKEMBANGAN EKSPOR INDONESIA MENURUT KOMODITI DAN NEGARA TUJUAN

| JENIS BARANG | BERAT BERSIH (KG) | | PERUB | NILAI FOB (US \$) | | PERUB |
|----------------------------|-------------------|----------------|--------------|-------------------|----------------|-------------|
| | JAN-FEB 2012 | JAN-FEB 2013 | % | JAN-FEB 2012 | JAN-FEB 2013 | % |
| (1) | (2) | (3) | (4) | (5) | (6) | (7) |
| IRAQ | 0 | 10 | - | 0 | 56 | - |
| IRAN (ISLAMIC REPUBLIC OF) | 557 | 484 | -13,11 | 3 427 | 2 883 | -15,87 |
| SAUDI ARABIA | 5 | 0 | -100,00 | 71 | 0 | -100,00 |
| ISRAIL | 486 | 1 417 | 191,56 | 3 601 | 3 005 | -16,55 |
| KUWAIT | 117 | 284 | 142,74 | 415 | 2 040 | 391,57 |
| JORDAN | 20 | 17 | -15,00 | 82 | 118 | 43,90 |
| LEBANON | 9 | 7 | -22,22 | 70 | 40 | -42,86 |
| TURKEY | 30 | 630 | 2 000,00 | 1 701 | 1 421 | -16,46 |
| UNITED ARAB EMIRATES | 7 272 | 605 | -91,68 | 26 914 | 2 540 | -90,56 |
| QATAR | 7 | 41 | 485,71 | 60 | 240 | 300,00 |
| BAHRAIN | 222 | 109 | -50,90 | 290 | 1 525 | 425,86 |
| CYPRUS | 32 880 | 4 530 | -86,22 | 109 354 | 14 883 | -86,39 |
| TUNISIA | 0 | 23 725 | - | 0 | 65 310 | - |
| REUNION | 0 | 18 200 | - | 0 | 124 606 | - |
| SOUTH AFRICA | 431 | 165 | -61,72 | 1 917 | 2 357 | 22,95 |
| MAURITIUS | 0 | 10 505 | - | 0 | 28 713 | - |
| AUSTRALIA | 174 404 | 140 201 | -19,61 | 796 096 | 774 314 | -2,74 |
| NEW ZEALAND | 119 | 50 | -57,98 | 474 | 120 | -74,68 |
| EAST TIMOR | 1 000 | 0 | -100,00 | 444 | 0 | -100,00 |
| UNITED STATES | 307 110 | 892 864 | 190,73 | 1 772 968 | 12 939 480 | 629,82 |
| CANADA | 30 238 | 5 836 | -80,70 | 211 862 | 19 154 | -90,96 |
| MEXICO | 0 | 71 | - | 0 | 873 | - |
| HONDURAS | 0 | 9 979 | - | 0 | 44 100 | - |
| SURINAME | 5 | 0 | -100,00 | 8 | 0 | -100,00 |
| ARGENTINA | 25 | 0 | -100,00 | 150 | 0 | -100,00 |
| BRAZIL | 2 | 388 | 19 300,00 | 56 | 642 | 1 046,43 |
| PUERTO RICO | 6 396 | 12 247 | 91,48 | 41 317 | 85 268 | 106,38 |
| DOMINICAN REPUBLIC | 0 | 21 365 | - | 0 | 40 891 | - |
| MARTINIQUE | 6 900 | 4 500 | -34,78 | 18 492 | 12 675 | -31,46 |
| GUADELOUPE | 48 020 | 22 480 | -53,19 | 133 348 | 62 042 | -53,47 |
| UNITED KINGDOM | 6 977 | 65 246 | 835,16 | 45 387 | 556 687 | 1 126,53 |
| NETHERLANDS | 20 423 | 29 600 | 44,93 | 65 580 | 250 161 | 281,46 |
| FRANCE | 30 491 | 25 576 | -16,12 | 100 252 | 86 973 | -13,25 |
| GERMANY, FED. REP. OF | 10 313 | 21 626 | 109,70 | 53 930 | 111 668 | 107,06 |
| AUSTRIA | 414 | 1 656 | 300,00 | 299 | 5 184 | 1 633,78 |
| BELGIUM | 17 018 | 14 894 | -12,48 | 103 772 | 110 147 | 6,14 |
| SWITZERLAND | 24 528 | 993 | -95,95 | 14 181 | 2 518 | -82,24 |
| DENMARK | 600 | 18 150 | 2 925,00 | 2 417 | 62 613 | 2 490,53 |
| NORWAY | 577 | 57 | -90,12 | 3 613 | 537 | -85,14 |
| SWEDEN | 158 | 4 090 | 2 488,61 | 652 | 47 639 | 7 206,60 |
| FINLAND | 30 | 0 | -100,00 | 82 | 0 | -100,00 |
| ITALY | 1 164 355 | 1 318 327 | 13,22 | 3 934 573 | 4 951 880 | 25,86 |
| SPAIN | 184 | 842 | 357,61 | 1 626 | 3 945 | 142,62 |
| PORTUGAL | 10 005 | 60 032 | 500,02 | 37 821 | 151 096 | 299,50 |
| GREECE | 40 213 | 146 127 | 263,38 | 109 870 | 435 619 | 296,49 |
| HUNGARY | 3 | 7 | 133,33 | 53 | 34 | -35,85 |
| POLAND | 830 | 850 | 2,41 | 6 282 | 3 182 | -49,35 |
| ROMANIA | 0 | 10 | - | 0 | 48 | - |
| BULGARIA | 5 | 0 | -100,00 | 80 | 0 | -100,00 |
| ALBANIA | 10 500 | 29 050 | 176,67 | 26 475 | 109 047 | 311,89 |
| KAZAKHSTAN | 2 | 0 | -100,00 | 40 | 0 | -100,00 |
| UKRAINE | 70 | 100 | 42,86 | 563 | 49 | -91,30 |
| ESTONIA | 600 | 0 | -100,00 | 7 400 | 0 | -100,00 |
| CROATIA | 37 318 | 64 880 | 73,86 | 113 692 | 198 111 | 74,25 |
| MALTA | 11 688 | 8 576 | -26,63 | 32 406 | 20 584 | -36,48 |
| CZECH REPUBLIC | 268 | 436 | 62,69 | 2 339 | 3 447 | 47,37 |
| RUSSIA FEDERATION | 76 652 | 597 | -99,22 | 334 833 | 4 013 | -98,80 |
| -BEKICOT | 425 635 | 397 459 | -6,62 | 766 567 | 837 680 | 9,28 |
| JAPAN | 47 | 645 | 1 272,34 | 595 | 2 068 | 247,56 |
| HONG KONG | 82 277 | 115 961 | 40,94 | 132 248 | 116 225 | -12,12 |
| KOREA, REPUBLIC OF | 6 474 | 12 055 | 86,21 | 27 941 | 61 236 | 119,16 |
| TAIWAN | 265 868 | 244 668 | -7,97 | 443 638 | 538 290 | 21,34 |
| CHINA | 7 000 | 0 | -100,00 | 14 000 | 0 | -100,00 |
| THAILAND | 11 000 | 0 | -100,00 | 6 400 | 0 | -100,00 |
| SINGAPORE | 171 | 1 617 | 845,61 | 503 | 9 762 | 1 840,76 |
| MALAYSIA | 23 786 | 4 | -99,98 | 17 022 | 30 | -99,82 |
| VIET NAM | 3 840 | 4 065 | 5,86 | 21 120 | 20 254 | -4,10 |
| TURKEY | 10 | 55 | 450,00 | 94 | 183 | 94,68 |
| UNITED ARAB EMIRATES | 0 | 3 | - | 0 | 39 | - |
| SOUTH AFRICA | 2 | 20 | 900,00 | 88 | 448 | 409,09 |
| UNITED STATES | 8 585 | 1 431 | -83,33 | 25 523 | 2 917 | -88,57 |
| CANADA | 15 513 | 15 801 | 1,86 | 59 399 | 67 366 | 13,41 |
| UNITED KINGDOM | 126 | 335 | 165,87 | 1 337 | 1 644 | 22,96 |
| NETHERLANDS | 318 | 81 | -74,53 | 4 384 | 1 741 | -60,29 |
| FRANCE | 133 | 83 | -37,59 | 812 | 1 231 | 51,60 |
| GERMANY, FED. REP. OF | 248 | 253 | 2,02 | 9 817 | 9 875 | 0,59 |

TABEL 5. PERKEMBANGAN EKSPOR INDONESIA MENURUT KOMODITI DAN NEGARA TUJUAN

| JENIS BARANG | BERAT BERSIH (KG) | | PERUB | NILAI FOB (US \$) | | PERUB |
|----------------------------|-------------------|-------------------|-------------|-------------------|-------------------|-------------|
| | JAN-FEB 2012 | JAN-FEB 2013 | % | JAN-FEB 2012 | JAN-FEB 2013 | % |
| (1) | (2) | (3) | (4) | (5) | (6) | (7) |
| AUSTRIA | 0 | 1 | - | 0 | 20 | - |
| BELGIUM | 10 | 5 | -50,00 | 19 | 141 | 642,11 |
| SWITZERLAND | 2 | 18 | 800,00 | 31 | 123 | 296,77 |
| DENMARK | 30 | 0 | -100,00 | 60 | 0 | -100,00 |
| NORWAY | 0 | 24 | - | 0 | 152 | - |
| SWEDEN | 53 | 15 | -71,70 | 413 | 35 | -91,53 |
| IRELAND | 3 | 0 | -100,00 | 54 | 0 | -100,00 |
| ITALY | 17 | 68 | 300,00 | 145 | 1 160 | 700,00 |
| SPAIN | 26 | 111 | 326,92 | 582 | 1 156 | 98,63 |
| PORTUGAL | 0 | 10 | - | 0 | 81 | - |
| GREECE | 10 | 15 | 50,00 | 30 | 29 | -3,33 |
| HUNGARY | 3 | 2 | -33,33 | 11 | 20 | 81,82 |
| POLAND | 0 | 47 | - | 0 | 1 079 | - |
| ROMANIA | 0 | 7 | - | 0 | 65 | - |
| BULGARIA | 48 | 0 | -100,00 | 174 | 0 | -100,00 |
| KAZAKHSTAN | 1 | 0 | -100,00 | 15 | 0 | -100,00 |
| MALTA | 0 | 3 | - | 0 | 11 | - |
| CZECH REPUBLIC | 0 | 20 | - | 0 | 132 | - |
| REP. OF MACEDONIA | 21 | 0 | -100,00 | 26 | 0 | -100,00 |
| RUSSIA FEDERATION | 13 | 36 | 176,92 | 86 | 167 | 94,19 |
| -IKAN LAINNYA | 61 275 811 | 66 496 009 | 8,52 | 63 805 202 | 66 942 103 | 4,92 |
| JAPAN | 599 093 | 1 204 994 | 101,14 | 1 560 124 | 2 631 270 | 68,66 |
| HONG KONG | 1 722 645 | 701 395 | -59,28 | 7 454 643 | 4 315 521 | -42,11 |
| KOREA, REPUBLIC OF | 1 182 832 | 1 045 579 | -11,60 | 1 439 017 | 876 605 | -39,08 |
| TAIWAN | 1 681 737 | 1 579 766 | -6,06 | 2 983 007 | 2 719 348 | -8,84 |
| CHINA | 17 516 571 | 25 946 999 | 48,13 | 11 335 605 | 19 039 201 | 67,96 |
| MACAU | 129 | 20 | -84,50 | 3 755 | 350 | -90,68 |
| THAILAND | 22 732 104 | 20 731 010 | -8,80 | 11 734 427 | 10 122 401 | -13,74 |
| SINGAPORE | 4 547 253 | 4 309 373 | -5,23 | 7 100 339 | 7 634 881 | 7,53 |
| PHILIPPINES | 19 636 | 7 854 | -60,00 | 401 665 | 513 924 | 27,95 |
| MALAYSIA | 4 522 604 | 4 864 000 | 7,55 | 6 134 991 | 6 311 623 | 2,88 |
| CAMBODIA | 15 | 0 | -100,00 | 3 000 | 0 | -100,00 |
| BRUNEI DARUSSALAM | 12 280 | 8 246 | -32,85 | 25 275 | 30 719 | 21,54 |
| LAO PEOPLE'S DEM. REP. | 0 | 24 | - | 0 | 425 | - |
| VIET NAM | 4 096 558 | 3 444 745 | -15,91 | 4 321 059 | 3 908 787 | -9,54 |
| INDIA | 72 205 | 75 213 | 4,17 | 241 402 | 230 353 | -4,58 |
| PAKISTAN | 30 | 38 | 26,67 | 294 | 179 | -39,12 |
| BANGLADESH | 70 | 0 | -100,00 | 244 | 0 | -100,00 |
| SRI LANKA | 175 590 | 103 432 | -41,09 | 408 067 | 185 111 | -54,64 |
| IRAQ | 37 | 50 | 35,14 | 210 | 94 | -55,24 |
| IRAN (ISLAMIC REPUBLIC OF) | 2 574 | 6 134 | 138,31 | 65 385 | 101 237 | 54,83 |
| SAUDI ARABIA | 28 062 | 54 811 | 95,32 | 52 627 | 146 602 | 178,57 |
| ISRAEL | 17 174 | 905 | -94,73 | 79 462 | 12 075 | -84,80 |
| KUWAIT | 716 | 1 201 | 67,74 | 2 443 | 4 103 | 67,95 |
| JORDAN | 134 | 234 | 74,63 | 1 013 | 5 473 | 440,28 |
| LEBANON | 107 | 100 | -6,54 | 2 153 | 807 | -62,52 |
| YEMEN | 27 | 0 | -100,00 | 504 | 0 | -100,00 |
| OMAN | 0 | 38 679 | - | 0 | 130 120 | - |
| TURKEY | 71 757 | 20 873 | -70,91 | 140 483 | 84 921 | -39,55 |
| UNITED ARAB EMIRATES | 57 392 | 143 728 | 150,43 | 142 353 | 348 514 | 144,82 |
| QATAR | 24 122 | 1 506 | -93,76 | 50 020 | 5 703 | -88,60 |
| BAHRAIN | 303 | 70 | -76,90 | 4 080 | 1 690 | -58,58 |
| CYPRUS | 0 | 11 219 | - | 0 | 45 549 | - |
| EGYPT | 105 596 | 215 260 | 103,85 | 81 756 | 198 515 | 142,81 |
| MOROCCO | 591 | 0 | -100,00 | 5 531 | 0 | -100,00 |
| ALGERIA | 0 | 390 | - | 0 | 684 | - |
| REUNION | 0 | 33 890 | - | 0 | 167 008 | - |
| LIBERIA | 20 000 | 0 | -100,00 | 58 100 | 0 | -100,00 |
| ANGOLA | 40 000 | 0 | -100,00 | 126 389 | 0 | -100,00 |
| SOUTH AFRICA | 1 450 | 1 010 | -30,34 | 19 171 | 22 206 | 15,83 |
| MAURITIUS | 420 417 | 86 980 | -79,31 | 1 023 028 | 216 215 | -78,87 |
| AUSTRALIA | 182 025 | 154 794 | -14,96 | 904 822 | 677 414 | -25,13 |
| NEW ZEALAND | 127 | 52 | -59,06 | 1 564 | 468 | -70,08 |
| FIJI | 88 000 | 0 | -100,00 | 119 560 | 0 | -100,00 |
| CHRISTMAS ISLANDS | 0 | 4 | - | 0 | 11 | - |
| EAST TIMOR | 17 460 | 14 020 | -19,70 | 8 619 | 10 050 | 16,60 |
| UNITED STATES | 236 857 | 292 402 | 23,45 | 1 429 681 | 1 169 799 | -18,18 |
| CANADA | 7 361 | 35 680 | 384,72 | 119 534 | 234 628 | 96,29 |
| MEXICO | 0 | 96 | - | 0 | 260 | - |
| SURINAME | 108 | 131 000 | 121 196,30 | 525 | 166 680 | 31 648,57 |
| VENEZUELA | 190 | 0 | -100,00 | 469 | 0 | -100,00 |
| ARGENTINA | 100 | 0 | -100,00 | 192 | 0 | -100,00 |
| BRAZIL | 108 | 187 | 73,15 | 3 284 | 2 284 | -30,45 |
| PERU | 24 015 | 65 | -99,73 | 42 410 | 270 | -99,36 |
| PUERTO RICO | 21 434 | 79 604 | 271,39 | 84 335 | 300 117 | 255,86 |
| DOMINICAN REPUBLIC | 0 | 49 975 | - | 0 | 262 283 | - |

TABEL 5. PERKEMBANGAN EKSPOR INDONESIA MENURUT KOMODITI DAN NEGARA TUJUAN

| JENIS BARANG | BERAT BERSIH (KG) | | PERUB | NILAI FOB (US \$) | | PERUB |
|-----------------------|-------------------|-------------------|---------------|-------------------|-------------------|---------------|
| | JAN-FEB 2012 | JAN-FEB 2013 | % | JAN-FEB 2012 | JAN-FEB 2013 | % |
| (1) | (2) | (3) | (4) | (5) | (6) | (7) |
| MARTINIQUE | 39 760 | 18 500 | -53,47 | 99 802 | 99 906 | 0,10 |
| GUADELOUPE | 14 980 | 13 400 | -10,55 | 82 010 | 61 012 | -25,60 |
| UNITED KINGDOM | 112 837 | 198 161 | 75,62 | 592 288 | 669 473 | 13,03 |
| NETHERLANDS | 77 325 | 191 766 | 148,00 | 307 818 | 458 717 | 49,02 |
| FRANCE | 55 325 | 123 174 | 122,64 | 267 594 | 556 910 | 108,12 |
| GERMANY, FED. REP. OF | 15 645 | 38 910 | 148,71 | 153 471 | 189 444 | 23,44 |
| AUSTRIA | 1 466 | 1 127 | -23,12 | 6 638 | 5 947 | -10,41 |
| BELGIUM | 75 794 | 114 516 | 51,09 | 139 468 | 331 353 | 137,58 |
| SWITZERLAND | 724 | 932 | 28,73 | 20 822 | 18 796 | -9,73 |
| DENMARK | 2 211 | 995 | -55,00 | 15 723 | 7 464 | -52,53 |
| NORWAY | 341 | 1 345 | 294,43 | 6 088 | 14 676 | 141,06 |
| SWEDEN | 1 050 | 944 | -10,10 | 36 699 | 30 509 | -16,87 |
| FINLAND | 297 | 212 | -28,62 | 2 426 | 3 193 | 31,62 |
| IRELAND | 371 | 0 | -100,00 | 3 705 | 0 | -100,00 |
| ITALY | 41 447 | 124 089 | 199,39 | 129 287 | 520 141 | 302,32 |
| SPAIN | 118 886 | 158 154 | 33,03 | 503 984 | 701 884 | 39,27 |
| PORTUGAL | 326 669 | 74 685 | -77,14 | 1 176 341 | 199 816 | -83,01 |
| GREECE | 12 187 | 13 579 | 11,42 | 32 803 | 26 289 | -19,86 |
| HUNGARY | 172 | 215 | 25,00 | 1 961 | 1 084 | -44,72 |
| POLAND | 4 275 | 2 985 | -30,18 | 26 693 | 22 795 | -14,60 |
| ROMANIA | 30 | 197 | 556,67 | 590 | 2 953 | 400,51 |
| BULGARIA | 386 | 66 | -82,90 | 7 762 | 877 | -88,70 |
| KAZAKHSTAN | 7 | 0 | -100,00 | 485 | 0 | -100,00 |
| UKRAINE | 177 | 240 | 35,59 | 3 038 | 859 | -71,72 |
| LITHUANIA | 216 | 0 | -100,00 | 2 422 | 0 | -100,00 |
| ESTONIA | 50 | 0 | -100,00 | 309 | 0 | -100,00 |
| GEORGIA | 33 | 62 | 87,88 | 457 | 1 432 | 213,35 |
| CROATIA | 0 | 12 992 | - | 0 | 81 997 | - |
| MALTA | 13 158 | 909 | -93,09 | 52 329 | 4 048 | -92,26 |
| CZECH REPUBLIC | 2 159 | 1 423 | -34,09 | 20 180 | 11 665 | -42,20 |
| REP. OF MACEDONIA | 43 | 0 | -100,00 | 98 | 0 | -100,00 |
| RUSSIA FEDERATION | 108 194 | 4 824 | -95,54 | 395 294 | 82 385 | -79,16 |
| -BIJI BUNGA | 819 | 132 | -83,88 | 501 369 | 520 454 | 3,81 |
| JAPAN | 450 | 0 | -100,00 | 1 084 | 0 | -100,00 |
| SINGAPORE | 23 | 11 | -52,17 | 66 503 | 41 995 | -36,85 |
| INDIA | 200 | 0 | -100,00 | 26 308 | 0 | -100,00 |
| UNITED KINGDOM | 5 | 37 | 640,00 | 25 277 | 135 813 | 437,30 |
| NETHERLANDS | 129 | 84 | -34,88 | 368 890 | 342 646 | -7,11 |
| FRANCE | 12 | 0 | -100,00 | 13 307 | 0 | -100,00 |
| -BIJI KAPAS | 205 540 | 200 000 | -2,70 | 48 711 | 49 600 | 1,83 |
| JAPAN | 100 000 | 200 000 | 100,00 | 21 500 | 49 600 | 130,70 |
| TAIWAN | 105 540 | 0 | -100,00 | 27 211 | 0 | -100,00 |
| -BIJI LAINNYA | 45 076 773 | 35 081 272 | -22,17 | 6 305 176 | 20 435 588 | 224,11 |
| JAPAN | 7 990 386 | 33 609 978 | 320,63 | 547 125 | 17 560 004 | 3 109,50 |
| HONG KONG | 1 391 | 72 230 | 5 092,67 | 25 886 | 143 221 | 453,28 |
| KOREA, REPUBLIC OF | 2 944 | 2 583 | -12,26 | 52 248 | 29 142 | -44,22 |
| CHINA | 6 981 036 | 780 936 | -88,81 | 1 229 663 | 761 157 | -38,10 |
| THAILAND | 6 271 246 | 154 010 | -97,54 | 660 078 | 594 854 | -9,88 |
| SINGAPORE | 36 500 | 9 600 | -73,70 | 65 117 | 19 877 | -69,47 |
| PHILIPPINES | 11 094 | 20 833 | 87,79 | 50 095 | 64 037 | 27,83 |
| MALAYSIA | 2 296 021 | 244 178 | -89,37 | 1 088 618 | 467 301 | -57,07 |
| BRUNEI DARUSSALAM | 43 | 49 | 13,95 | 4 555 | 5 206 | 14,29 |
| VIET NAM | 8 568 | 10 500 | 22,55 | 22 526 | 47 578 | 111,21 |
| INDIA | 232 014 | 14 840 | -93,60 | 435 846 | 169 033 | -61,22 |
| SRI LANKA | 0 | 50 | - | 0 | 10 | - |
| SAUDI ARABIA | 0 | 9 610 | - | 0 | 31 713 | - |
| UNITED ARAB EMIRATES | 410 | 0 | -100,00 | 1 467 | 0 | -100,00 |
| QATAR | 938 | 0 | -100,00 | 3 007 | 0 | -100,00 |
| GHANA | 0 | 140 | - | 0 | 39 750 | - |
| LIBERIA | 420 | 700 | 66,67 | 119 250 | 198 750 | 66,67 |
| ANGOLA | 0 | 600 | - | 0 | 197 600 | - |
| NIGERIA | 2 251 | 0 | -100,00 | 390 000 | 0 | -100,00 |
| UGANDA | 0 | 317 | - | 0 | 57 000 | - |
| SOUTH AFRICA | 4 | 0 | -100,00 | 21 | 0 | -100,00 |
| AUSTRALIA | 0 | 7 000 | - | 0 | 15 400 | - |
| NEW ZEALAND | 0 | 36 | - | 0 | 269 | - |
| EAST TIMOR | 86 513 | 120 527 | 39,32 | 19 941 | 19 119 | -4,12 |
| UNITED STATES | 10 | 18 780 | 187 700,00 | 10 | 2 817 | 28 070,00 |
| CANADA | 529 | 2 285 | 331,95 | 1 881 | 7 445 | 295,80 |
| NETHERLANDS | 225 | 1 040 | 362,22 | 525 | 3 485 | 563,81 |
| GERMANY, FED. REP. OF | 1 000 | 450 | -55,00 | 825 | 820 | -0,61 |
| ITALY | 21 153 230 | 0 | -100,00 | 1 586 492 | 0 | -100,00 |
| BULU BEBEK | 160 370 | 144 134 | -10,12 | 249 817 | 194 744 | -22,05 |

TABEL 5. PERKEMBANGAN EKSPOR INDONESIA MENURUT KOMODITI DAN NEGARA TUJUAN

| JENIS BARANG | BERAT BERSIH (KG) | | PERUB | NILAI FOB (US \$) | | PERUB |
|------------------------------|-------------------|------------------|---------------|-------------------|-------------------|---------------|
| | JAN-FEB 2012 | JAN-FEB 2013 | % | JAN-FEB 2012 | JAN-FEB 2013 | % |
| (1) | (2) | (3) | (4) | (5) | (6) | (7) |
| KOREA, REPUBLIC OF | 436 | 0 | -100,00 | 46 800 | 0 | -100,00 |
| TAIWAN | 92 560 | 131 684 | 42,27 | 107 592 | 174 776 | 62,44 |
| VIET NAM | 67 374 | 12 450 | -81,52 | 95 425 | 19 968 | -79,07 |
| DAMAR DAN GETAH DAMAR | 16 356 960 | 6 837 766 | -58,20 | 19 370 542 | 15 266 184 | -21,19 |
| JAPAN | 422 400 | 95 918 | -77,29 | 498 432 | 216 338 | -56,60 |
| KOREA, REPUBLIC OF | 230 400 | 192 000 | -16,67 | 271 872 | 426 048 | 56,71 |
| TAIWAN | 864 000 | 691 200 | -20,00 | 1 024 704 | 1 546 283 | 50,90 |
| CHINA | 4 548 000 | 744 708 | -83,63 | 5 366 640 | 1 523 415 | -71,61 |
| SINGAPORE | 0 | 19 200 | - | 0 | 42 415 | - |
| PHILIPPINES | 57 600 | 0 | -100,00 | 71 040 | 0 | -100,00 |
| MALAYSIA | 39 360 | 0 | -100,00 | 46 752 | 0 | -100,00 |
| INDIA | 4 166 400 | 864 000 | -79,26 | 4 933 056 | 1 944 384 | -60,58 |
| PAKISTAN | 787 200 | 697 940 | -11,34 | 953 931 | 1 594 501 | 67,15 |
| BANGLADESH | 19 200 | 38 400 | 100,00 | 22 656 | 87 168 | 284,75 |
| TURKEY | 748 800 | 192 000 | -74,36 | 894 048 | 425 760 | -52,38 |
| UNITED ARAB EMIRATES | 76 800 | 0 | -100,00 | 91 776 | 0 | -100,00 |
| EGYPT | 0 | 76 800 | - | 0 | 172 416 | - |
| MOROCCO | 19 200 | 0 | -100,00 | 23 232 | 0 | -100,00 |
| NEW ZEALAND | 19 200 | 0 | -100,00 | 22 656 | 0 | -100,00 |
| VENEZUELA | 19 200 | 0 | -100,00 | 22 656 | 0 | -100,00 |
| COLOMBIA | 0 | 19 200 | - | 0 | 42 240 | - |
| ECUADOR | 19 200 | 0 | -100,00 | 22 656 | 0 | -100,00 |
| PERU | 19 200 | 0 | -100,00 | 29 491 | 0 | -100,00 |
| NETHERLANDS | 729 600 | 633 600 | -13,16 | 860 928 | 1 441 728 | 67,46 |
| FRANCE | 96 000 | 441 600 | 360,00 | 113 280 | 991 872 | 775,59 |
| GERMANY, FED. REP. OF | 614 400 | 249 600 | -59,38 | 724 992 | 566 592 | -21,85 |
| BELGIUM | 1 152 000 | 230 400 | -80,00 | 1 359 360 | 529 920 | -61,02 |
| SWITZERLAND | 499 200 | 0 | -100,00 | 589 056 | 0 | -100,00 |
| ITALY | 192 000 | 441 600 | 130,00 | 226 560 | 975 072 | 330,38 |
| SPAIN | 211 200 | 0 | -100,00 | 249 216 | 0 | -100,00 |
| PORTUGAL | 518 400 | 1 056 000 | 103,70 | 611 712 | 2 397 984 | 292,01 |
| GREECE | 96 000 | 0 | -100,00 | 113 280 | 0 | -100,00 |
| POLAND | 192 000 | 153 600 | -20,00 | 226 560 | 342 048 | 50,97 |
| KOPAL DAN LAIN-LAIN | 5 090 199 | 4 319 419 | -15,14 | 5 293 309 | 4 804 869 | -9,23 |
| JAPAN | 15 500 | 16 000 | 3,23 | 53 075 | 66 470 | 25,24 |
| HONG KONG | 2 135 | 2 282 | 6,89 | 11 756 | 22 826 | 94,16 |
| KOREA, REPUBLIC OF | 29 600 | 24 600 | -16,89 | 92 306 | 90 302 | -2,17 |
| TAIWAN | 60 150 | 40 480 | -32,70 | 145 646 | 129 542 | -11,06 |
| CHINA | 316 319 | 118 041 | -62,68 | 420 391 | 286 937 | -31,75 |
| THAILAND | 33 335 | 55 000 | 64,99 | 44 721 | 173 468 | 287,89 |
| SINGAPORE | 272 946 | 308 937 | 13,19 | 511 713 | 591 860 | 15,66 |
| PHILIPPINES | 71 090 | 16 000 | -77,49 | 60 340 | 39 584 | -34,40 |
| MALAYSIA | 151 294 | 170 408 | 12,63 | 165 767 | 205 291 | 23,84 |
| VIET NAM | 619 083 | 412 334 | -33,40 | 617 600 | 529 657 | -14,24 |
| INDIA | 2 315 632 | 1 826 508 | -21,12 | 1 605 562 | 1 095 803 | -31,75 |
| PAKISTAN | 196 960 | 229 825 | 16,69 | 172 855 | 170 004 | -1,65 |
| BANGLADESH | 174 530 | 235 430 | 34,89 | 120 440 | 120 048 | -0,33 |
| SRI LANKA | 172 169 | 281 630 | 63,58 | 65 702 | 127 537 | 94,11 |
| IRAQ | 21 990 | 0 | -100,00 | 18 673 | 0 | -100,00 |
| SAUDI ARABIA | 97 000 | 163 129 | 68,17 | 37 957 | 164 048 | 332,19 |
| KUWAIT | 0 | 24 540 | - | 0 | 19 141 | - |
| YEMEN | 19 980 | 0 | -100,00 | 9 990 | 0 | -100,00 |
| UNITED ARAB EMIRATES | 200 682 | 129 750 | -35,35 | 162 422 | 42 750 | -73,68 |
| EGYPT | 68 000 | 62 900 | -7,50 | 216 528 | 136 332 | -37,04 |
| LIBYAN ARAB JAMAHIRIYA | 0 | 16 500 | - | 0 | 53 313 | - |
| TUNISIA | 22 500 | 36 610 | 62,71 | 8 000 | 19 504 | 143,80 |
| SUDAN | 18 010 | 0 | -100,00 | 9 255 | 0 | -100,00 |
| DJIBOUTI | 2 000 | 0 | -100,00 | 2 328 | 0 | -100,00 |
| NEW ZEALAND | 350 | 0 | -100,00 | 2 868 | 0 | -100,00 |
| UNITED STATES | 0 | 10 | - | 0 | 2 300 | - |
| MARTINIQUE | 75 | 0 | -100,00 | 23 | 0 | -100,00 |
| UNITED KINGDOM | 2 010 | 0 | -100,00 | 45 263 | 0 | -100,00 |
| NETHERLANDS | 10 | 0 | -100,00 | 390 | 0 | -100,00 |
| FRANCE | 50 150 | 56 000 | 11,67 | 139 215 | 195 620 | 40,52 |
| GERMANY, FED. REP. OF | 114 699 | 30 000 | -73,84 | 259 495 | 94 800 | -63,47 |
| BELGIUM | 0 | 5 | - | 0 | 100 | - |
| ITALY | 42 000 | 62 500 | 48,81 | 293 028 | 427 632 | 45,94 |
| SAYUR-SAYURAN | 12 127 923 | 6 783 113 | -44,07 | 7 113 947 | 5 510 493 | -22,54 |
| JAPAN | 1 203 586 | 961 211 | -20,14 | 2 116 019 | 1 867 073 | -11,76 |
| HONG KONG | 10 267 | 1 869 | -81,80 | 14 759 | 3 605 | -75,57 |
| KOREA, REPUBLIC OF | 165 100 | 1 150 | -99,30 | 61 917 | 6 040 | -90,25 |
| TAIWAN | 1 520 948 | 18 700 | -98,77 | 289 959 | 27 719 | -90,44 |
| CHINA | 0 | 29 708 | - | 0 | 25 851 | - |
| THAILAND | 99 554 | 204 208 | 105,12 | 196 792 | 285 635 | 45,15 |

TABEL 5. PERKEMBANGAN EKSPOR INDONESIA MENURUT KOMODITI DAN NEGARA TUJUAN

| JENIS BARANG | BERAT BERSIH (KG) | | PERUB | NILAI FOB (US \$) | | PERUB |
|-----------------------------------|-------------------|-------------------|--------------|-------------------|-------------------|--------------|
| | JAN-FEB 2012 | JAN-FEB 2013 | % | JAN-FEB 2012 | JAN-FEB 2013 | % |
| (1) | (2) | (3) | (4) | (5) | (6) | (7) |
| SINGAPORE | 3 402 029 | 2 879 579 | -15,36 | 1 981 194 | 2 062 459 | 4,10 |
| PHILIPPINES | 1 038 650 | 146 862 | -85,86 | 675 407 | 72 819 | -89,22 |
| MALAYSIA | 4 297 798 | 2 066 742 | -51,91 | 1 089 154 | 525 672 | -51,74 |
| BRUNEI DARUSSALAM | 3 970 | 6 390 | 60,96 | 11 306 | 20 126 | 78,01 |
| VIET NAM | 6 535 | 63 313 | 868,83 | 8 704 | 32 916 | 278,17 |
| INDIA | 0 | 3 650 | - | 0 | 10 554 | - |
| SAUDI ARABIA | 42 994 | 31 157 | -27,53 | 34 549 | 21 664 | -37,29 |
| KUWAIT | 20 | 155 | 675,00 | 58 | 1 352 | 2 231,03 |
| OMAN | 29 | 0 | -100,00 | 581 | 0 | -100,00 |
| UNITED ARAB EMIRATES | 27 535 | 54 489 | 97,89 | 41 859 | 83 004 | 98,29 |
| QATAR | 955 | 1 207 | 26,39 | 1 488 | 3 126 | 110,08 |
| BAHRAIN | 186 | 50 | -73,12 | 708 | 291 | -58,90 |
| EGYPT | 0 | 3 600 | - | 0 | 6 528 | - |
| AUSTRALIA | 9 824 | 919 | -90,65 | 101 326 | 10 106 | -90,03 |
| NEW ZEALAND | 6 205 | 1 645 | -73,49 | 63 035 | 18 180 | -71,16 |
| CHRISTMAS ISLANDS | 0 | 499 | - | 0 | 448 | - |
| EAST TIMOR | 3 166 | 79 885 | 2 423,22 | 647 | 31 262 | 4 731,84 |
| UNITED STATES | 81 748 | 65 425 | -19,97 | 157 283 | 134 218 | -14,66 |
| CANADA | 20 884 | 20 884 | 0,00 | 36 129 | 37 382 | 3,47 |
| NETHERLANDS | 53 940 | 59 816 | 10,89 | 92 363 | 121 463 | 31,51 |
| RUSSIA FEDERATION | 132 000 | 80 000 | -39,39 | 138 710 | 101 000 | -27,19 |
| BUAH-BUAHAN | 46 560 050 | 48 494 720 | 4,16 | 35 413 463 | 40 688 382 | 14,90 |
| JAPAN | 61 992 | 24 040 | -61,22 | 88 130 | 38 534 | -56,28 |
| HONG KONG | 252 855 | 499 818 | 97,67 | 264 684 | 395 382 | 49,38 |
| KOREA, REPUBLIC OF | 10 065 | 46 420 | 361,20 | 41 323 | 35 050 | -15,18 |
| TAIWAN | 0 | 25 415 | - | 0 | 9 934 | - |
| CHINA | 833 508 | 2 841 845 | 240,95 | 690 503 | 2 376 421 | 244,16 |
| THAILAND | 72 000 | 465 350 | 546,32 | 76 200 | 472 274 | 519,78 |
| SINGAPORE | 6 539 359 | 2 667 393 | -59,21 | 4 884 053 | 2 255 786 | -53,81 |
| PHILIPPINES | 1 371 087 | 0 | -100,00 | 948 729 | 0 | -100,00 |
| MALAYSIA | 928 192 | 2 346 457 | 152,80 | 426 812 | 1 113 269 | 160,83 |
| MYANMAR | 0 | 32 000 | - | 0 | 20 000 | - |
| BRUNEI DARUSSALAM | 4 618 | 3 462 | -25,03 | 27 183 | 24 173 | -11,07 |
| NEPAL | 1 485 000 | 2 722 390 | 83,33 | 1 334 136 | 2 610 796 | 95,69 |
| VIET NAM | 316 457 | 349 416 | 10,42 | 226 700 | 341 568 | 50,67 |
| MALDIVES | 9 480 | 12 610 | 33,02 | 9 480 | 6 305 | -33,49 |
| INDIA | 3 421 690 | 7 062 743 | 106,41 | 2 777 647 | 6 547 066 | 135,71 |
| PAKISTAN | 12 383 600 | 17 937 082 | 44,85 | 9 939 173 | 14 389 971 | 44,78 |
| BANGLADESH | 17 657 210 | 3 697 450 | -79,06 | 12 450 816 | 3 210 847 | -74,21 |
| SRI LANKA | 651 955 | 5 937 417 | 810,71 | 614 505 | 5 471 803 | 790,44 |
| SAUDI ARABIA | 108 774 | 470 090 | 332,17 | 161 715 | 265 423 | 64,13 |
| KUWAIT | 8 438 | 201 379 | 2 286,57 | 28 256 | 165 214 | 484,70 |
| OMAN | 2 946 | 5 044 | 71,22 | 5 567 | 8 153 | 46,45 |
| UNITED ARAB EMIRATES | 396 677 | 1 070 130 | 169,77 | 345 087 | 766 956 | 122,25 |
| QATAR | 17 073 | 17 189 | 0,68 | 22 646 | 18 116 | -20,00 |
| BAHRAIN | 5 485 | 10 544 | 92,23 | 11 213 | 16 505 | 47,20 |
| AUSTRALIA | 1 610 | 640 | -60,25 | 7 630 | 1 598 | -79,06 |
| NEW ZEALAND | 0 | 550 | - | 0 | 1 122 | - |
| CHRISTMAS ISLANDS | 0 | 49 | - | 0 | 73 | - |
| EAST TIMOR | 0 | 13 322 | - | 0 | 3 992 | - |
| UNITED STATES | 0 | 53 | - | 0 | 423 | - |
| CANADA | 0 | 282 | - | 0 | 122 | - |
| NETHERLANDS | 8 134 | 20 494 | 151,95 | 13 421 | 71 770 | 434,76 |
| FRANCE | 10 940 | 10 822 | -1,08 | 16 410 | 39 364 | 139,88 |
| BELGIUM | 0 | 500 | - | 0 | 1 960 | - |
| SWITZERLAND | 5 | 0 | -100,00 | 94 | 0 | -100,00 |
| DENMARK | 900 | 2 324 | 158,22 | 1 350 | 8 412 | 523,11 |
| KULIT KERANG DAN LAIN-LAIN | 1 479 636 | 2 029 556 | 37,17 | 1 279 332 | 1 857 164 | 45,17 |
| JAPAN | 226 442 | 442 540 | 95,43 | 140 743 | 254 561 | 80,87 |
| HONG KONG | 2 222 | 2 926 | 31,68 | 7 259 | 8 134 | 12,05 |
| KOREA, REPUBLIC OF | 4 521 | 5 394 | 19,31 | 9 929 | 12 016 | 21,02 |
| TAIWAN | 17 402 | 0 | -100,00 | 17 278 | 0 | -100,00 |
| CHINA | 969 499 | 1 325 193 | 36,69 | 378 992 | 724 401 | 91,14 |
| THAILAND | 10 | 0 | -100,00 | 40 | 0 | -100,00 |
| SINGAPORE | 2 798 | 214 | -92,35 | 13 383 | 1 415 | -89,43 |
| MALAYSIA | 1 270 | 650 | -48,82 | 4 074 | 1 145 | -71,89 |
| VIET NAM | 17 000 | 29 343 | 72,61 | 17 000 | 49 611 | 191,83 |
| INDIA | 50 900 | 45 203 | -11,19 | 31 178 | 19 618 | -37,08 |
| PAKISTAN | 0 | 45 | - | 0 | 315 | - |
| IRAN (ISLAMIC REPUBLIC OF) | 259 | 0 | -100,00 | 2 436 | 0 | -100,00 |
| SAUDI ARABIA | 52 | 0 | -100,00 | 441 | 0 | -100,00 |
| ISRAEL | 600 | 793 | 32,17 | 1 964 | 1 882 | -4,18 |
| KUWAIT | 122 | 262 | 114,75 | 346 | 949 | 174,28 |
| JORDAN | 269 | 0 | -100,00 | 1 320 | 0 | -100,00 |
| LEBANON | 184 | 161 | -12,50 | 1 071 | 1 142 | 6,63 |

TABEL 5. PERKEMBANGAN EKSPOR INDONESIA MENURUT KOMODITI DAN NEGARA TUJUAN

| JENIS BARANG | BERAT BERSIH (KG) | | PERUB | NILAI FOB (US \$) | | PERUB |
|------------------------|-------------------|-------------------|-------------|-------------------|-------------------|--------------|
| | JAN-FEB 2012 | JAN-FEB 2013 | % | JAN-FEB 2012 | JAN-FEB 2013 | % |
| (1) | (2) | (3) | (4) | (5) | (6) | (7) |
| TURKEY | 830 | 560 | -32,53 | 11 118 | 5 705 | -48,69 |
| UNITED ARAB EMIRATES | 1 007 | 6 795 | 574,78 | 1 877 | 162 654 | 8 565,64 |
| CYPRUS | 0 | 50 | - | 0 | 1 779 | - |
| SOUTH AFRICA | 4 514 | 1 325 | -70,65 | 14 826 | 9 058 | -38,90 |
| AUSTRALIA | 0 | 4 270 | - | 0 | 37 459 | - |
| UNITED STATES | 75 229 | 59 680 | -20,67 | 354 534 | 309 946 | -12,58 |
| CANADA | 6 450 | 3 551 | -44,95 | 25 970 | 14 513 | -44,12 |
| MEXICO | 1 950 | 1 146 | -41,23 | 11 310 | 3 854 | -65,92 |
| SURINAME | 5 | 0 | -100,00 | 128 | 0 | -100,00 |
| VENEZUELA | 151 | 0 | -100,00 | 671 | 0 | -100,00 |
| BRAZIL | 46 | 461 | 902,17 | 855 | 2 904 | 239,65 |
| PERU | 0 | 355 | - | 0 | 3 050 | - |
| UNITED KINGDOM | 28 366 | 27 622 | -2,62 | 63 830 | 69 640 | 9,10 |
| NETHERLANDS | 9 317 | 7 260 | -22,08 | 32 307 | 32 444 | 0,42 |
| FRANCE | 18 027 | 12 406 | -31,18 | 27 788 | 21 930 | -21,08 |
| GERMANY, FED. REP. OF | 22 747 | 26 335 | 15,77 | 57 144 | 53 604 | -6,19 |
| AUSTRIA | 2 011 | 814 | -59,52 | 4 070 | 6 135 | 50,74 |
| BELGIUM | 375 | 400 | 6,67 | 1 138 | 298 | -73,81 |
| SWITZERLAND | 590 | 3 043 | 415,76 | 2 011 | 11 176 | 455,74 |
| DENMARK | 550 | 86 | -84,36 | 1 385 | 317 | -77,11 |
| NORWAY | 175 | 643 | 267,43 | 2 510 | 2 487 | -0,92 |
| SWEDEN | 360 | 436 | 21,11 | 644 | 665 | 3,26 |
| FINLAND | 17 | 0 | -100,00 | 149 | 0 | -100,00 |
| IRELAND | 194 | 0 | -100,00 | 367 | 0 | -100,00 |
| ITALY | 5 060 | 9 490 | 87,55 | 13 622 | 17 934 | 31,65 |
| SPAIN | 790 | 0 | -100,00 | 2 762 | 0 | -100,00 |
| GREECE | 78 | 110 | 41,03 | 238 | 397 | 66,81 |
| HUNGARY | 6 | 0 | -100,00 | 375 | 0 | -100,00 |
| POLAND | 2 532 | 2 602 | 2,76 | 8 051 | 4 932 | -38,74 |
| BULGARIA | 149 | 0 | -100,00 | 866 | 0 | -100,00 |
| UKRAINE | 90 | 798 | 786,67 | 992 | 2 260 | 127,82 |
| MALTA | 30 | 36 | 20,00 | 425 | 196 | -53,88 |
| CZECH REPUBLIC | 75 | 180 | 140,00 | 365 | 478 | 30,96 |
| REP. OF MACEDONIA | 107 | 0 | -100,00 | 321 | 0 | -100,00 |
| RUSSIA FEDERATION | 4 258 | 6 378 | 49,79 | 9 229 | 6 160 | -33,25 |
| TANAMAN OBAT | 1 841 246 | 1 929 667 | 4,80 | 3 174 684 | 4 234 385 | 33,38 |
| JAPAN | 225 096 | 165 425 | -26,51 | 207 738 | 234 639 | 12,95 |
| HONG KONG | 26 350 | 22 807 | -13,45 | 15 012 | 49 265 | 228,17 |
| KOREA, REPUBLIC OF | 6 544 | 29 425 | 349,65 | 35 153 | 80 440 | 128,83 |
| TAIWAN | 354 099 | 282 362 | -20,26 | 307 237 | 500 801 | 63,00 |
| CHINA | 423 430 | 518 457 | 22,44 | 529 295 | 572 677 | 8,20 |
| MACAU | 10 990 | 61 | -99,44 | 146 033 | 15 828 | -89,16 |
| PAPUA NEW GUINEA | 250 | 0 | -100,00 | 38 | 0 | -100,00 |
| THAILAND | 0 | 3 000 | - | 0 | 2 629 | - |
| SINGAPORE | 199 294 | 224 634 | 12,71 | 341 484 | 511 292 | 49,73 |
| MALAYSIA | 22 061 | 35 491 | 60,88 | 11 526 | 20 736 | 79,91 |
| BRUNEI DARUSSALAM | 0 | 25 | - | 0 | 32 | - |
| VIET NAM | 52 382 | 92 294 | 76,19 | 239 279 | 544 658 | 127,62 |
| INDIA | 115 606 | 45 863 | -60,33 | 233 488 | 429 938 | 84,14 |
| BANGLADESH | 7 000 | 0 | -100,00 | 12 600 | 0 | -100,00 |
| SAUDI ARABIA | 187 257 | 163 448 | -12,71 | 719 001 | 511 164 | -28,91 |
| KUWAIT | 2 740 | 1 840 | -32,85 | 26 800 | 8 470 | -68,40 |
| LEBANON | 306 | 0 | -100,00 | 480 | 0 | -100,00 |
| UNITED ARAB EMIRATES | 100 878 | 112 685 | 11,70 | 196 254 | 213 537 | 8,81 |
| QATAR | 338 | 0 | -100,00 | 2 909 | 0 | -100,00 |
| BAHRAIN | 0 | 100 | - | 0 | 20 000 | - |
| LIBYAN ARAB JAMAHIRIYA | 37 000 | 92 000 | 148,65 | 36 800 | 99 800 | 171,20 |
| SUDAN | 19 000 | 73 250 | 285,53 | 7 600 | 79 825 | 950,33 |
| CAMEROON | 18 000 | 0 | -100,00 | 29 700 | 0 | -100,00 |
| NIGERIA | 18 500 | 36 600 | 97,84 | 23 421 | 27 450 | 17,20 |
| CANADA | 0 | 12 000 | - | 0 | 180 000 | - |
| NETHERLANDS | 700 | 1 050 | 50,00 | 4 800 | 34 186 | 612,21 |
| FRANCE | 7 000 | 7 000 | 0,00 | 20 748 | 21 830 | 5,21 |
| GERMANY, FED. REP. OF | 0 | 1 746 | - | 0 | 10 369 | - |
| DENMARK | 0 | 1 625 | - | 0 | 29 518 | - |
| RUSSIA FEDERATION | 6 425 | 6 479 | 0,84 | 27 288 | 35 301 | 29,36 |
| -GANGGANG LAUT | 25 512 141 | 25 921 496 | 1,60 | 20 585 296 | 29 901 501 | 45,26 |
| JAPAN | 9 850 | 147 025 | 1 392,64 | 23 136 | 89 421 | 286,50 |
| HONG KONG | 493 100 | 411 690 | -16,51 | 317 165 | 295 990 | -6,68 |
| KOREA, REPUBLIC OF | 1 015 826 | 651 410 | -35,87 | 810 750 | 887 797 | 9,50 |
| TAIWAN | 35 900 | 29 620 | -17,49 | 35 250 | 34 518 | -2,08 |
| CHINA | 19 855 693 | 19 329 575 | -2,65 | 14 909 769 | 21 286 217 | 42,77 |
| THAILAND | 20 900 | 18 815 | -9,98 | 7 178 | 31 667 | 341,17 |
| SINGAPORE | 24 739 | 2 | -99,99 | 6 682 | 1 | -99,99 |
| PHILIPPINES | 1 834 471 | 1 889 385 | 2,99 | 2 177 630 | 3 120 318 | 43,29 |

TABEL 5. PERKEMBANGAN EKSPOR INDONESIA MENURUT KOMODITI DAN NEGARA TUJUAN

| JENIS BARANG | BERAT BERSIH (KG) | | PERUB | NILAI FOB (US \$) | | PERUB |
|------------------------|-------------------|-------------------|---------------|-------------------|-------------------|---------------|
| | JAN-FEB 2012 | JAN-FEB 2013 | % | JAN-FEB 2012 | JAN-FEB 2013 | % |
| (1) | (2) | (3) | (4) | (5) | (6) | (7) |
| MALAYSIA | 48 520 | 182 886 | 276,93 | 71 456 | 275 543 | 285,61 |
| VIET NAM | 282 068 | 843 758 | 199,13 | 140 689 | 512 825 | 264,51 |
| TUNISIA | 0 | 71 167 | - | 0 | 44 327 | - |
| AUSTRALIA | 82 000 | 220 000 | 168,29 | 123 000 | 328 825 | 167,34 |
| UNITED STATES | 441 124 | 340 414 | -22,83 | 355 583 | 421 618 | 18,57 |
| CANADA | 48 000 | 4 | -99,99 | 24 000 | 135 | -99,44 |
| CHILE | 596 500 | 1 126 020 | 88,77 | 746 499 | 1 429 732 | 91,52 |
| ARGENTINA | 0 | 100 000 | - | 0 | 132 500 | - |
| BRAZIL | 20 000 | 0 | -100,00 | 110 000 | 0 | -100,00 |
| UNITED KINGDOM | 21 000 | 40 000 | 90,48 | 104 293 | 261 000 | 150,26 |
| NETHERLANDS | 40 000 | 20 000 | -50,00 | 34 500 | 25 000 | -27,54 |
| FRANCE | 200 000 | 198 200 | -0,90 | 289 500 | 195 754 | -32,38 |
| GERMANY, FED. REP. OF | 250 | 0 | -100,00 | 500 | 0 | -100,00 |
| DENMARK | 199 400 | 229 900 | 15,30 | 172 816 | 139 665 | -19,18 |
| SPAIN | 242 800 | 71 625 | -70,50 | 124 900 | 388 648 | 211,17 |
| -LAINNYA | 387 147 | 262 292 | -32,25 | 288 851 | 189 087 | -34,54 |
| JAPAN | 0 | 19 050 | - | 0 | 23 899 | - |
| TAIWAN | 168 219 | 116 930 | -30,49 | 52 032 | 48 523 | -6,74 |
| CHINA | 0 | 14 | - | 0 | 33 | - |
| SINGAPORE | 20 002 | 22 361 | 11,79 | 1 630 | 2 338 | 43,44 |
| MALAYSIA | 8 600 | 7 500 | -12,79 | 949 | 2 297 | 142,04 |
| BRUNEI DARUSSALAM | 1 326 | 0 | -100,00 | 54 | 0 | -100,00 |
| MALDIVES | 500 | 620 | 24,00 | 860 | 1 900 | 120,93 |
| INDIA | 0 | 1 600 | - | 0 | 1 470 | - |
| IRAQ | 3 500 | 0 | -100,00 | 175 | 0 | -100,00 |
| SAUDI ARABIA | 7 750 | 0 | -100,00 | 4 190 | 0 | -100,00 |
| LEBANON | 3 600 | 0 | -100,00 | 1 200 | 0 | -100,00 |
| OMAN | 13 550 | 0 | -100,00 | 2 565 | 0 | -100,00 |
| TURKEY | 2 440 | 0 | -100,00 | 2 888 | 0 | -100,00 |
| UNITED ARAB EMIRATES | 13 120 | 0 | -100,00 | 18 628 | 0 | -100,00 |
| LIBYAN ARAB JAMAHIRIYA | 0 | 2 509 | - | 0 | 3 227 | - |
| MAURITIUS | 1 187 | 0 | -100,00 | 9 026 | 0 | -100,00 |
| AUSTRALIA | 34 280 | 40 835 | 19,12 | 28 173 | 41 745 | 48,17 |
| NEW ZEALAND | 0 | 7 600 | - | 0 | 4 680 | - |
| UNITED STATES | 11 320 | 490 | -95,67 | 10 252 | 2 082 | -79,69 |
| CANADA | 90 | 0 | -100,00 | 560 | 0 | -100,00 |
| PANAMA | 0 | 200 | - | 0 | 167 | - |
| BRAZIL | 1 575 | 0 | -100,00 | 1 532 | 0 | -100,00 |
| CAYMAN ISLANDS | 0 | 300 | - | 0 | 234 | - |
| NETHERLANDS ANTILLES | 0 | 38 | - | 0 | 61 | - |
| UNITED KINGDOM | 9 945 | 14 750 | 48,32 | 7 890 | 14 470 | 83,40 |
| NETHERLANDS | 8 052 | 9 420 | 16,99 | 15 618 | 21 086 | 35,01 |
| FRANCE | 1 240 | 10 775 | 768,95 | 925 | 10 192 | 1 001,84 |
| GERMANY, FED. REP. OF | 63 300 | 400 | -99,37 | 79 673 | 988 | -98,76 |
| BELGIUM | 2 682 | 250 | -90,68 | 10 633 | 220 | -97,93 |
| SWITZERLAND | 1 653 | 0 | -100,00 | 14 491 | 0 | -100,00 |
| DENMARK | 1 750 | 0 | -100,00 | 5 250 | 0 | -100,00 |
| SWEDEN | 50 | 0 | -100,00 | 1 607 | 0 | -100,00 |
| SPAIN | 6 008 | 5 400 | -10,12 | 12 867 | 9 139 | -28,97 |
| PORTUGAL | 1 408 | 0 | -100,00 | 5 183 | 0 | -100,00 |
| RUSSIA FEDERATION | 0 | 1 250 | - | 0 | 336 | - |
| -MUTIARA | 542 | 249 | -54,06 | 2 691 843 | 805 920 | -70,06 |
| JAPAN | 89 | 164 | 84,27 | 406 246 | 584 801 | 43,95 |
| HONG KONG | 384 | 5 | -98,70 | 1 695 303 | 3 646 | -99,78 |
| KOREA, REPUBLIC OF | 6 | 0 | -100,00 | 21 208 | 0 | -100,00 |
| THAILAND | 0 | 41 | - | 0 | 183 799 | - |
| AUSTRALIA | 63 | 39 | -38,10 | 569 086 | 33 674 | -94,08 |
| -LAINNYA | 89 054 348 | 69 308 209 | -22,17 | 46 764 050 | 44 037 344 | -5,83 |
| JAPAN | 4 986 116 | 5 416 434 | 8,63 | 3 233 218 | 3 013 915 | -6,78 |
| HONG KONG | 23 132 | 58 179 | 151,51 | 130 005 | 86 757 | -33,27 |
| KOREA, REPUBLIC OF | 1 338 306 | 1 954 510 | 46,04 | 791 133 | 1 135 412 | 43,52 |
| TAIWAN | 274 573 | 7 348 062 | 2 576,18 | 517 315 | 1 443 199 | 178,98 |
| CHINA | 5 582 351 | 2 794 013 | -49,95 | 1 311 821 | 1 947 308 | 48,44 |
| THAILAND | 27 429 334 | 33 044 116 | 20,47 | 3 727 302 | 3 433 561 | -7,88 |
| SINGAPORE | 6 152 419 | 6 189 824 | 0,61 | 11 549 393 | 13 404 932 | 16,07 |
| PHILIPPINES | 2 395 939 | 530 513 | -77,86 | 2 339 863 | 621 171 | -73,45 |
| MALAYSIA | 952 947 | 1 130 069 | 18,59 | 1 056 285 | 2 048 669 | 93,95 |
| MYANMAR | 75 550 | 0 | -100,00 | 143 570 | 0 | -100,00 |
| BRUNEI DARUSSALAM | 643 | 6 470 | 906,22 | 3 259 | 13 354 | 309,76 |
| NEPAL | 0 | 336 | - | 0 | 30 171 | - |
| VIET NAM | 2 893 542 | 669 521 | -76,86 | 6 444 144 | 787 459 | -87,78 |
| MALDIVES | 7 | 556 | 7 842,86 | 33 | 6 527 | 19 678,79 |
| INDIA | 186 012 | 30 514 | -83,60 | 816 331 | 64 660 | -92,08 |
| PAKISTAN | 1 381 627 | 1 532 621 | 10,93 | 261 193 | 364 644 | 39,61 |

TABEL 5. PERKEMBANGAN EKSPOR INDONESIA MENURUT KOMODITI DAN NEGARA TUJUAN

| JENIS BARANG | BERAT BERSIH (KG) | | PERUB % | NILAI FOB (US \$) | | PERUB % |
|----------------------------|--------------------|--------------------|--------------|--------------------|--------------------|--------------|
| | JAN-FEB 2012 | JAN-FEB 2013 | | JAN-FEB 2012 | JAN-FEB 2013 | |
| | (1) | (2) | (3) | (4) | (5) | (6) |
| SRI LANKA | 0 | 2 000 | - | 0 | 7 600 | - |
| IRAN (ISLAMIC REPUBLIC OF) | 195 | 190 | -2,56 | 464 | 507 | 9,27 |
| SAUDI ARABIA | 8 449 | 102 720 | 1 115,77 | 14 097 | 886 000 | 6 185,03 |
| ISRAEL | 0 | 40 | - | 0 | 620 | - |
| KUWAIT | 33 499 | 60 020 | 79,17 | 15 902 | 12 453 | -21,69 |
| JORDAN | 2 | 2 | 0,00 | 150 | 80 | -46,67 |
| LEBANON | 7 356 | 0 | -100,00 | 17 002 | 0 | -100,00 |
| OMAN | 272 | 40 | -85,29 | 346 | 312 | -9,83 |
| TURKEY | 10 520 | 505 | -95,20 | 92 899 | 7 159 | -92,29 |
| UNITED ARAB EMIRATES | 229 | 4 352 | 1 800,44 | 1 150 | 16 228 | 1 311,13 |
| QATAR | 18 | 1 310 | 7 177,78 | 28 | 4 090 | 14 507,14 |
| BAHRAIN | 29 | 8 | -72,41 | 215 | 12 | -94,42 |
| KENYA | 50 | 0 | -100,00 | 39 | 0 | -100,00 |
| ANGOLA | 0 | 9 | - | 0 | 20 | - |
| SOUTH AFRICA | 270 | 155 | -42,59 | 17 417 | 951 | -94,54 |
| ZIMBABWE | 0 | 144 000 | - | 0 | 142 480 | - |
| MALAWI | 0 | 127 750 | - | 0 | 129 028 | - |
| AUSTRALIA | 45 734 | 42 580 | -6,90 | 293 099 | 255 342 | -12,88 |
| NEW ZEALAND | 0 | 8 652 | - | 0 | 47 696 | - |
| SAMOA | 675 | 0 | -100,00 | 1 085 | 0 | -100,00 |
| CHRISTMAS ISLANDS | 0 | 4 | - | 0 | 29 | - |
| EAST TIMOR | 3 444 | 6 695 | 94,40 | 1 477 | 2 146 | 45,29 |
| UNITED STATES | 124 908 | 193 748 | 55,11 | 879 534 | 1 189 590 | 35,25 |
| CANADA | 845 | 31 995 | 3 686,39 | 18 681 | 60 400 | 223,32 |
| MEXICO | 90 000 | 144 000 | 60,00 | 73 396 | 140 720 | 91,73 |
| NICARAGUA | 72 000 | 18 000 | -75,00 | 61 920 | 18 160 | -70,67 |
| CHILE | 0 | 108 600 | - | 0 | 223 863 | - |
| VENEZUELA | 72 000 | 108 000 | 50,00 | 61 258 | 107 460 | 75,42 |
| BRAZIL | 306 000 | 569 500 | 86,11 | 267 282 | 753 693 | 181,98 |
| COLOMBIA | 126 000 | 36 000 | -71,43 | 104 671 | 34 650 | -66,90 |
| ECUADOR | 18 000 | 0 | -100,00 | 14 786 | 0 | -100,00 |
| PERU | 3 | 0 | -100,00 | 60 | 0 | -100,00 |
| GUYANA | 0 | 668 | - | 0 | 1 864 | - |
| DOMINICAN REPUBLIC | 54 000 | 0 | -100,00 | 61 830 | 0 | -100,00 |
| COSTA RICA | 9 100 | 0 | -100,00 | 19 109 | 0 | -100,00 |
| GUADELOUPE | 400 | 0 | -100,00 | 7 259 | 0 | -100,00 |
| UNITED KINGDOM | 101 716 | 99 969 | -1,72 | 627 234 | 740 465 | 18,05 |
| NETHERLANDS | 369 992 | 94 932 | -74,34 | 1 377 569 | 1 083 057 | -21,38 |
| FRANCE | 236 358 | 80 665 | -65,87 | 670 380 | 212 095 | -68,36 |
| GERMANY, FED. REP. OF | 433 316 | 547 880 | 26,44 | 1 869 974 | 2 292 585 | 22,60 |
| AUSTRIA | 45 | 0 | -100,00 | 116 | 0 | -100,00 |
| BELGIUM | 304 | 91 | -70,07 | 150 | 429 | 186,00 |
| SWITZERLAND | 99 | 586 | 491,92 | 4 239 | 185 | -95,64 |
| DENMARK | 91 946 | 136 876 | 48,87 | 995 029 | 1 282 036 | 28,84 |
| NORWAY | 36 | 57 | 58,33 | 1 085 | 170 | -84,33 |
| SWEDEN | 576 | 0 | -100,00 | 94 | 0 | -100,00 |
| IRELAND | 3 | 0 | -100,00 | 61 | 0 | -100,00 |
| ITALY | 17 766 | 40 735 | 129,29 | 83 636 | 138 002 | 65,00 |
| SPAIN | 1 675 | 1 279 | -23,64 | 12 127 | 6 139 | -49,38 |
| PORTUGAL | 161 303 | 18 000 | -88,84 | 165 549 | 18 090 | -89,07 |
| GREECE | 6 513 | 144 351 | 2 116,35 | 15 956 | 56 504 | 254,12 |
| POLAND | 31 570 721 | 4 047 000 | -87,18 | 4 962 791 | 3 980 662 | -19,79 |
| ROMANIA | 350 | 0 | -100,00 | 67 | 0 | -100,00 |
| BULGARIA | 0 | 5 040 | - | 0 | 8 971 | - |
| UKRAINE | 0 | 10 000 | - | 0 | 60 550 | - |
| LITHUANIA | 0 | 180 000 | - | 0 | 180 900 | - |
| ESTONIA | 1 348 000 | 1 400 000 | 3,86 | 1 466 010 | 1 267 550 | -13,54 |
| GEORGIA | 0 | 4 | - | 0 | 131 | - |
| MALTA | 5 | 0 | -100,00 | 74 | 0 | -100,00 |
| SLOVAKIA | 0 | 3 | - | 0 | 3 220 | - |
| SLOVENIA | 36 000 | 58 000 | 61,11 | 30 600 | 56 290 | 83,95 |
| CZECH REPUBLIC | 103 | 279 | 170,87 | 3 088 | 8 361 | 170,76 |
| RUSSIA FEDERATION | 21 025 | 25 181 | 19,77 | 128 200 | 196 060 | 52,93 |
| -KAYU LAPIS | 304 435 583 | 376 263 520 | 23,59 | 322 544 835 | 382 806 961 | 18,68 |
| JAPAN | 109 310 169 | 108 765 442 | -0,50 | 125 977 261 | 125 832 175 | -0,12 |
| HONG KONG | 1 410 587 | 1 695 467 | 20,20 | 1 368 097 | 1 609 956 | 17,68 |
| KOREA, REPUBLIC OF | 14 566 778 | 26 081 046 | 79,04 | 15 396 150 | 23 173 354 | 50,51 |
| TAIWAN | 29 382 636 | 30 404 381 | 3,48 | 26 484 683 | 26 216 797 | -1,01 |
| CHINA | 56 795 093 | 88 009 072 | 54,96 | 50 994 940 | 79 301 728 | 55,51 |
| PAPUA NEW GUINEA | 760 | 0 | -100,00 | 3 984 | 0 | -100,00 |
| THAILAND | 385 515 | 538 069 | 39,57 | 466 289 | 544 788 | 16,83 |
| SINGAPORE | 5 180 515 | 5 769 643 | 11,37 | 4 920 807 | 5 791 373 | 17,69 |
| PHILIPPINES | 13 984 | 175 776 | 1 156,98 | 13 885 | 244 436 | 1 660,43 |
| MALAYSIA | 7 498 353 | 10 254 625 | 36,76 | 6 692 154 | 9 198 818 | 37,46 |
| BRUNEI DARUSSALAM | 0 | 23 496 | - | 0 | 23 476 | - |
| VIET NAM | 289 418 | 239 170 | -17,36 | 227 637 | 214 308 | -5,86 |

TABEL 5. PERKEMBANGAN EKSPOR INDONESIA MENURUT KOMODITI DAN NEGARA TUJUAN

| JENIS BARANG | BERAT BERSIH (KG) | | PERUB | NILAI FOB (US \$) | | PERUB |
|----------------------------|--------------------|--------------------|--------------|--------------------|--------------------|--------------|
| | JAN-FEB 2012 | JAN-FEB 2013 | % | JAN-FEB 2012 | JAN-FEB 2013 | % |
| | (1) | (2) | (3) | (4) | (5) | (6) |
| INDIA | 2 218 903 | 2 904 731 | 30,91 | 2 114 113 | 2 748 776 | 30,02 |
| BANGLADESH | 9 374 | 0 | -100,00 | 10 414 | 0 | -100,00 |
| IRAQ | 0 | 216 800 | - | 0 | 248 847 | - |
| IRAN (ISLAMIC REPUBLIC OF) | 26 329 | 0 | -100,00 | 48 815 | 0 | -100,00 |
| SAUDI ARABIA | 22 651 134 | 28 655 079 | 26,51 | 21 970 121 | 26 847 702 | 22,20 |
| KUWAIT | 1 617 478 | 3 173 098 | 96,18 | 1 816 778 | 3 369 708 | 85,48 |
| JORDAN | 4 051 294 | 6 640 727 | 63,92 | 4 361 546 | 6 869 669 | 57,51 |
| LEBANON | 230 932 | 967 704 | 319,04 | 233 685 | 1 055 955 | 351,87 |
| OMAN | 3 423 190 | 4 180 310 | 22,12 | 3 551 503 | 4 021 224 | 13,23 |
| TURKEY | 110 932 | 206 292 | 85,96 | 119 456 | 260 133 | 117,76 |
| UNITED ARAB EMIRATES | 2 964 906 | 7 369 330 | 148,55 | 2 957 464 | 6 892 051 | 133,04 |
| QATAR | 715 363 | 2 276 750 | 218,26 | 721 228 | 2 162 856 | 199,89 |
| BAHRAIN | 104 465 | 19 000 | -81,81 | 131 729 | 19 264 | -85,38 |
| EGYPT | 2 999 503 | 2 119 793 | -29,33 | 3 038 087 | 1 910 015 | -37,13 |
| LIBYAN ARAB JAMAHIRIYA | 1 373 881 | 807 796 | -41,20 | 1 365 837 | 764 567 | -44,02 |
| ALGERIA | 362 865 | 1 135 089 | 212,81 | 416 196 | 1 165 518 | 180,04 |
| TANZANIA, UNITED REP. OF | 0 | 19 000 | - | 0 | 23 105 | - |
| REUNION | 0 | 14 157 | - | 0 | 16 879 | - |
| SOUTH AFRICA | 102 124 | 110 036 | 7,75 | 130 443 | 166 119 | 27,35 |
| MAURITIUS | 660 | 230 | -65,15 | 4 269 | 700 | -83,60 |
| AUSTRALIA | 3 370 536 | 3 883 312 | 15,21 | 4 616 219 | 5 137 372 | 11,29 |
| NEW ZEALAND | 86 471 | 46 346 | -46,40 | 119 708 | 53 496 | -55,31 |
| NEW CALEDONIA | 46 250 | 33 724 | -27,08 | 70 534 | 43 751 | -37,97 |
| VANUATU | 0 | 14 861 | - | 0 | 32 427 | - |
| EAST TIMOR | 182 078 | 99 560 | -45,32 | 201 412 | 100 274 | -50,21 |
| UNITED STATES | 18 284 142 | 21 883 324 | 19,68 | 21 631 827 | 24 105 017 | 11,43 |
| CANADA | 199 145 | 145 133 | -27,12 | 249 951 | 187 119 | -25,14 |
| MEXICO | 1 625 417 | 1 789 696 | 10,11 | 1 654 418 | 1 938 518 | 17,17 |
| FRENCH POLYNESIA | 17 119 | 14 781 | -13,66 | 22 343 | 19 998 | -10,50 |
| UNITED KINGDOM | 2 306 733 | 1 926 923 | -16,47 | 3 297 401 | 2 474 720 | -24,95 |
| NETHERLANDS | 2 312 676 | 2 110 109 | -8,76 | 3 420 273 | 3 245 991 | -5,10 |
| FRANCE | 468 933 | 408 418 | -12,90 | 779 497 | 621 017 | -20,33 |
| GERMANY, FED. REP. OF | 4 123 197 | 5 856 920 | 42,05 | 6 703 499 | 8 364 341 | 24,78 |
| BELGIUM | 3 231 341 | 4 385 215 | 35,71 | 3 498 987 | 4 404 997 | 25,89 |
| DENMARK | 38 047 | 42 383 | 11,40 | 62 535 | 78 558 | 25,62 |
| SWEDEN | 17 860 | 45 415 | 154,28 | 44 721 | 58 703 | 31,26 |
| IRELAND | 0 | 5 000 | - | 0 | 7 814 | - |
| ITALY | 96 046 | 430 429 | 348,15 | 145 121 | 616 877 | 325,08 |
| GREECE | 22 770 | 21 000 | -7,77 | 33 459 | 46 058 | 37,66 |
| POLAND | 150 000 | 175 859 | 17,24 | 348 075 | 337 759 | -2,96 |
| ROMANIA | 10 941 | 167 538 | 1 431,29 | 21 397 | 210 354 | 883,10 |
| AZERBAIJAN | 1 010 | 5 465 | 441,09 | 7 022 | 27 503 | 291,67 |
| LATVIA | 47 730 | 0 | -100,00 | 78 865 | 0 | -100,00 |
| -KAYU GERGAJIAN | 5 222 754 | 9 944 475 | 90,41 | 5 655 485 | 7 601 089 | 34,40 |
| JAPAN | 1 474 847 | 1 431 110 | -2,97 | 2 453 917 | 2 265 185 | -7,69 |
| HONG KONG | 38 902 | 27 577 | -29,11 | 32 001 | 15 314 | -52,15 |
| KOREA, REPUBLIC OF | 190 714 | 126 527 | -33,66 | 203 561 | 147 637 | -27,47 |
| TAIWAN | 29 914 | 65 482 | 118,90 | 24 839 | 71 928 | 189,58 |
| CHINA | 1 556 361 | 6 631 487 | 326,09 | 886 643 | 3 653 988 | 312,11 |
| THAILAND | 141 078 | 55 867 | -60,40 | 102 914 | 73 533 | -28,55 |
| SINGAPORE | 90 646 | 21 049 | -76,78 | 68 559 | 17 665 | -74,23 |
| MALAYSIA | 638 153 | 635 024 | -0,49 | 560 620 | 397 597 | -29,08 |
| VIET NAM | 59 010 | 162 848 | 175,97 | 86 053 | 131 657 | 53,00 |
| BANGLADESH | 177 263 | 30 970 | -82,53 | 170 319 | 30 316 | -82,20 |
| LEBANON | 0 | 255 | - | 0 | 276 | - |
| SOUTH AFRICA | 24 196 | 5 448 | -77,48 | 29 003 | 8 448 | -70,87 |
| MAURITIUS | 10 970 | 0 | -100,00 | 27 897 | 0 | -100,00 |
| AUSTRALIA | 187 284 | 113 516 | -39,39 | 305 942 | 152 821 | -50,05 |
| NEW ZEALAND | 33 416 | 0 | -100,00 | 29 044 | 0 | -100,00 |
| UNITED STATES | 346 435 | 445 332 | 28,55 | 260 159 | 355 250 | 36,55 |
| UNITED KINGDOM | 72 419 | 54 958 | -24,11 | 159 480 | 68 252 | -57,20 |
| NETHERLANDS | 78 733 | 81 052 | 2,95 | 146 074 | 108 116 | -25,99 |
| FRANCE | 0 | 2 000 | - | 0 | 2 500 | - |
| GERMANY, FED. REP. OF | 50 539 | 29 893 | -40,85 | 72 636 | 36 463 | -49,80 |
| BELGIUM | 15 181 | 3 236 | -78,68 | 27 727 | 6 152 | -77,81 |
| FINLAND | 0 | 724 | - | 0 | 729 | - |
| ITALY | 0 | 7 862 | - | 0 | 28 905 | - |
| SPAIN | 6 693 | 0 | -100,00 | 8 097 | 0 | -100,00 |
| GREECE | 0 | 748 | - | 0 | 1 449 | - |
| POLAND | 0 | 11 510 | - | 0 | 26 908 | - |
| -KAYU OLAHAN LAIN | 329 812 735 | 622 300 970 | 88,68 | 185 734 374 | 232 676 142 | 25,27 |
| JAPAN | 17 775 016 | 173 882 705 | 878,24 | 23 826 652 | 43 236 631 | 81,46 |
| HONG KONG | 357 681 | 862 347 | 141,09 | 457 969 | 1 365 845 | 198,24 |
| KOREA, REPUBLIC OF | 9 184 295 | 15 479 354 | 68,54 | 5 893 244 | 9 826 804 | 66,75 |
| TAIWAN | 12 533 992 | 13 350 952 | 6,52 | 3 757 307 | 4 186 388 | 11,42 |

TABEL 5. PERKEMBANGAN EKSPOR INDONESIA MENURUT KOMODITI DAN NEGARA TUJUAN

| JENIS BARANG | BERAT BERSIH (KG) | | PERUB | NILAI FOB (US \$) | | PERUB |
|----------------------------|-------------------|--------------|-----------|-------------------|--------------|------------|
| | JAN-FEB 2012 | JAN-FEB 2013 | % | JAN-FEB 2012 | JAN-FEB 2013 | % |
| | (1) | (2) | (3) | (4) | (5) | (6) |
| CHINA | 217 388 464 | 320 577 464 | 47,47 | 30 905 349 | 46 349 974 | 49,97 |
| MONGOLIA | 400 | 515 | 28,75 | 790 | 759 | -3,92 |
| MACAU | 90 | 63 880 | 70 877,78 | 182 | 187 402 | 102 868,13 |
| PAPUA NEW GUINEA | 121 | 311 | 157,02 | 931 | 3 438 | 269,28 |
| THAILAND | 164 100 | 205 127 | 25,00 | 507 370 | 394 386 | -22,27 |
| SINGAPORE | 1 698 312 | 11 043 463 | 550,26 | 2 491 583 | 3 024 274 | 21,38 |
| PHILIPPINES | 722 915 | 1 682 275 | 132,71 | 249 452 | 731 895 | 193,40 |
| MALAYSIA | 4 742 353 | 2 642 540 | -44,28 | 2 543 022 | 1 665 272 | -34,52 |
| MYANMAR | 0 | 63 008 | - | 0 | 18 605 | - |
| CAMBODIA | 524 | 0 | -100,00 | 307 | 0 | -100,00 |
| BRUNEI DARUSSALAM | 63 406 | 4 019 | -93,66 | 132 005 | 3 247 | -97,54 |
| VIET NAM | 6 536 631 | 5 935 808 | -9,19 | 2 330 390 | 2 326 519 | -0,17 |
| MALDIVES | 28 134 | 150 828 | 436,11 | 124 625 | 355 906 | 185,58 |
| INDIA | 6 881 451 | 9 718 418 | 41,23 | 4 241 898 | 5 665 088 | 33,55 |
| PAKISTAN | 3 967 | 18 586 | 368,52 | 10 099 | 54 283 | 437,51 |
| BANGLADESH | 0 | 90 | - | 0 | 5 000 | - |
| SRI LANKA | 152 251 | 98 656 | -35,20 | 168 851 | 245 827 | 45,59 |
| IRAQ | 3 865 | 300 | -92,24 | 14 204 | 360 | -97,47 |
| IRAN (ISLAMIC REPUBLIC OF) | 306 286 | 1 243 203 | 305,90 | 322 940 | 492 746 | 52,58 |
| SAUDI ARABIA | 44 622 | 3 010 495 | 6 646,66 | 158 071 | 885 564 | 460,23 |
| ISRAIL | 19 781 | 25 029 | 26,53 | 30 310 | 42 848 | 41,37 |
| KUWAIT | 9 422 | 6 667 | -29,24 | 21 251 | 15 551 | -26,82 |
| JORDAN | 87 125 | 3 133 162 | 3 496,17 | 171 164 | 892 888 | 421,66 |
| LEBANON | 21 173 | 19 900 | -6,01 | 46 308 | 25 567 | -44,79 |
| OMAN | 250 | 441 | 76,40 | 1 310 | 4 000 | 205,34 |
| TURKEY | 147 332 | 226 779 | 53,92 | 335 558 | 649 274 | 93,49 |
| UNITED ARAB EMIRATES | 656 804 | 186 394 | -71,62 | 518 017 | 193 441 | -62,66 |
| QATAR | 160 766 | 26 490 | -83,52 | 238 772 | 102 907 | -56,90 |
| BAHRAIN | 2 | 470 | 23 400,00 | 14 | 2 014 | 14 285,71 |
| CYPRUS | 1 506 | 10 002 | 564,14 | 8 268 | 45 167 | 446,29 |
| EGYPT | 77 606 | 6 936 894 | 8 838,61 | 107 049 | 2 094 848 | 1 856,91 |
| LIBYAN ARAB JAMAHIRIYA | 27 464 | 2 595 | -90,55 | 56 353 | 12 358 | -78,07 |
| MOROCCO | 4 227 | 5 723 | 35,39 | 10 626 | 21 391 | 101,31 |
| TUNISIA | 57 725 | 784 | -98,64 | 59 343 | 1 138 | -98,08 |
| ETHIOPIA | 0 | 16 110 | - | 0 | 18 027 | - |
| TANZANIA, UNITED REP. OF | 12 283 | 0 | -100,00 | 139 960 | 0 | -100,00 |
| SOMALIA | 0 | 44 912 | - | 0 | 108 369 | - |
| KENYA | 783 | 27 216 | 3 375,86 | 243 | 66 645 | 27 325,93 |
| REUNION | 9 939 | 30 280 | 204,66 | 23 356 | 58 715 | 151,39 |
| MOZAMBIQUE | 546 | 25 730 | 4 612,45 | 1 380 | 57 890 | 4 094,93 |
| GHANA | 136 | 0 | -100,00 | 400 | 0 | -100,00 |
| ANGOLA | 2 150 | 300 | -86,05 | 6 030 | 483 | -91,99 |
| CAMEROON | 6 630 | 585 | -91,18 | 6 000 | 466 | -92,23 |
| NIGERIA | 1 965 | 750 | -61,83 | 4 200 | 568 | -86,48 |
| GABON | 2 182 | 22 821 | 945,88 | 4 481 | 11 706 | 161,24 |
| SEYCHELLES | 2 998 | 69 275 | 2 210,71 | 28 977 | 113 264 | 290,88 |
| CENTRAL AFRICAN REPUBLIC | 0 | 470 | - | 0 | 8 440 | - |
| SOUTH AFRICA | 1 975 447 | 1 895 858 | -4,03 | 3 010 246 | 2 727 776 | -9,38 |
| ZIMBABWE | 0 | 5 236 | - | 0 | 17 349 | - |
| COMOROS | 124 160 | 0 | -100,00 | 22 955 | 0 | -100,00 |
| MAURITIUS | 16 787 | 11 957 | -28,77 | 61 740 | 43 873 | -28,94 |
| VIRGIN ISLANDS (BRITISH) | 435 | 994 | 128,51 | 4 145 | 3 940 | -4,95 |
| AUSTRALIA | 11 814 558 | 15 216 519 | 28,79 | 21 789 353 | 26 982 435 | 23,83 |
| NEW ZEALAND | 919 351 | 1 676 827 | 82,39 | 1 695 242 | 2 953 762 | 74,24 |
| GUAM | 942 | 5 116 | 443,10 | 24 892 | 21 135 | -15,09 |
| PALAU | 30 | 28 413 | 94 610,00 | 326 | 95 396 | 29 162,58 |
| NEW CALEDONIA | 97 973 | 57 612 | -41,20 | 198 554 | 122 922 | -38,09 |
| NORTHERN MARIANA ISLANDS | 810 | 1 766 | 118,02 | 1 382 | 4 844 | 250,51 |
| VANUATU | 1 356 | 2 971 | 119,10 | 3 881 | 8 066 | 107,83 |
| WALLIS AND FUTUNA ISLANDS | 0 | 1 700 | - | 0 | 4 444 | - |
| COOK ISLANDS | 35 | 13 058 | 37 208,57 | 1 829 | 44 360 | 2 325,37 |
| FIJI | 9 602 | 10 220 | 6,44 | 38 153 | 66 674 | 74,75 |
| SAMOA | 1 370 | 4 161 | 203,72 | 6 274 | 2 688 | -57,16 |
| EAST TIMOR | 20 089 | 1 575 | -92,16 | 52 117 | 3 100 | -94,05 |
| UNITED STATES | 7 533 591 | 7 155 882 | -5,01 | 19 816 266 | 19 349 793 | -2,35 |
| CANADA | 1 072 488 | 1 141 679 | 6,45 | 3 170 933 | 3 351 576 | 5,70 |
| MEXICO | 605 244 | 148 667 | -75,44 | 1 965 969 | 453 224 | -76,95 |
| GUATEMALA | 440 | 0 | -100,00 | 1 134 | 0 | -100,00 |
| HONDURAS | 0 | 2 725 | - | 0 | 20 943 | - |
| PANAMA | 0 | 100 | - | 0 | 512 | - |
| SURINAME | 0 | 215 | - | 0 | 600 | - |
| CHILE | 62 653 | 32 110 | -48,75 | 221 218 | 93 931 | -57,54 |
| VENEZUELA | 17 067 | 1 841 | -89,21 | 44 512 | 4 616 | -89,63 |
| ARGENTINA | 76 418 | 17 197 | -77,50 | 140 493 | 54 406 | -61,27 |
| BRAZIL | 984 548 | 51 578 | -94,76 | 810 106 | 110 122 | -86,41 |
| COLOMBIA | 8 349 | 21 090 | 152,61 | 31 275 | 66 273 | 111,90 |
| BOLIVIA | 0 | 13 272 | - | 0 | 36 188 | - |

TABEL 5. PERKEMBANGAN EKSPOR INDONESIA MENURUT KOMODITI DAN NEGARA TUJUAN

| JENIS BARANG | BERAT BERSIH (KG) | | PERUB | NILAI FOB (US \$) | | PERUB |
|--------------------------|-------------------|-------------------|---------------|--------------------|--------------------|---------------|
| | JAN-FEB 2012 | JAN-FEB 2013 | % | JAN-FEB 2012 | JAN-FEB 2013 | % |
| (1) | (2) | (3) | (4) | (5) | (6) | (7) |
| URUGUAY | 3 574 | 28 177 | 688,39 | 9 790 | 74 628 | 662,29 |
| PARAGUAY | 45 | 75 | 66,67 | 1 343 | 249 | -81,46 |
| PERU | 3 599 | 3 242 | -9,92 | 19 642 | 6 232 | -68,27 |
| TRINIDAD AND TOBAGO | 130 | 150 | 15,38 | 1 002 | 606 | -39,52 |
| BAHAMAS | 5 698 | 3 750 | -34,19 | 11 652 | 23 483 | 101,54 |
| JAMAICA | 26 829 | 26 144 | -2,55 | 248 024 | 148 258 | -40,22 |
| PUERTO RICO | 15 636 | 1 432 | -90,84 | 44 456 | 5 482 | -87,67 |
| BELIZE | 0 | 9 500 | - | 0 | 29 989 | - |
| DOMINICAN REPUBLIC | 4 912 | 571 | -88,38 | 26 497 | 2 663 | -89,95 |
| COSTA RICA | 43 448 | 26 217 | -39,66 | 34 864 | 48 779 | 39,91 |
| BARBADOS | 45 | 0 | -100,00 | 963 | 0 | -100,00 |
| ARUBA | 0 | 1 485 | - | 0 | 711 | - |
| BERMUDA | 1 272 | 1 610 | 26,57 | 16 393 | 225 | -98,63 |
| CAYMAN ISLANDS | 2 255 | 200 | -91,13 | 1 396 | 1 248 | -10,60 |
| FRENCH GUIANA | 17 197 | 575 | -96,66 | 49 391 | 4 997 | -89,88 |
| FRENCH POLYNESIA | 95 936 | 21 343 | -77,75 | 165 535 | 41 369 | -75,01 |
| GRENADA | 0 | 170 | - | 0 | 2 435 | - |
| MARTINIQUE | 24 295 | 16 900 | -30,44 | 57 278 | 37 476 | -34,57 |
| NETHERLANDS ANTILLES | 12 700 | 33 700 | 165,35 | 73 054 | 45 920 | -37,14 |
| TURKS AND CAICOS ISLANDS | 2 913 | 0 | -100,00 | 3 011 | 0 | -100,00 |
| GUADELOUPE | 21 694 | 16 247 | -25,11 | 35 480 | 42 336 | 19,32 |
| UNITED KINGDOM | 5 061 722 | 5 685 506 | 12,32 | 13 231 970 | 14 002 609 | 5,82 |
| NETHERLANDS | 6 612 632 | 6 080 616 | -8,05 | 12 187 661 | 11 129 671 | -8,68 |
| FRANCE | 1 605 868 | 1 003 904 | -37,49 | 3 356 621 | 2 283 090 | -31,98 |
| GERMANY, FED. REP. OF | 5 423 914 | 6 467 599 | 19,24 | 10 659 000 | 12 006 730 | 12,64 |
| AUSTRIA | 5 769 | 6 401 | 10,96 | 20 499 | 19 450 | -5,12 |
| BELGIUM | 1 981 681 | 1 261 168 | -36,36 | 3 318 110 | 2 023 800 | -39,01 |
| SWITZERLAND | 59 736 | 196 818 | 229,48 | 204 603 | 657 049 | 221,13 |
| LUXEMBOURG | 60 | 0 | -100,00 | 1 200 | 0 | -100,00 |
| MONACO | 14 850 | 800 | -94,61 | 48 383 | 7 099 | -85,33 |
| DENMARK | 640 227 | 487 066 | -23,92 | 1 261 927 | 835 016 | -33,83 |
| NORWAY | 100 262 | 18 179 | -81,87 | 285 131 | 75 273 | -73,60 |
| SWEDEN | 160 923 | 138 065 | -14,20 | 653 773 | 557 783 | -14,68 |
| FINLAND | 52 225 | 43 734 | -16,26 | 208 468 | 100 783 | -51,66 |
| IRELAND | 73 756 | 64 813 | -12,13 | 195 565 | 118 925 | -39,19 |
| ITALY | 719 019 | 636 522 | -11,47 | 2 027 425 | 2 025 025 | -0,12 |
| SPAIN | 448 074 | 334 423 | -25,36 | 1 449 844 | 1 039 874 | -28,28 |
| PORTUGAL | 11 004 | 56 591 | 414,28 | 61 989 | 192 610 | 210,72 |
| GREECE | 21 834 | 24 565 | 12,51 | 105 857 | 74 628 | -29,50 |
| HUNGARY | 3 571 | 3 107 | -12,99 | 24 128 | 4 938 | -79,53 |
| POLAND | 595 727 | 416 062 | -30,16 | 946 564 | 716 264 | -24,33 |
| ROMANIA | 2 384 | 111 810 | 4 590,02 | 16 398 | 173 179 | 956,10 |
| BULGARIA | 6 306 | 31 229 | 395,23 | 16 819 | 79 520 | 372,80 |
| ALBANIA | 5 654 | 0 | -100,00 | 6 170 | 0 | -100,00 |
| AZERBAIJAN | 115 690 | 170 216 | 47,13 | 242 203 | 601 383 | 148,30 |
| BELARUS | 144 | 32 | -77,78 | 714 | 387 | -45,80 |
| KAZAKHSTAN | 0 | 35 105 | - | 0 | 98 234 | - |
| UKRAINE | 94 991 | 22 462 | -76,35 | 133 095 | 57 924 | -56,48 |
| LITHUANIA | 21 793 | 79 942 | 266,82 | 18 191 | 137 466 | 655,68 |
| LATVIA | 20 601 | 4 800 | -76,70 | 31 533 | 5 802 | -81,60 |
| ESTONIA | 43 328 | 15 382 | -64,50 | 65 883 | 33 199 | -49,61 |
| GEORGIA | 400 | 0 | -100,00 | 5 051 | 0 | -100,00 |
| CROATIA | 26 325 | 9 444 | -64,13 | 81 006 | 32 735 | -59,59 |
| MALTA | 5 765 | 22 | -99,62 | 25 722 | 352 | -98,63 |
| SLOVAKIA | 425 | 0 | -100,00 | 500 | 0 | -100,00 |
| SLOVENIA | 3 771 | 2 315 | -38,61 | 12 625 | 1 333 | -89,44 |
| CZECH REPUBLIC | 132 298 | 104 413 | -21,08 | 294 019 | 213 660 | -27,33 |
| REP. OF MACEDONIA | 0 | 50 | - | 0 | 1 210 | - |
| RUSSIA FEDERATION | 213 614 | 221 058 | 3,48 | 663 234 | 631 013 | -4,86 |
| SERBIA | 800 | 0 | -100,00 | 3 116 | 0 | -100,00 |
| MONTENEGRO | 0 | 801 | - | 0 | 1 916 | - |
| -TIMAH | 18 207 803 | 10 662 972 | -41,44 | 433 804 237 | 238 337 895 | -45,06 |
| JAPAN | 997 961 | 125 050 | -87,47 | 22 964 633 | 2 892 617 | -87,40 |
| HONG KONG | 0 | 5 127 | - | 0 | 30 389 | - |
| KOREA, REPUBLIC OF | 635 668 | 290 078 | -54,37 | 15 288 414 | 6 679 693 | -56,31 |
| TAIWAN | 20 216 | 369 623 | 1 728,37 | 489 179 | 5 314 344 | 986,38 |
| CHINA | 639 985 | 0 | -100,00 | 15 371 047 | 0 | -100,00 |
| THAILAND | 637 847 | 0 | -100,00 | 15 632 546 | 0 | -100,00 |
| SINGAPORE | 11 313 165 | 7 568 060 | -33,10 | 269 261 294 | 172 840 799 | -35,81 |
| PHILIPPINES | 99 256 | 99 744 | 0,49 | 2 224 769 | 2 021 607 | -9,13 |
| MALAYSIA | 2 126 505 | 409 818 | -80,73 | 51 906 403 | 8 226 510 | -84,15 |
| VIET NAM | 5 | 0 | -100,00 | 220 | 0 | -100,00 |
| INDIA | 141 191 | 209 687 | 48,51 | 3 442 978 | 4 159 803 | 20,82 |
| SAUDI ARABIA | 0 | 5 010 | - | 0 | 116 483 | - |
| TURKEY | 0 | 25 015 | - | 0 | 578 472 | - |
| UNITED ARAB EMIRATES | 0 | 25 028 | - | 0 | 581 889 | - |

TABEL 5. PERKEMBANGAN EKSPOR INDONESIA MENURUT KOMODITI DAN NEGARA TUJUAN

| JENIS BARANG | BERAT BERSIH (KG) | | PERUB | NILAI FOB (US \$) | | PERUB |
|----------------------------|-------------------|-------------------|-------------|--------------------|--------------------|--------------|
| | JAN-FEB 2012 | JAN-FEB 2013 | % | JAN-FEB 2012 | JAN-FEB 2013 | % |
| | (1) | (2) | (3) | (4) | (5) | (6) |
| AUSTRALIA | 2 969 | 0 | -100,00 | 10 129 | 0 | -100,00 |
| EAST TIMOR | 250 | 544 | 117,60 | 515 | 647 | 25,63 |
| UNITED STATES | 402 328 | 130 015 | -67,68 | 9 446 431 | 2 917 837 | -69,11 |
| CANADA | 1 766 | 0 | -100,00 | 39 005 | 0 | -100,00 |
| NETHERLANDS | 858 463 | 1 169 260 | 36,20 | 20 369 390 | 26 707 833 | 31,12 |
| BELGIUM | 0 | 35 735 | - | 0 | 775 044 | - |
| SWITZERLAND | 99 788 | 0 | -100,00 | 2 151 729 | 0 | -100,00 |
| ITALY | 230 440 | 195 178 | -15,30 | 5 205 555 | 4 493 928 | -13,67 |
| -ALUMINIUM | 47 298 777 | 47 350 363 | 0,11 | 122 900 753 | 116 517 839 | -5,19 |
| JAPAN | 22 689 809 | 2 527 585 | -88,86 | 47 423 674 | 6 807 078 | -85,65 |
| HONG KONG | 42 940 | 58 731 | 36,77 | 113 519 | 148 537 | 30,85 |
| KOREA, REPUBLIC OF | 1 939 614 | 10 350 955 | 433,66 | 3 572 307 | 20 159 467 | 464,33 |
| TAIWAN | 596 675 | 528 953 | -11,35 | 3 082 130 | 2 047 055 | -33,58 |
| CHINA | 638 577 | 8 549 103 | 1 238,77 | 220 837 | 16 087 521 | 7 184,79 |
| PAPUA NEW GUINEA | 152 783 | 344 759 | 125,65 | 702 517 | 1 569 791 | 123,45 |
| THAILAND | 1 876 132 | 1 863 272 | -0,69 | 6 891 936 | 5 730 792 | -16,85 |
| SINGAPORE | 824 249 | 906 638 | 10,00 | 3 377 467 | 3 429 658 | 1,55 |
| PHILIPPINES | 1 058 925 | 976 317 | -7,80 | 3 406 232 | 2 714 689 | -20,30 |
| MALAYSIA | 1 665 798 | 1 763 200 | 5,85 | 5 263 155 | 4 892 505 | -7,04 |
| MYANMAR | 168 883 | 44 600 | -73,59 | 791 388 | 536 589 | -32,20 |
| CAMBODIA | 0 | 19 453 | - | 0 | 69 240 | - |
| BRUNEI DARUSSALAM | 35 008 | 21 067 | -39,82 | 134 981 | 81 245 | -39,81 |
| LAO PEOPLE'S DEM. REP. | 190 | 0 | -100,00 | 665 | 0 | -100,00 |
| VIET NAM | 76 656 | 408 783 | 433,27 | 452 716 | 1 386 936 | 206,36 |
| MALDIVES | 684 | 303 | -55,70 | 15 118 | 3 150 | -79,16 |
| INDIA | 139 696 | 243 180 | 74,08 | 658 502 | 748 834 | 13,72 |
| PAKISTAN | 6 794 | 6 220 | -8,45 | 31 802 | 30 006 | -5,65 |
| BANGLADESH | 20 597 | 197 452 | 858,64 | 56 254 | 554 526 | 885,75 |
| SRI LANKA | 12 633 | 3 434 | -72,82 | 52 229 | 12 447 | -76,17 |
| IRAQ | 0 | 3 959 320 | - | 0 | 9 425 591 | - |
| IRAN (ISLAMIC REPUBLIC OF) | 24 000 | 0 | -100,00 | 76 235 | 0 | -100,00 |
| SAUDI ARABIA | 50 364 | 35 555 | -29,40 | 200 666 | 210 908 | 5,10 |
| KUWAIT | 610 | 4 795 | 686,07 | 261 | 59 812 | 22 816,48 |
| LEBANON | 0 | 1 | - | 0 | 4 | - |
| YEMEN | 61 | 449 | 636,07 | 230 | 1 744 | 658,26 |
| OMAN | 22 958 | 19 191 | -16,41 | 144 288 | 132 980 | -7,84 |
| TURKEY | 63 902 | 96 034 | 50,28 | 245 018 | 327 907 | 33,83 |
| UNITED ARAB EMIRATES | 106 853 | 48 387 | -54,72 | 747 246 | 342 445 | -54,17 |
| QATAR | 0 | 1 125 | - | 0 | 3 375 | - |
| CYPRUS | 0 | 2 320 | - | 0 | 27 128 | - |
| EGYPT | 5 141 | 8 134 | 58,22 | 40 072 | 64 891 | 61,94 |
| MOROCCO | 153 | 336 | 119,61 | 1 942 | 3 624 | 86,61 |
| REUNION | 6 544 | 9 440 | 44,25 | 27 308 | 44 537 | 63,09 |
| TOGO | 0 | 5 | - | 0 | 4 | - |
| GHANA | 0 | 210 | - | 0 | 10 875 | - |
| LIBERIA | 440 | 0 | -100,00 | 2 544 | 0 | -100,00 |
| ANGOLA | 31 | 0 | -100,00 | 39 | 0 | -100,00 |
| CAMEROON | 3 570 | 0 | -100,00 | 1 597 | 0 | -100,00 |
| NIGERIA | 38 607 | 7 164 | -81,44 | 405 121 | 37 045 | -90,86 |
| GABON | 0 | 700 | - | 0 | 4 | - |
| COTE D'IVOIRE | 0 | 1 | - | 0 | 5 | - |
| SENEGAL | 6 840 | 1 546 | -77,40 | 48 048 | 15 146 | -68,48 |
| MAURITANIA | 0 | 1 | - | 0 | 15 | - |
| BURKINA FASO | 89 796 | 0 | -100,00 | 269 217 | 0 | -100,00 |
| SOUTH AFRICA | 55 921 | 12 498 | -77,65 | 327 411 | 77 275 | -76,40 |
| ZIMBABWE | 0 | 2 | - | 0 | 140 | - |
| BURUNDI | 701 | 0 | -100,00 | 1 840 | 0 | -100,00 |
| MAURITIUS | 49 455 | 141 977 | 187,08 | 205 719 | 645 826 | 213,94 |
| AUSTRALIA | 1 228 151 | 1 786 675 | 45,48 | 4 291 200 | 5 583 307 | 30,11 |
| NEW ZEALAND | 62 944 | 93 754 | 48,95 | 212 979 | 321 793 | 51,09 |
| NEW CALEDONIA | 62 345 | 70 215 | 12,62 | 282 221 | 381 154 | 35,06 |
| VANUATU | 1 | 0 | -100,00 | 23 | 0 | -100,00 |
| FIJI | 15 430 | 21 758 | 41,01 | 35 975 | 66 089 | 83,71 |
| SOLOMON ISLANDS | 45 220 | 69 746 | 54,24 | 190 735 | 322 330 | 68,99 |
| EAST TIMOR | 245 459 | 449 482 | 83,12 | 524 079 | 714 097 | 36,26 |
| UNITED STATES | 12 757 074 | 10 684 312 | -16,25 | 36 404 547 | 27 036 554 | -25,73 |
| CANADA | 49 520 | 419 898 | 747,94 | 224 128 | 1 192 534 | 432,08 |
| ARGENTINA | 70 | 0 | -100,00 | 227 | 0 | -100,00 |
| BRAZIL | 51 401 | 49 681 | -3,35 | 285 385 | 266 036 | -6,78 |
| JAMAICA | 385 | 0 | -100,00 | 1 500 | 0 | -100,00 |
| PUERTO RICO | 0 | 30 966 | - | 0 | 87 796 | - |
| DOMINICAN REPUBLIC | 24 | 0 | -100,00 | 73 | 0 | -100,00 |
| FRENCH POLYNESIA | 0 | 375 | - | 0 | 480 | - |
| UNITED KINGDOM | 78 294 | 74 269 | -5,14 | 459 958 | 458 960 | -0,22 |
| NETHERLANDS | 876 | 1 844 | 110,50 | 6 942 | 4 489 | -35,34 |
| FRANCE | 52 159 | 19 144 | -63,30 | 361 265 | 200 812 | -44,41 |

TABEL 5. PERKEMBANGAN EKSPOR INDONESIA MENURUT KOMODITI DAN NEGARA TUJUAN

| JENIS BARANG | BERAT BERSIH (KG) | | PERUB | NILAI FOB (US \$) | | PERUB |
|----------------------------|--------------------|--------------------|--------------|--------------------|--------------------|---------------|
| | JAN-FEB 2012 | JAN-FEB 2013 | % | JAN-FEB 2012 | JAN-FEB 2013 | % |
| (1) | (2) | (3) | (4) | (5) | (6) | (7) |
| GERMANY, FED. REP. OF | 104 997 | 88 421 | -15,79 | 334 356 | 456 818 | 36,63 |
| AUSTRIA | 0 | 3 | - | 0 | 7 | - |
| BELGIUM | 18 362 | 219 279 | 1 094,20 | 86 428 | 575 149 | 565,47 |
| SWITZERLAND | 20 | 0 | -100,00 | 77 | 0 | -100,00 |
| DENMARK | 30 | 0 | -100,00 | 40 | 0 | -100,00 |
| IRELAND | 0 | 113 | - | 0 | 1 064 | - |
| ITALY | 43 081 | 96 992 | 125,14 | 140 631 | 343 180 | 144,03 |
| SPAIN | 2 252 | 2 934 | 30,28 | 15 470 | 14 386 | -7,01 |
| PORTUGAL | 1 | 0 | -100,00 | 1 | 0 | -100,00 |
| GREECE | 6 | 1 288 | 21 366,67 | 504 | 15 433 | 2 962,10 |
| UKRAINE | 4 671 | 0 | -100,00 | 28 427 | 0 | -100,00 |
| GEORGIA | 50 | 0 | -100,00 | 180 | 0 | -100,00 |
| CROATIA | 0 | 760 | - | 0 | 4 671 | - |
| SLOVENIA | 0 | 20 | - | 0 | 37 | - |
| RUSSIA FEDERATION | 3 364 | 5 238 | 55,71 | 21 171 | 29 316 | 38,47 |
| -NIKEL | 16 236 858 | 16 460 157 | 1,38 | 179 353 991 | 144 582 726 | -19,39 |
| JAPAN | 16 218 135 | 16 394 312 | 1,09 | 177 495 704 | 142 394 285 | -19,78 |
| HONG KONG | 109 | 12 | -88,99 | 1 073 | 37 | -96,55 |
| KOREA, REPUBLIC OF | 0 | 11 000 | - | 0 | 39 640 | - |
| TAIWAN | 0 | 6 | - | 0 | 162 | - |
| CHINA | 2 665 | 30 | -98,87 | 30 284 | 22 500 | -25,70 |
| THAILAND | 220 | 0 | -100,00 | 9 157 | 0 | -100,00 |
| SINGAPORE | 11 740 | 24 333 | 107,27 | 1 738 340 | 184 301 | -89,40 |
| MALAYSIA | 194 | 180 | -7,22 | 9 528 | 29 233 | 206,81 |
| QATAR | 90 | 0 | -100,00 | 21 000 | 0 | -100,00 |
| EAST TIMOR | 432 | 24 647 | 5 605,32 | 371 | 31 909 | 8 500,81 |
| UNITED STATES | 35 | 3 826 | 10 831,43 | 2 773 | 1 840 395 | 66 268,37 |
| FRENCH POLYNESIA | 0 | 8 | - | 0 | 9 | - |
| UNITED KINGDOM | 3 224 | 1 525 | -52,70 | 45 751 | 23 049 | -49,62 |
| GERMANY, FED. REP. OF | 14 | 0 | -100,00 | 10 | 0 | -100,00 |
| BELGIUM | 0 | 278 | - | 0 | 17 206 | - |
| -BESI/BAJA | 271 939 913 | 264 173 098 | -2,86 | 457 179 973 | 536 651 926 | 17,38 |
| JAPAN | 14 824 927 | 14 610 565 | -1,45 | 33 027 127 | 41 630 164 | 26,05 |
| HONG KONG | 336 478 | 230 366 | -31,54 | 2 157 862 | 494 322 | -77,09 |
| KOREA, REPUBLIC OF | 7 669 589 | 11 474 254 | 49,61 | 27 602 140 | 34 023 156 | 23,26 |
| TAIWAN | 12 088 961 | 10 037 208 | -16,97 | 11 384 133 | 8 642 495 | -24,08 |
| CHINA | 3 973 780 | 20 052 123 | 404,61 | 11 709 503 | 11 466 269 | -2,08 |
| MONGOLIA | 0 | 282 250 | - | 0 | 667 875 | - |
| PAPUA NEW GUINEA | 808 201 | 1 163 712 | 43,99 | 1 588 789 | 2 332 883 | 46,83 |
| THAILAND | 8 943 746 | 16 359 740 | 82,92 | 16 770 768 | 21 790 517 | 29,93 |
| SINGAPORE | 27 152 622 | 35 014 728 | 28,96 | 54 975 607 | 57 318 993 | 4,26 |
| PHILIPPINES | 1 333 658 | 989 276 | -25,82 | 2 443 647 | 1 809 708 | -25,94 |
| MALAYSIA | 17 147 798 | 40 047 123 | 133,54 | 23 823 264 | 42 719 071 | 79,32 |
| MYANMAR | 107 353 376 | 162 402 | -99,85 | 78 523 879 | 337 680 | -99,57 |
| CAMBODIA | 1 493 | 27 673 | 1 753,52 | 16 049 | 43 713 | 172,37 |
| BRUNEI DARUSSALAM | 90 091 | 1 130 119 | 1 154,42 | 160 163 | 5 383 278 | 3 261,12 |
| LAO PEOPLE'S DEM. REP. | 0 | 162 | - | 0 | 2 323 | - |
| NEPAL | 48 000 | 0 | -100,00 | 61 104 | 0 | -100,00 |
| VIET NAM | 4 307 938 | 1 907 805 | -55,71 | 7 740 915 | 3 315 106 | -57,17 |
| MALDIVES | 2 358 | 160 631 | 6 712,17 | 38 256 | 112 028 | 192,84 |
| INDIA | 6 776 336 | 4 909 597 | -27,55 | 11 082 981 | 7 722 877 | -30,32 |
| PAKISTAN | 598 007 | 306 566 | -48,74 | 1 375 695 | 408 983 | -70,27 |
| BANGLADESH | 875 222 | 525 362 | -39,97 | 919 114 | 491 066 | -46,57 |
| SRI LANKA | 1 505 698 | 580 968 | -61,42 | 1 121 074 | 446 844 | -60,14 |
| IRAQ | 3 831 | 3 304 | -13,76 | 17 545 | 23 361 | 33,15 |
| IRAN (ISLAMIC REPUBLIC OF) | 6 796 | 808 | -88,11 | 19 646 | 132 600 | 574,95 |
| SAUDI ARABIA | 564 389 | 1 206 528 | 113,78 | 6 056 783 | 15 451 360 | 155,11 |
| ISRAEL | 9 992 | 613 | -93,87 | 13 575 | 5 294 | -61,00 |
| KUWAIT | 21 777 | 4 887 | -77,56 | 64 814 | 59 602 | -8,04 |
| LEBANON | 14 128 | 1 465 | -89,63 | 31 750 | 6 428 | -79,75 |
| YEMEN | 526 878 | 876 941 | 66,44 | 986 845 | 1 700 838 | 72,35 |
| OMAN | 1 564 694 | 16 238 | -98,96 | 2 726 849 | 348 724 | -87,21 |
| TURKEY | 881 970 | 212 505 | -75,91 | 2 128 087 | 922 257 | -56,66 |
| UNITED ARAB EMIRATES | 1 371 831 | 3 678 987 | 168,18 | 8 780 031 | 8 682 644 | -1,11 |
| QATAR | 1 947 624 | 1 837 | -99,91 | 2 365 038 | 127 986 | -94,59 |
| BAHRAIN | 135 | 0 | -100,00 | 1 336 | 0 | -100,00 |
| EGYPT | 950 290 | 9 615 | -98,99 | 553 004 | 74 810 | -86,47 |
| MOROCCO | 87 | 84 | -3,45 | 8 128 | 863 | -89,38 |
| TUNISIA | 0 | 22 227 | - | 0 | 38 318 | - |
| SUDAN | 0 | 24 | - | 0 | 2 186 | - |
| NAMIBIA | 0 | 912 695 | - | 0 | 306 884 | - |
| TANZANIA, UNITED REP. OF | 1 347 | 0 | -100,00 | 48 948 | 0 | -100,00 |
| KENYA | 10 | 97 038 | 970 280,00 | 168 | 193 915 | 115 325,60 |
| REUNION | 1 332 | 915 | -31,31 | 4 373 | 2 146 | -50,93 |
| MOZAMBIQUE | 133 | 0 | -100,00 | 163 | 0 | -100,00 |

TABEL 5. PERKEMBANGAN EKSPOR INDONESIA MENURUT KOMODITI DAN NEGARA TUJUAN

| JENIS BARANG | BERAT BERSIH (KG) | | PERUB % | NILAI FOB (US \$) | | PERUB % |
|--------------------------|-------------------|--------------|------------|-------------------|--------------|------------|
| | JAN-FEB 2012 | JAN-FEB 2013 | | JAN-FEB 2012 | JAN-FEB 2013 | |
| (1) | (2) | (3) | (4) | (5) | (6) | (7) |
| EQUATORIAL GUINEA | 0 | 260 | - | 0 | 1 375 | - |
| TOGO | 13 500 | 0 | -100,00 | 8 422 | 0 | -100,00 |
| GHANA | 376 339 | 303 570 | -19,34 | 1 824 948 | 333 927 | -81,70 |
| LIBERIA | 69 058 | 652 | -99,06 | 85 376 | 284 | -99,67 |
| GUINEA | 10 980 | 0 | -100,00 | 5 760 | 0 | -100,00 |
| ANGOLA | 729 618 | 630 756 | -13,55 | 2 086 050 | 3 494 487 | 67,52 |
| CONGO | 120 580 | 1 040 | -99,14 | 887 650 | 2 300 | -99,74 |
| CAMEROON | 21 876 | 9 600 | -56,12 | 73 095 | 16 192 | -77,85 |
| NIGERIA | 284 345 | 606 818 | 113,41 | 804 277 | 2 056 184 | 155,66 |
| GABON | 18 | 154 042 | 855 688,89 | 76 | 652 764 | 858 800,00 |
| SENEGAL | 12 791 | 3 005 | -76,51 | 1 817 | 21 870 | 1 103,63 |
| MAURITANIA | 0 | 426 541 | - | 0 | 1 054 237 | - |
| MALI | 20 256 | 0 | -100,00 | 119 739 | 0 | -100,00 |
| SEYCHELLES | 457 | 10 814 | 2 266,30 | 2 680 | 22 215 | 728,92 |
| UGANDA | 31 188 | 0 | -100,00 | 148 572 | 0 | -100,00 |
| SOUTH AFRICA | 2 402 725 | 130 867 | -94,55 | 5 507 259 | 195 428 | -96,45 |
| ZIMBABWE | 0 | 28 | - | 0 | 34 | - |
| BURUNDI | 134 | 0 | -100,00 | 333 | 0 | -100,00 |
| MAURITIUS | 1 359 201 | 695 073 | -48,86 | 1 226 946 | 897 918 | -26,82 |
| AUSTRALIA | 15 472 033 | 56 354 513 | 264,23 | 43 600 435 | 160 762 303 | 268,72 |
| NEW ZEALAND | 861 432 | 1 248 681 | 44,95 | 1 136 701 | 1 341 266 | 18,00 |
| PALAU | 38 | 0 | -100,00 | 1 114 | 0 | -100,00 |
| NEW CALEDONIA | 6 136 | 14 912 | 143,02 | 21 042 | 13 608 | -35,33 |
| VANUATU | 154 937 | 235 | -99,85 | 107 918 | 941 | -99,13 |
| AMERICAN SAMOA | 0 | 26 570 | - | 0 | 17 138 | - |
| COOK ISLANDS | 10 | 0 | -100,00 | 237 | 0 | -100,00 |
| FIJI | 33 925 | 43 | -99,87 | 47 709 | 250 | -99,48 |
| SOLOMON ISLANDS | 25 600 | 24 930 | -2,62 | 17 408 | 15 831 | -9,06 |
| TONGA | 0 | 26 600 | - | 0 | 17 157 | - |
| EAST TIMOR | 3 683 666 | 4 014 144 | 8,97 | 2 919 456 | 2 758 343 | -5,52 |
| UNITED STATES | 4 541 065 | 5 968 783 | 31,44 | 13 764 778 | 24 043 825 | 74,68 |
| CANADA | 1 081 514 | 2 089 519 | 93,20 | 1 820 304 | 3 961 248 | 117,61 |
| MEXICO | 264 660 | 309 597 | 16,98 | 523 957 | 708 989 | 35,31 |
| GUATEMALA | 19 251 | 0 | -100,00 | 69 558 | 0 | -100,00 |
| CHILE | 1 096 | 1 360 671 | 124 048,81 | 5 695 | 1 965 791 | 34 417,84 |
| VENEZUELA | 75 779 | 169 | -99,78 | 1 154 187 | 8 251 | -99,29 |
| ARGENTINA | 4 424 | 8 786 | 98,60 | 38 473 | 47 768 | 24,16 |
| BRAZIL | 816 144 | 780 524 | -4,36 | 2 498 726 | 3 888 822 | 55,63 |
| COLOMBIA | 109 262 | 295 540 | 170,49 | 185 552 | 461 864 | 148,91 |
| URUGUAY | 30 342 | 5 960 920 | 19 545,77 | 687 021 | 10 567 168 | 1 438,11 |
| ECUADOR | 179 024 | 89 863 | -49,80 | 373 251 | 176 654 | -52,67 |
| PERU | 733 443 | 377 011 | -48,60 | 1 066 301 | 608 691 | -42,92 |
| PUERTO RICO | 1 514 | 0 | -100,00 | 1 523 | 0 | -100,00 |
| DOMINICAN REPUBLIC | 1 534 | 0 | -100,00 | 10 028 | 0 | -100,00 |
| COSTA RICA | 1 250 | 335 | -73,20 | 628 | 734 | 16,88 |
| BARBADOS | 15 | 0 | -100,00 | 25 | 0 | -100,00 |
| BERMUDA | 252 | 75 | -70,24 | 1 512 | 222 | -85,32 |
| FRENCH POLYNESIA | 529 | 287 | -45,75 | 246 | 2 456 | 898,37 |
| MARTINIQUE | 110 | 26 | -76,36 | 9 | 161 | 1 688,89 |
| TURKS AND CAICOS ISLANDS | 340 | 0 | -100,00 | 352 | 0 | -100,00 |
| GUADELOUPE | 73 | 1 847 | 2 430,14 | 447 | 3 216 | 619,46 |
| UNITED KINGDOM | 435 317 | 476 847 | 9,54 | 1 720 373 | 2 542 052 | 47,76 |
| NETHERLANDS | 10 206 660 | 10 631 958 | 4,17 | 41 474 801 | 28 901 086 | -30,32 |
| FRANCE | 193 609 | 97 060 | -49,87 | 721 040 | 472 870 | -34,42 |
| GERMANY, FED. REP. OF | 797 043 | 1 190 320 | 49,34 | 3 206 231 | 4 566 340 | 42,42 |
| AUSTRIA | 531 | 12 762 | 2 303,39 | 2 609 | 18 273 | 600,38 |
| BELGIUM | 305 237 | 553 729 | 81,41 | 1 717 273 | 2 492 466 | 45,14 |
| SWITZERLAND | 35 115 | 21 400 | -39,06 | 105 803 | 83 877 | -20,72 |
| DENMARK | 602 619 | 16 068 | -97,33 | 4 737 645 | 464 809 | -90,19 |
| NORWAY | 727 994 | 315 749 | -56,63 | 4 876 908 | 1 704 862 | -65,04 |
| SWEDEN | 97 684 | 208 976 | 113,93 | 437 830 | 785 949 | 79,51 |
| FINLAND | 3 048 | 16 560 | 443,31 | 23 624 | 86 319 | 265,39 |
| IRELAND | 5 313 | 0 | -100,00 | 31 988 | 0 | -100,00 |
| ITALY | 341 813 | 539 694 | 57,89 | 1 146 200 | 2 404 725 | 109,80 |
| SPAIN | 87 910 | 59 427 | -32,40 | 698 419 | 305 980 | -56,19 |
| PORTUGAL | 735 | 129 | -82,45 | 7 912 | 1 906 | -75,91 |
| GREECE | 1 355 | 2 920 | 115,50 | 9 066 | 5 014 | -44,69 |
| HUNGARY | 200 | 93 900 | 46 850,00 | 1 099 | 100 495 | 9 044,22 |
| POLAND | 87 846 | 100 448 | 14,35 | 156 011 | 166 521 | 6,74 |
| ROMANIA | 0 | 221 784 | - | 0 | 887 195 | - |
| BELARUS | 47 205 | 43 213 | -8,46 | 83 122 | 67 180 | -19,18 |
| KAZAKHSTAN | 268 | 0 | -100,00 | 14 420 | 0 | -100,00 |
| MOLDOVA, REPUBLIC OF | 0 | 200 | - | 0 | 600 | - |
| TURKMENISTAN | 4 | 0 | -100,00 | 30 | 0 | -100,00 |
| UKRAINE | 38 723 | 21 994 | -43,20 | 69 602 | 40 999 | -41,10 |
| LITHUANIA | 0 | 44 352 | - | 0 | 73 307 | - |
| LATVIA | 7 461 | 0 | -100,00 | 122 757 | 0 | -100,00 |

TABEL 5. PERKEMBANGAN EKSPOR INDONESIA MENURUT KOMODITI DAN NEGARA TUJUAN

| JENIS BARANG | BERAT BERSIH (KG) | | PERUB | NILAI FOB (US \$) | | PERUB |
|--------------------------|-------------------|-------------------|---------------|--------------------|--------------------|---------------|
| | JAN-FEB 2012 | JAN-FEB 2013 | % | JAN-FEB 2012 | JAN-FEB 2013 | % |
| (1) | (2) | (3) | (4) | (5) | (6) | (7) |
| GEORGIA | 170 | 0 | -100,00 | 945 | 0 | -100,00 |
| CROATIA | 4 094 | 3 600 | -12,07 | 44 511 | 11 528 | -74,10 |
| MALTA | 41 213 | 0 | -100,00 | 98 557 | 0 | -100,00 |
| SLOVENIA | 3 135 | 6 972 | 122,39 | 12 556 | 29 205 | 132,60 |
| CZECH REPUBLIC | 23 | 9 | -60,87 | 2 640 | 46 | -98,26 |
| RUSSIA FEDERATION | 609 401 | 546 039 | -10,40 | 2 488 380 | 1 076 843 | -56,73 |
| SERBIA | 200 | 0 | -100,00 | 875 | 0 | -100,00 |
| -TEMBAGA | 42 887 060 | 34 724 373 | -19,03 | 332 678 615 | 244 135 135 | -26,62 |
| JAPAN | 966 581 | 1 673 936 | 73,18 | 6 984 931 | 11 978 090 | 71,48 |
| HONG KONG | 780 157 | 605 838 | -22,34 | 5 894 229 | 4 323 603 | -26,65 |
| KOREA, REPUBLIC OF | 2 483 955 | 2 216 975 | -10,75 | 16 520 186 | 13 728 302 | -16,90 |
| TAIWAN | 1 906 620 | 1 520 494 | -20,25 | 13 363 594 | 8 789 206 | -34,23 |
| CHINA | 6 460 926 | 6 043 336 | -6,46 | 46 330 068 | 39 789 608 | -14,12 |
| PAPUA NEW GUINEA | 50 | 30 | -40,00 | 1 439 | 33 | -97,71 |
| THAILAND | 11 185 402 | 4 824 248 | -56,87 | 90 061 608 | 36 139 552 | -59,87 |
| SINGAPORE | 791 755 | 1 935 495 | 144,46 | 5 377 239 | 9 872 311 | 83,59 |
| PHILIPPINES | 2 342 611 | 1 208 006 | -48,43 | 19 388 946 | 9 016 835 | -53,49 |
| MALAYSIA | 11 662 191 | 6 159 402 | -47,18 | 94 122 040 | 46 292 124 | -50,82 |
| CAMBODIA | 0 | 51 800 | - | 0 | 14 724 | - |
| BRUNEI DARUSSALAM | 2 000 | 5 350 | 167,50 | 12 973 | 22 855 | 76,17 |
| VIET NAM | 2 684 360 | 3 422 012 | 27,48 | 22 218 961 | 25 949 605 | 16,79 |
| MALDIVES | 837 | 0 | -100,00 | 15 729 | 0 | -100,00 |
| INDIA | 0 | 521 557 | - | 0 | 3 581 236 | - |
| BANGLADESH | 262 280 | 182 780 | -30,31 | 1 964 680 | 1 271 112 | -35,30 |
| SRI LANKA | 6 204 | 0 | -100,00 | 50 746 | 0 | -100,00 |
| SAUDI ARABIA | 0 | 30 | - | 0 | 125 | - |
| UNITED ARAB EMIRATES | 0 | 55 | - | 0 | 1 015 | - |
| QATAR | 0 | 81 | - | 0 | 854 | - |
| REUNION | 1 | 118 | 11 700,00 | 3 | 1 228 | 40 833,33 |
| CAMEROON | 15 | 0 | -100,00 | 8 | 0 | -100,00 |
| NIGERIA | 4 875 | 0 | -100,00 | 750 | 0 | -100,00 |
| MAURITANIA | 0 | 12 | - | 0 | 2 217 | - |
| BENIN | 2 500 | 0 | -100,00 | 135 | 0 | -100,00 |
| UGANDA | 0 | 75 | - | 0 | 20 772 | - |
| SOUTH AFRICA | 2 332 | 0 | -100,00 | 7 700 | 0 | -100,00 |
| MAURITIUS | 425 | 0 | -100,00 | 1 969 | 0 | -100,00 |
| AUSTRALIA | 563 946 | 3 583 341 | 535,40 | 4 632 084 | 27 181 930 | 486,82 |
| NEW ZEALAND | 552 732 | 68 000 | -87,70 | 4 578 651 | 525 593 | -88,52 |
| EAST TIMOR | 19 604 | 6 017 | -69,31 | 6 060 | 2 809 | -53,65 |
| UNITED STATES | 64 420 | 53 625 | -16,76 | 710 646 | 654 432 | -7,91 |
| CANADA | 5 284 | 3 972 | -24,83 | 58 842 | 69 088 | 17,41 |
| MEXICO | 20 000 | 620 000 | 3 000,00 | 167 400 | 4 702 941 | 2 709,40 |
| GUATEMALA | 456 | 0 | -100,00 | 4 212 | 0 | -100,00 |
| BRAZIL | 10 | 0 | -100,00 | 172 | 0 | -100,00 |
| BOLIVIA | 140 | 0 | -100,00 | 1 695 | 0 | -100,00 |
| COSTA RICA | 230 | 0 | -100,00 | 1 475 | 0 | -100,00 |
| UNITED KINGDOM | 4 277 | 5 792 | 35,42 | 16 553 | 29 718 | 79,53 |
| NETHERLANDS | 105 083 | 5 742 | -94,54 | 136 702 | 46 664 | -65,86 |
| FRANCE | 2 493 | 2 585 | 3,69 | 21 800 | 94 855 | 335,11 |
| GERMANY, FED. REP. OF | 430 | 289 | -32,79 | 10 025 | 2 260 | -77,46 |
| AUSTRIA | 0 | 2 | - | 0 | 4 | - |
| BELGIUM | 0 | 98 | - | 0 | 3 249 | - |
| DENMARK | 0 | 125 | - | 0 | 5 787 | - |
| SWEDEN | 1 752 | 0 | -100,00 | 13 298 | 0 | -100,00 |
| SPAIN | 1 | 14 | 1 300,00 | 50 | 15 | -70,00 |
| PORTUGAL | 0 | 3 140 | - | 0 | 20 043 | - |
| GREECE | 35 | 0 | -100,00 | 348 | 0 | -100,00 |
| CZECH REPUBLIC | 90 | 0 | -100,00 | 668 | 0 | -100,00 |
| RUSSIA FEDERATION | 0 | 1 | - | 0 | 340 | - |
| -SENG | 1 251 646 | 1 975 138 | 57,80 | 1 324 914 | 1 989 230 | 50,14 |
| JAPAN | 805 | 296 374 | 36 716,65 | 18 858 | 518 937 | 2 651,81 |
| KOREA, REPUBLIC OF | 10 950 | 6 218 | -43,21 | 19 657 | 11 767 | -40,14 |
| TAIWAN | 246 357 | 65 420 | -73,45 | 217 092 | 55 788 | -74,30 |
| CHINA | 69 668 | 749 830 | 976,29 | 125 375 | 279 791 | 123,16 |
| PAPUA NEW GUINEA | 250 | 603 | 141,20 | 1 562 | 634 | -59,41 |
| THAILAND | 20 055 | 20 331 | 1,38 | 14 760 | 16 125 | 9,25 |
| SINGAPORE | 4 086 | 365 642 | 8 848,65 | 6 945 | 581 718 | 8 276,07 |
| MALAYSIA | 325 | 231 500 | 71 130,77 | 177 | 331 951 | 187 442,94 |
| MYANMAR | 2 000 | 0 | -100,00 | 5 686 | 0 | -100,00 |
| VIET NAM | 9 | 0 | -100,00 | 97 | 0 | -100,00 |
| INDIA | 699 141 | 194 583 | -72,17 | 573 181 | 168 313 | -70,64 |
| LEBANON | 0 | 1 571 | - | 0 | 8 820 | - |
| TANZANIA, UNITED REP. OF | 80 000 | 0 | -100,00 | 184 560 | 0 | -100,00 |
| CAMEROON | 50 | 0 | -100,00 | 26 | 0 | -100,00 |
| AUSTRALIA | 4 500 | 0 | -100,00 | 61 919 | 0 | -100,00 |

TABEL 5. PERKEMBANGAN EKSPOR INDONESIA MENURUT KOMODITI DAN NEGARA TUJUAN

| JENIS BARANG | BERAT BERSIH (KG) | | PERUB | NILAI FOB (US \$) | | PERUB |
|--------------------------------|-------------------|------------------|---------------|-------------------|-------------------|---------------|
| | JAN-FEB 2012 | JAN-FEB 2013 | % | JAN-FEB 2012 | JAN-FEB 2013 | % |
| (1) | (2) | (3) | (4) | (5) | (6) | (7) |
| EAST TIMOR | 113 266 | 43 025 | -62,01 | 75 490 | 14 995 | -80,14 |
| BELGIUM | 179 | 0 | -100,00 | 4 693 | 0 | -100,00 |
| ITALY | 5 | 41 | 720,00 | 14 836 | 391 | -97,36 |
| -LOGAM TIDAK MULIA LAIN | 69 114 739 | 8 371 320 | -87,89 | 60 793 294 | 44 880 190 | -26,18 |
| JAPAN | 61 526 314 | 1 180 348 | -98,08 | 16 794 909 | 7 205 278 | -57,10 |
| HONG KONG | 244 632 | 241 421 | -1,31 | 795 965 | 840 059 | 5,54 |
| KOREA, REPUBLIC OF | 147 545 | 94 243 | -36,13 | 512 175 | 366 725 | -28,40 |
| TAIWAN | 29 205 | 41 358 | 41,61 | 89 253 | 440 319 | 393,34 |
| CHINA | 78 423 | 112 757 | 43,78 | 202 570 | 634 242 | 213,10 |
| PAPUA NEW GUINEA | 119 277 | 328 635 | 175,52 | 405 056 | 886 252 | 118,80 |
| THAILAND | 847 439 | 655 763 | -22,62 | 6 659 038 | 4 126 147 | -38,04 |
| SINGAPORE | 2 001 094 | 1 920 579 | -4,02 | 10 548 862 | 6 051 016 | -42,64 |
| PHILIPPINES | 470 889 | 388 725 | -17,45 | 1 602 407 | 1 190 296 | -25,72 |
| MALAYSIA | 682 205 | 635 465 | -6,85 | 2 956 292 | 2 787 467 | -5,71 |
| MYANMAR | 1 975 | 43 577 | 2 106,43 | 27 517 | 830 465 | 2 918,01 |
| CAMBODIA | 275 | 0 | -100,00 | 4 239 | 0 | -100,00 |
| BRUNEI DARUSSALAM | 2 457 | 25 662 | 944,44 | 17 166 | 60 515 | 252,53 |
| LAO PEOPLE'S DEM. REP. | 0 | 129 | - | 0 | 24 793 | - |
| VIET NAM | 681 037 | 265 847 | -60,96 | 4 596 108 | 1 654 949 | -63,99 |
| MALDIVES | 1 617 | 765 | -52,69 | 32 543 | 12 267 | -62,31 |
| INDIA | 205 525 | 92 142 | -55,17 | 1 497 655 | 935 049 | -37,57 |
| PAKISTAN | 49 232 | 116 709 | 137,06 | 233 713 | 784 603 | 235,71 |
| BANGLADESH | 21 094 | 0 | -100,00 | 109 685 | 0 | -100,00 |
| SRI LANKA | 5 111 | 23 200 | 353,92 | 18 223 | 21 751 | 19,36 |
| IRAQ | 0 | 30 782 | - | 0 | 75 790 | - |
| IRAN (ISLAMIC REPUBLIC OF) | 5 676 | 920 | -83,79 | 64 247 | 1 995 | -96,89 |
| SAUDI ARABIA | 19 348 | 22 450 | 16,03 | 37 095 | 59 583 | 60,62 |
| ISRAEL | 11 676 | 0 | -100,00 | 16 881 | 0 | -100,00 |
| KUWAIT | 18 624 | 550 | -97,05 | 25 780 | 2 314 | -91,02 |
| JORDAN | 540 | 3 920 | 625,93 | 534 | 4 011 | 651,12 |
| YEMEN | 0 | 17 306 | - | 0 | 41 065 | - |
| OMAN | 62 | 20 529 | 33 011,29 | 8 624 | 31 299 | 262,93 |
| TURKEY | 161 | 54 295 | 33 623,60 | 953 | 477 562 | 50 011,44 |
| UNITED ARAB EMIRATES | 252 563 | 145 930 | -42,22 | 713 514 | 384 713 | -46,08 |
| QATAR | 3 | 29 605 | 986 733,33 | 2 | 60 481 | 3 023 950,00 |
| EGYPT | 0 | 201 | - | 0 | 30 743 | - |
| ALGERIA | 0 | 29 | - | 0 | 8 573 | - |
| NAMIBIA | 0 | 543 | - | 0 | 11 632 | - |
| TANZANIA, UNITED REP. OF | 45 | 10 395 | 23 000,00 | 266 | 15 036 | 5 552,63 |
| MADAGASCAR | 30 | 0 | -100,00 | 15 | 0 | -100,00 |
| KENYA | 318 | 14 501 | 4 460,06 | 2 661 | 33 992 | 1 177,41 |
| REUNION | 0 | 125 | - | 0 | 30 | - |
| MOZAMBIQUE | 0 | 336 | - | 0 | 3 068 | - |
| TOGO | 0 | 20 | - | 0 | 12 | - |
| ANGOLA | 64 | 250 | 290,63 | 158 | 647 | 309,49 |
| CONGO | 0 | 685 | - | 0 | 24 364 | - |
| CAMEROON | 60 | 0 | -100,00 | 52 | 0 | -100,00 |
| NIGERIA | 0 | 31 814 | - | 0 | 43 084 | - |
| SENEGAL | 6 | 0 | -100,00 | 56 | 0 | -100,00 |
| MAURITANIA | 0 | 516 | - | 0 | 48 536 | - |
| GAMBIA | 15 200 | 0 | -100,00 | 23 180 | 0 | -100,00 |
| SEYCHELLES | 0 | 290 | - | 0 | 3 297 | - |
| UGANDA | 2 804 | 15 629 | 457,38 | 102 121 | 50 954 | -50,10 |
| SAO TOME AND PRINCIPE | 0 | 921 | - | 0 | 800 | - |
| SOUTH AFRICA | 76 055 | 118 270 | 55,51 | 478 722 | 528 005 | 10,29 |
| ZIMBABWE | 0 | 105 | - | 0 | 757 | - |
| MAURITIUS | 81 435 | 377 | -99,54 | 120 908 | 454 | -99,62 |
| VIRGIN ISLANDS (BRITISH) | 0 | 45 | - | 0 | 176 | - |
| AUSTRALIA | 174 954 | 325 074 | 85,81 | 1 312 646 | 3 603 372 | 174,51 |
| NEW ZEALAND | 4 434 | 8 331 | 87,89 | 37 266 | 96 675 | 159,42 |
| GUAM | 0 | 25 | - | 0 | 100 | - |
| PALAU | 10 | 0 | -100,00 | 85 | 0 | -100,00 |
| NEW CALEDONIA | 24 850 | 22 914 | -7,79 | 93 523 | 71 086 | -23,99 |
| NORTHERN MARIANA ISLANDS | 150 | 82 | -45,33 | 65 | 249 | 283,08 |
| VANUATU | 2 407 | 150 | -93,77 | 6 921 | 650 | -90,61 |
| COOK ISLANDS | 0 | 210 | - | 0 | 1 666 | - |
| FIJI | 0 | 31 188 | - | 0 | 108 295 | - |
| SAMOA | 0 | 8 429 | - | 0 | 24 443 | - |
| SOLOMON ISLANDS | 21 778 | 42 022 | 92,96 | 99 725 | 200 154 | 100,71 |
| EAST TIMOR | 61 592 | 105 278 | 70,93 | 95 208 | 92 585 | -2,76 |
| UNITED STATES | 432 073 | 335 273 | -22,40 | 6 245 338 | 4 408 330 | -29,41 |
| CANADA | 40 174 | 22 161 | -44,84 | 383 128 | 206 635 | -46,07 |
| MEXICO | 10 359 | 531 | -94,87 | 133 590 | 18 838 | -85,90 |
| GUATEMALA | 64 | 0 | -100,00 | 456 | 0 | -100,00 |
| HONDURAS | 0 | 1 695 | - | 0 | 7 733 | - |
| PANAMA | 18 594 | 0 | -100,00 | 96 913 | 0 | -100,00 |

TABEL 5. PERKEMBANGAN EKSPOR INDONESIA MENURUT KOMODITI DAN NEGARA TUJUAN

| JENIS BARANG | BERAT BERSIH (KG) | | PERUB | NILAI FOB (US \$) | | PERUB |
|------------------------------|-------------------|-------------------|--------------|----------------------|----------------------|--------------|
| | JAN-FEB 2012 | JAN-FEB 2013 | % | JAN-FEB 2012 | JAN-FEB 2013 | % |
| (1) | (2) | (3) | (4) | (5) | (6) | (7) |
| CHILE | 3 128 | 403 | -87,12 | 35 334 | 6 646 | -81,19 |
| VENEZUELA | 0 | 2 271 | - | 0 | 32 455 | - |
| ARGENTINA | 6 861 | 6 522 | -4,94 | 57 036 | 49 665 | -12,92 |
| BRAZIL | 12 234 | 13 361 | 9,21 | 183 140 | 166 839 | -8,90 |
| COLOMBIA | 86 | 968 | 1 025,58 | 3 652 | 4 142 | 13,42 |
| URUGUAY | 0 | 100 | - | 0 | 496 | - |
| ECUADOR | 0 | 180 | - | 0 | 60 587 | - |
| PERU | 0 | 503 | - | 0 | 4 136 | - |
| JAMAICA | 0 | 383 | - | 0 | 825 | - |
| DOMINICAN REPUBLIC | 200 | 0 | -100,00 | 276 | 0 | -100,00 |
| COSTA RICA | 475 | 24 | -94,95 | 236 | 99 | -58,05 |
| CAYMAN ISLANDS | 150 | 0 | -100,00 | 18 | 0 | -100,00 |
| FRENCH POLYNESIA | 820 | 954 | 16,34 | 2 134 | 2 098 | -1,69 |
| MARTINIQUE | 0 | 833 | - | 0 | 800 | - |
| GUADELOUPE | 10 | 356 | 3 460,00 | 9 | 857 | 9 422,22 |
| UNITED KINGDOM | 49 239 | 57 953 | 17,70 | 308 013 | 187 143 | -39,24 |
| NETHERLANDS | 41 111 | 48 863 | 18,86 | 262 234 | 393 229 | 49,95 |
| FRANCE | 14 352 | 19 637 | 36,82 | 52 805 | 60 719 | 14,99 |
| GERMANY, FED. REP. OF | 407 971 | 398 733 | -2,26 | 1 627 005 | 3 329 947 | 104,67 |
| AUSTRIA | 75 | 161 | 114,67 | 607 | 6 786 | 1 017,96 |
| BELGIUM | 19 448 | 56 827 | 192,20 | 61 746 | 224 575 | 263,71 |
| SWITZERLAND | 21 825 | 16 752 | -23,24 | 184 804 | 203 432 | 10,08 |
| DENMARK | 8 311 | 21 117 | 154,08 | 47 520 | 29 054 | -38,86 |
| NORWAY | 330 | 840 | 154,55 | 45 651 | 37 873 | -17,04 |
| SWEDEN | 13 538 | 20 413 | 50,78 | 304 300 | 98 355 | -67,68 |
| FINLAND | 8 | 535 | 6 587,50 | 80 | 1 310 | 1 537,50 |
| IRELAND | 0 | 12 365 | - | 0 | 22 279 | - |
| ITALY | 82 412 | 69 584 | -15,57 | 270 003 | 216 090 | -19,97 |
| SPAIN | 19 804 | 22 967 | 15,97 | 52 298 | 69 033 | 32,00 |
| PORTUGAL | 1 143 | 168 | -85,30 | 2 958 | 278 | -90,60 |
| GREECE | 13 526 | 2 113 | -84,38 | 54 601 | 16 250 | -70,24 |
| THE DEMOCRATIC REPUBLIC OF T | 2 305 | 0 | -100,00 | 11 565 | 0 | -100,00 |
| HUNGARY | 67 | 1 | -98,51 | 992 | 23 | -97,68 |
| POLAND | 1 165 | 10 | -99,14 | 13 808 | 100 | -99,28 |
| BULGARIA | 5 | 0 | -100,00 | 5 | 0 | -100,00 |
| TURKMENISTAN | 2 | 0 | -100,00 | 10 | 0 | -100,00 |
| UKRAINE | 2 250 | 0 | -100,00 | 6 259 | 0 | -100,00 |
| LITHUANIA | 30 | 193 | 543,33 | 19 | 661 | 3 378,95 |
| CROATIA | 288 | 356 | 23,61 | 24 | 5 129 | 21 270,83 |
| MALTA | 115 | 47 | -59,13 | 143 | 359 | 151,05 |
| SLOVAKIA | 0 | 855 | - | 0 | 178 | - |
| SLOVENIA | 0 | 295 | - | 0 | 206 | - |
| CZECH REPUBLIC | 0 | 161 | - | 0 | 583 | - |
| RUSSIA FEDERATION | 0 | 1 489 | - | 0 | 10 976 | - |
| -PAKAIAN JADI | 76 242 609 | 75 810 473 | -0,57 | 1 286 657 187 | 1 285 593 191 | -0,08 |
| JAPAN | 5 551 279 | 6 040 462 | 8,81 | 97 352 566 | 104 726 724 | 7,57 |
| HONG KONG | 205 774 | 300 230 | 45,90 | 5 858 277 | 7 368 727 | 25,78 |
| KOREA, REPUBLIC OF | 2 776 816 | 3 414 440 | 22,96 | 39 999 836 | 53 197 667 | 32,99 |
| TAIWAN | 1 189 092 | 980 932 | -17,51 | 5 460 342 | 6 835 475 | 25,18 |
| CHINA | 592 156 | 852 703 | 44,00 | 13 709 679 | 20 385 495 | 48,69 |
| MONGOLIA | 0 | 256 | - | 0 | 7 602 | - |
| MACAU | 407 | 212 | -47,91 | 17 683 | 28 476 | 61,04 |
| PAPUA NEW GUINEA | 45 612 | 63 220 | 38,60 | 230 667 | 306 835 | 33,02 |
| THAILAND | 207 586 | 121 285 | -41,57 | 3 494 711 | 1 507 213 | -56,87 |
| SINGAPORE | 579 966 | 585 407 | 0,94 | 12 131 284 | 9 241 612 | -23,82 |
| PHILIPPINES | 225 778 | 185 842 | -17,69 | 1 397 970 | 1 442 814 | 3,21 |
| MALAYSIA | 1 825 303 | 1 802 142 | -1,27 | 16 932 779 | 18 814 006 | 11,11 |
| MYANMAR | 2 154 | 1 755 | -18,52 | 61 897 | 9 163 | -85,20 |
| CAMBODIA | 11 661 | 515 | -95,58 | 251 398 | 9 667 | -96,15 |
| BRUNEI DARUSSALAM | 21 451 | 39 537 | 84,31 | 127 523 | 112 545 | -11,75 |
| LAO PEOPLE'S DEM. REP. | 0 | 14 682 | - | 0 | 245 605 | - |
| NEPAL | 48 986 | 61 956 | 26,48 | 329 068 | 180 618 | -45,11 |
| VIET NAM | 16 284 | 35 299 | 116,77 | 439 542 | 612 138 | 39,27 |
| MALDIVES | 1 249 | 4 030 | 222,66 | 97 814 | 106 296 | 8,67 |
| INDIA | 74 236 | 51 896 | -30,09 | 1 322 088 | 933 511 | -29,39 |
| PAKISTAN | 25 150 | 319 | -98,73 | 268 469 | 12 776 | -95,24 |
| BANGLADESH | 3 190 | 8 638 | 170,78 | 31 404 | 42 345 | 34,84 |
| SRI LANKA | 169 693 | 125 869 | -25,83 | 1 252 430 | 377 170 | -69,88 |
| IRAQ | 11 400 | 65 126 | 471,28 | 196 590 | 626 954 | 218,91 |
| IRAN (ISLAMIC REPUBLIC OF) | 26 730 | 7 169 | -73,18 | 179 231 | 124 270 | -30,66 |
| SAUDI ARABIA | 440 669 | 346 819 | -21,30 | 5 710 900 | 5 708 063 | -0,05 |
| ISRAEL | 40 593 | 16 056 | -60,45 | 692 100 | 385 799 | -44,26 |
| KUWAIT | 93 129 | 138 478 | 48,69 | 1 509 201 | 1 376 593 | -8,79 |
| JORDAN | 22 482 | 12 442 | -44,66 | 212 558 | 86 947 | -59,09 |
| LEBANON | 7 456 | 791 | -89,39 | 212 869 | 36 798 | -82,71 |
| YEMEN | 77 259 | 100 974 | 30,70 | 878 688 | 826 606 | -5,93 |

TABEL 5. PERKEMBANGAN EKSPOR INDONESIA MENURUT KOMODITI DAN NEGARA TUJUAN

| JENIS BARANG | BERAT BERSIH (KG) | | PERUB | NILAI FOB (US \$) | | PERUB |
|--------------------------|-------------------|--------------|-----------|-------------------|--------------|----------|
| | JAN-FEB 2012 | JAN-FEB 2013 | % | JAN-FEB 2012 | JAN-FEB 2013 | % |
| | (1) | (2) | (3) | (4) | (5) | (6) |
| OMAN | 10 751 | 7 110 | -33,87 | 116 034 | 92 615 | -20,18 |
| SYRIA ARAB REPUBLIC | 6 | 13 | 116,67 | 308 | 615 | 99,68 |
| TURKEY | 58 405 | 34 086 | -41,64 | 1 335 622 | 808 371 | -39,48 |
| UNITED ARAB EMIRATES | 1 865 215 | 2 146 795 | 15,10 | 24 677 166 | 30 902 992 | 25,23 |
| QATAR | 3 036 | 250 | -91,77 | 47 454 | 11 275 | -76,24 |
| BAHRAIN | 33 919 | 35 130 | 3,57 | 124 261 | 250 367 | 101,48 |
| CYPRUS | 50 | 39 | -22,00 | 2 234 | 1 113 | -50,18 |
| EGYPT | 360 605 | 339 932 | -5,73 | 4 780 920 | 4 778 723 | -0,05 |
| LIBYAN ARAB JAMAHIRIYA | 85 269 | 25 120 | -70,54 | 883 221 | 146 633 | -83,40 |
| MOROCCO | 2 087 | 1 083 | -48,11 | 47 226 | 24 001 | -49,18 |
| TUNISIA | 0 | 10 | - | 0 | 556 | - |
| ALGERIA | 165 713 | 108 144 | -34,74 | 1 826 177 | 1 218 126 | -33,30 |
| SUDAN | 155 011 | 177 955 | 14,80 | 1 361 742 | 2 212 349 | 62,46 |
| TANZANIA, UNITED REP. OF | 374 950 | 376 617 | 0,44 | 408 627 | 470 180 | 15,06 |
| MADAGASCAR | 35 592 | 29 119 | -18,19 | 79 560 | 11 552 | -85,48 |
| SOMALIA | 0 | 15 000 | - | 0 | 162 825 | - |
| KENYA | 19 648 | 22 521 | 14,62 | 64 510 | 70 981 | 10,03 |
| REUNION | 943 | 597 | -36,69 | 10 113 | 14 237 | 40,78 |
| MOZAMBIQUE | 7 986 | 13 873 | 73,72 | 9 715 | 9 463 | -2,59 |
| BOTSWANA | 18 | 0 | -100,00 | 982 | 0 | -100,00 |
| TOGO | 588 095 | 673 067 | 14,45 | 339 739 | 320 927 | -5,54 |
| GHANA | 7 103 | 21 671 | 205,10 | 77 946 | 113 118 | 45,12 |
| GUINEA | 136 700 | 156 906 | 14,78 | 755 971 | 608 927 | -19,45 |
| ANGOLA | 97 399 | 43 119 | -55,73 | 692 121 | 176 308 | -74,53 |
| CONGO | 93 000 | 115 000 | 23,66 | 56 749 | 58 986 | 3,94 |
| CAMEROON | 63 759 | 55 317 | -13,24 | 93 203 | 89 218 | -4,28 |
| NIGERIA | 987 887 | 1 171 863 | 18,62 | 1 950 949 | 1 622 816 | -16,82 |
| GABON | 18 | 5 144 | 28 477,78 | 101 | 3 110 | 2 979,21 |
| COTE D'IVOIRE | 95 100 | 110 160 | 15,84 | 36 476 | 80 864 | 121,69 |
| SENEGAL | 312 381 | 456 005 | 45,98 | 300 573 | 500 579 | 66,54 |
| MAURITANIA | 0 | 45 197 | - | 0 | 476 980 | - |
| BENIN | 29 303 | 20 077 | -31,48 | 45 109 | 96 210 | 113,28 |
| GAMBIA | 5 500 | 28 205 | 412,82 | 56 400 | 149 261 | 164,65 |
| SEYCHELLES | 1 006 | 354 | -64,81 | 3 958 | 2 282 | -42,34 |
| UGANDA | 39 776 | 35 780 | -10,05 | 53 545 | 81 601 | 52,40 |
| NIGER | 4 411 | 0 | -100,00 | 90 082 | 0 | -100,00 |
| SAO TOME AND PRINCIPE | 0 | 1 604 | - | 0 | 1 393 | - |
| SOUTH AFRICA | 91 721 | 89 064 | -2,90 | 2 029 207 | 2 272 369 | 11,98 |
| ZIMBABWE | 80 | 543 | 578,75 | 971 | 7 774 | 700,62 |
| MAURITIUS | 11 211 | 11 546 | 2,99 | 98 769 | 81 750 | -17,23 |
| AUSTRALIA | 723 694 | 692 295 | -4,34 | 19 706 864 | 19 981 011 | 1,39 |
| NEW ZEALAND | 39 626 | 51 897 | 30,97 | 1 214 764 | 1 380 348 | 13,63 |
| GUAM | 1 988 | 1 789 | -10,01 | 37 791 | 30 261 | -19,93 |
| PALAU | 72 | 0 | -100,00 | 2 173 | 0 | -100,00 |
| NEW CALEDONIA | 6 284 | 7 954 | 26,58 | 120 983 | 164 121 | 35,66 |
| NORTHERN MARIANA ISLANDS | 77 | 323 | 319,48 | 336 | 1 004 | 198,81 |
| VANUATU | 4 481 | 1 682 | -62,46 | 53 615 | 7 315 | -86,36 |
| COOK ISLANDS | 420 | 1 665 | 296,43 | 4 876 | 10 396 | 113,21 |
| FIJI | 773 | 1 979 | 156,02 | 19 440 | 63 835 | 228,37 |
| KIRIBATI | 0 | 900 | - | 0 | 1 600 | - |
| SAMOA | 25 | 617 | 2 368,00 | 129 | 1 005 | 679,07 |
| CHRISTMAS ISLANDS | 0 | 5 | - | 0 | 16 | - |
| EAST TIMOR | 188 617 | 164 316 | -12,88 | 164 343 | 591 083 | 259,66 |
| UNITED STATES | 42 487 180 | 39 711 318 | -6,53 | 710 692 252 | 673 931 786 | -5,17 |
| CANADA | 1 244 464 | 1 411 496 | 13,42 | 27 063 810 | 29 074 511 | 7,43 |
| MEXICO | 211 136 | 301 163 | 42,64 | 4 657 544 | 6 132 884 | 31,68 |
| GUATEMALA | 0 | 69 | - | 0 | 9 880 | - |
| HONDURAS | 0 | 961 | - | 0 | 12 674 | - |
| PANAMA | 138 590 | 122 934 | -11,30 | 2 390 359 | 1 811 397 | -24,22 |
| SURINAME | 0 | 233 | - | 0 | 4 870 | - |
| CHILE | 63 312 | 86 660 | 36,88 | 1 510 895 | 1 879 535 | 24,40 |
| VENEZUELA | 10 992 | 1 084 | -90,14 | 358 598 | 26 346 | -92,65 |
| ARGENTINA | 70 660 | 56 096 | -20,61 | 1 720 723 | 1 782 970 | 3,62 |
| BRAZIL | 377 356 | 501 470 | 32,89 | 6 152 510 | 9 117 619 | 48,19 |
| COLOMBIA | 1 298 | 1 715 | 32,13 | 76 201 | 51 526 | -32,38 |
| BOLIVIA | 0 | 93 | - | 0 | 1 824 | - |
| URUGUAY | 6 506 | 7 447 | 14,46 | 155 859 | 175 630 | 12,69 |
| PARAGUAY | 943 | 1 297 | 37,54 | 37 989 | 42 986 | 13,15 |
| ECUADOR | 396 | 0 | -100,00 | 8 897 | 0 | -100,00 |
| PERU | 17 203 | 59 940 | 248,43 | 488 414 | 591 852 | 21,18 |
| BAHAMAS | 3 827 | 1 400 | -63,42 | 851 | 4 905 | 476,38 |
| PUERTO RICO | 16 790 | 17 844 | 6,28 | 296 623 | 308 771 | 4,10 |
| BELIZE | 0 | 100 | - | 0 | 264 | - |
| DOMINICAN REPUBLIC | 347 | 425 | 22,48 | 48 311 | 15 661 | -67,58 |
| EL SALVADOR | 926 | 1 142 | 23,33 | 31 021 | 25 331 | -18,34 |
| COSTA RICA | 3 805 | 749 | -80,32 | 35 070 | 4 802 | -86,31 |
| BARBADOS | 44 | 59 | 34,09 | 7 020 | 1 835 | -73,86 |

TABEL 5. PERKEMBANGAN EKSPOR INDONESIA MENURUT KOMODITI DAN NEGARA TUJUAN

| JENIS BARANG | BERAT BERSIH (KG) | | PERUB | NILAI FOB (US \$) | | PERUB |
|----------------------------|-------------------|-------------------|--------------|--------------------|--------------------|--------------|
| | JAN-FEB 2012 | JAN-FEB 2013 | % | JAN-FEB 2012 | JAN-FEB 2013 | % |
| (1) | (2) | (3) | (4) | (5) | (6) | (7) |
| ANTIGUA AND BARBUDA | 145 | 0 | -100,00 | 5 309 | 0 | -100,00 |
| BERMUDA | 1 320 | 880 | -33,33 | 26 767 | 4 664 | -82,58 |
| CAPE VERDE | 0 | 606 | - | 0 | 9 185 | - |
| FRENCH POLYNESIA | 11 302 | 5 609 | -50,37 | 111 062 | 83 162 | -25,12 |
| GRENADA | 0 | 180 | - | 0 | 14 519 | - |
| MARTINIQUE | 72 | 8 927 | 12 298,61 | 3 830 | 62 241 | 1 525,09 |
| NETHERLANDS ANTILLES | 755 | 933 | 23,58 | 41 354 | 52 678 | 27,38 |
| NORFOLK ISLANDS | 0 | 764 | - | 0 | 17 231 | - |
| TURKS AND CAICOS ISLANDS | 0 | 60 | - | 0 | 4 205 | - |
| GUADELOUPE | 1 203 | 6 928 | 475,89 | 23 763 | 51 190 | 115,42 |
| SAINT KITTS AND NEVIS | 685 | 1 126 | 64,38 | 21 576 | 22 507 | 4,31 |
| UNITED KINGDOM | 2 016 046 | 2 036 466 | 1,01 | 47 983 411 | 48 701 965 | 1,50 |
| NETHERLANDS | 895 353 | 770 843 | -13,91 | 25 216 537 | 20 519 165 | -18,63 |
| FRANCE | 532 928 | 594 595 | 11,57 | 12 376 086 | 14 275 800 | 15,35 |
| GERMANY, FED. REP. OF | 3 543 617 | 3 802 666 | 7,31 | 87 559 970 | 91 006 259 | 3,94 |
| AUSTRIA | 36 569 | 50 329 | 37,63 | 1 295 878 | 1 431 639 | 10,48 |
| BELGIUM | 798 938 | 994 591 | 24,49 | 22 717 061 | 27 610 567 | 21,54 |
| SWITZERLAND | 88 803 | 103 074 | 16,07 | 2 036 789 | 2 246 301 | 10,29 |
| LUXEMBOURG | 0 | 25 | - | 0 | 13 | - |
| MONACO | 123 | 376 | 205,69 | 2 422 | 8 729 | 260,40 |
| DENMARK | 71 181 | 78 748 | 10,63 | 2 163 104 | 1 914 833 | -11,48 |
| NORWAY | 103 965 | 74 525 | -28,32 | 2 064 098 | 1 477 707 | -28,41 |
| SWEDEN | 174 325 | 224 519 | 28,79 | 3 947 530 | 5 462 858 | 38,39 |
| FINLAND | 16 477 | 3 614 | -78,07 | 399 943 | 134 365 | -66,40 |
| IRELAND | 149 833 | 191 123 | 27,56 | 2 816 548 | 1 952 224 | -30,69 |
| ITALY | 391 707 | 388 690 | -0,77 | 13 067 275 | 12 043 614 | -7,83 |
| SPAIN | 1 008 681 | 832 291 | -17,49 | 15 395 142 | 12 330 823 | -19,90 |
| PORTUGAL | 32 958 | 12 544 | -61,94 | 543 394 | 125 602 | -76,89 |
| GREECE | 31 750 | 39 609 | 24,75 | 697 420 | 712 441 | 2,15 |
| HUNGARY | 17 993 | 4 505 | -74,96 | 617 336 | 163 349 | -73,54 |
| POLAND | 216 739 | 409 432 | 88,91 | 4 285 986 | 7 506 307 | 75,14 |
| ROMANIA | 2 677 | 258 | -90,36 | 47 258 | 20 857 | -55,87 |
| BULGARIA | 4 841 | 10 | -99,79 | 78 233 | 50 | -99,94 |
| KAZAKHSTAN | 3 061 | 1 598 | -47,79 | 92 392 | 39 573 | -57,17 |
| MOLDOVA, REPUBLIC OF | 204 | 0 | -100,00 | 5 017 | 0 | -100,00 |
| UKRAINE | 54 329 | 2 037 | -96,25 | 955 337 | 53 912 | -94,36 |
| LITHUANIA | 152 | 262 | 72,37 | 11 713 | 19 331 | 65,04 |
| LATVIA | 4 356 | 3 498 | -19,70 | 30 787 | 74 897 | 143,27 |
| ESTONIA | 7 729 | 3 | -99,96 | 140 370 | 51 | -99,96 |
| GEORGIA | 1 201 | 700 | -41,72 | 15 775 | 31 212 | 97,86 |
| CROATIA | 15 929 | 14 254 | -10,52 | 290 324 | 268 295 | -7,59 |
| MALTA | 249 | 8 | -96,79 | 10 871 | 490 | -95,49 |
| SLOVAKIA | 2 111 | 772 | -63,43 | 80 631 | 53 565 | -33,57 |
| SLOVENIA | 730 | 39 273 | 5 279,86 | 28 831 | 583 827 | 1 925,00 |
| CZECH REPUBLIC | 29 027 | 42 963 | 48,01 | 866 418 | 1 239 139 | 43,02 |
| RUSSIA FEDERATION | 313 265 | 98 504 | -68,56 | 8 701 816 | 2 349 838 | -73,00 |
| SERBIA | 253 | 3 103 | 1 126,48 | 6 257 | 61 448 | 882,07 |
| MONTENEGRO | 0 | 37 | - | 0 | 752 | - |
| -KAIN TENUN | 41 929 152 | 40 867 732 | -2,53 | 262 409 702 | 259 675 186 | -1,04 |
| JAPAN | 5 856 494 | 5 558 841 | -5,08 | 32 882 708 | 30 450 229 | -7,40 |
| HONG KONG | 105 424 | 97 551 | -7,47 | 1 145 665 | 1 220 482 | 6,53 |
| KOREA, REPUBLIC OF | 1 684 405 | 1 657 831 | -1,58 | 7 959 312 | 6 437 593 | -19,12 |
| TAIWAN | 202 419 | 188 466 | -6,89 | 823 476 | 705 638 | -14,31 |
| CHINA | 1 459 662 | 1 352 822 | -7,32 | 9 109 236 | 8 093 572 | -11,15 |
| MACAU | 13 628 | 0 | -100,00 | 74 556 | 0 | -100,00 |
| PAPUA NEW GUINEA | 64 238 | 35 424 | -44,86 | 489 760 | 270 163 | -44,84 |
| THAILAND | 1 678 954 | 1 933 387 | 15,15 | 9 170 767 | 8 385 432 | -8,56 |
| SINGAPORE | 328 959 | 340 996 | 3,66 | 2 616 148 | 2 832 063 | 8,25 |
| PHILIPPINES | 537 864 | 626 955 | 16,56 | 2 462 893 | 2 951 923 | 19,86 |
| MALAYSIA | 3 967 635 | 3 825 358 | -3,59 | 20 067 440 | 19 653 750 | -2,06 |
| MYANMAR | 191 941 | 96 723 | -49,61 | 1 638 349 | 862 402 | -47,36 |
| CAMBODIA | 225 924 | 366 818 | 62,36 | 1 432 580 | 1 972 199 | 37,67 |
| BRUNEI DARUSSALAM | 28 033 | 34 479 | 22,99 | 276 145 | 317 216 | 14,87 |
| LAO PEOPLE'S DEM. REP. | 1 866 | 8 009 | 329,21 | 24 351 | 48 318 | 98,42 |
| NEPAL | 14 637 | 3 516 | -75,98 | 53 838 | 12 182 | -77,37 |
| VIET NAM | 841 409 | 958 467 | 13,91 | 6 409 313 | 8 060 189 | 25,76 |
| MALDIVES | 15 100 | 9 486 | -37,18 | 38 855 | 75 853 | 95,22 |
| INDIA | 355 729 | 256 159 | -27,99 | 2 233 550 | 1 403 866 | -37,15 |
| PAKISTAN | 89 127 | 292 031 | 227,66 | 529 689 | 1 327 843 | 150,68 |
| BANGLADESH | 1 062 576 | 971 575 | -8,56 | 6 113 860 | 6 051 824 | -1,01 |
| SRI LANKA | 271 788 | 262 676 | -3,35 | 2 004 063 | 1 632 283 | -18,55 |
| AFGHANISTAN | 1 278 | 0 | -100,00 | 4 017 | 0 | -100,00 |
| IRAQ | 20 711 | 25 279 | 22,06 | 125 890 | 147 969 | 17,54 |
| IRAN (ISLAMIC REPUBLIC OF) | 48 701 | 132 966 | 173,03 | 406 575 | 1 215 446 | 198,95 |
| SAUDI ARABIA | 1 625 083 | 1 267 028 | -22,03 | 13 918 037 | 10 430 397 | -25,06 |
| ISRAEL | 327 035 | 512 883 | 56,83 | 1 312 847 | 1 988 922 | 51,50 |

TABEL 5. PERKEMBANGAN EKSPOR INDONESIA MENURUT KOMODITI DAN NEGARA TUJUAN

| JENIS BARANG | BERAT BERSIH (KG) | | PERUB | NILAI FOB (US \$) | | PERUB |
|----------------------------|-------------------|--------------|----------|-------------------|--------------|----------|
| | JAN-FEB 2012 | JAN-FEB 2013 | % | JAN-FEB 2012 | JAN-FEB 2013 | % |
| (1) | (2) | (3) | (4) | (5) | (6) | (7) |
| KUWAIT | 263 693 | 263 432 | -0,10 | 2 528 517 | 2 613 694 | 3,37 |
| JORDAN | 99 188 | 115 447 | 16,39 | 1 145 985 | 1 665 436 | 45,33 |
| LEBANON | 49 785 | 60 606 | 21,74 | 414 493 | 565 268 | 36,38 |
| YEMEN | 37 329 | 62 899 | 68,50 | 238 777 | 500 505 | 109,61 |
| OMAN | 24 088 | 28 481 | 18,24 | 447 306 | 248 082 | -44,54 |
| SYRIA ARAB REPUBLIC | 0 | 15 560 | - | 0 | 174 688 | - |
| TURKEY | 9 286 823 | 7 764 991 | -16,39 | 56 051 275 | 47 617 858 | -15,05 |
| UNITED ARAB EMIRATES | 2 687 139 | 3 678 974 | 36,91 | 26 503 581 | 34 796 872 | 31,29 |
| QATAR | 22 190 | 1 451 | -93,46 | 208 322 | 20 756 | -90,04 |
| BAHRAIN | 27 182 | 76 496 | 181,42 | 256 934 | 690 182 | 168,62 |
| CYPRUS | 1 673 | 475 | -71,61 | 13 387 | 4 110 | -69,30 |
| EGYPT | 203 639 | 219 663 | 7,87 | 1 589 976 | 1 710 579 | 7,59 |
| LIBYAN ARAB JAMAHIRIYA | 97 570 | 41 740 | -57,22 | 834 502 | 413 313 | -50,47 |
| MOROCCO | 79 451 | 44 937 | -43,44 | 556 135 | 353 171 | -36,50 |
| TUNISIA | 36 528 | 14 383 | -60,62 | 390 478 | 60 526 | -84,50 |
| ALGERIA | 39 365 | 24 705 | -37,24 | 296 273 | 191 096 | -35,50 |
| SUDAN | 101 424 | 65 812 | -35,11 | 791 475 | 436 856 | -44,80 |
| ETHIOPIA | 47 578 | 36 274 | -23,76 | 333 527 | 233 772 | -29,91 |
| TANZANIA, UNITED REP. OF | 135 178 | 0 | -100,00 | 446 044 | 0 | -100,00 |
| SOMALIA | 26 000 | 84 917 | 226,60 | 143 000 | 824 622 | 476,66 |
| KENYA | 56 196 | 117 781 | 109,59 | 412 334 | 1 007 109 | 144,25 |
| REUNION | 4 | 0 | -100,00 | 22 | 0 | -100,00 |
| MOZAMBIQUE | 8 065 | 0 | -100,00 | 41 147 | 0 | -100,00 |
| GHANA | 86 232 | 82 485 | -4,35 | 460 376 | 453 624 | -1,47 |
| CONGO | 500 | 332 | -33,60 | 623 | 476 | -23,60 |
| NIGERIA | 10 847 | 28 838 | 165,86 | 11 340 | 63 288 | 458,10 |
| GABON | 0 | 2 282 | - | 0 | 4 500 | - |
| COTE D'IVOIRE | 48 551 | 43 432 | -10,54 | 435 593 | 498 208 | 14,37 |
| SENEGAL | 0 | 20 425 | - | 0 | 89 585 | - |
| BENIN | 13 850 | 9 656 | -30,28 | 48 714 | 154 875 | 217,93 |
| GAMBIA | 2 014 | 0 | -100,00 | 15 039 | 0 | -100,00 |
| SEYCHELLES | 0 | 106 | - | 0 | 620 | - |
| UGANDA | 0 | 8 590 | - | 0 | 106 267 | - |
| DJIBOUTI | 0 | 37 039 | - | 0 | 155 009 | - |
| SAINT HELENA | 850 | 0 | -100,00 | 7 923 | 0 | -100,00 |
| SOUTH AFRICA | 481 100 | 195 072 | -59,45 | 2 947 905 | 2 220 250 | -24,68 |
| ZIMBABWE | 97 440 | 2 031 | -97,92 | 440 373 | 31 172 | -92,92 |
| MAURITIUS | 1 242 | 12 626 | 916,59 | 7 881 | 93 590 | 1 087,54 |
| AUSTRALIA | 424 664 | 428 559 | 0,92 | 2 089 671 | 2 159 175 | 3,33 |
| NEW ZEALAND | 59 307 | 38 137 | -35,70 | 384 515 | 281 642 | -26,75 |
| MICRONESIA, FED. STATES OF | 5 249 | 0 | -100,00 | 58 000 | 0 | -100,00 |
| NEW CALEDONIA | 5 | 92 | 1 740,00 | 16 | 678 | 4 137,50 |
| VANUATU | 18 | 62 | 244,44 | 142 | 554 | 290,14 |
| FIJI | 20 215 | 15 964 | -21,03 | 133 851 | 175 917 | 31,43 |
| EAST TIMOR | 5 541 | 20 836 | 276,03 | 10 126 | 5 991 | -40,84 |
| UNITED STATES | 887 771 | 873 241 | -1,64 | 7 704 440 | 8 778 521 | 13,94 |
| CANADA | 170 193 | 104 923 | -38,35 | 1 422 310 | 1 163 479 | -18,20 |
| MEXICO | 189 100 | 132 788 | -29,78 | 1 392 941 | 1 528 962 | 9,77 |
| GUATEMALA | 49 708 | 9 326 | -81,24 | 384 117 | 212 533 | -44,67 |
| HONDURAS | 4 207 | 0 | -100,00 | 40 062 | 0 | -100,00 |
| NICARAGUA | 58 110 | 2 581 | -95,56 | 449 289 | 120 684 | -73,14 |
| PANAMA | 33 020 | 46 132 | 39,71 | 332 440 | 528 293 | 58,91 |
| CHILE | 43 966 | 46 819 | 6,49 | 247 147 | 260 830 | 5,54 |
| ARGENTINA | 11 159 | 32 347 | 189,87 | 53 890 | 212 218 | 293,80 |
| BRAZIL | 169 731 | 203 694 | 20,01 | 1 349 527 | 1 654 775 | 22,62 |
| COLOMBIA | 30 753 | 50 889 | 65,48 | 249 315 | 385 206 | 54,51 |
| URUGUAY | 8 352 | 670 | -91,98 | 52 770 | 6 054 | -88,53 |
| ECUADOR | 6 316 | 12 032 | 90,50 | 51 247 | 92 954 | 81,38 |
| PERU | 38 759 | 68 018 | 75,49 | 195 182 | 357 859 | 83,35 |
| PUERTO RICO | 25 | 0 | -100,00 | 250 | 0 | -100,00 |
| DOMINICAN REPUBLIC | 23 170 | 24 186 | 4,38 | 230 131 | 275 216 | 19,59 |
| EL SALVADOR | 9 367 | 20 604 | 119,96 | 49 255 | 130 174 | 164,29 |
| COSTA RICA | 25 | 0 | -100,00 | 2 850 | 0 | -100,00 |
| HAITI | 0 | 15 614 | - | 0 | 82 424 | - |
| DOMINICA | 0 | 12 576 | - | 0 | 133 292 | - |
| FRENCH POLYNESIA | 1 115 | 629 | -43,59 | 6 928 | 2 167 | -68,72 |
| MARTINIQUE | 0 | 20 | - | 0 | 5 | - |
| NETHERLANDS ANTILLES | 0 | 1 | - | 0 | 213 | - |
| SAINT KITTS AND NEVIS | 150 | 0 | -100,00 | 1 617 | 0 | -100,00 |
| UNITED KINGDOM | 236 394 | 143 111 | -39,46 | 1 222 334 | 866 449 | -29,12 |
| NETHERLANDS | 745 597 | 453 223 | -39,21 | 4 005 357 | 3 297 698 | -17,67 |
| FRANCE | 69 395 | 69 178 | -0,31 | 673 900 | 684 497 | 1,57 |
| GERMANY, FED. REP. OF | 641 331 | 853 279 | 33,05 | 3 774 423 | 4 633 190 | 22,75 |
| AUSTRIA | 374 | 79 | -78,88 | 2 428 | 46 | -98,11 |
| BELGIUM | 799 872 | 760 676 | -4,90 | 3 161 094 | 3 087 461 | -2,33 |
| SWITZERLAND | 13 | 520 | 3 900,00 | 2 608 | 4 558 | 74,77 |
| DENMARK | 40 322 | 24 257 | -39,84 | 386 487 | 205 091 | -46,93 |

TABEL 5. PERKEMBANGAN EKSPOR INDONESIA MENURUT KOMODITI DAN NEGARA TUJUAN

| JENIS BARANG | BERAT BERSIH (KG) | | PERUB | NILAI FOB (US \$) | | PERUB |
|----------------------------|--------------------|--------------------|--------------|--------------------|--------------------|-------------|
| | JAN-FEB 2012 | JAN-FEB 2013 | % | JAN-FEB 2012 | JAN-FEB 2013 | % |
| (1) | (2) | (3) | (4) | (5) | (6) | (7) |
| NORWAY | 5 984 | 10 991 | 83,67 | 44 785 | 78 536 | 75,36 |
| SWEDEN | 11 548 | 2 041 | -82,33 | 34 844 | 22 432 | -35,62 |
| FINLAND | 33 885 | 40 680 | 20,05 | 259 594 | 335 468 | 29,23 |
| ITALY | 1 357 310 | 1 505 635 | 10,93 | 5 874 589 | 7 073 008 | 20,40 |
| SPAIN | 263 371 | 343 050 | 30,25 | 1 810 637 | 2 325 996 | 28,46 |
| PORTUGAL | 87 737 | 134 795 | 53,64 | 392 936 | 531 864 | 35,36 |
| GREECE | 30 093 | 58 423 | 94,14 | 215 208 | 435 656 | 102,43 |
| HUNGARY | 46 825 | 32 697 | -30,17 | 410 696 | 322 333 | -21,52 |
| POLAND | 176 265 | 169 008 | -4,12 | 1 518 984 | 1 654 148 | 8,90 |
| ROMANIA | 1 661 | 1 248 | -24,86 | 25 527 | 11 589 | -54,60 |
| BULGARIA | 0 | 407 | - | 0 | 6 787 | - |
| AZERBAIJAN | 1 343 | 0 | -100,00 | 11 092 | 0 | -100,00 |
| BELARUS | 5 563 | 1 657 | -70,21 | 59 755 | 15 723 | -73,69 |
| UKRAINE | 12 362 | 13 830 | 11,88 | 117 918 | 144 862 | 22,85 |
| LITHUANIA | 0 | 513 | - | 0 | 6 367 | - |
| LATVIA | 92 | 0 | -100,00 | 8 961 | 0 | -100,00 |
| GEORGIA | 0 | 3 720 | - | 0 | 42 336 | - |
| CROATIA | 16 | 0 | -100,00 | 1 213 | 0 | -100,00 |
| SLOVENIA | 0 | 68 979 | - | 0 | 406 903 | - |
| CZECH REPUBLIC | 0 | 60 | - | 0 | 874 | - |
| RUSSIA FEDERATION | 18 469 | 37 271 | 101,80 | 159 126 | 383 785 | 141,18 |
| -TEKSTIL LAINNYA | 205 666 492 | 237 068 906 | 15,27 | 570 546 053 | 604 422 407 | 5,94 |
| JAPAN | 15 393 601 | 16 300 145 | 5,89 | 57 720 342 | 60 273 550 | 4,42 |
| HONG KONG | 2 884 909 | 963 756 | -66,59 | 11 859 806 | 5 190 352 | -56,24 |
| KOREA, DEM. PEOPLE'S REP. | 41 046 | 0 | -100,00 | 130 977 | 0 | -100,00 |
| KOREA, REPUBLIC OF | 14 469 397 | 14 336 266 | -0,92 | 48 331 830 | 40 566 457 | -16,07 |
| TAIWAN | 5 546 607 | 5 321 505 | -4,06 | 10 564 059 | 10 340 478 | -2,12 |
| CHINA | 24 313 849 | 26 937 060 | 10,79 | 57 329 738 | 66 337 572 | 15,71 |
| PAPUA NEW GUINEA | 20 761 | 52 002 | 150,48 | 82 795 | 177 456 | 114,33 |
| THAILAND | 8 093 880 | 9 704 555 | 19,90 | 23 785 744 | 23 042 354 | -3,13 |
| SINGAPORE | 829 625 | 763 643 | -7,95 | 3 523 328 | 3 117 016 | -11,53 |
| PHILIPPINES | 1 901 816 | 2 438 528 | 28,22 | 5 432 964 | 6 154 894 | 13,29 |
| MALAYSIA | 2 808 967 | 2 810 411 | 0,05 | 6 975 471 | 7 787 985 | 11,65 |
| MYANMAR | 144 467 | 332 918 | 130,45 | 532 594 | 931 525 | 74,90 |
| CAMBODIA | 184 360 | 156 940 | -14,87 | 1 293 170 | 1 308 979 | 1,22 |
| BRUNEI DARUSSALAM | 59 040 | 10 003 | -83,06 | 109 043 | 32 184 | -70,49 |
| NEPAL | 21 295 | 104 735 | 391,83 | 41 303 | 252 445 | 511,20 |
| VIET NAM | 5 661 806 | 8 224 593 | 45,26 | 14 884 457 | 18 545 103 | 24,59 |
| MALDIVES | 1 508 | 763 | -49,40 | 20 999 | 6 542 | -68,85 |
| INDIA | 4 580 641 | 5 155 600 | 12,55 | 10 649 032 | 12 399 917 | 16,44 |
| PAKISTAN | 8 398 583 | 9 429 192 | 12,27 | 20 451 265 | 20 058 858 | -1,92 |
| BANGLADESH | 3 138 667 | 8 442 794 | 168,99 | 10 475 950 | 19 571 399 | 86,82 |
| SRI LANKA | 386 662 | 580 145 | 50,04 | 1 446 830 | 3 173 539 | 119,34 |
| IRAQ | 0 | 13 978 | - | 0 | 41 860 | - |
| IRAN (ISLAMIC REPUBLIC OF) | 1 869 884 | 856 245 | -54,21 | 3 735 772 | 2 072 734 | -44,52 |
| SAUDI ARABIA | 470 171 | 415 538 | -11,62 | 2 259 839 | 1 835 569 | -18,77 |
| ISRAEL | 2 984 187 | 1 840 433 | -38,33 | 6 069 722 | 3 750 647 | -38,21 |
| KUWAIT | 4 518 | 18 120 | 301,06 | 46 290 | 131 323 | 183,70 |
| JORDAN | 76 954 | 43 969 | -42,86 | 196 554 | 115 627 | -41,17 |
| LEBANON | 0 | 26 095 | - | 0 | 82 667 | - |
| YEMEN | 265 131 | 157 744 | -40,50 | 1 482 993 | 886 131 | -40,25 |
| OMAN | 9 412 | 0 | -100,00 | 30 876 | 0 | -100,00 |
| SYRIA ARAB REPUBLIC | 68 403 | 71 153 | 4,02 | 173 600 | 121 014 | -30,29 |
| TURKEY | 19 121 266 | 26 721 515 | 39,75 | 44 372 558 | 57 800 162 | 30,26 |
| UNITED ARAB EMIRATES | 625 594 | 503 385 | -19,53 | 7 361 547 | 4 479 661 | -39,15 |
| QATAR | 180 | 719 | 299,44 | 3 150 | 5 176 | 64,32 |
| CYPRUS | 35 | 0 | -100,00 | 429 | 0 | -100,00 |
| EGYPT | 7 604 900 | 11 420 682 | 50,18 | 19 890 762 | 26 887 766 | 35,18 |
| LIBYAN ARAB JAMAHIRIYA | 0 | 48 277 | - | 0 | 137 251 | - |
| MOROCCO | 443 933 | 907 970 | 104,53 | 1 280 937 | 2 165 692 | 69,07 |
| TUNISIA | 139 221 | 119 909 | -13,87 | 406 849 | 337 643 | -17,01 |
| ALGERIA | 400 778 | 65 281 | -83,71 | 1 156 679 | 295 160 | -74,48 |
| SUDAN | 41 491 | 111 585 | 168,94 | 308 051 | 271 240 | -11,95 |
| ETHIOPIA | 224 208 | 0 | -100,00 | 815 414 | 0 | -100,00 |
| TANZANIA, UNITED REP. OF | 10 189 | 28 843 | 183,08 | 34 452 | 46 241 | 34,22 |
| MADAGASCAR | 44 407 | 45 360 | 2,15 | 132 926 | 102 016 | -23,25 |
| SOMALIA | 0 | 61 500 | - | 0 | 696 837 | - |
| KENYA | 572 484 | 223 771 | -60,91 | 2 050 500 | 711 643 | -65,29 |
| REUNION | 216 | 997 | 361,57 | 5 528 | 3 392 | -38,64 |
| MOZAMBIQUE | 4 | 231 | 5 675,00 | 84 | 15 | -82,14 |
| TOGO | 9 280 | 1 160 | -87,50 | 24 674 | 453 | -98,16 |
| GHANA | 29 419 | 21 271 | -27,70 | 93 419 | 64 704 | -30,74 |
| ANGOLA | 802 | 10 723 | 1 237,03 | 1 017 | 27 609 | 2 614,75 |
| CONGO | 350 | 678 | 93,71 | 410 | 661 | 61,22 |
| CAMEROON | 36 388 | 72 162 | 98,31 | 71 320 | 138 851 | 94,69 |
| NIGERIA | 64 931 | 103 785 | 59,84 | 141 048 | 229 390 | 62,63 |

TABEL 5. PERKEMBANGAN EKSPOR INDONESIA MENURUT KOMODITI DAN NEGARA TUJUAN

| JENIS BARANG | BERAT BERSIH (KG) | | PERUB | NILAI FOB (US \$) | | PERUB |
|---------------------------|-------------------|--------------|------------|-------------------|--------------|------------|
| | JAN-FEB 2012 | JAN-FEB 2013 | % | JAN-FEB 2012 | JAN-FEB 2013 | % |
| | (1) | (2) | (3) | (4) | (5) | (6) |
| GABON | 55 | 4 290 | 7 700,00 | 103 | 1 160 | 1 026,21 |
| COTE D'IVOIRE | 86 465 | 116 105 | 34,28 | 255 969 | 293 283 | 14,58 |
| SENEGAL | 13 189 | 82 234 | 523,50 | 45 348 | 273 382 | 502,85 |
| MAURITANIA | 25 904 | 25 | -99,90 | 46 587 | 1 139 | -97,56 |
| MALI | 0 | 1 | - | 0 | 5 | - |
| BENIN | 2 500 | 0 | -100,00 | 10 | 0 | -100,00 |
| GAMBIA | 0 | 13 448 | - | 0 | 45 667 | - |
| SEYCHELLES | 100 | 959 | 859,00 | 1 875 | 7 768 | 314,29 |
| UGANDA | 0 | 44 | - | 0 | 79 | - |
| NIGER | 0 | 6 460 | - | 0 | 117 420 | - |
| DJIBOUTI | 78 162 | 218 360 | 179,37 | 364 497 | 452 324 | 24,10 |
| SWAZILAND | 8 003 | 17 166 | 114,49 | 18 886 | 35 533 | 88,14 |
| SOUTH AFRICA | 682 405 | 534 915 | -21,61 | 2 546 581 | 1 165 036 | -54,25 |
| ZIMBABWE | 4 | 8 452 | 211 200,00 | 4 | 23 011 | 575 175,00 |
| MAURITIUS | 436 667 | 367 932 | -15,74 | 969 196 | 972 340 | 0,32 |
| VIRGIN ISLANDS (BRITISH) | 0 | 136 | - | 0 | 552 | - |
| AUSTRALIA | 2 357 062 | 2 150 903 | -8,75 | 7 701 256 | 6 448 336 | -16,27 |
| NEW ZEALAND | 366 627 | 304 333 | -16,99 | 1 401 223 | 671 085 | -52,11 |
| GUAM | 0 | 9 | - | 0 | 359 | - |
| PALAU | 38 | 0 | -100,00 | 1 598 | 0 | -100,00 |
| NEW CALEDONIA | 615 | 823 | 33,82 | 9 327 | 3 894 | -58,25 |
| NORTHERN MARIANA ISLANDS | 27 | 893 | 3 207,41 | 246 | 2 819 | 1 045,93 |
| VANUATU | 1 711 | 550 | -67,86 | 8 599 | 1 073 | -87,52 |
| WALLIS AND FUTUNA ISLANDS | 0 | 1 400 | - | 0 | 8 718 | - |
| COOK ISLANDS | 1 053 | 2 114 | 100,76 | 25 989 | 5 015 | -80,70 |
| FIJI | 55 | 1 273 | 2 214,55 | 7 184 | 21 844 | 204,06 |
| KIRIBATI | 0 | 30 | - | 0 | 900 | - |
| SAMOA | 0 | 3 193 | - | 0 | 1 627 | - |
| EAST TIMOR | 63 816 | 98 324 | 54,07 | 58 610 | 132 807 | 126,59 |
| UNITED STATES | 14 456 697 | 13 477 020 | -6,78 | 40 142 224 | 36 459 847 | -9,17 |
| CANADA | 847 867 | 1 690 217 | 99,35 | 2 473 434 | 4 202 962 | 69,92 |
| MEXICO | 1 552 593 | 1 752 853 | 12,90 | 4 146 189 | 5 472 654 | 31,99 |
| GUATEMALA | 274 559 | 185 832 | -32,32 | 1 383 274 | 564 291 | -59,21 |
| HONDURAS | 0 | 25 | - | 0 | 1 411 | - |
| NICARAGUA | 34 453 | 0 | -100,00 | 179 851 | 0 | -100,00 |
| PANAMA | 0 | 3 291 | - | 0 | 18 263 | - |
| SURINAME | 33 039 | 36 919 | 11,74 | 66 468 | 68 480 | 3,03 |
| CHILE | 151 125 | 321 381 | 112,66 | 431 515 | 886 443 | 105,43 |
| VENEZUELA | 933 382 | 29 618 | -96,83 | 3 205 587 | 78 381 | -97,55 |
| ARGENTINA | 1 884 363 | 2 382 599 | 26,44 | 5 283 665 | 5 979 643 | 13,17 |
| BRAZIL | 15 977 329 | 19 635 141 | 22,89 | 43 477 806 | 45 966 844 | 5,72 |
| COLOMBIA | 567 499 | 2 490 280 | 338,82 | 1 641 220 | 7 244 667 | 341,42 |
| URUGUAY | 64 479 | 97 860 | 51,77 | 188 155 | 275 816 | 46,59 |
| PARAGUAY | 23 134 | 10 001 | -56,77 | 71 965 | 38 304 | -46,77 |
| ECUADOR | 106 942 | 194 054 | 81,46 | 308 376 | 537 099 | 74,17 |
| PERU | 381 340 | 930 283 | 143,95 | 1 052 019 | 2 451 356 | 133,01 |
| GUYANA | 16 525 | 12 286 | -25,65 | 43 391 | 43 089 | -0,70 |
| TRINIDAD AND TOBAGO | 0 | 16 | - | 0 | 450 | - |
| BAHAMAS | 4 029 | 0 | -100,00 | 22 860 | 0 | -100,00 |
| JAMAICA | 47 249 | 69 306 | 46,68 | 111 727 | 177 509 | 58,88 |
| PUERTO RICO | 300 | 0 | -100,00 | 277 | 0 | -100,00 |
| DOMINICAN REPUBLIC | 35 545 | 39 303 | 10,57 | 85 491 | 60 640 | -29,07 |
| EL SALVADOR | 63 084 | 117 722 | 86,61 | 131 889 | 238 540 | 80,86 |
| COSTA RICA | 6 739 | 4 109 | -39,03 | 77 368 | 19 691 | -74,55 |
| BARBADOS | 4 | 0 | -100,00 | 505 | 0 | -100,00 |
| ANTIGUA AND BARBUDA | 80 | 0 | -100,00 | 1 115 | 0 | -100,00 |
| BERMUDA | 28 | 200 | 614,29 | 449 | 132 | -70,60 |
| CAYMAN ISLANDS | 0 | 30 | - | 0 | 221 | - |
| FRENCH POLYNESIA | 4 757 | 1 631 | -65,71 | 40 217 | 15 197 | -62,21 |
| MARTINIQUE | 660 | 1 837 | 178,33 | 2 696 | 5 536 | 105,34 |
| NETHERLANDS ANTILLES | 457 | 1 | -99,78 | 6 065 | 54 | -99,11 |
| GUADELOUPE | 604 | 754 | 24,83 | 3 371 | 4 448 | 31,95 |
| SAINT KITTS AND NEVIS | 0 | 1 847 | - | 0 | 11 977 | - |
| UNITED KINGDOM | 3 688 601 | 3 434 653 | -6,88 | 7 206 589 | 6 226 013 | -13,61 |
| NETHERLANDS | 1 485 931 | 1 957 773 | 31,75 | 4 123 186 | 4 234 774 | 2,71 |
| FRANCE | 328 657 | 736 693 | 124,15 | 990 069 | 1 648 523 | 66,51 |
| GERMANY, FED. REP. OF | 4 306 465 | 4 196 264 | -2,56 | 11 696 436 | 11 716 732 | 0,17 |
| AUSTRIA | 6 839 | 7 190 | 5,13 | 57 325 | 34 945 | -39,04 |
| BELGIUM | 4 218 768 | 5 057 898 | 19,89 | 9 441 013 | 11 119 524 | 17,78 |
| SWITZERLAND | 13 236 | 20 904 | 57,93 | 142 716 | 239 061 | 67,51 |
| DENMARK | 73 312 | 136 190 | 85,77 | 292 171 | 682 211 | 133,50 |
| NORWAY | 45 737 | 56 740 | 24,06 | 442 867 | 580 306 | 31,03 |
| SWEDEN | 390 531 | 133 256 | -65,88 | 1 483 293 | 802 769 | -45,88 |
| FINLAND | 333 800 | 334 089 | 0,09 | 692 916 | 540 688 | -21,97 |
| IRELAND | 131 338 | 78 975 | -39,87 | 298 085 | 184 838 | -37,99 |
| ITALY | 5 993 715 | 6 209 377 | 3,60 | 14 956 816 | 14 472 315 | -3,24 |
| SPAIN | 3 312 232 | 3 561 401 | 7,52 | 9 042 237 | 8 570 163 | -5,22 |

TABEL 5. PERKEMBANGAN EKSPOR INDONESIA MENURUT KOMODITI DAN NEGARA TUJUAN

| JENIS BARANG | BERAT BERSIH (KG) | | PERUB | NILAI FOB (US \$) | | PERUB |
|------------------------------|-------------------|--------------------|-------------|--------------------|--------------------|--------------|
| | JAN-FEB 2012 | JAN-FEB 2013 | % | JAN-FEB 2012 | JAN-FEB 2013 | % |
| (1) | (2) | (3) | (4) | (5) | (6) | (7) |
| PORTUGAL | 1 762 326 | 3 147 126 | 78,58 | 5 637 082 | 8 846 034 | 56,93 |
| ICELAND | 6 764 | 0 | -100,00 | 57 420 | 0 | -100,00 |
| GREECE | 96 533 | 253 109 | 162,20 | 303 043 | 961 554 | 217,30 |
| THE DEMOCRATIC REPUBLIC OF 1 | 33 021 | 2 305 | -93,02 | 91 838 | 4 104 | -95,53 |
| HUNGARY | 237 349 | 373 103 | 57,20 | 547 588 | 1 059 974 | 93,57 |
| POLAND | 780 321 | 1 042 588 | 33,61 | 2 104 403 | 2 528 973 | 20,18 |
| ROMANIA | 230 505 | 322 142 | 39,75 | 547 991 | 923 461 | 68,52 |
| BULGARIA | 197 545 | 203 543 | 3,04 | 386 750 | 409 677 | 5,93 |
| ALBANIA | 0 | 36 964 | - | 0 | 48 053 | - |
| KYRGYZSTAN | 0 | 14 725 | - | 0 | 52 250 | - |
| UKRAINE | 83 680 | 1 | -100,00 | 164 254 | 1 | -100,00 |
| UZBEKISTAN | 14 545 | 0 | -100,00 | 52 550 | 0 | -100,00 |
| LITHUANIA | 301 223 | 225 920 | -25,00 | 597 897 | 489 525 | -18,13 |
| LATVIA | 209 862 | 192 149 | -8,44 | 377 397 | 304 956 | -19,19 |
| ESTONIA | 22 030 | 56 749 | 157,60 | 88 676 | 120 047 | 35,38 |
| GEORGIA | 30 | 0 | -100,00 | 198 | 0 | -100,00 |
| CROATIA | 110 351 | 8 853 | -91,98 | 126 683 | 18 860 | -85,11 |
| SLOVAKIA | 1 378 | 403 | -70,75 | 4 082 | 7 981 | 95,52 |
| SLOVENIA | 41 198 | 257 018 | 523,86 | 86 780 | 590 745 | 580,74 |
| CZECH REPUBLIC | 69 860 | 29 642 | -57,57 | 162 211 | 68 401 | -57,83 |
| RUSSIA FEDERATION | 1 545 266 | 1 581 742 | 2,36 | 2 512 137 | 2 716 088 | 8,12 |
| -BARANG DARI KARET | 96 548 952 | 101 433 374 | 5,06 | 388 387 211 | 373 849 061 | -3,74 |
| JAPAN | 9 936 920 | 10 579 078 | 6,46 | 48 458 552 | 42 762 339 | -11,75 |
| HONG KONG | 189 452 | 196 400 | 3,67 | 1 784 608 | 2 151 111 | 20,54 |
| KOREA, REPUBLIC OF | 1 032 597 | 1 115 808 | 8,06 | 2 850 966 | 4 055 450 | 42,25 |
| TAIWAN | 945 402 | 1 209 350 | 27,92 | 4 821 050 | 5 191 452 | 7,68 |
| CHINA | 15 426 671 | 11 312 232 | -26,67 | 46 613 293 | 26 535 772 | -43,07 |
| MONGOLIA | 14 754 | 22 129 | 49,99 | 65 176 | 67 444 | 3,48 |
| PAPUA NEW GUINEA | 272 301 | 261 907 | -3,82 | 1 061 038 | 801 882 | -24,42 |
| THAILAND | 1 502 438 | 1 204 435 | -19,83 | 8 007 808 | 6 107 877 | -23,73 |
| SINGAPORE | 561 181 | 5 488 477 | 878,02 | 5 616 880 | 15 934 474 | 183,69 |
| PHILIPPINES | 3 684 400 | 3 100 397 | -15,85 | 10 988 266 | 9 428 963 | -14,19 |
| MALAYSIA | 5 101 501 | 3 414 037 | -33,08 | 15 995 424 | 10 560 948 | -33,98 |
| MYANMAR | 215 353 | 331 159 | 53,77 | 895 552 | 1 220 926 | 36,33 |
| CAMBODIA | 129 790 | 103 285 | -20,42 | 711 311 | 604 901 | -14,96 |
| BRUNEI DARUSSALAM | 96 909 | 85 898 | -11,36 | 418 656 | 328 985 | -21,42 |
| LAO PEOPLE'S DEM. REP. | 20 129 | 14 966 | -25,65 | 89 840 | 49 835 | -44,53 |
| NEPAL | 2 170 | 7 277 | 235,35 | 2 724 | 20 332 | 646,40 |
| VIET NAM | 839 728 | 662 255 | -21,13 | 3 455 814 | 2 594 697 | -24,92 |
| MALDIVES | 4 683 | 0 | -100,00 | 5 631 | 0 | -100,00 |
| INDIA | 439 218 | 861 871 | 96,23 | 2 071 851 | 3 147 418 | 51,91 |
| PAKISTAN | 231 874 | 205 315 | -11,45 | 954 226 | 640 151 | -32,91 |
| BANGLADESH | 320 240 | 393 574 | 22,90 | 960 141 | 1 170 804 | 21,94 |
| SRI LANKA | 136 952 | 246 765 | 80,18 | 546 469 | 887 903 | 62,48 |
| AFGHANISTAN | 39 586 | 22 120 | -44,12 | 129 727 | 88 421 | -31,84 |
| IRAQ | 223 188 | 63 191 | -71,69 | 840 085 | 220 490 | -73,75 |
| IRAN (ISLAMIC REPUBLIC OF) | 344 189 | 415 253 | 20,65 | 1 273 777 | 1 546 762 | 21,43 |
| SAUDI ARABIA | 3 080 408 | 4 035 503 | 31,01 | 12 240 845 | 15 284 684 | 24,87 |
| ISRAEL | 197 064 | 215 131 | 9,17 | 787 705 | 841 267 | 6,80 |
| KUWAIT | 21 749 | 109 415 | 403,08 | 86 033 | 419 080 | 387,12 |
| JORDAN | 241 615 | 461 050 | 90,82 | 922 863 | 1 716 012 | 85,94 |
| LEBANON | 387 226 | 368 068 | -4,95 | 1 407 281 | 1 395 319 | -0,85 |
| YEMEN | 1 252 109 | 511 724 | -59,13 | 5 447 506 | 1 963 891 | -63,95 |
| OMAN | 130 269 | 59 667 | -54,20 | 607 150 | 216 400 | -64,36 |
| SYRIA ARAB REPUBLIC | 200 655 | 101 730 | -49,30 | 368 355 | 184 351 | -49,95 |
| TURKEY | 584 480 | 620 040 | 6,08 | 2 273 483 | 2 255 063 | -0,81 |
| UNITED ARAB EMIRATES | 2 347 399 | 3 754 011 | 59,92 | 8 895 997 | 12 675 656 | 42,49 |
| QATAR | 18 094 | 38 657 | 113,65 | 82 689 | 160 993 | 94,70 |
| BAHRAIN | 9 372 | 9 328 | -0,47 | 42 038 | 52 207 | 24,19 |
| CYPRUS | 0 | 23 957 | - | 0 | 141 350 | - |
| EGYPT | 1 253 796 | 1 835 796 | 46,42 | 4 752 872 | 5 960 714 | 25,41 |
| LIBYAN ARAB JAMAHIRIYA | 418 546 | 532 074 | 27,12 | 1 623 773 | 2 020 145 | 24,41 |
| MOROCCO | 98 383 | 36 084 | -63,32 | 281 279 | 205 413 | -26,97 |
| TUNISIA | 79 993 | 56 254 | -29,68 | 408 443 | 182 974 | -55,20 |
| ALGERIA | 41 918 | 48 809 | 16,44 | 172 588 | 215 634 | 24,94 |
| SUDAN | 49 597 | 125 196 | 152,43 | 206 459 | 509 530 | 146,79 |
| NAMIBIA | 0 | 10 008 | - | 0 | 48 227 | - |
| ETHIOPIA | 31 122 | 11 530 | -62,95 | 147 010 | 62 104 | -57,76 |
| TANZANIA, UNITED REP. OF | 42 | 11 059 | 26 230,95 | 128 | 40 168 | 31 281,25 |
| KENYA | 215 864 | 83 238 | -61,44 | 952 773 | 296 320 | -68,90 |
| REUNION | 16 | 10 167 | 63 443,75 | 47 | 47 943 | 101 906,38 |
| MOZAMBIQUE | 8 | 0 | -100,00 | 23 | 0 | -100,00 |
| TOGO | 26 783 | 4 059 | -84,84 | 105 754 | 10 147 | -90,41 |
| GHANA | 55 017 | 118 214 | 114,87 | 197 097 | 301 320 | 52,88 |
| ANGOLA | 23 189 | 32 970 | 42,18 | 125 681 | 103 452 | -17,69 |
| CONGO | 3 276 | 50 | -98,47 | 14 006 | 35 | -99,75 |

TABEL 5. PERKEMBANGAN EKSPOR INDONESIA MENURUT KOMODITI DAN NEGARA TUJUAN

| JENIS BARANG | BERAT BERSIH (KG) | | PERUB | NILAI FOB (US \$) | | PERUB |
|------------------------------|-------------------|--------------|-----------|-------------------|--------------|----------|
| | JAN-FEB 2012 | JAN-FEB 2013 | % | JAN-FEB 2012 | JAN-FEB 2013 | % |
| (1) | (2) | (3) | (4) | (5) | (6) | (7) |
| CAMEROON | 5 233 | 2 504 | -52,15 | 22 338 | 7 676 | -65,64 |
| NIGERIA | 382 076 | 350 668 | -8,22 | 1 438 693 | 1 195 871 | -16,88 |
| GABON | 3 679 | 6 003 | 63,17 | 15 765 | 38 417 | 143,69 |
| COTE D'IVOIRE | 0 | 9 167 | - | 0 | 29 277 | - |
| SENEGAL | 45 950 | 2 545 | -94,46 | 116 974 | 1 210 | -98,97 |
| MAURITANIA | 0 | 11 | - | 0 | 39 | - |
| SEYCHELLES | 0 | 1 941 | - | 0 | 12 299 | - |
| UGANDA | 22 043 | 0 | -100,00 | 100 144 | 0 | -100,00 |
| CENTRAL AFRICAN REPUBLIC | 2 392 | 0 | -100,00 | 10 333 | 0 | -100,00 |
| NIGER | 0 | 33 251 | - | 0 | 103 777 | - |
| CHAD | 0 | 2 808 | - | 0 | 8 874 | - |
| SOUTH AFRICA | 1 402 555 | 624 685 | -55,46 | 5 356 592 | 2 074 181 | -61,28 |
| ZIMBABWE | 0 | 8 480 | - | 0 | 46 237 | - |
| MAURITIUS | 56 655 | 42 515 | -24,96 | 210 799 | 145 308 | -31,07 |
| AUSTRALIA | 3 540 283 | 3 549 588 | 0,26 | 14 784 971 | 12 747 508 | -13,78 |
| NEW ZEALAND | 1 208 315 | 1 212 933 | 0,38 | 5 191 091 | 4 223 625 | -18,64 |
| NEW CALEDONIA | 17 | 4 350 | 25 488,24 | 492 | 20 479 | 4 062,40 |
| VANUATU | 5 418 | 0 | -100,00 | 19 604 | 0 | -100,00 |
| FIJI | 15 236 | 17 929 | 17,68 | 66 960 | 58 148 | -13,16 |
| EAST TIMOR | 229 894 | 234 508 | 2,01 | 892 812 | 664 611 | -25,56 |
| UNITED STATES | 20 286 050 | 23 841 317 | 17,53 | 85 232 426 | 94 031 722 | 10,32 |
| CANADA | 524 172 | 1 072 867 | 104,68 | 2 231 783 | 4 444 655 | 99,15 |
| MEXICO | 773 658 | 704 600 | -8,93 | 2 870 108 | 2 435 113 | -15,16 |
| GUATEMALA | 29 559 | 3 949 | -86,64 | 132 787 | 10 523 | -92,08 |
| HONDURAS | 27 236 | 60 443 | 121,92 | 127 639 | 205 241 | 60,80 |
| NICARAGUA | 37 567 | 0 | -100,00 | 141 984 | 0 | -100,00 |
| PANAMA | 35 446 | 21 211 | -40,16 | 138 804 | 99 277 | -28,48 |
| SURINAME | 39 333 | 14 985 | -61,90 | 164 792 | 69 353 | -57,91 |
| CHILE | 99 150 | 57 778 | -41,73 | 303 594 | 149 406 | -50,79 |
| VENEZUELA | 48 591 | 25 251 | -48,03 | 182 605 | 66 164 | -63,77 |
| ARGENTINA | 159 310 | 203 626 | 27,82 | 657 166 | 627 117 | -4,57 |
| BRAZIL | 1 829 030 | 1 373 365 | -24,91 | 6 187 166 | 4 522 520 | -26,90 |
| COLOMBIA | 392 845 | 100 414 | -74,44 | 1 005 503 | 402 585 | -59,96 |
| BOLIVIA | 155 806 | 77 419 | -50,31 | 539 002 | 228 424 | -57,62 |
| URUGUAY | 84 201 | 13 418 | -84,06 | 295 196 | 42 050 | -85,76 |
| PARAGUAY | 76 446 | 67 657 | -11,50 | 319 800 | 242 954 | -24,03 |
| ECUADOR | 12 717 | 24 144 | 89,86 | 62 087 | 100 888 | 62,49 |
| PERU | 299 956 | 71 069 | -76,31 | 938 584 | 1 050 181 | 11,89 |
| TRINIDAD AND TOBAGO | 10 005 | 9 086 | -9,19 | 31 929 | 23 620 | -26,02 |
| JAMAICA | 34 546 | 3 763 | -89,11 | 140 007 | 13 416 | -90,42 |
| PUERTO RICO | 51 234 | 30 973 | -39,55 | 174 864 | 95 507 | -45,38 |
| DOMINICAN REPUBLIC | 36 022 | 22 802 | -36,70 | 149 812 | 92 213 | -38,45 |
| EL SALVADOR | 24 650 | 45 740 | 85,56 | 97 720 | 195 057 | 99,61 |
| COSTA RICA | 102 291 | 39 927 | -60,97 | 431 530 | 133 987 | -68,95 |
| HAITI | 34 833 | 18 626 | -46,53 | 143 619 | 75 683 | -47,30 |
| FRENCH POLYNESIA | 475 | 0 | -100,00 | 2 546 | 0 | -100,00 |
| NETHERLANDS ANTILLES | 0 | 1 | - | 0 | 77 | - |
| GUADELOUPE | 0 | 9 785 | - | 0 | 45 453 | - |
| SAINT KITTS AND NEVIS | 4 782 | 0 | -100,00 | 20 442 | 0 | -100,00 |
| UNITED KINGDOM | 1 695 583 | 1 256 730 | -25,88 | 6 755 305 | 5 866 868 | -13,15 |
| NETHERLANDS | 2 049 897 | 2 261 280 | 10,31 | 7 917 425 | 9 879 786 | 24,79 |
| FRANCE | 553 870 | 570 794 | 3,06 | 2 274 723 | 2 185 593 | -3,92 |
| GERMANY, FED. REP. OF | 2 943 987 | 2 744 543 | -6,77 | 19 421 227 | 17 855 992 | -8,06 |
| AUSTRIA | 58 588 | 0 | -100,00 | 207 092 | 0 | -100,00 |
| BELGIUM | 859 321 | 1 444 630 | 68,11 | 3 904 426 | 5 641 092 | 44,48 |
| LUXEMBOURG | 222 878 | 147 066 | -34,02 | 1 026 526 | 587 655 | -42,75 |
| DENMARK | 161 592 | 81 654 | -49,47 | 624 259 | 264 645 | -57,61 |
| NORWAY | 39 899 | 62 314 | 56,18 | 181 323 | 264 026 | 45,61 |
| SWEDEN | 288 413 | 337 683 | 17,08 | 1 121 585 | 1 307 665 | 16,59 |
| FINLAND | 80 471 | 39 593 | -50,80 | 319 552 | 164 589 | -48,49 |
| IRELAND | 34 037 | 32 | -99,91 | 157 574 | 1 211 | -99,23 |
| ITALY | 1 003 757 | 1 229 787 | 22,52 | 4 317 695 | 5 176 678 | 19,89 |
| SPAIN | 282 130 | 215 933 | -23,46 | 1 214 218 | 1 024 893 | -15,59 |
| PORTUGAL | 123 198 | 234 362 | 90,23 | 551 013 | 1 048 352 | 90,26 |
| GREECE | 112 522 | 82 102 | -27,03 | 549 105 | 328 963 | -40,09 |
| THE DEMOCRATIC REPUBLIC OF 1 | 0 | 35 667 | - | 0 | 128 860 | - |
| HUNGARY | 117 | 141 | 20,51 | 1 894 | 2 310 | 21,96 |
| POLAND | 377 395 | 632 991 | 67,73 | 1 717 007 | 2 427 282 | 41,37 |
| ROMANIA | 0 | 6 973 | - | 0 | 35 961 | - |
| BULGARIA | 20 763 | 40 963 | 97,29 | 73 394 | 170 274 | 132,00 |
| ALBANIA | 10 505 | 13 928 | 32,58 | 35 159 | 52 636 | 49,71 |
| ARMENIA | 7 656 | 7 100 | -7,26 | 32 890 | 22 833 | -30,58 |
| AZERBAIJAN | 8 886 | 0 | -100,00 | 38 423 | 0 | -100,00 |
| KAZAKHSTAN | 0 | 69 277 | - | 0 | 279 243 | - |
| UKRAINE | 98 482 | 122 718 | 24,61 | 328 790 | 447 535 | 36,12 |
| LITHUANIA | 95 991 | 43 373 | -54,82 | 419 855 | 204 332 | -51,33 |
| LATVIA | 227 641 | 163 274 | -28,28 | 887 624 | 571 995 | -35,56 |

TABEL 5. PERKEMBANGAN EKSPOR INDONESIA MENURUT KOMODITI DAN NEGARA TUJUAN

| JENIS BARANG | BERAT BERSIH (KG) | | PERUB | NILAI FOB (US \$) | | PERUB |
|----------------------------|--------------------|--------------------|--------------|----------------------|--------------------|---------------|
| | JAN-FEB 2012 | JAN-FEB 2013 | % | JAN-FEB 2012 | JAN-FEB 2013 | % |
| (1) | (2) | (3) | (4) | (5) | (6) | (7) |
| ESTONIA | 107 483 | 113 808 | 5,88 | 470 234 | 371 417 | -21,01 |
| GEORGIA | 16 609 | 96 844 | 483,08 | 75 209 | 351 177 | 366,93 |
| CROATIA | 19 458 | 34 451 | 77,05 | 103 444 | 146 933 | 42,04 |
| MALTA | 14 608 | 0 | -100,00 | 68 880 | 0 | -100,00 |
| SLOVENIA | 34 239 | 75 229 | 119,72 | 146 607 | 346 300 | 136,21 |
| CZECH REPUBLIC | 17 769 | 27 408 | 54,25 | 194 936 | 281 273 | 44,29 |
| RUSSIA FEDERATION | 371 934 | 681 656 | 83,27 | 1 530 011 | 2 200 233 | 43,81 |
| -SHEET | 8 783 361 | 8 017 071 | -8,72 | 27 087 153 | 19 675 674 | -27,36 |
| JAPAN | 911 298 | 1 115 346 | 22,39 | 2 903 685 | 2 835 670 | -2,34 |
| KOREA, REPUBLIC OF | 88 680 | 60 800 | -31,44 | 276 811 | 144 485 | -47,80 |
| TAIWAN | 1 735 830 | 314 910 | -81,86 | 5 487 231 | 749 031 | -86,35 |
| CHINA | 1 672 222 | 1 028 118 | -38,52 | 5 135 851 | 2 457 916 | -52,14 |
| SINGAPORE | 142 380 | 101 700 | -28,57 | 452 464 | 246 927 | -45,43 |
| PHILIPPINES | 0 | 20 160 | - | 0 | 53 021 | - |
| MALAYSIA | 249 005 | 40 335 | -83,80 | 268 363 | 86 920 | -67,61 |
| INDIA | 668 520 | 2 038 758 | 204,97 | 2 073 694 | 4 893 268 | 135,97 |
| PAKISTAN | 181 440 | 641 412 | 253,51 | 543 083 | 1 419 494 | 161,38 |
| SRI LANKA | 0 | 198 720 | - | 0 | 517 896 | - |
| IRAN (ISLAMIC REPUBLIC OF) | 0 | 100 800 | - | 0 | 234 864 | - |
| ISRAEL | 40 320 | 161 280 | 300,00 | 135 274 | 419 328 | 209,98 |
| TURKEY | 160 320 | 77 760 | -51,50 | 526 963 | 197 269 | -62,56 |
| UNITED ARAB EMIRATES | 18 306 | 0 | -100,00 | 55 467 | 0 | -100,00 |
| AUSTRALIA | 40 320 | 60 482 | 50,00 | 119 952 | 141 540 | 18,00 |
| GUAM | 110 | 0 | -100,00 | 996 | 0 | -100,00 |
| UNITED STATES | 1 738 800 | 612 330 | -64,78 | 5 461 206 | 1 535 119 | -71,89 |
| CANADA | 20 160 | 0 | -100,00 | 68 443 | 0 | -100,00 |
| MEXICO | 0 | 20 160 | - | 0 | 45 360 | - |
| CHILE | 0 | 20 160 | - | 0 | 54 230 | - |
| ARGENTINA | 18 306 | 18 306 | 0,00 | 61 325 | 47 046 | -23,28 |
| BRAZIL | 58 626 | 0 | -100,00 | 188 116 | 0 | -100,00 |
| NETHERLANDS | 20 160 | 80 640 | 300,00 | 62 496 | 212 083 | 239,35 |
| FRANCE | 60 840 | 60 480 | -0,59 | 189 770 | 162 187 | -14,53 |
| GERMANY, FED. REP. OF | 416 320 | 398 720 | -4,23 | 1 342 262 | 1 042 778 | -22,31 |
| BELGIUM | 365 760 | 365 760 | 0,00 | 1 202 423 | 918 965 | -23,57 |
| LUXEMBOURG | 19 200 | 153 600 | 700,00 | 56 832 | 395 904 | 596,62 |
| ITALY | 81 360 | 0 | -100,00 | 242 453 | 0 | -100,00 |
| POLAND | 20 160 | 100 800 | 400,00 | 64 814 | 253 815 | 291,61 |
| ESTONIA | 0 | 41 580 | - | 0 | 156 643 | - |
| SLOVENIA | 0 | 19 200 | - | 0 | 49 536 | - |
| RUSSIA FEDERATION | 54 918 | 164 754 | 200,00 | 167 179 | 404 379 | 141,88 |
| -CRUMB RUBBER | 386 318 886 | 439 189 016 | 13,69 | 1 121 239 690 | 975 445 020 | -13,00 |
| JAPAN | 66 017 389 | 66 622 640 | 0,92 | 191 712 323 | 148 701 632 | -22,44 |
| KOREA, REPUBLIC OF | 22 622 040 | 23 551 920 | 4,11 | 65 322 385 | 52 675 656 | -19,36 |
| TAIWAN | 3 024 000 | 4 717 440 | 56,00 | 8 828 663 | 10 529 283 | 19,26 |
| CHINA | 65 336 040 | 89 851 860 | 37,52 | 191 362 271 | 199 632 941 | 4,32 |
| SINGAPORE | 6 015 240 | 1 028 160 | -82,91 | 17 568 366 | 2 288 201 | -86,98 |
| PHILIPPINES | 705 600 | 1 411 200 | 100,00 | 2 015 624 | 3 156 710 | 56,61 |
| MALAYSIA | 1 166 737 | 837 480 | -28,22 | 3 286 300 | 1 781 178 | -45,80 |
| VIET NAM | 0 | 282 240 | - | 0 | 620 117 | - |
| INDIA | 8 043 840 | 21 389 760 | 165,91 | 23 286 473 | 48 071 926 | 106,44 |
| PAKISTAN | 322 560 | 1 008 000 | 212,50 | 936 165 | 2 159 545 | 130,68 |
| SRI LANKA | 201 600 | 60 480 | -70,00 | 605 037 | 114 307 | -81,11 |
| IRAN (ISLAMIC REPUBLIC OF) | 0 | 504 000 | - | 0 | 1 236 957 | - |
| ISRAEL | 1 249 920 | 1 895 040 | 51,61 | 3 642 396 | 4 262 982 | 17,04 |
| TURKEY | 11 592 000 | 11 723 040 | 1,13 | 33 767 044 | 25 947 603 | -23,16 |
| EGYPT | 1 043 280 | 1 048 320 | 0,48 | 3 114 275 | 2 153 437 | -30,85 |
| KENYA | 282 240 | 262 080 | -7,14 | 831 267 | 592 402 | -28,74 |
| SOUTH AFRICA | 3 850 560 | 4 939 200 | 28,27 | 11 090 226 | 10 921 565 | -1,52 |
| AUSTRALIA | 766 080 | 987 840 | 28,95 | 2 174 450 | 2 189 235 | 0,68 |
| UNITED STATES | 93 278 640 | 92 617 571 | -0,71 | 268 825 226 | 205 662 932 | -23,50 |
| CANADA | 11 916 660 | 12 465 600 | 4,61 | 34 634 049 | 27 731 184 | -19,93 |
| MEXICO | 2 482 480 | 2 343 880 | -5,58 | 7 162 002 | 5 209 824 | -27,26 |
| CHILE | 0 | 40 320 | - | 0 | 90 100 | - |
| VENEZUELA | 85 680 | 128 520 | 50,00 | 260 183 | 296 209 | 13,85 |
| ARGENTINA | 4 232 340 | 5 051 340 | 19,35 | 12 272 372 | 11 232 112 | -8,48 |
| BRAZIL | 16 072 560 | 15 189 720 | -5,49 | 46 697 755 | 33 602 830 | -28,04 |
| COLOMBIA | 1 218 000 | 1 028 160 | -15,59 | 3 544 396 | 2 309 734 | -34,83 |
| ECUADOR | 241 920 | 383 040 | 58,33 | 708 970 | 851 592 | 20,12 |
| PERU | 584 640 | 645 120 | 10,34 | 1 676 240 | 1 459 110 | -12,95 |
| COSTA RICA | 340 200 | 283 500 | -16,67 | 1 003 273 | 662 586 | -33,96 |
| DOMINICA | 90 720 | 90 720 | 0,00 | 272 992 | 198 584 | -27,26 |
| NORFOLK ISLANDS | 100 800 | 221 760 | 120,00 | 288 600 | 479 950 | 66,30 |
| UNITED KINGDOM | 3 943 380 | 5 819 520 | 47,58 | 11 452 712 | 12 721 461 | 11,08 |
| NETHERLANDS | 4 640 580 | 7 704 900 | 66,03 | 13 356 889 | 17 071 479 | 27,81 |
| FRANCE | 7 731 360 | 9 560 880 | 23,66 | 22 397 746 | 21 264 400 | -5,06 |

TABEL 5. PERKEMBANGAN EKSPOR INDONESIA MENURUT KOMODITI DAN NEGARA TUJUAN

| JENIS BARANG | BERAT BERSIH (KG) | | PERUB % | NILAI FOB (US \$) | | PERUB % |
|----------------------------|--------------------|--------------------|---------------|--------------------|--------------------|---------------|
| | JAN-FEB 2012 | JAN-FEB 2013 | | JAN-FEB 2012 | JAN-FEB 2013 | |
| (1) | (2) | (3) | (4) | (5) | (6) | (7) |
| GERMANY, FED. REP. OF | 10 251 360 | 12 350 520 | 20,48 | 29 725 535 | 27 043 142 | -9,02 |
| BELGIUM | 8 285 760 | 10 362 240 | 25,06 | 23 920 931 | 22 895 127 | -4,29 |
| LUXEMBOURG | 584 640 | 866 880 | 48,28 | 1 707 649 | 1 908 210 | 11,74 |
| NORWAY | 201 600 | 0 | -100,00 | 592 493 | 0 | -100,00 |
| SWEDEN | 161 280 | 241 920 | 50,00 | 502 829 | 501 301 | -0,30 |
| FINLAND | 3 810 240 | 2 136 960 | -43,92 | 11 151 651 | 4 929 118 | -55,80 |
| IRELAND | 204 120 | 0 | -100,00 | 608 082 | 0 | -100,00 |
| ITALY | 4 393 200 | 5 617 500 | 27,87 | 12 860 676 | 12 304 246 | -4,33 |
| SPAIN | 5 796 000 | 5 838 885 | 0,74 | 16 883 845 | 13 025 704 | -22,85 |
| PORTUGAL | 342 720 | 584 640 | 70,59 | 1 034 216 | 1 266 178 | 22,43 |
| HUNGARY | 80 640 | 0 | -100,00 | 255 373 | 0 | -100,00 |
| POLAND | 1 932 840 | 3 691 800 | 91,00 | 5 721 611 | 8 232 261 | 43,88 |
| ROMANIA | 3 006 360 | 3 878 280 | 29,00 | 8 824 529 | 8 434 358 | -4,42 |
| BULGARIA | 771 120 | 703 080 | -8,82 | 2 260 929 | 1 570 955 | -30,52 |
| LITHUANIA | 927 360 | 141 120 | -84,78 | 2 611 123 | 326 723 | -87,49 |
| LATVIA | 1 028 160 | 2 862 720 | 178,43 | 2 876 649 | 5 822 121 | 102,39 |
| ESTONIA | 0 | 120 960 | - | 0 | 286 663 | - |
| GEORGIA | 0 | 161 280 | - | 0 | 338 710 | - |
| SLOVENIA | 1 229 760 | 1 512 000 | 22,95 | 3 508 169 | 3 281 615 | -6,46 |
| RUSSIA FEDERATION | 4 112 640 | 2 422 980 | -41,08 | 12 096 730 | 5 398 824 | -55,37 |
| -CREPE | 5 154 540 | 5 001 640 | -2,97 | 15 838 377 | 11 403 898 | -28,00 |
| JAPAN | 19 200 | 0 | -100,00 | 63 552 | 0 | -100,00 |
| CHINA | 60 480 | 0 | -100,00 | 200 362 | 0 | -100,00 |
| UNITED STATES | 3 455 340 | 3 581 480 | 3,65 | 10 444 860 | 8 047 002 | -22,96 |
| CANADA | 551 040 | 371 840 | -32,52 | 1 724 721 | 846 271 | -50,93 |
| FRANCE | 0 | 60 480 | - | 0 | 125 254 | - |
| GERMANY, FED. REP. OF | 100 800 | 262 080 | 160,00 | 324 213 | 567 262 | 74,97 |
| BELGIUM | 20 160 | 0 | -100,00 | 64 673 | 0 | -100,00 |
| ITALY | 665 280 | 705 600 | 6,06 | 2 125 489 | 1 771 177 | -16,67 |
| SPAIN | 221 760 | 0 | -100,00 | 696 729 | 0 | -100,00 |
| GREECE | 60 480 | 20 160 | -66,67 | 193 778 | 46 932 | -75,78 |
| -BUNGKIL KELAPA | 38 085 869 | 34 037 150 | -10,63 | 4 820 753 | 8 269 438 | 71,54 |
| JAPAN | 135 000 | 135 000 | 0,00 | 29 565 | 36 140 | 22,24 |
| KOREA, REPUBLIC OF | 20 375 000 | 33 423 165 | 64,04 | 3 526 825 | 8 107 025 | 129,87 |
| TAIWAN | 0 | 56 705 | - | 0 | 12 192 | - |
| THAILAND | 17 416 679 | 0 | -100,00 | 1 226 708 | 0 | -100,00 |
| SINGAPORE | 76 680 | 98 580 | 28,56 | 18 644 | 24 126 | 29,40 |
| MALAYSIA | 25 000 | 40 000 | 60,00 | 5 349 | 9 066 | 69,49 |
| AUSTRALIA | 56 100 | 281 700 | 402,14 | 11 971 | 76 889 | 542,29 |
| EAST TIMOR | 1 410 | 0 | -100,00 | 1 691 | 0 | -100,00 |
| HUNGARY | 0 | 2 000 | - | 0 | 4 000 | - |
| -DEDAK/BEKATUL | 56 808 300 | 112 479 730 | 98,00 | 14 057 697 | 24 463 175 | 74,02 |
| JAPAN | 8 849 600 | 8 803 200 | -0,52 | 2 134 786 | 1 794 065 | -15,96 |
| KOREA, REPUBLIC OF | 24 000 000 | 56 115 000 | 133,81 | 6 055 500 | 11 453 902 | 89,15 |
| TAIWAN | 0 | 51 300 | - | 0 | 8 399 | - |
| CHINA | 0 | 2 103 750 | - | 0 | 529 867 | - |
| PHILIPPINES | 1 575 000 | 2 677 500 | 70,00 | 324 450 | 608 057 | 87,41 |
| BRUNEI DARUSSALAM | 8 700 | 0 | -100,00 | 5 755 | 0 | -100,00 |
| VIET NAM | 22 375 000 | 42 728 650 | 90,97 | 5 537 206 | 10 067 886 | 81,82 |
| UNITED ARAB EMIRATES | 0 | 330 | - | 0 | 999 | - |
| -LAINNYA | 706 110 130 | 758 188 058 | 7,38 | 100 190 871 | 117 414 648 | 17,19 |
| JAPAN | 2 020 863 | 13 757 741 | 580,79 | 801 359 | 1 780 201 | 122,15 |
| KOREA, DEM. PEOPLE'S REP. | 7 840 790 | 0 | -100,00 | 887 932 | 0 | -100,00 |
| KOREA, REPUBLIC OF | 64 708 328 | 97 845 233 | 51,21 | 8 775 974 | 15 115 546 | 72,24 |
| TAIWAN | 557 000 | 249 940 | -55,13 | 397 737 | 134 143 | -66,27 |
| CHINA | 40 891 446 | 75 058 966 | 83,56 | 4 809 716 | 11 404 234 | 137,11 |
| THAILAND | 41 485 190 | 16 976 433 | -59,08 | 3 850 653 | 2 060 647 | -46,49 |
| SINGAPORE | 11 426 950 | 16 152 326 | 41,35 | 965 198 | 1 757 448 | 82,08 |
| PHILIPPINES | 0 | 12 418 000 | - | 0 | 1 884 051 | - |
| MALAYSIA | 352 769 | 2 425 695 | 587,62 | 362 653 | 585 234 | 61,38 |
| MYANMAR | 70 000 | 0 | -100,00 | 18 219 | 0 | -100,00 |
| BRUNEI DARUSSALAM | 0 | 20 000 | - | 0 | 21 627 | - |
| VIET NAM | 30 901 100 | 32 776 077 | 6,07 | 4 502 178 | 5 301 839 | 17,76 |
| INDIA | 3 567 080 | 1 314 100 | -63,16 | 717 444 | 670 332 | -6,57 |
| PAKISTAN | 111 000 | 4 027 065 | 3 527,99 | 55 035 | 1 054 411 | 1 815,89 |
| BANGLADESH | 1 878 684 | 100 000 | -94,68 | 1 219 468 | 101 500 | -91,68 |
| SRI LANKA | 256 183 | 142 783 | -44,27 | 240 698 | 143 928 | -40,20 |
| IRAN (ISLAMIC REPUBLIC OF) | 152 000 | 171 000 | 12,50 | 141 720 | 163 751 | 15,55 |
| TURKEY | 38 000 | 16 999 850 | 44 636,45 | 31 540 | 2 294 980 | 7 176,41 |
| UNITED ARAB EMIRATES | 80 000 | 0 | -100,00 | 69 775 | 0 | -100,00 |
| ETHIOPIA | 0 | 36 260 | - | 0 | 15 556 | - |
| GHANA | 0 | 291 480 | - | 0 | 328 444 | - |
| NIGERIA | 0 | 100 000 | - | 0 | 97 000 | - |

TABEL 5. PERKEMBANGAN EKSPOR INDONESIA MENURUT KOMODITI DAN NEGARA TUJUAN

| JENIS BARANG | BERAT BERSIH (KG) | | PERUB | NILAI FOB (US \$) | | PERUB |
|-------------------------------------|-------------------|-------------------|--------------|-------------------|-------------------|---------------|
| | JAN-FEB 2012 | JAN-FEB 2013 | % | JAN-FEB 2012 | JAN-FEB 2013 | % |
| (1) | (2) | (3) | (4) | (5) | (6) | (7) |
| SOUTH AFRICA | 18 000 000 | 18 000 000 | 0,00 | 2 168 550 | 2 325 738 | 7,25 |
| AUSTRALIA | 24 815 | 53 500 | 115,60 | 100 119 | 182 701 | 82,48 |
| NEW ZEALAND | 98 068 470 | 232 618 000 | 137,20 | 13 445 344 | 36 562 387 | 171,93 |
| EAST TIMOR | 582 600 | 460 225 | -21,00 | 57 354 | 49 437 | -13,80 |
| UNITED STATES | 917 808 | 162 940 | -82,25 | 696 313 | 60 584 | -91,30 |
| UNITED KINGDOM | 14 050 000 | 0 | -100,00 | 2 119 700 | 0 | -100,00 |
| NETHERLANDS | 299 151 658 | 194 578 444 | -34,96 | 43 503 886 | 31 712 456 | -27,10 |
| GERMANY, FED. REP. OF | 0 | 21 300 000 | - | 0 | 1 448 400 | - |
| SWITZERLAND | 281 | 0 | -100,00 | 9 658 | 0 | -100,00 |
| SPAIN | 57 900 115 | 0 | -100,00 | 8 537 300 | 0 | -100,00 |
| PORTUGAL | 11 000 000 | 0 | -100,00 | 1 636 000 | 0 | -100,00 |
| GREECE | 19 500 | 0 | -100,00 | 18 944 | 0 | -100,00 |
| HUNGARY | 19 000 | 0 | -100,00 | 16 902 | 0 | -100,00 |
| ROMANIA | 19 500 | 0 | -100,00 | 18 112 | 0 | -100,00 |
| ESTONIA | 19 000 | 0 | -100,00 | 15 390 | 0 | -100,00 |
| RUSSIA FEDERATION | 0 | 152 000 | - | 0 | 158 073 | - |
| -MINYAK ATSIRI LAINNYA | 295 120 | 277 777 | -5,88 | 11 082 349 | 9 383 923 | -15,33 |
| JAPAN | 2 441 | 1 308 | -46,42 | 28 646 | 44 968 | 56,98 |
| HONG KONG | 423 | 0 | -100,00 | 3 482 | 0 | -100,00 |
| KOREA, REPUBLIC OF | 225 | 2 625 | 1 066,67 | 12 150 | 20 332 | 67,34 |
| TAIWAN | 430 | 6 725 | 1 463,95 | 39 040 | 125 433 | 221,29 |
| CHINA | 17 796 | 3 344 | -81,21 | 159 781 | 174 219 | 9,04 |
| THAILAND | 107 | 26 | -75,70 | 10 816 | 373 | -96,55 |
| SINGAPORE | 78 591 | 107 418 | 36,68 | 2 497 692 | 2 862 530 | 14,61 |
| PHILIPPINES | 0 | 1 315 | - | 0 | 4 842 | - |
| MALAYSIA | 1 902 | 24 577 | 1 192,17 | 29 551 | 9 939 | -66,37 |
| BRUNEI DARUSSALAM | 1 250 | 0 | -100,00 | 17 955 | 0 | -100,00 |
| VIET NAM | 1 255 | 600 | -52,19 | 9 596 | 13 860 | 44,44 |
| MALDIVES | 20 | 55 | 175,00 | 1 426 | 1 863 | 30,65 |
| INDIA | 9 790 | 15 665 | 60,01 | 302 624 | 736 135 | 143,25 |
| PAKISTAN | 0 | 220 | - | 0 | 1 074 | - |
| BANGLADESH | 0 | 2 000 | - | 0 | 9 348 | - |
| SAUDI ARABIA | 0 | 200 | - | 0 | 6 400 | - |
| UNITED ARAB EMIRATES | 600 | 400 | -33,33 | 32 100 | 21 900 | -31,78 |
| EGYPT | 1 000 | 0 | -100,00 | 53 500 | 0 | -100,00 |
| NIGERIA | 0 | 3 591 | - | 0 | 16 575 | - |
| AUSTRALIA | 663 | 435 | -34,39 | 30 178 | 22 591 | -25,14 |
| NEW ZEALAND | 370 | 0 | -100,00 | 1 037 | 0 | -100,00 |
| EAST TIMOR | 694 | 902 | 29,97 | 93 | 274 | 194,62 |
| UNITED STATES | 85 524 | 43 578 | -49,05 | 3 527 215 | 2 724 815 | -22,75 |
| CANADA | 70 | 0 | -100,00 | 733 | 0 | -100,00 |
| MEXICO | 14 190 | 191 | -98,65 | 286 200 | 18 950 | -93,38 |
| ARGENTINA | 1 | 10 | 900,00 | 260 | 1 200 | 361,54 |
| BRAZIL | 5 600 | 4 640 | -17,14 | 137 249 | 160 766 | 17,13 |
| DOMINICAN REPUBLIC | 4 749 | 0 | -100,00 | 83 854 | 0 | -100,00 |
| UNITED KINGDOM | 627 | 6 220 | 892,03 | 100 772 | 246 180 | 144,29 |
| NETHERLANDS | 8 149 | 23 044 | 182,78 | 197 033 | 655 173 | 232,52 |
| FRANCE | 26 045 | 10 903 | -58,14 | 1 475 724 | 519 489 | -64,80 |
| GERMANY, FED. REP. OF | 9 290 | 7 530 | -18,95 | 770 408 | 536 989 | -30,30 |
| SWITZERLAND | 1 545 | 4 165 | 169,58 | 184 855 | 120 975 | -34,56 |
| ITALY | 190 | 0 | -100,00 | 21 800 | 0 | -100,00 |
| SPAIN | 21 569 | 6 090 | -71,77 | 1 065 100 | 326 730 | -69,32 |
| BULGARIA | 14 | 0 | -100,00 | 1 479 | 0 | -100,00 |
| -WANGI-WANGIAN DARI MINYAK / | 14 004 520 | 16 052 540 | 14,62 | 73 828 520 | 85 248 331 | 15,47 |
| JAPAN | 374 066 | 382 603 | 2,28 | 2 573 591 | 1 578 715 | -38,66 |
| HONG KONG | 315 689 | 260 792 | -17,39 | 2 886 549 | 2 169 172 | -24,85 |
| KOREA, REPUBLIC OF | 105 805 | 71 679 | -32,25 | 1 116 143 | 857 413 | -23,18 |
| TAIWAN | 717 491 | 530 212 | -26,10 | 1 103 312 | 971 223 | -11,97 |
| CHINA | 82 169 | 106 651 | 29,79 | 530 170 | 710 179 | 33,95 |
| PAPUA NEW GUINEA | 95 177 | 74 722 | -21,49 | 504 458 | 260 397 | -48,38 |
| THAILAND | 1 874 811 | 2 284 800 | 21,87 | 10 501 990 | 11 608 655 | 10,54 |
| SINGAPORE | 635 080 | 818 437 | 28,87 | 17 471 520 | 21 162 684 | 21,13 |
| PHILIPPINES | 2 701 400 | 2 577 344 | -4,59 | 9 589 364 | 9 956 863 | 3,83 |
| MALAYSIA | 1 956 848 | 2 352 041 | 20,20 | 7 572 899 | 9 628 913 | 27,15 |
| MYANMAR | 30 779 | 23 412 | -23,94 | 342 324 | 163 526 | -52,23 |
| CAMBODIA | 21 730 | 19 682 | -9,42 | 115 245 | 168 708 | 46,39 |
| BRUNEI DARUSSALAM | 110 163 | 174 624 | 58,51 | 486 348 | 595 597 | 22,46 |
| LAO PEOPLE'S DEM. REP. | 300 | 0 | -100,00 | 4 314 | 0 | -100,00 |
| VIET NAM | 271 730 | 411 675 | 51,50 | 1 962 574 | 3 317 122 | 69,02 |
| MALDIVES | 36 449 | 62 586 | 71,71 | 156 112 | 242 104 | 55,08 |
| INDIA | 179 098 | 399 535 | 123,08 | 991 815 | 1 590 610 | 60,37 |
| PAKISTAN | 76 629 | 309 650 | 304,09 | 573 047 | 1 172 562 | 104,62 |
| BANGLADESH | 33 184 | 50 032 | 50,77 | 195 364 | 212 053 | 8,54 |
| SRI LANKA | 72 073 | 55 032 | -23,64 | 220 688 | 126 303 | -42,77 |
| AFGHANISTAN | 47 558 | 17 156 | -63,93 | 75 400 | 27 200 | -63,93 |

TABEL 5. PERKEMBANGAN EKSPOR INDONESIA MENURUT KOMODITI DAN NEGARA TUJUAN

| JENIS BARANG | BERAT BERSIH (KG) | | PERUB | NILAI FOB (US \$) | | PERUB |
|------------------------------|-------------------|--------------|------------|-------------------|--------------|-----------|
| | JAN-FEB 2012 | JAN-FEB 2013 | % | JAN-FEB 2012 | JAN-FEB 2013 | % |
| | (1) | (2) | (3) | (4) | (5) | (6) |
| IRAN (ISLAMIC REPUBLIC OF) | 14 630 | 24 212 | 65,50 | 66 728 | 153 580 | 130,16 |
| SAUDI ARABIA | 58 875 | 104 192 | 76,97 | 128 078 | 274 981 | 114,70 |
| JORDAN | 7 607 | 18 117 | 138,16 | 32 250 | 85 701 | 165,74 |
| YEMEN | 422 376 | 201 670 | -52,25 | 1 012 089 | 471 017 | -53,46 |
| TURKEY | 4 351 | 1 124 | -74,17 | 89 627 | 28 915 | -67,74 |
| UNITED ARAB EMIRATES | 1 712 964 | 2 113 996 | 23,41 | 4 963 730 | 7 131 412 | 43,67 |
| QATAR | 3 639 | 5 564 | 52,90 | 38 394 | 28 616 | -25,47 |
| BAHRAIN | 2 | 2 960 | 147 900,00 | 20 | 13 630 | 68 050,00 |
| CYPRUS | 0 | 1 558 | - | 0 | 28 075 | - |
| EGYPT | 1 402 | 3 423 | 144,15 | 26 777 | 77 901 | 190,93 |
| LIBYAN ARAB JAMAHIRIYA | 43 100 | 95 193 | 120,87 | 182 503 | 418 944 | 129,55 |
| MOROCCO | 538 | 3 993 | 642,19 | 13 853 | 26 485 | 91,19 |
| ALGERIA | 0 | 11 612 | - | 0 | 34 983 | - |
| SUDAN | 0 | 8 160 | - | 0 | 31 000 | - |
| ETHIOPIA | 34 308 | 0 | -100,00 | 67 757 | 0 | -100,00 |
| TANZANIA, UNITED REP. OF | 37 175 | 102 541 | 175,83 | 121 695 | 267 731 | 120,00 |
| MADAGASCAR | 10 850 | 67 549 | 522,57 | 589 | 95 510 | 16 115,62 |
| SOMALIA | 25 200 | 8 057 | -68,03 | 43 680 | 15 818 | -63,79 |
| KENYA | 305 123 | 559 348 | 83,32 | 701 122 | 1 335 164 | 90,43 |
| TOGO | 9 155 | 39 947 | 336,34 | 46 014 | 67 266 | 46,19 |
| GHANA | 142 630 | 204 618 | 43,46 | 486 546 | 662 991 | 36,26 |
| ANGOLA | 18 229 | 25 200 | 38,24 | 88 640 | 35 516 | -59,93 |
| CAMEROON | 60 | 34 045 | 56 641,67 | 61 | 46 551 | 76 213,11 |
| NIGERIA | 176 151 | 130 760 | -25,77 | 1 720 022 | 1 865 875 | 8,48 |
| GABON | 8 | 0 | -100,00 | 178 | 0 | -100,00 |
| COTE D'IVOIRE | 26 428 | 0 | -100,00 | 68 436 | 0 | -100,00 |
| SENEGAL | 112 142 | 160 140 | 42,80 | 120 062 | 172 864 | 43,98 |
| BENIN | 20 295 | 1 176 | -94,21 | 60 088 | 21 732 | -63,83 |
| SEYCHELLES | 3 037 | 0 | -100,00 | 13 356 | 0 | -100,00 |
| UGANDA | 97 777 | 6 053 | -93,81 | 217 496 | 17 186 | -92,10 |
| DJIBOUTI | 34 060 | 165 240 | 385,14 | 56 700 | 294 500 | 419,40 |
| SAO TOME AND PRINCIPE | 0 | 7 596 | - | 0 | 26 626 | - |
| SOUTH AFRICA | 36 911 | 3 288 | -91,09 | 186 526 | 70 133 | -62,40 |
| MALAWI | 0 | 200 | - | 0 | 1 195 | - |
| MAURITIUS | 41 968 | 26 334 | -37,25 | 98 283 | 105 004 | 6,84 |
| AUSTRALIA | 106 569 | 214 920 | 101,67 | 433 159 | 529 297 | 22,19 |
| NEW ZEALAND | 4 384 | 26 122 | 495,85 | 30 502 | 137 581 | 351,06 |
| MICRONESIA, FED. STATES OF | 918 | 0 | -100,00 | 5 089 | 0 | -100,00 |
| GUAM | 75 | 2 | -97,33 | 1 419 | 8 | -99,44 |
| NAURU | 1 047 | 915 | -12,61 | 10 809 | 9 326 | -13,72 |
| NEW CALEDONIA | 18 | 261 | 1 350,00 | 230 | 438 | 90,43 |
| NORTHERN MARIANA ISLANDS | 0 | 1 326 | - | 0 | 11 423 | - |
| VANUATU | 9 594 | 4 942 | -48,49 | 69 595 | 18 039 | -74,08 |
| FIJI | 56 681 | 1 440 | -97,46 | 211 589 | 2 648 | -98,75 |
| KIRIBATI | 7 388 | 708 | -90,42 | 40 171 | 3 859 | -90,39 |
| SAMOA | 47 | 7 273 | 15 374,47 | 1 137 | 24 912 | 2 091,03 |
| SOLOMON ISLANDS | 1 655 | 2 995 | 80,97 | 8 070 | 25 276 | 213,21 |
| TONGA | 1 224 | 1 481 | 21,00 | 12 788 | 7 249 | -43,31 |
| EAST TIMOR | 335 364 | 397 377 | 18,49 | 557 855 | 661 554 | 18,59 |
| UNITED STATES | 61 520 | 39 592 | -35,64 | 318 661 | 391 682 | 22,91 |
| CANADA | 100 | 688 | 588,00 | 214 | 6 517 | 2 945,33 |
| MEXICO | 40 | 10 | -75,00 | 623 | 53 | -91,49 |
| SURINAME | 1 338 | 0 | -100,00 | 5 110 | 0 | -100,00 |
| CHILE | 5 | 0 | -100,00 | 14 | 0 | -100,00 |
| ARGENTINA | 33 | 12 | -63,64 | 194 | 63 | -67,53 |
| BRAZIL | 100 | 3 825 | 3 725,00 | 10 857 | 130 345 | 1 100,56 |
| COLOMBIA | 39 788 | 5 515 | -86,14 | 262 326 | 53 697 | -79,53 |
| DOMINICAN REPUBLIC | 0 | 20 175 | - | 0 | 43 965 | - |
| HAITI | 47 520 | 590 | -98,76 | 85 795 | 1 881 | -97,81 |
| BARBADOS | 839 | 978 | 16,57 | 1 193 | 2 152 | 80,39 |
| CAPE VERDE | 4 898 | 0 | -100,00 | 18 864 | 0 | -100,00 |
| FRENCH POLYNESIA | 65 | 300 | 361,54 | 68 | 1 174 | 1 626,47 |
| MARTINIQUE | 0 | 13 | - | 0 | 83 | - |
| UNITED KINGDOM | 35 404 | 34 129 | -3,60 | 383 384 | 388 403 | 1,31 |
| NETHERLANDS | 1 974 | 36 336 | 1 740,73 | 35 745 | 460 008 | 1 186,92 |
| FRANCE | 11 678 | 1 599 | -86,31 | 163 665 | 19 665 | -87,98 |
| GERMANY, FED. REP. OF | 3 569 | 11 050 | 209,61 | 98 638 | 604 071 | 512,41 |
| BELGIUM | 36 533 | 339 | -99,07 | 112 552 | 3 160 | -97,19 |
| SWITZERLAND | 16 098 | 10 123 | -37,12 | 703 852 | 491 359 | -30,19 |
| DENMARK | 0 | 100 | - | 0 | 122 | - |
| NORWAY | 0 | 28 | - | 0 | 515 | - |
| ITALY | 0 | 850 | - | 0 | 1 474 | - |
| SPAIN | 2 006 | 0 | -100,00 | 4 520 | 0 | -100,00 |
| PORTUGAL | 0 | 205 | - | 0 | 4 372 | - |
| GREECE | 0 | 1 | - | 0 | 4 | - |
| THE DEMOCRATIC REPUBLIC OF 1 | 18 934 | 42 279 | 123,30 | 96 792 | 57 889 | -40,19 |
| POLAND | 0 | 8 806 | - | 0 | 27 090 | - |

TABEL 5. PERKEMBANGAN EKSPOR INDONESIA MENURUT KOMODITI DAN NEGARA TUJUAN

| JENIS BARANG | BERAT BERSIH (KG) | | PERUB | NILAI FOB (US \$) | | PERUB |
|-----------------------------|----------------------|----------------------|---------------|----------------------|----------------------|---------------|
| | JAN-FEB 2012 | JAN-FEB 2013 | % | JAN-FEB 2012 | JAN-FEB 2013 | % |
| (1) | (2) | (3) | (4) | (5) | (6) | (7) |
| KAZAKHSTAN | 19 694 | 22 879 | 16,17 | 81 510 | 77 536 | -4,88 |
| TURKMENISTAN | 0 | 1 008 | - | 0 | 7 056 | - |
| UKRAINE | 13 649 | 15 723 | 15,20 | 337 364 | 388 411 | 15,13 |
| UZBEKISTAN | 0 | 123 | - | 0 | 1 030 | - |
| MALTA | 16 173 | 0 | -100,00 | 20 443 | 0 | -100,00 |
| CZECH REPUBLIC | 1 | 7 | 600,00 | 20 | 138 | 590,00 |
| RUSSIA FEDERATION | 8 177 | 14 964 | 83,00 | 79 083 | 225 905 | 185,66 |
| SERBIA | 200 | 0 | -100,00 | 93 | 0 | -100,00 |
| ROTAN OLAHAN | 52 677 | 19 441 | -63,09 | 138 116 | 21 323 | -84,56 |
| JAPAN | 965 | 0 | -100,00 | 3 586 | 0 | -100,00 |
| HONG KONG | 451 | 305 | -32,37 | 475 | 153 | -67,79 |
| CHINA | 13 000 | 0 | -100,00 | 56 101 | 0 | -100,00 |
| SINGAPORE | 5 559 | 14 434 | 159,65 | 10 820 | 8 719 | -19,42 |
| SRI LANKA | 7 290 | 1 350 | -81,48 | 25 253 | 4 725 | -81,29 |
| KENYA | 100 | 0 | -100,00 | 122 | 0 | -100,00 |
| AUSTRALIA | 575 | 200 | -65,22 | 1 551 | 436 | -71,89 |
| UNITED STATES | 2 530 | 1 232 | -51,30 | 1 071 | 3 444 | 221,57 |
| ARGENTINA | 10 | 0 | -100,00 | 11 | 0 | -100,00 |
| FRANCE | 300 | 0 | -100,00 | 424 | 0 | -100,00 |
| GERMANY, FED. REP. OF | 19 740 | 400 | -97,97 | 35 139 | 3 243 | -90,77 |
| ITALY | 1 642 | 1 520 | -7,43 | 3 443 | 603 | -82,49 |
| SPAIN | 515 | 0 | -100,00 | 120 | 0 | -100,00 |
| -MINYAK KELAPA SAWIT | 4 185 588 591 | 3 315 049 244 | -20,80 | 3 112 042 004 | 2 668 214 517 | -14,26 |
| JAPAN | 14 635 938 | 16 215 690 | 10,79 | 11 306 791 | 12 885 592 | 13,96 |
| HONG KONG | 50 191 | 16 833 | -66,46 | 45 128 | 18 135 | -59,81 |
| KOREA, REPUBLIC OF | 11 714 100 | 15 022 310 | 28,24 | 9 302 563 | 11 736 471 | 26,16 |
| TAIWAN | 8 269 440 | 97 012 | -98,83 | 6 372 780 | 85 876 | -98,65 |
| CHINA | 495 443 322 | 526 011 441 | 6,17 | 373 186 356 | 418 657 816 | 12,18 |
| MONGOLIA | 40 320 | 0 | -100,00 | 41 126 | 0 | -100,00 |
| PAPUA NEW GUINEA | 1 147 687 | 2 908 866 | 153,45 | 1 100 227 | 2 810 153 | 155,42 |
| THAILAND | 0 | 5 909 942 | - | 0 | 4 609 754 | - |
| SINGAPORE | 113 887 706 | 149 692 643 | 31,44 | 86 454 314 | 121 412 626 | 40,44 |
| PHILIPPINES | 4 407 949 | 20 818 661 | 372,30 | 3 592 054 | 18 516 291 | 415,48 |
| MALAYSIA | 185 823 213 | 31 146 654 | -83,24 | 128 936 933 | 24 061 798 | -81,34 |
| MYANMAR | 20 482 012 | 41 069 160 | 100,51 | 17 385 274 | 35 843 988 | 106,17 |
| CAMBODIA | 42 000 | 126 000 | 200,00 | 37 216 | 108 437 | 191,37 |
| BRUNEI DARUSSALAM | 274 553 | 144 679 | -47,30 | 314 565 | 160 922 | -48,84 |
| VIET NAM | 12 729 334 | 14 786 765 | 16,16 | 9 894 230 | 12 286 229 | 24,18 |
| MALDIVES | 127 697 | 171 972 | 34,67 | 140 624 | 193 790 | 37,81 |
| INDIA | 1 423 521 855 | 594 553 915 | -58,23 | 1 037 749 076 | 470 260 987 | -54,68 |
| PAKISTAN | 296 088 942 | 87 354 388 | -70,50 | 213 906 679 | 69 215 795 | -67,64 |
| BANGLADESH | 113 279 407 | 147 190 286 | 29,94 | 82 868 791 | 116 401 478 | 40,46 |
| SRI LANKA | 12 538 992 | 2 620 428 | -79,10 | 9 582 786 | 2 258 953 | -76,43 |
| AFGHANISTAN | 3 380 666 | 7 655 461 | 126,45 | 3 171 319 | 7 249 303 | 128,59 |
| IRAQ | 41 472 | 174 960 | 321,88 | 38 938 | 158 339 | 306,64 |
| IRAN (ISLAMIC REPUBLIC OF) | 15 293 288 | 19 626 998 | 28,34 | 11 929 155 | 16 135 574 | 35,26 |
| SAUDI ARABIA | 40 130 206 | 31 921 361 | -20,46 | 30 885 774 | 26 083 016 | -15,55 |
| ISRAEL | 901 768 | 6 383 179 | 607,85 | 823 687 | 5 290 819 | 542,33 |
| JORDAN | 1 574 616 | 3 944 645 | 150,51 | 1 364 896 | 3 365 546 | 146,58 |
| LEBANON | 0 | 189 000 | - | 0 | 160 125 | - |
| YEMEN | 8 468 852 | 8 571 136 | 1,21 | 7 674 935 | 8 074 771 | 5,21 |
| OMAN | 9 922 261 | 19 456 614 | 96,09 | 7 590 614 | 15 866 250 | 109,02 |
| SYRIA ARAB REPUBLIC | 0 | 163 008 | - | 0 | 150 836 | - |
| TURKEY | 63 549 132 | 50 936 826 | -19,85 | 46 649 678 | 39 419 473 | -15,50 |
| UNITED ARAB EMIRATES | 30 538 032 | 24 923 599 | -18,39 | 24 210 257 | 20 075 103 | -17,08 |
| BAHRAIN | 23 742 | 0 | -100,00 | 22 080 | 0 | -100,00 |
| EGYPT | 211 581 427 | 100 201 794 | -52,64 | 155 495 023 | 79 767 662 | -48,70 |
| TUNISIA | 10 112 294 | 10 499 768 | 3,83 | 8 477 488 | 8 421 287 | -0,66 |
| ALGERIA | 11 111 250 | 13 252 860 | 19,27 | 8 017 294 | 10 028 158 | 25,08 |
| SUDAN | 0 | 132 366 | - | 0 | 126 993 | - |
| ERITREA | 0 | 85 101 | - | 0 | 82 704 | - |
| NAMIBIA | 0 | 16 647 | - | 0 | 20 340 | - |
| TANZANIA, UNITED REP. OF | 30 681 266 | 11 460 019 | -62,65 | 23 830 301 | 10 232 229 | -57,06 |
| MADAGASCAR | 6 892 588 | 2 671 898 | -61,24 | 6 558 378 | 2 488 995 | -62,05 |
| SOMALIA | 1 760 022 | 2 810 187 | 59,67 | 1 581 383 | 2 483 736 | 57,06 |
| KENYA | 59 065 760 | 29 391 121 | -50,24 | 44 878 994 | 24 938 049 | -44,43 |
| MOZAMBIQUE | 12 706 660 | 16 245 001 | 27,85 | 9 724 653 | 13 261 015 | 36,36 |
| EQUATORIAL GUINEA | 218 101 | 453 971 | 108,15 | 217 270 | 479 809 | 120,84 |
| TOGO | 24 747 544 | 19 260 595 | -22,17 | 18 748 110 | 15 742 197 | -16,03 |
| GHANA | 17 256 651 | 26 712 297 | 54,79 | 13 431 435 | 22 342 667 | 66,35 |
| LIBERIA | 1 772 244 | 1 140 720 | -35,63 | 1 484 091 | 1 029 913 | -30,60 |
| GUINEA | 20 057 749 | 11 762 216 | -41,36 | 15 928 156 | 9 600 575 | -39,73 |
| ANGOLA | 8 684 417 | 16 284 519 | 87,51 | 8 151 739 | 16 108 603 | 97,61 |
| CONGO | 1 752 494 | 1 099 606 | -37,25 | 1 543 184 | 1 045 294 | -32,26 |
| CAMEROON | 95 112 | 1 914 935 | 1 913,35 | 86 418 | 1 774 343 | 1 953,21 |

TABEL 5. PERKEMBANGAN EKSPOR INDONESIA MENURUT KOMODITI DAN NEGARA TUJUAN

| JENIS BARANG | BERAT BERSIH (KG) | | PERUB | NILAI FOB (US \$) | | PERUB |
|----------------------------------|--------------------|--------------------|---------------|--------------------|--------------------|-------------|
| | JAN-FEB 2012 | JAN-FEB 2013 | % | JAN-FEB 2012 | JAN-FEB 2013 | % |
| | (1) | (2) | (3) | (4) | (5) | (6) |
| NIGERIA | 0 | 43 796 928 | - | 0 | 35 827 196 | - |
| SIERRA LEONE | 2 912 852 | 4 588 217 | 57,52 | 2 607 314 | 4 122 376 | 58,11 |
| GABON | 1 450 088 | 819 200 | -43,51 | 1 450 975 | 842 566 | -41,93 |
| COTE D'IVOIRE | 174 812 | 16 686 775 | 9 445,55 | 159 184 | 13 958 958 | 8 669,07 |
| SENEGAL | 3 693 222 | 6 603 156 | 78,79 | 3 328 195 | 6 104 120 | 83,41 |
| MAURITANIA | 12 921 733 | 13 107 829 | 1,44 | 11 214 208 | 11 987 386 | 6,89 |
| BENIN | 1 305 762 | 19 962 629 | 1 428,81 | 1 330 092 | 18 049 408 | 1 257,00 |
| BURKINA FASO | 143 640 | 361 800 | 151,88 | 128 260 | 316 756 | 146,96 |
| GUINEA BISSAU | 465 719 | 138 684 | -70,22 | 422 475 | 136 119 | -67,78 |
| GAMBIA | 7 031 546 | 6 678 036 | -5,03 | 6 172 875 | 6 058 450 | -1,85 |
| SEYCHELLES | 0 | 19 067 | - | 0 | 19 160 | - |
| UGANDA | 0 | 239 400 | - | 0 | 215 879 | - |
| DJIBOUTI | 36 560 527 | 37 313 999 | 2,06 | 32 535 320 | 34 791 995 | 6,94 |
| SAO TOME AND PRINCIPE | 97 578 | 169 835 | 74,05 | 95 850 | 201 046 | 109,75 |
| SOUTH AFRICA | 16 616 390 | 45 513 441 | 173,91 | 12 338 329 | 37 625 966 | 204,95 |
| ZIMBABWE | 0 | 18 720 | - | 0 | 19 552 | - |
| COMOROS | 226 516 | 281 430 | 24,24 | 215 149 | 303 550 | 41,09 |
| MAURITIUS | 173 880 | 630 100 | 262,38 | 144 760 | 536 322 | 270,49 |
| RWANDA | 0 | 239 400 | - | 0 | 215 879 | - |
| AUSTRALIA | 124 000 | 15 042 560 | 12 031,10 | 81 170 | 11 833 019 | 14 478,07 |
| MICRONESIA, FED. STATES OF | 34 885 | 0 | -100,00 | 38 982 | 0 | -100,00 |
| NAURU | 1 910 | 0 | -100,00 | 3 176 | 0 | -100,00 |
| NORTHERN MARIANA ISLANDS | 0 | 5 502 | - | 0 | 7 532 | - |
| VANUATU | 53 243 | 92 548 | 73,82 | 58 133 | 102 916 | 77,04 |
| COOK ISLANDS | 19 910 | 0 | -100,00 | 21 339 | 0 | -100,00 |
| FIJI | 41 400 | 0 | -100,00 | 37 156 | 0 | -100,00 |
| KIRIBATI | 0 | 17 216 | - | 0 | 20 171 | - |
| SAMOA | 154 274 | 327 055 | 112,00 | 168 952 | 368 337 | 118,01 |
| SOLOMON ISLANDS | 271 406 | 160 369 | -40,91 | 317 370 | 179 232 | -43,53 |
| TONGA | 51 144 | 18 702 | -63,43 | 53 310 | 20 842 | -60,90 |
| EAST TIMOR | 1 236 106 | 1 232 190 | -0,32 | 1 388 234 | 1 346 868 | -2,98 |
| UNITED STATES | 9 175 752 | 68 623 984 | 647,88 | 7 006 477 | 53 599 783 | 665,00 |
| CANADA | 9 120 | 0 | -100,00 | 9 102 | 0 | -100,00 |
| MEXICO | 4 499 866 | 22 999 817 | 411,12 | 2 969 912 | 17 962 362 | 504,81 |
| NICARAGUA | 4 999 886 | 0 | -100,00 | 4 859 889 | 0 | -100,00 |
| PANAMA | 0 | 33 440 | - | 0 | 38 481 | - |
| CUBA | 0 | 86 400 | - | 0 | 83 808 | - |
| SURINAME | 71 226 | 0 | -100,00 | 65 243 | 0 | -100,00 |
| BRAZIL | 23 499 334 | 29 362 465 | 24,95 | 17 491 931 | 23 010 133 | 31,55 |
| COLOMBIA | 5 000 000 | 0 | -100,00 | 3 762 500 | 0 | -100,00 |
| URUGUAY | 1 155 000 | 231 000 | -80,00 | 1 028 265 | 198 240 | -80,72 |
| PERU | 0 | 17 219 930 | - | 0 | 13 848 324 | - |
| GUYANA | 82 800 | 38 010 | -54,09 | 82 793 | 42 875 | -48,21 |
| TRINIDAD AND TOBAGO | 88 066 | 88 066 | 0,00 | 79 691 | 81 944 | 2,83 |
| JAMAICA | 0 | 1 520 700 | - | 0 | 1 241 760 | - |
| HAITI | 9 201 921 | 13 124 184 | 42,62 | 7 290 574 | 11 180 777 | 53,36 |
| CAPE VERDE | 111 510 | 0 | -100,00 | 105 341 | 0 | -100,00 |
| FRENCH POLYNESIA | 16 194 | 16 839 | 3,98 | 17 994 | 19 775 | 9,90 |
| GRENADA | 17 738 | 0 | -100,00 | 19 441 | 0 | -100,00 |
| UNITED KINGDOM | 0 | 7 999 867 | - | 0 | 6 093 649 | - |
| NETHERLANDS | 266 232 157 | 238 032 906 | -10,59 | 197 882 955 | 188 481 829 | -4,75 |
| GERMANY, FED. REP. OF | 47 182 816 | 43 994 869 | -6,76 | 34 481 887 | 36 049 293 | 4,55 |
| BELGIUM | 0 | 10 499 944 | - | 0 | 8 273 956 | - |
| DENMARK | 2 040 000 | 0 | -100,00 | 1 336 200 | 0 | -100,00 |
| ITALY | 141 917 791 | 262 691 973 | 85,10 | 111 896 235 | 208 763 943 | 86,57 |
| SPAIN | 113 073 108 | 105 327 061 | -6,85 | 80 932 337 | 83 640 324 | 3,35 |
| PORTUGAL | 0 | 1 209 956 | - | 0 | 992 183 | - |
| GREECE | 5 577 802 | 4 478 321 | -19,71 | 4 089 853 | 3 470 098 | -15,15 |
| THE DEMOCRATIC REPUBLIC OF T | 748 512 | 4 378 140 | 484,91 | 658 316 | 3 991 752 | 506,36 |
| ROMANIA | 86 756 | 480 417 | 453,76 | 73 440 | 422 306 | 475,04 |
| BULGARIA | 231 498 | 168 156 | -27,36 | 196 870 | 145 008 | -26,34 |
| UKRAINE | 105 185 881 | 71 791 480 | -31,75 | 76 670 714 | 57 500 602 | -25,00 |
| LATVIA | 10 944 | 0 | -100,00 | 9 434 | 0 | -100,00 |
| ESTONIA | 0 | 120 000 | - | 0 | 108 970 | - |
| GEORGIA | 4 750 000 | 11 414 880 | 140,31 | 3 569 750 | 8 829 820 | 147,35 |
| CROATIA | 213 168 | 263 736 | 23,72 | 186 468 | 231 962 | 24,40 |
| RUSSIA FEDERATION | 47 799 080 | 89 448 200 | 87,13 | 36 204 429 | 71 043 037 | 96,23 |
| MONTENEGRO | 23 850 | 139 662 | 485,58 | 20 392 | 127 107 | 523,32 |
| -MINYAK BIJI KELAPA SAWIT | 322 260 439 | 234 112 815 | -27,35 | 234 849 800 | 249 701 475 | 6,32 |
| JAPAN | 2 462 476 | 6 060 331 | 146,11 | 1 790 057 | 6 447 590 | 260,19 |
| TAIWAN | 203 862 | 0 | -100,00 | 151 877 | 0 | -100,00 |
| CHINA | 88 500 864 | 69 531 783 | -21,43 | 62 861 790 | 73 455 677 | 16,85 |
| THAILAND | 16 000 000 | 10 949 443 | -31,57 | 10 916 925 | 11 691 917 | 7,10 |
| SINGAPORE | 674 915 | 1 299 942 | 92,61 | 529 808 | 1 182 947 | 123,28 |
| PHILIPPINES | 0 | 4 499 881 | - | 0 | 4 503 279 | - |
| MALAYSIA | 41 229 797 | 12 007 644 | -70,88 | 29 208 736 | 13 077 332 | -55,23 |

TABEL 5. PERKEMBANGAN EKSPOR INDONESIA MENURUT KOMODITI DAN NEGARA TUJUAN

| JENIS BARANG | BERAT BERSIH (KG) | | PERUB | NILAI FOB (US \$) | | PERUB |
|----------------------------|--------------------|--------------------|--------------|--------------------|--------------------|--------------|
| | JAN-FEB 2012 | JAN-FEB 2013 | % | JAN-FEB 2012 | JAN-FEB 2013 | % |
| (1) | (2) | (3) | (4) | (5) | (6) | (7) |
| INDIA | 59 731 198 | 10 657 357 | -82,16 | 43 136 113 | 11 777 290 | -72,70 |
| PAKISTAN | 2 047 537 | 1 420 736 | -30,61 | 1 459 986 | 1 284 963 | -11,99 |
| BANGLADESH | 0 | 709 370 | - | 0 | 667 940 | - |
| SRI LANKA | 3 679 816 | 200 000 | -94,56 | 2 635 472 | 212 026 | -91,95 |
| IRAN (ISLAMIC REPUBLIC OF) | 503 010 | 0 | -100,00 | 389 287 | 0 | -100,00 |
| ISRAIL | 210 000 | 729 854 | 247,55 | 168 000 | 810 138 | 382,23 |
| JORDAN | 0 | 129 480 | - | 0 | 149 477 | - |
| OMAN | 0 | 21 000 | - | 0 | 24 675 | - |
| TURKEY | 10 474 880 | 11 500 659 | 9,79 | 7 401 241 | 11 924 713 | 61,12 |
| EGYPT | 1 000 819 | 1 000 000 | -0,08 | 690 565 | 950 000 | 37,57 |
| TUNISIA | 0 | 599 882 | - | 0 | 627 324 | - |
| TANZANIA, UNITED REP. OF | 0 | 650 029 | - | 0 | 689 031 | - |
| KENYA | 250 000 | 353 000 | 41,20 | 172 500 | 404 132 | 134,28 |
| MOZAMBIQUE | 200 000 | 0 | -100,00 | 142 000 | 0 | -100,00 |
| SOUTH AFRICA | 321 870 | 3 699 260 | 1 049,30 | 232 683 | 3 965 208 | 1 604,12 |
| TONGA | 2 000 | 0 | -100,00 | 2 160 | 0 | -100,00 |
| UNITED STATES | 1 000 096 | 11 942 880 | 1 094,17 | 695 067 | 13 244 502 | 1 805,50 |
| MEXICO | 1 000 000 | 2 999 963 | 200,00 | 745 000 | 3 218 960 | 332,08 |
| CHILE | 0 | 126 000 | - | 0 | 152 133 | - |
| ARGENTINA | 328 050 | 193 350 | -41,06 | 265 722 | 224 955 | -15,34 |
| BRAZIL | 8 014 816 | 25 037 212 | 212,39 | 6 489 491 | 27 173 064 | 318,72 |
| URUGUAY | 0 | 252 000 | - | 0 | 289 438 | - |
| PERU | 0 | 1 009 970 | - | 0 | 1 086 223 | - |
| NETHERLANDS | 67 849 865 | 36 129 593 | -46,75 | 51 380 746 | 36 722 293 | -28,53 |
| GERMANY, FED. REP. OF | 1 500 000 | 0 | -100,00 | 1 065 000 | 0 | -100,00 |
| SWITZERLAND | 5 | 0 | -100,00 | 111 | 0 | -100,00 |
| ITALY | 5 771 760 | 2 000 000 | -65,35 | 5 208 113 | 2 090 000 | -59,87 |
| SPAIN | 1 000 906 | 1 999 886 | 99,81 | 1 081 984 | 2 261 850 | 109,05 |
| GREECE | 4 530 027 | 499 884 | -88,97 | 3 012 768 | 536 292 | -82,20 |
| UKRAINE | 1 021 870 | 5 453 210 | 433,65 | 801 148 | 6 227 115 | 677,27 |
| GEORGIA | 250 000 | 799 860 | 219,94 | 168 750 | 874 597 | 418,28 |
| RUSSIA FEDERATION | 2 500 000 | 9 649 356 | 285,97 | 2 046 700 | 11 754 394 | 474,31 |
| -MINYAK NABATI LAIN | 168 845 513 | 153 938 732 | -8,83 | 129 438 776 | 180 998 972 | 39,83 |
| JAPAN | 177 534 | 151 917 | -14,43 | 369 356 | 472 982 | 28,06 |
| HONG KONG | 14 451 | 8 300 | -42,56 | 17 898 | 35 856 | 100,34 |
| KOREA, REPUBLIC OF | 14 061 382 | 16 913 228 | 20,28 | 11 214 112 | 19 249 487 | 71,65 |
| TAIWAN | 874 288 | 389 562 | -55,44 | 718 046 | 365 429 | -49,11 |
| CHINA | 42 930 714 | 25 651 920 | -40,25 | 32 935 854 | 30 769 711 | -6,58 |
| THAILAND | 773 300 | 3 582 580 | 363,28 | 689 817 | 3 721 619 | 439,51 |
| SINGAPORE | 5 444 | 8 307 509 | 152 499,36 | 5 441 | 7 967 420 | 146 333,01 |
| PHILIPPINES | 129 500 | 310 500 | 139,77 | 111 212 | 298 368 | 168,29 |
| MALAYSIA | 23 873 428 | 22 164 249 | -7,16 | 16 925 875 | 26 485 867 | 56,48 |
| VIET NAM | 30 863 | 124 000 | 301,78 | 31 944 | 115 092 | 260,29 |
| MALDIVES | 180 | 0 | -100,00 | 1 061 | 0 | -100,00 |
| INDIA | 1 220 000 | 332 060 | -72,78 | 888 000 | 270 516 | -69,54 |
| PAKISTAN | 337 110 | 305 170 | -9,47 | 278 417 | 312 224 | 12,14 |
| BANGLADESH | 633 630 | 684 000 | 7,95 | 582 941 | 815 968 | 39,97 |
| SRI LANKA | 143 000 | 234 500 | 63,99 | 97 260 | 248 230 | 155,22 |
| IRAN (ISLAMIC REPUBLIC OF) | 231 890 | 0 | -100,00 | 257 928 | 0 | -100,00 |
| SAUDI ARABIA | 6 100 000 | 88 000 | -98,56 | 4 598 750 | 124 520 | -97,29 |
| ISRAIL | 126 990 | 115 480 | -9,06 | 138 232 | 214 029 | 54,83 |
| LEBANON | 0 | 43 360 | - | 0 | 54 634 | - |
| SYRIA ARAB REPUBLIC | 0 | 151 760 | - | 0 | 183 453 | - |
| TURKEY | 761 920 | 928 336 | 21,84 | 599 899 | 1 141 119 | 90,22 |
| UNITED ARAB EMIRATES | 90 | 98 124 | 108 926,67 | 672 | 148 719 | 22 030,80 |
| EGYPT | 5 459 594 | 667 200 | -87,78 | 4 126 091 | 835 877 | -79,74 |
| TUNISIA | 1 101 000 | 399 922 | -63,68 | 893 144 | 498 204 | -44,22 |
| ALGERIA | 506 000 | 132 000 | -73,91 | 506 880 | 188 760 | -62,76 |
| MADAGASCAR | 37 240 | 0 | -100,00 | 36 123 | 0 | -100,00 |
| NIGERIA | 19 390 | 0 | -100,00 | 27 215 | 0 | -100,00 |
| GABON | 17 640 | 0 | -100,00 | 19 326 | 0 | -100,00 |
| SENEGAL | 84 000 | 44 000 | -47,62 | 109 200 | 62 700 | -42,58 |
| SOUTH AFRICA | 146 494 | 61 000 | -58,36 | 154 390 | 83 185 | -46,12 |
| MAURITIUS | 0 | 37 240 | - | 0 | 52 694 | - |
| AUSTRALIA | 16 000 | 2 578 | -83,89 | 14 496 | 15 252 | 5,22 |
| NEW ZEALAND | 128 153 | 15 500 | -87,91 | 132 361 | 14 415 | -89,11 |
| SAMOA | 216 | 0 | -100,00 | 537 | 0 | -100,00 |
| CHRISTMAS ISLANDS | 0 | 19 | - | 0 | 38 | - |
| EAST TIMOR | 738 | 7 764 | 952,03 | 13 065 | 18 904 | 44,69 |
| UNITED STATES | 20 716 251 | 22 250 302 | 7,41 | 15 715 432 | 26 392 983 | 67,94 |
| CANADA | 428 920 | 13 300 | -96,90 | 383 909 | 19 804 | -94,84 |
| MEXICO | 108 500 | 41 600 | -61,66 | 96 023 | 61 048 | -36,42 |
| CHILE | 346 500 | 0 | -100,00 | 296 406 | 0 | -100,00 |
| ARGENTINA | 15 500 | 43 740 | 182,19 | 13 978 | 57 409 | 310,71 |
| URUGUAY | 0 | 108 000 | - | 0 | 143 640 | - |
| TRINIDAD AND TOBAGO | 0 | 129 000 | - | 0 | 158 242 | - |

TABEL 5. PERKEMBANGAN EKSPOR INDONESIA MENURUT KOMODITI DAN NEGARA TUJUAN

| JENIS BARANG | BERAT BERSIH (KG) | | PERUB | NILAI FOB (US \$) | | PERUB |
|----------------------------|-------------------|-------------------|--------------|-------------------|-------------------|-------------|
| | JAN-FEB 2012 | JAN-FEB 2013 | % | JAN-FEB 2012 | JAN-FEB 2013 | % |
| (1) | (2) | (3) | (4) | (5) | (6) | (7) |
| UNITED KINGDOM | 4 104 | 249 012 | 5 967,54 | 28 728 | 194 652 | 577,57 |
| NETHERLANDS | 22 692 957 | 40 975 332 | 80,56 | 17 426 620 | 49 287 975 | 182,83 |
| FRANCE | 0 | 500 | - | 0 | 6 250 | - |
| GERMANY, FED. REP. OF | 304 120 | 1 372 740 | 351,38 | 385 752 | 1 146 922 | 197,32 |
| BELGIUM | 10 | 3 | -70,00 | 10 | 22 | 120,00 |
| NORWAY | 3 380 | 0 | -100,00 | 4 277 | 0 | -100,00 |
| IRELAND | 82 000 | 0 | -100,00 | 58 600 | 0 | -100,00 |
| SPAIN | 1 995 724 | 0 | -100,00 | 1 546 671 | 0 | -100,00 |
| GREECE | 1 000 469 | 0 | -100,00 | 725 340 | 0 | -100,00 |
| HUNGARY | 4 805 | 35 468 | 638,15 | 6 195 | 52 416 | 746,10 |
| POLAND | 31 000 | 0 | -100,00 | 28 256 | 0 | -100,00 |
| ROMANIA | 240 570 | 363 825 | 51,23 | 217 824 | 502 184 | 130,55 |
| BULGARIA | 332 380 | 21 680 | -93,48 | 296 040 | 27 534 | -90,70 |
| KAZAKHSTAN | 0 | 122 904 | - | 0 | 168 378 | - |
| MOLDOVA, REPUBLIC OF | 0 | 40 000 | - | 0 | 47 200 | - |
| UKRAINE | 18 918 508 | 3 285 300 | -82,63 | 14 063 849 | 4 146 602 | -70,52 |
| UZBEKISTAN | 220 000 | 0 | -100,00 | 239 740 | 0 | -100,00 |
| LITHUANIA | 40 000 | 0 | -100,00 | 51 200 | 0 | -100,00 |
| LATVIA | 10 926 | 0 | -100,00 | 10 161 | 0 | -100,00 |
| GEORGIA | 43 740 | 306 180 | 600,00 | 43 172 | 396 503 | 818,43 |
| CROATIA | 54 000 | 40 320 | -25,33 | 45 687 | 55 137 | 20,68 |
| SLOVENIA | 100 | 27 030 | 26 930,00 | 460 | 33 594 | 7 203,04 |
| RUSSIA FEDERATION | 1 308 870 | 2 560 718 | 95,64 | 1 258 903 | 3 335 205 | 164,93 |
| -STEARIN | 64 326 350 | 63 649 151 | -1,05 | 58 572 050 | 60 382 812 | 3,09 |
| JAPAN | 839 250 | 929 900 | 10,80 | 881 304 | 993 357 | 12,71 |
| HONG KONG | 36 000 | 17 000 | -52,78 | 35 944 | 18 041 | -49,81 |
| KOREA, REPUBLIC OF | 6 683 250 | 8 276 150 | 23,83 | 6 510 231 | 8 204 128 | 26,02 |
| TAIWAN | 4 071 400 | 5 155 500 | 26,63 | 3 748 387 | 5 185 645 | 38,34 |
| CHINA | 20 600 500 | 19 392 851 | -5,86 | 17 679 105 | 18 151 234 | 2,67 |
| THAILAND | 2 325 000 | 1 409 011 | -39,40 | 2 215 295 | 1 440 668 | -34,97 |
| SINGAPORE | 98 000 | 120 275 | 22,73 | 119 570 | 124 024 | 3,73 |
| PHILIPPINES | 685 400 | 553 000 | -19,32 | 629 401 | 555 188 | -11,79 |
| MALAYSIA | 2 951 470 | 2 038 956 | -30,92 | 2 774 645 | 1 638 841 | -40,94 |
| MYANMAR | 157 500 | 85 000 | -46,03 | 143 063 | 87 395 | -38,91 |
| VIET NAM | 918 000 | 965 500 | 5,17 | 905 612 | 993 766 | 9,73 |
| INDIA | 359 000 | 210 000 | -41,50 | 351 163 | 215 991 | -38,49 |
| PAKISTAN | 0 | 12 000 | - | 0 | 12 542 | - |
| BANGLADESH | 1 957 000 | 156 000 | -92,03 | 1 741 213 | 146 694 | -91,58 |
| SRI LANKA | 150 300 | 112 000 | -25,48 | 146 468 | 113 584 | -22,45 |
| IRAN (ISLAMIC REPUBLIC OF) | 1 031 000 | 361 000 | -64,99 | 1 040 885 | 341 725 | -67,17 |
| SAUDI ARABIA | 67 000 | 26 000 | -61,19 | 63 942 | 24 856 | -61,13 |
| ISRAIL | 148 300 | 14 000 | -90,56 | 163 767 | 13 972 | -91,47 |
| JORDAN | 85 000 | 0 | -100,00 | 83 657 | 0 | -100,00 |
| SYRIA ARAB REPUBLIC | 34 000 | 0 | -100,00 | 30 600 | 0 | -100,00 |
| TURKEY | 5 670 000 | 7 232 645 | 27,56 | 4 998 355 | 7 046 824 | 40,98 |
| UNITED ARAB EMIRATES | 93 600 | 84 002 | -10,25 | 93 353 | 85 821 | -8,07 |
| EGYPT | 541 200 | 210 000 | -61,20 | 517 483 | 204 368 | -60,51 |
| ALGERIA | 17 000 | 17 000 | 0,00 | 15 315 | 16 737 | 9,29 |
| TANZANIA, UNITED REP. OF | 0 | 68 000 | - | 0 | 68 880 | - |
| KENYA | 34 500 | 87 000 | 152,17 | 33 252 | 84 900 | 155,32 |
| TOGO | 136 000 | 51 000 | -62,50 | 130 560 | 47 175 | -63,87 |
| GHANA | 17 000 | 36 000 | 111,76 | 15 470 | 35 100 | 126,89 |
| CAMEROON | 52 000 | 17 500 | -66,35 | 47 083 | 17 150 | -63,57 |
| NIGERIA | 211 400 | 70 000 | -66,89 | 194 512 | 70 011 | -64,01 |
| COTE D'IVOIRE | 0 | 142 000 | - | 0 | 140 040 | - |
| SENEGAL | 32 000 | 0 | -100,00 | 31 680 | 0 | -100,00 |
| CENTRAL AFRICAN REPUBLIC | 0 | 17 000 | - | 0 | 18 178 | - |
| NIGER | 90 000 | 0 | -100,00 | 85 500 | 0 | -100,00 |
| DJIBOUTI | 0 | 17 000 | - | 0 | 17 085 | - |
| SOUTH AFRICA | 183 500 | 299 000 | 62,94 | 163 645 | 322 777 | 97,24 |
| RWANDA | 0 | 34 000 | - | 0 | 32 160 | - |
| AUSTRALIA | 127 000 | 32 100 | -74,72 | 119 863 | 33 390 | -72,14 |
| NEW ZEALAND | 17 000 | 0 | -100,00 | 17 340 | 0 | -100,00 |
| UNITED STATES | 1 125 956 | 623 200 | -44,65 | 1 187 192 | 631 037 | -46,85 |
| CANADA | 69 100 | 78 000 | 12,88 | 65 937 | 79 185 | 20,09 |
| MEXICO | 825 100 | 17 000 | -97,94 | 763 563 | 17 680 | -97,68 |
| GUATEMALA | 17 000 | 34 000 | 100,00 | 16 421 | 34 425 | 109,64 |
| NICARAGUA | 51 000 | 136 000 | 166,67 | 45 543 | 137 700 | 202,35 |
| VENEZUELA | 0 | 17 000 | - | 0 | 17 510 | - |
| BRAZIL | 320 000 | 68 000 | -78,75 | 286 710 | 86 156 | -69,95 |
| COLOMBIA | 289 000 | 136 000 | -52,94 | 300 253 | 140 095 | -53,34 |
| URUGUAY | 34 000 | 0 | -100,00 | 31 620 | 0 | -100,00 |
| ECUADOR | 51 500 | 0 | -100,00 | 49 623 | 0 | -100,00 |
| PERU | 162 000 | 34 000 | -79,01 | 155 391 | 33 150 | -78,67 |
| EL SALVADOR | 0 | 17 000 | - | 0 | 16 660 | - |
| COSTA RICA | 0 | 17 000 | - | 0 | 17 000 | - |

TABEL 5. PERKEMBANGAN EKSPOR INDONESIA MENURUT KOMODITI DAN NEGARA TUJUAN

| JENIS BARANG | BERAT BERSIH (KG) | | PERUB | NILAI FOB (US \$) | | PERUB |
|------------------------------|--------------------|--------------------|--------------|----------------------|----------------------|--------------|
| | JAN-FEB 2012 | JAN-FEB 2013 | % | JAN-FEB 2012 | JAN-FEB 2013 | % |
| (1) | (2) | (3) | (4) | (5) | (6) | (7) |
| UNITED KINGDOM | 0 | 67 000 | - | 0 | 67 313 | - |
| NETHERLANDS | 8 953 824 | 11 757 299 | 31,31 | 8 053 274 | 10 186 790 | 26,49 |
| FRANCE | 89 000 | 66 000 | -25,84 | 84 791 | 66 742 | -21,29 |
| GERMANY, FED. REP. OF | 328 000 | 348 000 | 6,10 | 307 280 | 357 046 | 16,20 |
| AUSTRIA | 0 | 15 750 | - | 0 | 17 325 | - |
| BELGIUM | 0 | 24 012 | - | 0 | 26 240 | - |
| ITALY | 50 000 | 16 000 | -68,00 | 46 946 | 16 448 | -64,96 |
| SPAIN | 386 400 | 514 800 | 33,23 | 367 764 | 532 034 | 44,67 |
| GREECE | 48 000 | 190 000 | 295,83 | 47 520 | 183 406 | 285,96 |
| THE DEMOCRATIC REPUBLIC OF 1 | 53 400 | 88 800 | 66,29 | 49 662 | 88 019 | 77,24 |
| POLAND | 301 000 | 262 000 | -12,96 | 259 050 | 247 542 | -4,44 |
| ROMANIA | 0 | 17 000 | - | 0 | 17 415 | - |
| BULGARIA | 50 000 | 48 000 | -4,00 | 49 056 | 47 928 | -2,30 |
| UKRAINE | 88 500 | 123 000 | 38,98 | 80 097 | 114 642 | 43,13 |
| SLOVENIA | 17 500 | 66 900 | 282,29 | 16 360 | 68 165 | 316,66 |
| RUSSIA FEDERATION | 596 500 | 619 000 | 3,77 | 580 334 | 632 912 | 9,06 |
| -ASAM BERLEMAK LAIN | 268 645 026 | 312 809 951 | 16,44 | 195 112 785 | 294 335 612 | 50,85 |
| JAPAN | 1 793 942 | 1 580 020 | -11,92 | 2 064 384 | 2 459 719 | 19,15 |
| KOREA, REPUBLIC OF | 6 322 380 | 12 512 120 | 97,90 | 4 846 686 | 11 260 281 | 132,33 |
| TAIWAN | 472 730 | 30 560 | -93,54 | 392 981 | 75 464 | -80,80 |
| CHINA | 76 060 273 | 78 288 206 | 2,93 | 54 921 276 | 77 009 991 | 40,22 |
| THAILAND | 224 210 | 1 751 830 | 681,33 | 316 478 | 2 081 178 | 557,61 |
| SINGAPORE | 13 954 522 | 40 903 344 | 193,12 | 10 330 448 | 34 256 580 | 231,61 |
| PHILIPPINES | 598 490 | 1 425 420 | 138,17 | 547 157 | 1 870 490 | 241,86 |
| MALAYSIA | 40 006 020 | 46 308 020 | 15,75 | 31 833 976 | 43 908 404 | 37,93 |
| VIET NAM | 24 000 | 42 241 | 76,00 | 38 102 | 65 649 | 72,30 |
| INDIA | 13 426 305 | 19 360 911 | 44,20 | 8 680 774 | 18 714 378 | 115,58 |
| PAKISTAN | 4 457 140 | 686 710 | -84,59 | 1 546 719 | 409 158 | -73,55 |
| BANGLADESH | 540 755 | 54 390 | -89,94 | 351 362 | 39 161 | -88,85 |
| SRI LANKA | 497 220 | 996 120 | 100,34 | 454 657 | 1 029 474 | 126,43 |
| SAUDI ARABIA | 0 | 1 469 130 | - | 0 | 2 052 375 | - |
| ISRAEL | 0 | 1 826 236 | - | 0 | 1 336 716 | - |
| JORDAN | 0 | 28 800 | - | 0 | 38 016 | - |
| TURKEY | 56 100 | 469 750 | 737,34 | 79 069 | 587 993 | 643,65 |
| UNITED ARAB EMIRATES | 0 | 129 600 | - | 0 | 173 664 | - |
| EGYPT | 7 800 | 1 807 273 | 23 070,17 | 11 174 | 1 292 811 | 11 469,81 |
| TUNISIA | 700 000 | 499 864 | -28,59 | 468 300 | 352 404 | -24,75 |
| SUDAN | 258 000 | 462 000 | 79,07 | 152 220 | 343 862 | 125,90 |
| TANZANIA, UNITED REP. OF | 0 | 500 023 | - | 0 | 367 517 | - |
| MADAGASCAR | 120 650 | 451 725 | 274,41 | 72 676 | 333 139 | 358,39 |
| KENYA | 4 858 935 | 2 547 130 | -47,58 | 2 844 786 | 1 703 389 | -40,12 |
| MOZAMBIQUE | 0 | 4 282 114 | - | 0 | 3 104 269 | - |
| TOGO | 83 945 | 0 | -100,00 | 53 180 | 0 | -100,00 |
| ANGOLA | 3 149 917 | 0 | -100,00 | 1 669 456 | 0 | -100,00 |
| CAMEROON | 220 000 | 0 | -100,00 | 163 900 | 0 | -100,00 |
| NIGERIA | 725 200 | 0 | -100,00 | 519 244 | 0 | -100,00 |
| SENEGAL | 110 000 | 110 000 | 0,00 | 68 750 | 82 500 | 20,00 |
| GAMBIA | 151 000 | 0 | -100,00 | 93 650 | 0 | -100,00 |
| DJIBOUTI | 362 600 | 631 900 | 74,27 | 246 568 | 566 374 | 129,70 |
| SOUTH AFRICA | 9 623 150 | 6 279 236 | -34,75 | 5 605 743 | 4 707 591 | -16,02 |
| MALAWI | 1 308 600 | 572 500 | -56,25 | 888 394 | 432 723 | -51,29 |
| AUSTRALIA | 479 200 | 230 902 | -51,82 | 390 853 | 360 751 | -7,70 |
| NEW ZEALAND | 0 | 15 200 | - | 0 | 24 168 | - |
| UNITED STATES | 10 185 602 | 13 446 359 | 32,01 | 11 569 282 | 17 539 558 | 51,60 |
| CANADA | 17 280 | 89 990 | 420,78 | 22 602 | 262 527 | 1 061,52 |
| MEXICO | 370 160 | 384 330 | 3,83 | 449 204 | 620 153 | 38,06 |
| ARGENTINA | 141 230 | 62 000 | -56,10 | 139 459 | 93 108 | -33,24 |
| BRAZIL | 48 000 | 281 130 | 485,69 | 60 477 | 333 387 | 451,26 |
| COLOMBIA | 59 660 | 63 580 | 6,57 | 81 996 | 100 072 | 22,04 |
| HAITI | 499 900 | 0 | -100,00 | 277 445 | 0 | -100,00 |
| UNITED KINGDOM | 93 600 | 24 000 | -74,36 | 125 326 | 36 977 | -70,50 |
| NETHERLANDS | 43 254 853 | 43 651 758 | 0,92 | 32 401 322 | 41 083 080 | 26,79 |
| FRANCE | 4 200 | 251 900 | 5 897,62 | 6 312 | 543 378 | 8 508,65 |
| GERMANY, FED. REP. OF | 2 803 890 | 1 381 580 | -50,73 | 2 809 362 | 2 440 119 | -13,14 |
| AUSTRIA | 0 | 2 280 | - | 0 | 3 785 | - |
| BELGIUM | 24 000 | 123 860 | 416,08 | 36 129 | 288 453 | 698,40 |
| DENMARK | 8 160 000 | 7 250 211 | -11,15 | 4 528 800 | 5 328 905 | 17,67 |
| NORWAY | 209 830 | 0 | -100,00 | 94 424 | 0 | -100,00 |
| SWEDEN | 0 | 59 860 | - | 0 | 89 431 | - |
| ITALY | 6 454 327 | 139 420 | -97,84 | 3 752 892 | 193 089 | -94,85 |
| SPAIN | 15 705 010 | 19 311 418 | 22,96 | 9 075 760 | 14 289 740 | 57,45 |
| THE DEMOCRATIC REPUBLIC OF 1 | 15 000 | 15 000 | 0,00 | 21 097 | 22 127 | 4,88 |
| BULGARIA | 5 400 | 18 000 | 233,33 | 7 933 | 27 534 | 247,08 |
| -ALAT LISTRIK | 73 307 524 | 67 002 734 | -8,60 | 1 078 312 895 | 1 049 514 176 | -2,67 |
| JAPAN | 7 906 662 | 10 086 895 | 27,57 | 182 852 117 | 199 260 744 | 8,97 |

TABEL 5. PERKEMBANGAN EKSPOR INDONESIA MENURUT KOMODITI DAN NEGARA TUJUAN

| JENIS BARANG | BERAT BERSIH (KG) | | PERUB | NILAI FOB (US \$) | | PERUB |
|----------------------------|-------------------|--------------|----------|-------------------|--------------|---------|
| | JAN-FEB 2012 | JAN-FEB 2013 | % | JAN-FEB 2012 | JAN-FEB 2013 | % |
| (1) | (2) | (3) | (4) | (5) | (6) | (7) |
| HONG KONG | 1 232 501 | 1 448 798 | 17,55 | 36 193 531 | 38 124 032 | 5,33 |
| KOREA, REPUBLIC OF | 778 873 | 665 389 | -14,57 | 21 229 184 | 15 562 201 | -26,69 |
| TAIWAN | 473 752 | 482 472 | 1,84 | 26 027 968 | 11 960 917 | -54,05 |
| CHINA | 1 747 278 | 1 806 308 | 3,38 | 32 965 953 | 39 553 297 | 19,98 |
| MACAU | 0 | 167 | - | 0 | 438 | - |
| PAPUA NEW GUINEA | 887 123 | 837 185 | -5,63 | 2 284 171 | 1 687 167 | -26,14 |
| THAILAND | 3 529 484 | 3 684 836 | 4,40 | 50 145 735 | 61 564 094 | 22,77 |
| SINGAPORE | 7 292 415 | 8 278 967 | 13,53 | 336 150 002 | 310 754 502 | -7,55 |
| PHILIPPINES | 2 314 894 | 2 355 108 | 1,74 | 13 065 714 | 14 217 512 | 8,82 |
| MALAYSIA | 4 066 116 | 3 500 975 | -13,90 | 35 377 260 | 36 193 359 | 2,31 |
| MYANMAR | 814 920 | 462 517 | -43,24 | 15 327 959 | 2 726 793 | -82,21 |
| CAMBODIA | 427 | 33 | -92,27 | 14 925 | 594 | -96,02 |
| BRUNEI DARUSSALAM | 133 424 | 191 057 | 43,20 | 914 268 | 968 611 | 5,94 |
| LAO PEOPLE'S DEM. REP. | 0 | 2 | - | 0 | 24 | - |
| NEPAL | 22 891 | 49 | -99,79 | 46 879 | 2 926 | -93,76 |
| VIET NAM | 1 665 491 | 1 051 908 | -36,84 | 10 263 823 | 7 897 921 | -23,05 |
| MALDIVES | 10 879 | 3 878 | -64,35 | 67 231 | 44 365 | -34,01 |
| INDIA | 6 090 052 | 2 134 620 | -64,95 | 17 243 561 | 10 405 358 | -39,66 |
| PAKISTAN | 518 349 | 351 191 | -32,25 | 1 900 283 | 990 684 | -47,87 |
| BANGLADESH | 210 928 | 1 439 978 | 582,69 | 518 695 | 2 626 675 | 406,40 |
| SRI LANKA | 867 561 | 399 765 | -53,92 | 2 784 819 | 1 194 503 | -57,11 |
| AFGHANISTAN | 137 568 | 9 000 | -93,46 | 487 553 | 102 000 | -79,08 |
| IRAQ | 0 | 4 089 | - | 0 | 138 874 | - |
| IRAN (ISLAMIC REPUBLIC OF) | 377 351 | 346 314 | -8,22 | 1 365 190 | 1 196 708 | -12,34 |
| SAUDI ARABIA | 1 513 842 | 798 412 | -47,26 | 5 429 761 | 2 893 683 | -46,71 |
| ISRAEL | 81 | 38 | -53,09 | 2 138 | 7 365 | 244,48 |
| KUWAIT | 67 966 | 21 124 | -68,92 | 247 013 | 67 092 | -72,84 |
| JORDAN | 17 843 | 19 599 | 9,84 | 60 478 | 134 962 | 123,16 |
| LEBANON | 182 537 | 46 247 | -74,66 | 602 521 | 120 210 | -80,05 |
| YEMEN | 218 342 | 79 576 | -63,55 | 690 554 | 270 581 | -60,82 |
| OMAN | 120 656 | 84 040 | -30,35 | 404 594 | 407 517 | 0,72 |
| SYRIA ARAB REPUBLIC | 19 155 | 0 | -100,00 | 46 926 | 0 | -100,00 |
| TURKEY | 406 468 | 609 751 | 50,01 | 4 764 574 | 4 833 682 | 1,45 |
| UNITED ARAB EMIRATES | 1 633 868 | 2 031 367 | 24,33 | 7 101 125 | 8 624 099 | 21,45 |
| QATAR | 668 393 | 179 768 | -73,10 | 2 793 833 | 1 075 665 | -61,50 |
| BAHRAIN | 48 807 | 7 717 | -84,19 | 204 993 | 29 859 | -85,43 |
| CYPRUS | 0 | 35 529 | - | 0 | 73 862 | - |
| EGYPT | 321 168 | 202 806 | -36,85 | 941 694 | 790 912 | -16,01 |
| LIBYAN ARAB JAMAHIRIYA | 54 | 5 116 | 9 374,07 | 5 376 | 25 182 | 368,42 |
| MOROCCO | 20 803 | 8 730 | -58,03 | 89 758 | 272 510 | 203,61 |
| TUNISIA | 38 654 | 0 | -100,00 | 183 665 | 0 | -100,00 |
| ALGERIA | 225 945 | 14 | -99,99 | 1 191 768 | 9 | -100,00 |
| SUDAN | 1 323 731 | 1 412 789 | 6,73 | 3 438 971 | 3 426 465 | -0,36 |
| ERITREA | 154 080 | 201 512 | 30,78 | 259 200 | 312 000 | 20,37 |
| ETHIOPIA | 110 141 | 201 681 | 83,11 | 396 075 | 710 698 | 79,44 |
| TANZANIA, UNITED REP. OF | 193 547 | 151 108 | -21,93 | 526 570 | 449 643 | -14,61 |
| SOMALIA | 14 342 | 500 | -96,51 | 55 367 | 32 000 | -42,20 |
| KENYA | 186 897 | 152 868 | -18,21 | 743 308 | 514 251 | -30,82 |
| EQUATORIAL GUINEA | 72 831 | 22 881 | -68,58 | 146 552 | 43 249 | -70,49 |
| TOGO | 22 638 | 19 592 | -13,46 | 83 585 | 60 726 | -27,35 |
| GHANA | 0 | 59 424 | - | 0 | 151 206 | - |
| LIBERIA | 488 | 13 | -97,34 | 2 048 | 39 | -98,10 |
| GUINEA | 15 | 0 | -100,00 | 118 | 0 | -100,00 |
| ANGOLA | 55 836 | 307 | -99,45 | 157 092 | 35 230 | -77,57 |
| CONGO | 29 697 | 15 | -99,95 | 104 467 | 74 | -99,93 |
| CAMEROON | 50 805 | 88 275 | 73,75 | 170 149 | 231 140 | 35,85 |
| NIGERIA | 40 373 | 15 445 | -61,74 | 134 248 | 208 994 | 55,68 |
| GABON | 4 110 | 0 | -100,00 | 10 866 | 0 | -100,00 |
| COTE D'IVOIRE | 19 379 | 19 463 | 0,43 | 61 048 | 53 779 | -11,91 |
| SENEGAL | 11 052 | 120 235 | 987,90 | 44 164 | 220 595 | 399,49 |
| MAURITANIA | 0 | 175 | - | 0 | 16 170 | - |
| MALI | 13 | 0 | -100,00 | 176 | 0 | -100,00 |
| BENIN | 235 328 | 44 405 | -81,13 | 743 885 | 110 940 | -85,09 |
| BURKINA FASO | 6 699 | 0 | -100,00 | 20 166 | 0 | -100,00 |
| UGANDA | 17 880 | 53 012 | 196,49 | 57 104 | 265 631 | 365,17 |
| NIGER | 0 | 113 | - | 0 | 4 988 | - |
| DJIBOUTI | 15 130 | 29 931 | 97,83 | 49 722 | 88 655 | 78,30 |
| SAO TOME AND PRINCIPE | 79 | 177 | 124,05 | 6 919 | 1 542 | -77,71 |
| SOUTH AFRICA | 222 462 | 214 975 | -3,37 | 1 528 375 | 5 606 972 | 266,86 |
| MALAWI | 0 | 24 335 | - | 0 | 75 843 | - |
| BURUNDI | 7 843 | 0 | -100,00 | 25 571 | 0 | -100,00 |
| MAURITIUS | 1 896 | 1 040 | -45,15 | 17 351 | 11 770 | -32,17 |
| AUSTRALIA | 1 484 419 | 1 333 776 | -10,15 | 13 034 464 | 13 567 084 | 4,09 |
| NEW ZEALAND | 168 196 | 468 388 | 178,48 | 735 871 | 3 126 313 | 324,85 |
| NEW CALEDONIA | 1 926 | 325 | -83,13 | 49 499 | 3 282 | -93,37 |
| VANUATU | 0 | 24 883 | - | 0 | 72 402 | - |
| FIJI | 47 157 | 21 592 | -54,21 | 120 255 | 72 715 | -39,53 |

TABEL 5. PERKEMBANGAN EKSPOR INDONESIA MENURUT KOMODITI DAN NEGARA TUJUAN

| JENIS BARANG | BERAT BERSIH (KG) | | PERUB | NILAI FOB (US \$) | | PERUB |
|------------------------------|-------------------|----------------|--------------|-------------------|-------------------|--------------|
| | JAN-FEB 2012 | JAN-FEB 2013 | % | JAN-FEB 2012 | JAN-FEB 2013 | % |
| (1) | (2) | (3) | (4) | (5) | (6) | (7) |
| SAMOA | 30 615 | 20 396 | -33,38 | 259 499 | 173 860 | -33,00 |
| SOLOMON ISLANDS | 53 477 | 51 634 | -3,45 | 150 560 | 145 950 | -3,06 |
| TONGA | 26 125 | 0 | -100,00 | 61 273 | 0 | -100,00 |
| EAST TIMOR | 499 894 | 728 482 | 45,73 | 1 398 028 | 1 140 289 | -18,44 |
| UNITED STATES | 6 278 733 | 6 782 650 | 8,03 | 87 303 470 | 109 166 073 | 25,04 |
| CANADA | 506 558 | 422 213 | -16,65 | 4 008 602 | 3 349 800 | -16,43 |
| MEXICO | 1 161 990 | 157 325 | -86,46 | 5 174 582 | 2 218 133 | -57,13 |
| GUATEMALA | 82 693 | 47 932 | -42,04 | 131 159 | 95 251 | -27,38 |
| PANAMA | 1 328 | 6 696 | 404,22 | 24 779 | 125 711 | 407,33 |
| SURINAME | 76 853 | 42 223 | -45,06 | 218 129 | 140 265 | -35,70 |
| CHILE | 269 651 | 296 060 | 9,79 | 952 027 | 1 543 113 | 62,09 |
| VENEZUELA | 53 871 | 0 | -100,00 | 399 247 | 0 | -100,00 |
| ARGENTINA | 415 252 | 164 287 | -60,44 | 2 727 430 | 1 521 367 | -44,22 |
| BRAZIL | 1 606 259 | 1 069 087 | -33,44 | 9 781 174 | 7 976 701 | -18,45 |
| COLOMBIA | 202 294 | 163 741 | -19,06 | 942 610 | 700 314 | -25,70 |
| BOLIVIA | 4 043 | 0 | -100,00 | 13 370 | 0 | -100,00 |
| URUGUAY | 3 225 | 1 704 | -47,16 | 127 622 | 24 578 | -80,74 |
| PARAGUAY | 72 826 | 13 757 | -81,11 | 237 252 | 46 665 | -80,33 |
| ECUADOR | 84 086 | 32 968 | -60,79 | 259 788 | 161 810 | -37,71 |
| PERU | 63 615 | 36 826 | -42,11 | 325 775 | 242 039 | -25,70 |
| GUYANA | 0 | 600 | - | 0 | 45 594 | - |
| JAMAICA | 0 | 451 | - | 0 | 10 547 | - |
| PUERTO RICO | 0 | 18 | - | 0 | 7 720 | - |
| DOMINICAN REPUBLIC | 15 083 | 1 338 | -91,13 | 48 658 | 3 899 | -91,99 |
| COSTA RICA | 40 135 | 2 267 | -94,35 | 213 961 | 12 544 | -94,14 |
| BARBADOS | 113 | 0 | -100,00 | 1 786 | 0 | -100,00 |
| FRENCH POLYNESIA | 1 262 | 3 022 | 139,46 | 7 852 | 14 399 | 83,38 |
| NETHERLANDS ANTILLES | 0 | 6 115 | - | 0 | 29 570 | - |
| UNITED KINGDOM | 3 263 380 | 1 136 684 | -65,17 | 11 926 023 | 8 886 227 | -25,49 |
| NETHERLANDS | 1 009 169 | 889 988 | -11,81 | 28 991 126 | 15 722 930 | -45,77 |
| FRANCE | 1 189 109 | 1 307 265 | 9,94 | 36 144 251 | 36 661 259 | 1,43 |
| GERMANY, FED. REP. OF | 591 626 | 427 276 | -27,78 | 17 718 650 | 16 010 967 | -9,64 |
| AUSTRIA | 97 183 | 82 509 | -15,10 | 1 210 808 | 1 153 693 | -4,72 |
| BELGIUM | 317 291 | 534 648 | 68,50 | 2 447 273 | 3 283 017 | 34,15 |
| SWITZERLAND | 8 956 | 14 662 | 63,71 | 193 587 | 203 894 | 5,32 |
| DENMARK | 336 | 6 852 | 1 939,29 | 11 767 | 49 700 | 322,37 |
| NORWAY | 5 170 | 1 872 | -63,79 | 69 653 | 137 881 | 97,95 |
| SWEDEN | 134 295 | 58 644 | -56,33 | 1 275 028 | 1 833 570 | 43,81 |
| FINLAND | 61 788 | 2 379 | -96,15 | 326 104 | 173 138 | -46,91 |
| IRELAND | 663 | 5 006 | 655,05 | 156 606 | 322 706 | 106,06 |
| ITALY | 516 786 | 760 105 | 47,08 | 3 537 955 | 3 179 382 | -10,14 |
| SPAIN | 1 062 142 | 1 202 484 | 13,21 | 3 872 149 | 4 722 959 | 21,97 |
| PORTUGAL | 12 | 54 207 | 451 625,00 | 299 | 122 703 | 40 937,79 |
| GREECE | 906 299 | 755 355 | -16,65 | 2 243 417 | 1 985 023 | -11,52 |
| THE DEMOCRATIC REPUBLIC OF 1 | 44 896 | 0 | -100,00 | 153 141 | 0 | -100,00 |
| HUNGARY | 278 079 | 398 616 | 43,35 | 4 976 437 | 4 820 108 | -3,14 |
| POLAND | 298 784 | 408 659 | 36,77 | 5 757 797 | 7 945 927 | 38,00 |
| ROMANIA | 67 451 | 949 | -98,59 | 707 925 | 21 778 | -96,92 |
| BULGARIA | 37 131 | 1 271 | -96,58 | 335 401 | 183 368 | -45,33 |
| BELARUS | 254 | 0 | -100,00 | 30 000 | 0 | -100,00 |
| TURKMENISTAN | 124 | 0 | -100,00 | 12 186 | 0 | -100,00 |
| UKRAINE | 29 728 | 26 550 | -10,69 | 295 569 | 262 364 | -11,23 |
| UZBEKISTAN | 57 918 | 0 | -100,00 | 365 752 | 0 | -100,00 |
| MALTA | 0 | 2 872 | - | 0 | 17 681 | - |
| SLOVAKIA | 15 818 | 13 504 | -14,63 | 678 800 | 484 582 | -28,61 |
| SLOVENIA | 0 | 15 | - | 0 | 1 794 | - |
| CZECH REPUBLIC | 194 084 | 229 008 | 17,99 | 1 076 270 | 2 324 378 | 115,97 |
| RUSSIA FEDERATION | 486 560 | 274 989 | -43,48 | 4 319 510 | 3 831 054 | -11,31 |
| SERBIA | 0 | 3 | - | 0 | 16 | - |
| -DIODE TRANSISTOR | 109 095 | 178 737 | 63,84 | 27 028 296 | 29 907 746 | 10,65 |
| JAPAN | 20 966 | 24 307 | 15,94 | 10 722 060 | 7 779 564 | -27,44 |
| HONG KONG | 7 321 | 8 319 | 13,63 | 5 444 882 | 5 327 111 | -2,16 |
| KOREA, REPUBLIC OF | 218 | 268 | 22,94 | 72 854 | 71 869 | -1,35 |
| TAIWAN | 1 541 | 1 257 | -18,43 | 1 005 238 | 573 029 | -43,00 |
| CHINA | 6 747 | 8 218 | 21,80 | 3 611 417 | 3 455 399 | -4,32 |
| THAILAND | 1 657 | 961 | -42,00 | 49 282 | 18 502 | -62,46 |
| SINGAPORE | 54 601 | 104 100 | 90,66 | 3 471 402 | 8 719 670 | 151,19 |
| PHILIPPINES | 1 849 | 2 777 | 50,19 | 1 022 577 | 1 950 754 | 90,77 |
| MALAYSIA | 1 275 | 468 | -63,29 | 120 753 | 57 884 | -52,06 |
| VIET NAM | 4 | 0 | -100,00 | 1 222 | 0 | -100,00 |
| INDIA | 2 | 12 670 | 633 400,00 | 19 | 20 200 | 106 215,79 |
| SRI LANKA | 0 | 601 | - | 0 | 6 543 | - |
| ISRAEL | 0 | 2 | - | 0 | 83 | - |
| JORDAN | 0 | 21 | - | 0 | 198 | - |
| OMAN | 496 | 0 | -100,00 | 9 950 | 0 | -100,00 |
| AUSTRALIA | 0 | 276 | - | 0 | 16 115 | - |

TABEL 5. PERKEMBANGAN EKSPOR INDONESIA MENURUT KOMODITI DAN NEGARA TUJUAN

| JENIS BARANG | BERAT BERSIH (KG) | | PERUB % | NILAI FOB (US \$) | | PERUB % |
|----------------------------|-------------------|-------------------|---------------|--------------------|--------------------|---------------|
| | JAN-FEB 2012 | JAN-FEB 2013 | | JAN-FEB 2012 | JAN-FEB 2013 | |
| | (1) | (2) | (3) | (4) | (5) | (6) |
| UNITED STATES | 1 093 | 1 316 | 20,40 | 178 847 | 476 063 | 166,18 |
| CANADA | 0 | 14 | - | 0 | 6 352 | - |
| ARGENTINA | 774 | 845 | 9,17 | 11 059 | 23 476 | 112,28 |
| BRAZIL | 1 716 | 0 | -100,00 | 8 998 | 0 | -100,00 |
| URUGUAY | 4 674 | 0 | -100,00 | 178 560 | 0 | -100,00 |
| UNITED KINGDOM | 2 693 | 2 662 | -1,15 | 324 790 | 330 995 | 1,91 |
| NETHERLANDS | 0 | 917 | - | 0 | 322 540 | - |
| FRANCE | 0 | 8 | - | 0 | 791 | - |
| GERMANY, FED. REP. OF | 1 452 | 869 | -40,15 | 791 083 | 623 872 | -21,14 |
| AUSTRIA | 0 | 2 311 | - | 0 | 89 607 | - |
| DENMARK | 1 | 0 | -100,00 | 307 | 0 | -100,00 |
| SPAIN | 0 | 5 550 | - | 0 | 37 129 | - |
| HUNGARY | 13 | 0 | -100,00 | 2 986 | 0 | -100,00 |
| TURKMENISTAN | 2 | 0 | -100,00 | 10 | 0 | -100,00 |
| -AUDIO VISUAL | 20 630 217 | 17 430 119 | -15,51 | 655 674 152 | 509 705 781 | -22,26 |
| JAPAN | 1 116 007 | 947 550 | -15,09 | 39 102 463 | 24 797 936 | -36,58 |
| HONG KONG | 448 851 | 162 470 | -63,80 | 45 917 011 | 12 103 194 | -73,64 |
| KOREA, REPUBLIC OF | 967 967 | 769 611 | -20,49 | 44 373 567 | 41 596 044 | -6,26 |
| TAIWAN | 118 525 | 21 566 | -81,80 | 2 571 772 | 659 657 | -74,35 |
| CHINA | 408 103 | 510 507 | 25,09 | 17 879 719 | 14 272 492 | -20,17 |
| MONGOLIA | 0 | 700 | - | 0 | 21 900 | - |
| MACAU | 0 | 1 638 | - | 0 | 39 979 | - |
| PAPUA NEW GUINEA | 7 114 | 2 396 | -66,32 | 56 378 | 62 718 | 11,25 |
| THAILAND | 1 355 180 | 1 071 652 | -20,92 | 19 676 982 | 18 010 656 | -8,47 |
| SINGAPORE | 1 987 351 | 1 557 813 | -21,61 | 71 142 746 | 67 080 772 | -5,71 |
| PHILIPPINES | 382 882 | 379 077 | -0,99 | 15 789 499 | 9 200 457 | -41,73 |
| MALAYSIA | 620 832 | 445 197 | -28,29 | 20 713 842 | 12 269 280 | -40,77 |
| MYANMAR | 86 283 | 30 260 | -64,93 | 1 426 799 | 1 000 142 | -29,90 |
| BRUNEI DARUSSALAM | 12 667 | 6 866 | -45,80 | 272 166 | 125 825 | -53,77 |
| NEPAL | 0 | 25 | - | 0 | 1 034 | - |
| VIET NAM | 410 788 | 206 514 | -49,73 | 12 845 322 | 5 942 956 | -53,73 |
| MALDIVES | 0 | 3 | - | 0 | 400 | - |
| INDIA | 826 375 | 546 278 | -33,89 | 25 132 981 | 16 814 433 | -33,10 |
| PAKISTAN | 3 085 | 9 115 | 195,46 | 26 283 | 65 923 | 150,82 |
| BANGLADESH | 17 280 | 2 866 | -83,41 | 103 200 | 117 804 | 14,15 |
| SRI LANKA | 225 685 | 401 143 | 77,74 | 3 244 438 | 3 418 652 | 5,37 |
| AFGHANISTAN | 0 | 2 290 | - | 0 | 42 786 | - |
| IRAQ | 11 305 | 8 485 | -24,94 | 44 989 | 117 590 | 161,38 |
| IRAN (ISLAMIC REPUBLIC OF) | 61 848 | 114 242 | 84,71 | 2 106 113 | 1 062 925 | -49,53 |
| SAUDI ARABIA | 87 471 | 68 031 | -22,22 | 2 007 757 | 1 245 852 | -37,95 |
| ISRAEL | 87 958 | 56 753 | -35,48 | 2 783 514 | 1 634 867 | -41,27 |
| KUWAIT | 20 325 | 10 263 | -49,51 | 589 278 | 220 263 | -62,62 |
| JORDAN | 7 905 | 9 907 | 25,33 | 74 158 | 211 558 | 185,28 |
| LEBANON | 12 637 | 12 200 | -3,46 | 232 425 | 304 936 | 31,20 |
| YEMEN | 13 548 | 2 377 | -82,45 | 54 867 | 96 811 | 76,45 |
| OMAN | 14 635 | 3 | -99,98 | 327 584 | 80 | -99,98 |
| TURKEY | 96 063 | 77 685 | -19,13 | 1 344 282 | 1 588 112 | 18,14 |
| UNITED ARAB EMIRATES | 583 691 | 551 003 | -5,60 | 13 016 008 | 12 706 626 | -2,38 |
| QATAR | 15 851 | 10 524 | -33,61 | 354 453 | 296 153 | -16,45 |
| EGYPT | 95 161 | 70 589 | -25,82 | 1 419 821 | 756 882 | -46,69 |
| LIBYAN ARAB JAMAHIRIYA | 0 | 3 037 | - | 0 | 48 013 | - |
| MOROCCO | 10 264 | 5 188 | -49,45 | 114 301 | 77 160 | -32,49 |
| TUNISIA | 5 745 | 2 860 | -50,22 | 84 068 | 50 700 | -39,69 |
| ALGERIA | 13 217 | 5 880 | -55,51 | 366 735 | 132 475 | -63,88 |
| TANZANIA, UNITED REP. OF | 17 410 | 19 966 | 14,68 | 262 633 | 288 100 | 9,70 |
| SOMALIA | 80 | 0 | -100,00 | 61 596 | 0 | -100,00 |
| KENYA | 36 102 | 42 664 | 18,18 | 461 590 | 405 667 | -12,12 |
| MOZAMBIQUE | 2 210 | 0 | -100,00 | 24 382 | 0 | -100,00 |
| TOGO | 70 | 147 | 110,00 | 207 | 722 | 248,79 |
| GHANA | 45 033 | 7 425 | -83,51 | 467 681 | 131 625 | -71,86 |
| LIBERIA | 0 | 3 197 | - | 0 | 49 439 | - |
| ANGOLA | 50 194 | 4 611 | -90,81 | 397 767 | 49 745 | -87,49 |
| CAMEROON | 235 | 20 | -91,49 | 552 | 98 | -82,25 |
| NIGERIA | 278 261 | 52 222 | -81,23 | 2 804 233 | 1 062 576 | -62,11 |
| COTE D'IVOIRE | 19 134 | 7 445 | -61,09 | 229 350 | 131 835 | -42,52 |
| SENEGAL | 11 139 | 320 | -97,13 | 164 493 | 1 650 | -99,00 |
| BENIN | 0 | 6 611 | - | 0 | 89 078 | - |
| SEYCHELLES | 0 | 2 438 | - | 0 | 19 200 | - |
| UGANDA | 4 931 | 4 | -99,92 | 54 466 | 30 | -99,94 |
| DJIBOUTI | 6 322 | 2 904 | -54,07 | 91 300 | 44 906 | -50,81 |
| SAO TOME AND PRINCIPE | 0 | 2 464 | - | 0 | 2 140 | - |
| SOUTH AFRICA | 230 596 | 61 946 | -73,14 | 2 279 395 | 887 185 | -61,08 |
| ZIMBABWE | 2 058 | 68 | -96,70 | 23 250 | 1 500 | -93,55 |
| MAURITIUS | 4 | 5 439 | 135 875,00 | 75 | 145 430 | 193 806,67 |
| AUSTRALIA | 638 671 | 447 291 | -29,97 | 16 778 100 | 11 447 971 | -31,77 |
| NEW ZEALAND | 75 935 | 84 599 | 11,41 | 2 040 628 | 2 097 603 | 2,79 |

TABEL 5. PERKEMBANGAN EKSPOR INDONESIA MENURUT KOMODITI DAN NEGARA TUJUAN

| JENIS BARANG | BERAT BERSIH (KG) | | PERUB | NILAI FOB (US \$) | | PERUB |
|------------------------------|-------------------|------------------|-----------------|-------------------|-------------------|--------------|
| | JAN-FEB 2012 | JAN-FEB 2013 | % | JAN-FEB 2012 | JAN-FEB 2013 | % |
| (1) | (2) | (3) | (4) | (5) | (6) | (7) |
| FIJI | 342 | 0 | -100,00 | 6 450 | 0 | -100,00 |
| KIRIBATI | 0 | 150 | - | 0 | 375 | - |
| EAST TIMOR | 104 610 | 157 076 | 50,15 | 288 147 | 410 099 | 42,32 |
| UNITED STATES | 3 420 618 | 3 420 402 | -0,01 | 108 869 049 | 98 018 167 | -9,97 |
| CANADA | 247 292 | 168 677 | -31,79 | 10 080 735 | 6 317 001 | -37,34 |
| MEXICO | 157 123 | 247 252 | 57,36 | 3 383 971 | 5 712 897 | 68,82 |
| GUATEMALA | 2 428 | 0 | -100,00 | 90 554 | 0 | -100,00 |
| PANAMA | 154 546 | 61 649 | -60,11 | 3 805 210 | 1 608 635 | -57,73 |
| CHILE | 17 977 | 31 564 | 75,58 | 221 098 | 687 929 | 211,14 |
| VENEZUELA | 27 707 | 0 | -100,00 | 917 863 | 0 | -100,00 |
| ARGENTINA | 133 872 | 64 137 | -52,09 | 2 904 745 | 1 847 315 | -36,40 |
| BRAZIL | 128 069 | 255 090 | 99,18 | 2 184 925 | 5 363 996 | 145,50 |
| COLOMBIA | 60 878 | 21 035 | -65,45 | 1 766 375 | 749 739 | -57,55 |
| BOLIVIA | 4 | 0 | -100,00 | 104 | 0 | -100,00 |
| URUGUAY | 5 | 28 694 | 573 780,00 | 631 | 1 015 846 | 160 889,86 |
| PARAGUAY | 0 | 6 140 | - | 0 | 178 400 | - |
| ECUADOR | 40 537 | 26 097 | -35,62 | 655 061 | 544 979 | -16,80 |
| PERU | 23 225 | 20 962 | -9,74 | 553 080 | 707 716 | 27,96 |
| EL SALVADOR | 4 958 | 0 | -100,00 | 61 709 | 0 | -100,00 |
| COSTA RICA | 2 748 | 18 282 | 565,28 | 106 589 | 506 894 | 375,56 |
| UNITED KINGDOM | 344 240 | 408 202 | 18,58 | 15 063 207 | 13 709 775 | -8,99 |
| NETHERLANDS | 436 587 | 600 617 | 37,57 | 31 264 408 | 23 716 606 | -24,14 |
| FRANCE | 851 964 | 453 344 | -46,79 | 36 742 567 | 18 803 020 | -48,82 |
| GERMANY, FED. REP. OF | 516 857 | 322 092 | -37,68 | 12 494 482 | 10 097 554 | -19,18 |
| AUSTRIA | 3 837 | 9 969 | 159,81 | 90 025 | 383 683 | 326,20 |
| BELGIUM | 504 126 | 438 323 | -13,05 | 11 450 318 | 9 540 024 | -16,68 |
| SWITZERLAND | 1 | 225 | 22 400,00 | 90 | 2 246 | 2 395,56 |
| DENMARK | 43 684 | 46 600 | 6,68 | 467 816 | 416 121 | -11,05 |
| NORWAY | 82 | 0 | -100,00 | 1 619 | 0 | -100,00 |
| SWEDEN | 97 964 | 136 458 | 39,29 | 3 890 629 | 7 355 197 | 89,05 |
| FINLAND | 100 309 | 44 355 | -55,78 | 1 914 071 | 1 038 476 | -45,75 |
| IRELAND | 4 313 | 1 750 | -59,42 | 50 331 | 23 269 | -53,77 |
| ITALY | 118 341 | 122 754 | 3,73 | 2 437 955 | 2 890 918 | 18,58 |
| SPAIN | 85 486 | 82 220 | -3,82 | 1 429 695 | 1 814 962 | 26,95 |
| PORTUGAL | 7 437 | 11 633 | 56,42 | 113 090 | 168 448 | 48,95 |
| GREECE | 7 788 | 115 770 | 1 386,52 | 105 959 | 3 164 997 | 2 887,00 |
| THE DEMOCRATIC REPUBLIC OF I | 5 271 | 4 455 | -15,48 | 76 163 | 50 195 | -34,10 |
| HUNGARY | 588 580 | 175 332 | -70,21 | 6 920 405 | 2 061 259 | -70,21 |
| POLAND | 297 748 | 365 250 | 22,67 | 13 141 859 | 12 517 003 | -4,75 |
| ROMANIA | 83 061 | 149 884 | 80,45 | 844 972 | 4 424 008 | 423,57 |
| BULGARIA | 7 757 | 502 | -93,53 | 190 089 | 6 721 | -96,46 |
| BELARUS | 413 | 0 | -100,00 | 1 880 | 0 | -100,00 |
| KAZAKHSTAN | 17 154 | 12 617 | -26,45 | 483 842 | 220 123 | -54,51 |
| UKRAINE | 35 324 | 19 181 | -45,70 | 876 298 | 227 939 | -73,99 |
| LITHUANIA | 0 | 2 150 | - | 0 | 66 525 | - |
| LATVIA | 9 662 | 2 862 | -70,38 | 100 179 | 41 559 | -58,52 |
| ESTONIA | 6 615 | 3 639 | -44,99 | 33 780 | 17 633 | -47,80 |
| GEORGIA | 0 | 8 320 | - | 0 | 77 010 | - |
| CROATIA | 2 250 | 0 | -100,00 | 74 160 | 0 | -100,00 |
| SLOVAKIA | 150 405 | 73 253 | -51,30 | 2 572 056 | 953 638 | -62,92 |
| SLOVENIA | 0 | 113 | - | 0 | 379 | - |
| CZECH REPUBLIC | 70 803 | 47 680 | -32,66 | 1 521 001 | 1 288 679 | -15,27 |
| RUSSIA FEDERATION | 154 235 | 407 017 | 163,89 | 4 087 691 | 5 905 283 | 44,47 |
| -FOTOGRAFI DAN OPTIK | 371 339 | 5 162 125 | 1 290,14 | 31 270 568 | 28 145 962 | -9,99 |
| JAPAN | 8 056 | 10 022 | 24,40 | 1 951 665 | 1 978 490 | 1,37 |
| HONG KONG | 21 291 | 128 401 | 503,08 | 1 319 711 | 1 810 315 | 37,18 |
| KOREA, REPUBLIC OF | 4 609 | 37 528 | 714,23 | 160 312 | 1 260 949 | 686,56 |
| TAIWAN | 652 | 238 | -63,50 | 31 797 | 58 960 | 85,43 |
| CHINA | 9 264 | 25 581 | 176,13 | 580 077 | 1 119 915 | 93,06 |
| PAPUA NEW GUINEA | 30 | 0 | -100,00 | 7 596 | 0 | -100,00 |
| THAILAND | 1 741 | 1 921 | 10,34 | 176 955 | 147 752 | -16,50 |
| SINGAPORE | 73 414 | 4 707 625 | 6 312,43 | 17 389 483 | 13 406 529 | -22,90 |
| PHILIPPINES | 2 875 | 8 303 | 188,80 | 285 712 | 227 075 | -20,52 |
| MALAYSIA | 2 247 | 1 745 | -22,34 | 120 438 | 68 555 | -43,08 |
| MYANMAR | 19 | 124 | 552,63 | 3 250 | 25 068 | 671,32 |
| VIET NAM | 204 | 932 | 356,86 | 10 891 | 125 351 | 1 050,96 |
| INDIA | 20 421 | 8 583 | -57,97 | 303 821 | 187 499 | -38,29 |
| PAKISTAN | 787 | 3 984 | 406,23 | 19 224 | 53 731 | 179,50 |
| BANGLADESH | 0 | 29 | - | 0 | 2 000 | - |
| SRI LANKA | 0 | 12 | - | 0 | 985 | - |
| IRAN (ISLAMIC REPUBLIC OF) | 462 | 0 | -100,00 | 1 212 | 0 | -100,00 |
| SAUDI ARABIA | 33 | 0 | -100,00 | 350 | 0 | -100,00 |
| ISRAEL | 112 | 603 | 438,39 | 7 536 | 32 977 | 337,59 |
| TURKEY | 39 | 12 965 | 33 143,59 | 2 976 | 420 949 | 14 044,79 |
| UNITED ARAB EMIRATES | 369 | 1 603 | 334,42 | 4 536 | 10 517 | 131,86 |
| CYPRUS | 0 | 181 | - | 0 | 16 658 | - |

TABEL 5. PERKEMBANGAN EKSPOR INDONESIA MENURUT KOMODITI DAN NEGARA TUJUAN

| JENIS BARANG | BERAT BERSIH (KG) | | PERUB | NILAI FOB (US \$) | | PERUB |
|-----------------------|-------------------|---------------|--------------|-------------------|------------------|-------------|
| | JAN-FEB 2012 | JAN-FEB 2013 | % | JAN-FEB 2012 | JAN-FEB 2013 | % |
| (1) | (2) | (3) | (4) | (5) | (6) | (7) |
| MOROCCO | 293 | 762 | 160,07 | 7 053 | 17 127 | 142,83 |
| SOUTH AFRICA | 1 218 | 190 | -84,40 | 107 038 | 21 099 | -80,29 |
| MAURITIUS | 420 | 0 | -100,00 | 15 566 | 0 | -100,00 |
| AUSTRALIA | 70 | 115 | 64,29 | 8 943 | 30 934 | 245,90 |
| EAST TIMOR | 5 408 | 14 291 | 164,26 | 4 963 | 35 970 | 624,76 |
| UNITED STATES | 173 906 | 137 141 | -21,14 | 5 273 046 | 3 925 340 | -25,56 |
| CANADA | 793 | 47 | -94,07 | 343 625 | 4 695 | -98,63 |
| MEXICO | 0 | 3 | - | 0 | 10 | - |
| CHILE | 0 | 22 | - | 0 | 51 | - |
| ARGENTINA | 194 | 2 578 | 1 228,87 | 19 898 | 116 595 | 485,96 |
| BRAZIL | 2 480 | 5 055 | 103,83 | 69 527 | 102 685 | 47,69 |
| COLOMBIA | 1 507 | 8 816 | 485,00 | 25 167 | 373 915 | 1 385,74 |
| ECUADOR | 1 355 | 0 | -100,00 | 40 546 | 0 | -100,00 |
| DOMINICAN REPUBLIC | 591 | 743 | 25,72 | 37 114 | 30 697 | -17,29 |
| COSTA RICA | 770 | 652 | -15,32 | 20 770 | 9 213 | -55,64 |
| UNITED KINGDOM | 5 932 | 7 641 | 28,81 | 157 717 | 171 045 | 8,45 |
| NETHERLANDS | 1 692 | 2 183 | 29,02 | 93 053 | 157 303 | 69,05 |
| FRANCE | 516 | 1 087 | 110,66 | 50 950 | 67 598 | 32,68 |
| GERMANY, FED. REP. OF | 4 972 | 6 740 | 35,56 | 490 556 | 575 544 | 17,32 |
| BELGIUM | 13 | 3 | -76,92 | 1 242 | 1 001 | -19,40 |
| SWITZERLAND | 679 | 287 | -57,73 | 73 948 | 8 092 | -89,06 |
| NORWAY | 366 | 140 | -61,75 | 62 271 | 38 695 | -37,86 |
| FINLAND | 119 | 0 | -100,00 | 291 | 0 | -100,00 |
| IRELAND | 31 | 121 | 290,32 | 4 928 | 39 112 | 693,67 |
| ITALY | 13 170 | 17 731 | 34,63 | 366 946 | 442 978 | 20,72 |
| SPAIN | 504 | 61 | -87,90 | 35 350 | 116 973 | 230,90 |
| HUNGARY | 2 161 | 1 398 | -35,31 | 167 562 | 120 041 | -28,36 |
| POLAND | 5 403 | 1 826 | -66,20 | 1 407 196 | 657 115 | -53,30 |
| UKRAINE | 0 | 152 | - | 0 | 21 312 | - |
| LATVIA | 0 | 1 | - | 0 | 18 | - |
| GEORGIA | 27 | 0 | -100,00 | 957 | 0 | -100,00 |
| SLOVAKIA | 0 | 25 | - | 0 | 1 678 | - |
| CZECH REPUBLIC | 124 | 1 293 | 942,74 | 6 803 | 58 990 | 767,12 |
| RUSSIA FEDERATION | 0 | 641 | - | 0 | 45 861 | - |
| -ALAT UKUR | 53 918 | 94 000 | 74,34 | 5 494 986 | 5 954 654 | 8,37 |
| JAPAN | 612 | 256 | -58,17 | 411 786 | 28 840 | -93,00 |
| HONG KONG | 721 | 7 196 | 898,06 | 26 441 | 17 540 | -33,66 |
| KOREA, REPUBLIC OF | 44 | 0 | -100,00 | 1 823 | 0 | -100,00 |
| CHINA | 5 389 | 14 | -99,74 | 792 109 | 1 489 | -99,81 |
| PAPUA NEW GUINEA | 133 | 0 | -100,00 | 2 812 | 0 | -100,00 |
| THAILAND | 42 | 8 739 | 20 707,14 | 7 306 | 91 098 | 1 146,89 |
| SINGAPORE | 20 785 | 27 257 | 31,14 | 2 849 083 | 1 073 806 | -62,31 |
| PHILIPPINES | 1 | 0 | -100,00 | 363 | 0 | -100,00 |
| MALAYSIA | 2 023 | 5 432 | 168,51 | 347 904 | 292 273 | -15,99 |
| MYANMAR | 0 | 5 | - | 0 | 2 530 | - |
| BRUNEI DARUSSALAM | 1 300 | 2 992 | 130,15 | 10 000 | 919 286 | 9 092,86 |
| VIET NAM | 52 | 308 | 492,31 | 22 137 | 48 630 | 119,68 |
| INDIA | 18 | 3 | -83,33 | 725 | 1 493 | 105,93 |
| IRAQ | 0 | 2 | - | 0 | 559 | - |
| SAUDI ARABIA | 965 | 163 | -83,11 | 181 562 | 25 894 | -85,74 |
| KUWAIT | 1 | 0 | -100,00 | 889 | 0 | -100,00 |
| UNITED ARAB EMIRATES | 218 | 7 126 | 3 168,81 | 33 130 | 870 584 | 2 527,78 |
| QATAR | 0 | 1 | - | 0 | 165 | - |
| EGYPT | 1 793 | 2 | -99,89 | 28 607 | 3 130 | -89,06 |
| MOZAMBIQUE | 80 | 150 | 87,50 | 6 074 | 2 322 | -61,77 |
| TOGO | 0 | 30 | - | 0 | 34 | - |
| ANGOLA | 3 | 0 | -100,00 | 1 210 | 0 | -100,00 |
| CAMEROON | 11 | 185 | 1 581,82 | 223 | 178 975 | 80 157,85 |
| NIGERIA | 0 | 900 | - | 0 | 25 843 | - |
| GABON | 5 | 0 | -100,00 | 1 504 | 0 | -100,00 |
| MAURITANIA | 0 | 342 | - | 0 | 10 832 | - |
| SOUTH AFRICA | 7 | 900 | 12 757,14 | 1 662 | 935 780 | 56 204,45 |
| AUSTRALIA | 6 470 | 418 | -93,54 | 174 330 | 27 685 | -84,12 |
| NEW ZEALAND | 0 | 4 | - | 0 | 105 | - |
| EAST TIMOR | 428 | 3 968 | 827,10 | 776 | 1 491 | 92,14 |
| UNITED STATES | 5 129 | 20 070 | 291,30 | 257 129 | 936 694 | 264,29 |
| CANADA | 29 | 182 | 527,59 | 12 852 | 79 612 | 519,45 |
| MEXICO | 7 | 0 | -100,00 | 1 162 | 0 | -100,00 |
| BRAZIL | 2 782 | 0 | -100,00 | 4 412 | 0 | -100,00 |
| ECUADOR | 0 | 17 | - | 0 | 126 | - |
| PERU | 0 | 1 | - | 0 | 55 | - |
| UNITED KINGDOM | 256 | 234 | -8,59 | 98 835 | 62 596 | -36,67 |
| NETHERLANDS | 28 | 148 | 428,57 | 3 406 | 17 052 | 400,65 |
| FRANCE | 2 069 | 1 036 | -49,93 | 96 492 | 45 466 | -52,88 |
| GERMANY, FED. REP. OF | 1 730 | 1 579 | -8,73 | 90 750 | 49 725 | -45,21 |
| AUSTRIA | 645 | 68 | -89,46 | 19 505 | 178 | -99,09 |

TABEL 5. PERKEMBANGAN EKSPOR INDONESIA MENURUT KOMODITI DAN NEGARA TUJUAN

| JENIS BARANG | BERAT BERSIH (KG) | | PERUB % | NILAI FOB (US \$) | | PERUB % |
|-------------------------------------|-------------------|------------------|--------------|-------------------|-------------------|--------------|
| | JAN-FEB 2012 | JAN-FEB 2013 | | JAN-FEB 2012 | JAN-FEB 2013 | |
| (1) | (2) | (3) | (4) | (5) | (6) | (7) |
| BELGIUM | 0 | 1 075 | - | 0 | 121 069 | - |
| SWITZERLAND | 17 | 0 | -100,00 | 365 | 0 | -100,00 |
| NORWAY | 0 | 653 | - | 0 | 1 973 | - |
| SWEDEN | 90 | 0 | -100,00 | 1 500 | 0 | -100,00 |
| ITALY | 0 | 401 | - | 0 | 19 156 | - |
| SPAIN | 35 | 0 | -100,00 | 6 122 | 0 | -100,00 |
| POLAND | 0 | 2 087 | - | 0 | 39 128 | - |
| KAZAKHSTAN | 0 | 14 | - | 0 | 8 047 | - |
| SLOVAKIA | 0 | 15 | - | 0 | 1 349 | - |
| RUSSIA FEDERATION | 0 | 27 | - | 0 | 12 044 | - |
| -LONCENG, ARLOJI DAN BAGIANI | 907 092 | 1 297 756 | 43,07 | 32 311 141 | 60 881 481 | 88,42 |
| JAPAN | 30 712 | 33 879 | 10,31 | 5 112 151 | 6 113 654 | 19,59 |
| HONG KONG | 103 576 | 75 082 | -27,51 | 4 437 585 | 1 098 149 | -75,25 |
| KOREA, REPUBLIC OF | 23 490 | 9 002 | -61,68 | 350 857 | 139 321 | -60,29 |
| TAIWAN | 73 564 | 113 010 | 53,62 | 800 098 | 1 296 605 | 62,06 |
| CHINA | 8 919 | 32 127 | 260,21 | 616 018 | 2 714 722 | 340,69 |
| MACAU | 23 546 | 780 | -96,69 | 351 457 | 19 470 | -94,46 |
| PAPUA NEW GUINEA | 921 | 358 | -61,13 | 7 791 | 10 055 | 29,06 |
| THAILAND | 151 920 | 95 731 | -36,99 | 3 413 916 | 2 221 491 | -34,93 |
| SINGAPORE | 146 879 | 446 312 | 203,86 | 5 413 049 | 32 747 260 | 504,97 |
| PHILIPPINES | 33 611 | 8 587 | -74,45 | 608 744 | 263 396 | -56,73 |
| MALAYSIA | 30 011 | 58 891 | 96,23 | 1 578 109 | 1 624 360 | 2,93 |
| MYANMAR | 465 | 34 067 | 7 226,24 | 6 479 | 239 919 | 3 603,03 |
| CAMBODIA | 455 | 0 | -100,00 | 7 250 | 0 | -100,00 |
| LAO PEOPLE'S DEM. REP. | 0 | 43 | - | 0 | 207 | - |
| VIET NAM | 27 483 | 60 599 | 120,50 | 725 768 | 1 037 492 | 42,95 |
| INDIA | 4 468 | 12 564 | 181,20 | 512 717 | 1 644 483 | 220,74 |
| PAKISTAN | 0 | 17 | - | 0 | 2 044 | - |
| SRI LANKA | 243 | 426 | 75,31 | 2 845 | 5 678 | 99,58 |
| IRAQ | 0 | 2 | - | 0 | 2 735 | - |
| IRAN (ISLAMIC REPUBLIC OF) | 0 | 333 | - | 0 | 7 347 | - |
| SAUDI ARABIA | 38 | 418 | 1 000,00 | 2 516 | 73 125 | 2 806,40 |
| ISRAEL | 99 | 0 | -100,00 | 8 298 | 0 | -100,00 |
| KUWAIT | 16 | 0 | -100,00 | 520 | 0 | -100,00 |
| JORDAN | 0 | 800 | - | 0 | 18 500 | - |
| YEMEN | 0 | 1 | - | 0 | 475 | - |
| TURKEY | 47 | 0 | -100,00 | 1 528 | 0 | -100,00 |
| UNITED ARAB EMIRATES | 93 | 182 | 95,70 | 6 135 | 18 416 | 200,18 |
| QATAR | 120 | 0 | -100,00 | 9 399 | 0 | -100,00 |
| EGYPT | 0 | 14 | - | 0 | 2 012 | - |
| LIBYAN ARAB JAMAHIRIYA | 0 | 1 | - | 0 | 2 762 | - |
| MOROCCO | 21 463 | 39 146 | 82,39 | 277 314 | 882 657 | 218,29 |
| KENYA | 106 | 200 | 88,68 | 6 060 | 880 | -85,48 |
| CAMEROON | 20 | 8 740 | 43 600,00 | 15 | 358 408 | 2 389 286,67 |
| NIGERIA | 992 | 1 076 | 8,47 | 2 568 | 2 784 | 8,41 |
| GABON | 8 400 | 0 | -100,00 | 286 297 | 0 | -100,00 |
| COTE D'IVOIRE | 30 173 | 70 563 | 133,86 | 389 041 | 909 334 | 133,74 |
| SENEGAL | 0 | 29 349 | - | 0 | 202 585 | - |
| MAURITANIA | 0 | 42 | - | 0 | 3 875 | - |
| SOUTH AFRICA | 18 837 | 16 614 | -11,80 | 127 551 | 86 140 | -32,47 |
| AUSTRALIA | 9 369 | 14 777 | 57,72 | 230 443 | 627 036 | 172,10 |
| NEW ZEALAND | 2 387 | 394 | -83,49 | 102 770 | 13 956 | -86,42 |
| GUAM | 0 | 170 | - | 0 | 3 700 | - |
| FIJI | 13 064 | 0 | -100,00 | 159 900 | 0 | -100,00 |
| EAST TIMOR | 889 | 2 900 | 226,21 | 1 568 | 23 870 | 1 422,32 |
| UNITED STATES | 22 872 | 27 913 | 22,04 | 2 643 010 | 2 032 986 | -23,08 |
| CANADA | 21 | 2 310 | 10 900,00 | 5 008 | 129 996 | 2 495,77 |
| MEXICO | 0 | 113 | - | 0 | 2 605 | - |
| GUATEMALA | 0 | 2 500 | - | 0 | 46 500 | - |
| PANAMA | 123 | 0 | -100,00 | 3 775 | 0 | -100,00 |
| CHILE | 392 | 8 100 | 1 966,33 | 9 065 | 163 810 | 1 707,06 |
| ARGENTINA | 702 | 499 | -28,92 | 37 280 | 29 265 | -21,50 |
| BRAZIL | 336 | 2 176 | 547,62 | 21 557 | 288 258 | 1 237,19 |
| COLOMBIA | 5 295 | 3 | -99,94 | 55 113 | 164 | -99,70 |
| COSTA RICA | 47 | 0 | -100,00 | 724 | 0 | -100,00 |
| UNITED KINGDOM | 379 | 1 877 | 395,25 | 137 236 | 128 324 | -6,49 |
| NETHERLANDS | 1 473 | 1 562 | 6,04 | 21 535 | 30 314 | 40,77 |
| FRANCE | 60 072 | 43 995 | -26,76 | 2 480 991 | 1 552 152 | -37,44 |
| GERMANY, FED. REP. OF | 34 572 | 31 147 | -9,91 | 416 502 | 462 651 | 11,08 |
| BELGIUM | 48 | 71 | 47,92 | 643 | 4 633 | 620,53 |
| SWITZERLAND | 8 | 2 600 | 32 400,00 | 22 953 | 134 796 | 487,27 |
| DENMARK | 35 | 253 | 622,86 | 1 223 | 21 195 | 1 633,03 |
| NORWAY | 6 207 | 0 | -100,00 | 40 070 | 0 | -100,00 |
| SWEDEN | 293 | 153 | -47,78 | 13 175 | 65 261 | 395,34 |
| FINLAND | 3 | 837 | 27 800,00 | 399 | 15 939 | 3 894,74 |
| IRELAND | 907 | 1 371 | 51,16 | 589 692 | 931 895 | 58,03 |

TABEL 5. PERKEMBANGAN EKSPOR INDONESIA MENURUT KOMODITI DAN NEGARA TUJUAN

| JENIS BARANG | BERAT BERSIH (KG) | | PERUB | NILAI FOB (US \$) | | PERUB |
|----------------------------|-------------------|-------------------|--------------|-------------------|--------------------|--------------|
| | JAN-FEB 2012 | JAN-FEB 2013 | % | JAN-FEB 2012 | JAN-FEB 2013 | % |
| | (1) | (2) | (3) | (4) | (5) | (6) |
| ITALY | 2 825 | 12 | -99,58 | 23 578 | 1 363 | -94,22 |
| SPAIN | 20 | 401 | 1 905,00 | 226 | 2 233 | 888,05 |
| HUNGARY | 771 | 108 | -85,99 | 24 720 | 3 062 | -87,61 |
| POLAND | 720 | 2 544 | 253,33 | 108 750 | 408 100 | 275,26 |
| ROMANIA | 15 | 0 | -100,00 | 255 | 0 | -100,00 |
| AZERBAIJAN | 172 | 14 | -91,86 | 25 426 | 7 076 | -72,17 |
| UKRAINE | 68 | 0 | -100,00 | 4 878 | 0 | -100,00 |
| CZECH REPUBLIC | 2 340 | 0 | -100,00 | 66 600 | 0 | -100,00 |
| -COKLAT OLAHAN | 30 026 128 | 45 344 842 | 51,02 | 93 962 517 | 164 364 348 | 74,93 |
| JAPAN | 554 103 | 1 200 275 | 116,62 | 1 677 746 | 6 507 670 | 287,88 |
| HONG KONG | 37 870 | 51 973 | 37,24 | 165 972 | 191 080 | 15,13 |
| KOREA, REPUBLIC OF | 149 412 | 214 490 | 43,56 | 451 113 | 544 527 | 20,71 |
| TAIWAN | 58 813 | 57 520 | -2,20 | 171 103 | 154 594 | -9,65 |
| CHINA | 1 563 742 | 1 846 434 | 18,08 | 4 335 439 | 3 552 008 | -18,07 |
| PAPUA NEW GUINEA | 1 980 | 0 | -100,00 | 11 200 | 0 | -100,00 |
| THAILAND | 1 540 175 | 2 540 396 | 64,94 | 4 501 769 | 6 823 210 | 51,57 |
| SINGAPORE | 342 496 | 393 252 | 14,82 | 1 138 059 | 1 941 712 | 70,62 |
| PHILIPPINES | 969 849 | 1 233 610 | 27,20 | 3 317 957 | 3 827 522 | 15,36 |
| MALAYSIA | 5 993 148 | 11 513 586 | 92,11 | 20 042 030 | 36 800 827 | 83,62 |
| MYANMAR | 0 | 14 550 | - | 0 | 43 954 | - |
| CAMBODIA | 2 209 | 4 154 | 88,05 | 10 707 | 20 315 | 89,74 |
| BRUNEI DARUSSALAM | 51 868 | 8 720 | -83,19 | 109 688 | 25 259 | -76,97 |
| VIET NAM | 29 972 | 94 289 | 214,59 | 89 395 | 188 588 | 110,96 |
| MALDIVES | 344 | 6 180 | 1 696,51 | 6 478 | 26 803 | 313,75 |
| INDIA | 818 441 | 990 256 | 20,99 | 2 433 782 | 3 570 767 | 46,72 |
| PAKISTAN | 50 712 | 45 000 | -11,26 | 138 420 | 109 550 | -20,86 |
| BANGLADESH | 85 621 | 62 879 | -26,56 | 252 800 | 212 348 | -16,00 |
| SRI LANKA | 5 000 | 18 000 | 260,00 | 11 050 | 32 200 | 191,40 |
| IRAN (ISLAMIC REPUBLIC OF) | 22 520 | 55 576 | 146,79 | 66 086 | 93 026 | 40,77 |
| SAUDI ARABIA | 152 169 | 139 923 | -8,05 | 548 709 | 456 243 | -16,85 |
| ISRAEL | 66 000 | 0 | -100,00 | 213 900 | 0 | -100,00 |
| KUWAIT | 20 560 | 53 969 | 162,50 | 74 335 | 182 967 | 146,14 |
| JORDAN | 15 645 | 4 844 | -69,04 | 41 685 | 17 948 | -56,94 |
| LEBANON | 0 | 29 140 | - | 0 | 45 176 | - |
| YEMEN | 243 432 | 193 646 | -20,45 | 451 350 | 447 159 | -0,93 |
| OMAN | 1 000 | 0 | -100,00 | 3 223 | 0 | -100,00 |
| TURKEY | 315 000 | 265 000 | -15,87 | 861 896 | 753 705 | -12,55 |
| UNITED ARAB EMIRATES | 458 400 | 653 720 | 42,61 | 1 364 647 | 2 696 767 | 97,62 |
| QATAR | 803 | 5 623 | 600,25 | 4 120 | 17 564 | 326,31 |
| BAHRAIN | 25 052 | 11 376 | -54,59 | 78 795 | 35 550 | -54,88 |
| EGYPT | 262 600 | 95 200 | -63,75 | 887 124 | 131 653 | -85,16 |
| MOROCCO | 29 000 | 14 000 | -51,72 | 98 342 | 28 420 | -71,10 |
| TANZANIA, UNITED REP. OF | 0 | 19 680 | - | 0 | 43 195 | - |
| MADAGASCAR | 22 800 | 33 848 | 48,46 | 22 340 | 42 952 | 92,26 |
| MOZAMBIQUE | 0 | 1 | - | 0 | 4 400 | - |
| TOGO | 50 904 | 0 | -100,00 | 145 813 | 0 | -100,00 |
| GHANA | 460 | 0 | -100,00 | 2 040 | 0 | -100,00 |
| ANGOLA | 2 700 | 0 | -100,00 | 7 500 | 0 | -100,00 |
| CAMEROON | 0 | 14 000 | - | 0 | 22 820 | - |
| NIGERIA | 160 862 | 299 144 | 85,96 | 426 529 | 810 250 | 89,96 |
| MAURITANIA | 0 | 9 590 | - | 0 | 26 715 | - |
| BENIN | 155 332 | 153 600 | -1,12 | 400 100 | 382 000 | -4,52 |
| SOUTH AFRICA | 1 115 388 | 916 918 | -17,79 | 3 363 742 | 2 428 127 | -27,81 |
| MAURITIUS | 13 018 | 1 768 | -86,42 | 46 450 | 5 994 | -87,10 |
| AUSTRALIA | 1 748 807 | 1 446 031 | -17,31 | 5 920 095 | 5 336 155 | -9,86 |
| NEW ZEALAND | 168 576 | 279 027 | 65,52 | 428 162 | 1 079 822 | 152,20 |
| VANUATU | 0 | 980 | - | 0 | 15 120 | - |
| AMERICAN SAMOA | 0 | 32 | - | 0 | 910 | - |
| FIJI | 10 800 | 31 183 | 188,73 | 34 500 | 106 151 | 207,68 |
| SAMOA | 4 239 | 267 | -93,70 | 14 279 | 1 032 | -92,77 |
| SOLOMON ISLANDS | 4 862 | 1 890 | -61,13 | 18 863 | 8 065 | -57,24 |
| TONGA | 6 766 | 0 | -100,00 | 10 170 | 0 | -100,00 |
| EAST TIMOR | 9 514 | 23 813 | 150,29 | 27 216 | 46 867 | 72,20 |
| UNITED STATES | 5 067 696 | 8 400 411 | 65,76 | 16 251 686 | 44 839 772 | 175,91 |
| CANADA | 1 380 000 | 23 | -100,00 | 4 170 693 | 149 | -100,00 |
| MEXICO | 445 000 | 613 000 | 37,75 | 1 350 993 | 2 626 806 | 94,44 |
| CHILE | 69 400 | 14 000 | -79,83 | 237 986 | 24 227 | -89,82 |
| ARGENTINA | 192 000 | 125 000 | -34,90 | 438 460 | 256 250 | -41,56 |
| BRAZIL | 1 162 000 | 600 000 | -48,36 | 3 980 907 | 1 229 626 | -69,11 |
| URUGUAY | 60 000 | 460 000 | 666,67 | 183 000 | 829 847 | 353,47 |
| ECUADOR | 12 600 | 0 | -100,00 | 27 500 | 0 | -100,00 |
| UNITED KINGDOM | 140 100 | 60 005 | -57,17 | 416 962 | 300 349 | -27,97 |
| NETHERLANDS | 323 000 | 856 924 | 165,30 | 900 184 | 2 201 953 | 144,61 |
| FRANCE | 560 000 | 580 000 | 3,57 | 1 673 818 | 2 996 134 | 79,00 |
| GERMANY, FED. REP. OF | 1 354 605 | 4 761 244 | 251,49 | 4 289 744 | 18 505 993 | 331,40 |
| BELGIUM | 0 | 150 | - | 0 | 9 555 | - |

TABEL 5. PERKEMBANGAN EKSPOR INDONESIA MENURUT KOMODITI DAN NEGARA TUJUAN

| JENIS BARANG | BERAT BERSIH (KG) | | PERUB | NILAI FOB (US \$) | | PERUB |
|------------------------------|-------------------|--------------------|---------------|-------------------|-------------------|---------------|
| | JAN-FEB 2012 | JAN-FEB 2013 | % | JAN-FEB 2012 | JAN-FEB 2013 | % |
| (1) | (2) | (3) | (4) | (5) | (6) | (7) |
| DENMARK | 0 | 5 000 | - | 0 | 8 185 | - |
| FINLAND | 23 630 | 24 091 | 1,95 | 90 579 | 42 131 | -53,49 |
| ITALY | 0 | 700 | - | 0 | 28 | - |
| SPAIN | 108 000 | 1 902 000 | 1 661,11 | 186 100 | 2 913 884 | 1 465,76 |
| GREECE | 80 975 | 70 000 | -13,55 | 254 104 | 189 328 | -25,49 |
| THE DEMOCRATIC REPUBLIC OF 1 | 17 000 | 0 | -100,00 | 20 655 | 0 | -100,00 |
| HUNGARY | 17 000 | 33 000 | 94,12 | 28 050 | 48 975 | 74,60 |
| POLAND | 71 000 | 0 | -100,00 | 153 320 | 0 | -100,00 |
| BULGARIA | 33 000 | 0 | -100,00 | 38 670 | 0 | -100,00 |
| TURKMENISTAN | 14 000 | 0 | -100,00 | 39 277 | 0 | -100,00 |
| UKRAINE | 78 700 | 11 700 | -85,13 | 170 670 | 23 166 | -86,43 |
| UZBEKISTAN | 44 008 | 0 | -100,00 | 87 000 | 0 | -100,00 |
| LITHUANIA | 97 000 | 0 | -100,00 | 304 960 | 0 | -100,00 |
| LATVIA | 0 | 17 000 | - | 0 | 17 850 | - |
| ESTONIA | 860 000 | 940 000 | 9,30 | 2 681 752 | 4 858 938 | 81,19 |
| CROATIA | 0 | 17 000 | - | 0 | 22 100 | - |
| SLOVENIA | 250 | 104 000 | 41 500,00 | 1 245 | 180 700 | 14 414,06 |
| CZECH REPUBLIC | 0 | 41 | - | 0 | 617 | - |
| RUSSIA FEDERATION | 472 200 | 700 200 | 48,28 | 1 557 483 | 2 398 098 | 53,97 |
| -GULA TETES | 19 767 272 | 198 888 157 | 906,15 | 2 776 138 | 22 260 675 | 701,86 |
| JAPAN | 0 | 7 | - | 0 | 3 | - |
| HONG KONG | 0 | 4 063 | - | 0 | 3 066 | - |
| KOREA, REPUBLIC OF | 81 239 | 103 242 150 | 126 984,47 | 9 617 | 11 212 609 | 116 491,55 |
| TAIWAN | 1 290 | 32 357 500 | 2 508 233,33 | 4 296 | 3 696 626 | 85 948,09 |
| CHINA | 0 | 10 | - | 0 | 26 | - |
| THAILAND | 0 | 6 599 383 | - | 0 | 725 932 | - |
| SINGAPORE | 1 875 | 4 375 | 133,33 | 4 498 | 10 076 | 124,01 |
| PHILIPPINES | 0 | 15 642 140 | - | 0 | 1 669 214 | - |
| MALAYSIA | 12 500 | 0 | -100,00 | 41 250 | 0 | -100,00 |
| VIET NAM | 0 | 5 403 397 | - | 0 | 594 374 | - |
| MOZAMBIQUE | 0 | 10 800 | - | 0 | 52 650 | - |
| SENEGAL | 0 | 10 800 | - | 0 | 52 650 | - |
| UGANDA | 23 523 | 12 030 | -48,86 | 179 307 | 92 058 | -48,66 |
| SOUTH AFRICA | 0 | 10 000 000 | - | 0 | 1 100 000 | - |
| AUSTRALIA | 27 | 23 115 | 85 511,11 | 265 | 57 320 | 21 530,19 |
| NEW ZEALAND | 0 | 3 064 220 | - | 0 | 318 424 | - |
| UNITED STATES | 907 | 0 | -100,00 | 3 180 | 0 | -100,00 |
| PUERTO RICO | 12 000 000 | 0 | -100,00 | 1 546 800 | 0 | -100,00 |
| NETHERLANDS | 7 642 910 | 6 014 162 | -21,31 | 975 974 | 703 893 | -27,88 |
| BELGIUM | 1 | 5 | 400,00 | 1 | 4 | 300,00 |
| SPAIN | 0 | 16 500 000 | - | 0 | 1 971 750 | - |
| SLOVENIA | 3 000 | 0 | -100,00 | 10 950 | 0 | -100,00 |
| -KERUPUK UDANG | 1 229 960 | 1 531 888 | 24,55 | 2 706 993 | 3 767 758 | 39,19 |
| JAPAN | 3 360 | 0 | -100,00 | 14 220 | 0 | -100,00 |
| HONG KONG | 8 440 | 18 736 | 121,99 | 27 596 | 51 300 | 85,90 |
| KOREA, REPUBLIC OF | 127 232 | 163 272 | 28,33 | 253 108 | 358 972 | 41,83 |
| TAIWAN | 9 901 | 29 092 | 193,83 | 9 059 | 72 914 | 704,88 |
| CHINA | 26 598 | 56 931 | 114,04 | 72 852 | 167 915 | 130,49 |
| SINGAPORE | 17 226 | 39 117 | 127,08 | 26 047 | 76 644 | 194,25 |
| PHILIPPINES | 0 | 108 | - | 0 | 1 171 | - |
| MALAYSIA | 116 470 | 58 141 | -50,08 | 93 636 | 23 069 | -75,36 |
| BRUNEI DARUSSALAM | 0 | 17 | - | 0 | 17 | - |
| SAUDI ARABIA | 55 364 | 21 240 | -61,64 | 123 600 | 27 709 | -77,58 |
| UNITED ARAB EMIRATES | 11 896 | 198 | -98,34 | 4 164 | 254 | -93,90 |
| AUSTRALIA | 640 | 573 | -10,47 | 2 642 | 3 468 | 31,26 |
| NEW CALEDONIA | 2 389 | 0 | -100,00 | 3 007 | 0 | -100,00 |
| EAST TIMOR | 795 | 2 378 | 199,12 | 435 | 336 | -22,76 |
| UNITED STATES | 6 443 | 28 680 | 345,13 | 32 518 | 113 380 | 248,67 |
| UNITED KINGDOM | 187 056 | 279 511 | 49,43 | 497 023 | 709 133 | 42,68 |
| NETHERLANDS | 601 914 | 706 867 | 17,44 | 1 424 231 | 1 729 822 | 21,46 |
| FRANCE | 54 236 | 15 536 | -71,35 | 122 855 | 36 976 | -69,90 |
| GERMANY, FED. REP. OF | 0 | 95 955 | - | 0 | 345 422 | - |
| SPAIN | 0 | 15 536 | - | 0 | 49 256 | - |
| -BUAH/SAYURAN OLAHAN | 70 305 364 | 133 265 396 | 89,55 | 57 606 918 | 87 067 560 | 51,14 |
| JAPAN | 1 776 905 | 1 928 910 | 8,55 | 1 928 181 | 1 948 391 | 1,05 |
| HONG KONG | 294 328 | 254 321 | -13,59 | 327 590 | 412 618 | 25,96 |
| KOREA, REPUBLIC OF | 216 565 | 412 404 | 90,43 | 284 221 | 644 182 | 126,65 |
| TAIWAN | 483 971 | 151 749 | -68,65 | 826 897 | 426 435 | -48,43 |
| CHINA | 845 179 | 9 371 448 | 1 008,81 | 752 736 | 3 011 612 | 300,09 |
| THAILAND | 64 638 | 21 248 472 | 32 773,03 | 135 074 | 5 242 755 | 3 781,39 |
| SINGAPORE | 4 517 660 | 4 002 173 | -11,41 | 4 255 331 | 4 000 635 | -5,99 |
| PHILIPPINES | 1 683 968 | 5 031 187 | 198,77 | 609 043 | 3 499 294 | 474,56 |
| MALAYSIA | 20 248 711 | 41 997 734 | 107,41 | 2 964 261 | 5 633 835 | 90,06 |
| BRUNEI DARUSSALAM | 35 726 | 21 836 | -38,88 | 92 655 | 77 351 | -16,52 |

TABEL 5. PERKEMBANGAN EKSPOR INDONESIA MENURUT KOMODITI DAN NEGARA TUJUAN

| JENIS BARANG | BERAT BERSIH (KG) | | PERUB | NILAI FOB (US \$) | | PERUB |
|----------------------------|-------------------|--------------|---------|-------------------|--------------|----------|
| | JAN-FEB 2012 | JAN-FEB 2013 | % | JAN-FEB 2012 | JAN-FEB 2013 | % |
| | (1) | (2) | (3) | (4) | (5) | (6) |
| VIET NAM | 3 236 485 | 5 079 847 | 56,96 | 3 919 308 | 5 929 856 | 51,30 |
| MALDIVES | 10 307 | 26 289 | 155,06 | 21 723 | 29 814 | 37,25 |
| INDIA | 6 974 794 | 9 546 099 | 36,87 | 8 753 045 | 11 058 940 | 26,34 |
| PAKISTAN | 409 739 | 726 786 | 77,38 | 416 289 | 214 760 | -48,41 |
| BANGLADESH | 229 334 | 863 756 | 276,64 | 195 822 | 831 489 | 324,61 |
| SRI LANKA | 0 | 34 126 | - | 0 | 42 466 | - |
| IRAN (ISLAMIC REPUBLIC OF) | 48 000 | 0 | -100,00 | 39 600 | 0 | -100,00 |
| SAUDI ARABIA | 576 643 | 466 399 | -19,12 | 880 798 | 729 154 | -17,22 |
| ISRAIL | 221 909 | 360 600 | 62,50 | 326 443 | 409 391 | 25,41 |
| KUWAIT | 0 | 59 024 | - | 0 | 107 362 | - |
| JORDAN | 249 571 | 71 895 | -71,19 | 397 811 | 260 647 | -34,48 |
| LEBANON | 107 460 | 23 550 | -78,08 | 261 896 | 7 121 | -97,28 |
| YEMEN | 25 920 | 0 | -100,00 | 29 549 | 0 | -100,00 |
| SYRIA ARAB REPUBLIC | 0 | 14 500 | - | 0 | 119 790 | - |
| TURKEY | 406 800 | 400 825 | -1,47 | 539 021 | 901 514 | 67,25 |
| UNITED ARAB EMIRATES | 620 576 | 467 401 | -24,68 | 716 952 | 1 210 360 | 68,82 |
| QATAR | 1 194 | 12 288 | 929,15 | 2 601 | 28 181 | 983,47 |
| BAHRAIN | 70 957 | 36 402 | -48,70 | 82 743 | 71 899 | -13,11 |
| CYPRUS | 0 | 12 000 | - | 0 | 26 380 | - |
| EGYPT | 139 640 | 51 640 | -63,02 | 154 560 | 46 000 | -70,24 |
| LIBYAN ARAB JAMAHIRIYA | 0 | 52 788 | - | 0 | 39 253 | - |
| MOROCCO | 50 000 | 0 | -100,00 | 58 000 | 0 | -100,00 |
| TUNISIA | 58 566 | 16 828 | -71,27 | 277 860 | 127 242 | -54,21 |
| ALGERIA | 75 000 | 0 | -100,00 | 87 000 | 0 | -100,00 |
| SUDAN | 0 | 52 006 | - | 0 | 126 244 | - |
| SOMALIA | 0 | 29 355 | - | 0 | 140 700 | - |
| KENYA | 13 000 | 0 | -100,00 | 8 865 | 0 | -100,00 |
| ANGOLA | 0 | 26 000 | - | 0 | 54 600 | - |
| NIGERIA | 28 400 | 16 700 | -41,20 | 30 206 | 13 602 | -54,97 |
| MAURITANIA | 0 | 540 | - | 0 | 2 460 | - |
| BENIN | 0 | 14 740 | - | 0 | 5 148 | - |
| GAMBIA | 23 064 | 0 | -100,00 | 98 468 | 0 | -100,00 |
| SOUTH AFRICA | 13 000 | 138 455 | 965,04 | 13 480 | 265 323 | 1 868,27 |
| MAURITIUS | 22 300 | 0 | -100,00 | 30 095 | 0 | -100,00 |
| AUSTRALIA | 1 046 614 | 930 188 | -11,12 | 1 621 397 | 1 327 390 | -18,13 |
| NEW ZEALAND | 205 212 | 113 958 | -44,47 | 268 696 | 207 657 | -22,72 |
| FIJI | 0 | 1 800 | - | 0 | 1 650 | - |
| SAMOA | 270 | 0 | -100,00 | 167 | 0 | -100,00 |
| CHRISTMAS ISLANDS | 0 | 72 | - | 0 | 202 | - |
| EAST TIMOR | 66 367 | 31 541 | -52,47 | 46 334 | 17 182 | -62,92 |
| UNITED STATES | 7 768 650 | 9 478 224 | 22,01 | 10 113 915 | 10 408 845 | 2,92 |
| CANADA | 395 653 | 299 137 | -24,39 | 675 245 | 939 434 | 39,12 |
| MEXICO | 554 930 | 341 657 | -38,43 | 429 140 | 287 156 | -33,09 |
| PANAMA | 0 | 16 945 | - | 0 | 19 843 | - |
| CHILE | 236 305 | 121 590 | -48,55 | 193 991 | 114 763 | -40,84 |
| ARGENTINA | 1 484 104 | 1 540 574 | 3,80 | 1 240 496 | 1 613 469 | 30,07 |
| BRAZIL | 252 000 | 1 796 000 | 612,70 | 281 287 | 3 853 931 | 1 270,11 |
| COLOMBIA | 0 | 17 628 | - | 0 | 19 630 | - |
| BOLIVIA | 0 | 18 360 | - | 0 | 16 200 | - |
| URUGUAY | 87 424 | 258 076 | 195,20 | 87 680 | 446 580 | 409,33 |
| PARAGUAY | 13 000 | 0 | -100,00 | 14 443 | 0 | -100,00 |
| PERU | 168 570 | 17 690 | -89,51 | 167 170 | 17 160 | -89,74 |
| PUERTO RICO | 0 | 35 411 | - | 0 | 29 981 | - |
| DOMINICAN REPUBLIC | 0 | 12 500 | - | 0 | 14 371 | - |
| COSTA RICA | 26 000 | 52 000 | 100,00 | 28 890 | 124 100 | 329,56 |
| MARTINIQUE | 18 250 | 18 000 | -1,37 | 26 565 | 23 271 | -12,40 |
| UNITED KINGDOM | 643 971 | 646 060 | 0,32 | 801 551 | 1 181 152 | 47,36 |
| NETHERLANDS | 2 803 665 | 3 796 704 | 35,42 | 1 845 270 | 4 640 827 | 151,50 |
| FRANCE | 385 934 | 262 138 | -32,08 | 345 381 | 259 057 | -24,99 |
| GERMANY, FED. REP. OF | 2 704 976 | 1 577 204 | -41,69 | 2 758 557 | 2 104 833 | -23,70 |
| AUSTRIA | 124 580 | 35 510 | -71,50 | 104 274 | 38 430 | -63,15 |
| BELGIUM | 300 602 | 389 019 | 29,41 | 343 671 | 688 171 | 100,24 |
| SWITZERLAND | 161 223 | 119 176 | -26,08 | 145 697 | 149 793 | 2,81 |
| DENMARK | 0 | 355 819 | - | 0 | 333 202 | - |
| NORWAY | 219 299 | 219 731 | 0,20 | 272 537 | 294 847 | 8,19 |
| SWEDEN | 404 474 | 438 898 | 8,51 | 403 101 | 450 325 | 11,72 |
| FINLAND | 231 667 | 787 617 | 239,98 | 209 844 | 818 112 | 289,87 |
| ITALY | 814 655 | 818 158 | 0,43 | 813 529 | 1 126 791 | 38,51 |
| SPAIN | 1 638 223 | 1 992 437 | 21,62 | 1 602 852 | 2 461 179 | 53,55 |
| PORTUGAL | 62 500 | 77 000 | 23,20 | 63 157 | 140 072 | 121,78 |
| ICELAND | 13 620 | 0 | -100,00 | 18 125 | 0 | -100,00 |
| GREECE | 319 140 | 172 800 | -45,85 | 325 280 | 189 742 | -41,67 |
| HUNGARY | 35 128 | 130 768 | 272,26 | 41 685 | 138 250 | 231,65 |
| POLAND | 343 500 | 1 193 263 | 247,38 | 365 180 | 1 426 448 | 290,62 |
| ROMANIA | 0 | 13 221 | - | 0 | 16 250 | - |
| BULGARIA | 1 300 000 | 0 | -100,00 | 598 000 | 0 | -100,00 |
| ARMENIA | 0 | 12 500 | - | 0 | 27 875 | - |

TABEL 5. PERKEMBANGAN EKSPOR INDONESIA MENURUT KOMODITI DAN NEGARA TUJUAN

| JENIS BARANG | BERAT BERSIH (KG) | | PERUB | NILAI FOB (US \$) | | PERUB |
|-----------------------------------|-------------------|-------------------|---------------|--------------------|--------------------|---------------|
| | JAN-FEB 2012 | JAN-FEB 2013 | % | JAN-FEB 2012 | JAN-FEB 2013 | % |
| (1) | (2) | (3) | (4) | (5) | (6) | (7) |
| BELARUS | 0 | 9 000 | - | 0 | 20 857 | - |
| UKRAINE | 203 250 | 240 790 | 18,47 | 212 179 | 461 001 | 117,27 |
| LITHUANIA | 32 750 | 111 678 | 241,00 | 34 631 | 127 257 | 267,47 |
| LATVIA | 13 250 | 0 | -100,00 | 16 099 | 0 | -100,00 |
| CROATIA | 135 500 | 0 | -100,00 | 115 872 | 0 | -100,00 |
| SLOVAKIA | 0 | 88 140 | - | 0 | 70 850 | - |
| SLOVENIA | 81 970 | 181 500 | 121,42 | 78 164 | 350 065 | 347,86 |
| CZECH REPUBLIC | 90 812 | 168 660 | 85,72 | 89 865 | 167 733 | 86,65 |
| RUSSIA FEDERATION | 1 137 016 | 1 305 181 | 14,79 | 1 288 877 | 2 204 822 | 71,07 |
| -MINUMAN OLAHAN | 34 778 326 | 28 548 576 | -17,91 | 28 140 954 | 19 831 031 | -29,53 |
| JAPAN | 3 267 659 | 1 701 634 | -47,92 | 3 316 128 | 1 798 244 | -45,77 |
| HONG KONG | 1 741 334 | 1 361 459 | -21,82 | 1 919 064 | 1 100 793 | -42,64 |
| KOREA, REPUBLIC OF | 4 504 510 | 52 162 | -98,84 | 3 586 466 | 108 356 | -96,98 |
| TAIWAN | 2 032 633 | 235 420 | -88,42 | 1 698 113 | 266 451 | -84,31 |
| CHINA | 29 008 | 6 600 | -77,25 | 408 678 | 134 590 | -67,07 |
| MACAU | 42 436 | 43 750 | 3,10 | 31 050 | 55 013 | 77,18 |
| PAPUA NEW GUINEA | 576 530 | 733 567 | 27,24 | 302 730 | 328 299 | 8,45 |
| THAILAND | 1 146 674 | 674 671 | -41,16 | 1 174 231 | 614 534 | -47,66 |
| SINGAPORE | 3 988 328 | 3 752 100 | -5,92 | 4 645 840 | 2 482 472 | -46,57 |
| PHILIPPINES | 2 756 454 | 6 494 289 | 135,60 | 2 559 052 | 6 115 171 | 138,96 |
| MALAYSIA | 699 507 | 971 032 | 38,82 | 854 442 | 891 328 | 4,32 |
| CAMBODIA | 33 605 | 0 | -100,00 | 19 883 | 0 | -100,00 |
| BRUNEI DARUSSALAM | 862 799 | 1 042 005 | 20,77 | 367 749 | 456 499 | 24,13 |
| VIET NAM | 356 287 | 56 990 | -84,00 | 336 792 | 38 353 | -88,61 |
| MALDIVES | 58 655 | 50 763 | -13,45 | 81 114 | 38 713 | -52,27 |
| INDIA | 3 150 | 213 | -93,24 | 12 598 | 212 | -98,32 |
| PAKISTAN | 0 | 1 037 | - | 0 | 630 | - |
| IRAN (ISLAMIC REPUBLIC OF) | 1 080 | 0 | -100,00 | 2 400 | 0 | -100,00 |
| SAUDI ARABIA | 160 794 | 378 702 | 135,52 | 75 344 | 259 614 | 244,57 |
| KUWAIT | 243 | 1 388 | 471,19 | 161 | 971 | 503,11 |
| YEMEN | 70 | 525 | 650,00 | 60 | 450 | 650,00 |
| OMAN | 0 | 406 737 | - | 0 | 256 274 | - |
| UNITED ARAB EMIRATES | 3 442 | 379 466 | 10 924,58 | 9 850 | 248 623 | 2 424,09 |
| QATAR | 4 445 | 83 459 | 1 777,59 | 2 774 | 53 702 | 1 835,90 |
| BAHRAIN | 0 | 111 123 | - | 0 | 75 027 | - |
| EGYPT | 0 | 12 855 | - | 0 | 7 403 | - |
| SUDAN | 39 772 | 99 430 | 150,00 | 31 912 | 79 780 | 150,00 |
| TANZANIA, UNITED REP. OF | 12 800 | 0 | -100,00 | 14 080 | 0 | -100,00 |
| MADAGASCAR | 18 970 | 0 | -100,00 | 1 939 | 0 | -100,00 |
| SOMALIA | 0 | 69 067 | - | 0 | 42 855 | - |
| KENYA | 0 | 15 251 | - | 0 | 6 595 | - |
| TOGO | 855 | 3 864 | 351,93 | 840 | 2 444 | 190,95 |
| GHANA | 0 | 12 800 | - | 0 | 15 680 | - |
| CONGO | 0 | 5 | - | 0 | 15 | - |
| CAMEROON | 175 | 120 | -31,43 | 91 | 49 | -46,15 |
| NIGERIA | 9 557 | 24 332 | 154,60 | 16 446 | 77 953 | 373,99 |
| COTE D'IVOIRE | 0 | 2 | - | 0 | 8 | - |
| SENEGAL | 0 | 1 | - | 0 | 3 | - |
| UGANDA | 64 | 0 | -100,00 | 8 | 0 | -100,00 |
| AUSTRALIA | 670 086 | 490 498 | -26,80 | 982 056 | 535 591 | -45,46 |
| NEW ZEALAND | 13 363 | 1 023 | -92,34 | 17 350 | 2 094 | -87,93 |
| NAURU | 30 669 | 36 919 | 20,38 | 12 494 | 5 496 | -56,01 |
| VANUATU | 0 | 20 503 | - | 0 | 2 872 | - |
| AMERICAN SAMOA | 35 268 | 66 749 | 89,26 | 21 220 | 28 185 | 32,82 |
| KIRIBATI | 28 723 | 28 023 | -2,44 | 6 969 | 6 173 | -11,42 |
| SAMOA | 5 681 | 3 588 | -36,84 | 6 843 | 5 560 | -18,75 |
| SOLOMON ISLANDS | 4 093 | 58 204 | 1 322,04 | 1 977 | 10 481 | 430,15 |
| TONGA | 720 | 10 774 | 1 396,39 | 21 561 | 12 785 | -40,70 |
| CHRISTMAS ISLANDS | 0 | 56 | - | 0 | 280 | - |
| EAST TIMOR | 8 510 720 | 6 853 569 | -19,47 | 2 845 398 | 1 716 050 | -39,69 |
| UNITED STATES | 2 764 717 | 1 577 946 | -42,93 | 2 322 021 | 1 289 979 | -44,45 |
| CANADA | 224 400 | 122 400 | -45,45 | 185 871 | 103 828 | -44,14 |
| UNITED KINGDOM | 0 | 388 840 | - | 0 | 327 061 | - |
| NETHERLANDS | 81 963 | 69 632 | -15,04 | 203 772 | 159 721 | -21,62 |
| GERMANY, FED. REP. OF | 51 045 | 1 200 | -97,65 | 38 326 | 4 320 | -88,73 |
| BELGIUM | 1 424 | 28 | -98,03 | 135 | 189 | 40,00 |
| SWITZERLAND | 1 218 | 0 | -100,00 | 2 116 | 0 | -100,00 |
| FINLAND | 0 | 1 405 | - | 0 | 25 620 | - |
| SPAIN | 0 | 32 000 | - | 0 | 26 322 | - |
| HUNGARY | 2 400 | 8 400 | 250,00 | 3 010 | 11 320 | 276,08 |
| -ROKOK DAN TEMBAKAU OLAHAH | 17 979 617 | 16 015 788 | -10,92 | 146 433 884 | 157 860 395 | 7,80 |
| JAPAN | 52 732 | 25 733 | -51,20 | 326 900 | 665 659 | 103,63 |
| HONG KONG | 121 511 | 18 176 | -85,04 | 568 013 | 271 215 | -52,25 |
| KOREA, DEM. PEOPLE'S REP. | 39 462 | 0 | -100,00 | 149 310 | 0 | -100,00 |
| KOREA, REPUBLIC OF | 142 771 | 28 568 | -79,99 | 758 726 | 210 396 | -72,27 |

TABEL 5. PERKEMBANGAN EKSPOR INDONESIA MENURUT KOMODITI DAN NEGARA TUJUAN

| JENIS BARANG | BERAT BERSIH (KG) | | PERUB | NILAI FOB (US \$) | | PERUB |
|----------------------------|-------------------|----------------|--------------|-------------------|------------------|--------------|
| | JAN-FEB 2012 | JAN-FEB 2013 | % | JAN-FEB 2012 | JAN-FEB 2013 | % |
| | (1) | (2) | (3) | (4) | (5) | (6) |
| TAIWAN | 17 441 | 19 801 | 13,53 | 225 401 | 263 818 | 17,04 |
| CHINA | 28 440 | 0 | -100,00 | 202 140 | 0 | -100,00 |
| MACAU | 0 | 2 310 | - | 0 | 25 696 | - |
| THAILAND | 331 691 | 822 476 | 147,96 | 1 930 269 | 6 169 666 | 219,63 |
| SINGAPORE | 2 995 827 | 2 047 253 | -31,66 | 25 097 909 | 25 457 385 | 1,43 |
| PHILIPPINES | 228 764 | 875 696 | 282,79 | 1 782 601 | 3 926 331 | 120,26 |
| MALAYSIA | 2 477 821 | 3 603 035 | 45,41 | 34 133 814 | 50 681 881 | 48,48 |
| CAMBODIA | 5 912 753 | 5 455 421 | -7,73 | 40 588 030 | 42 390 581 | 4,44 |
| BRUNEI DARUSSALAM | 2 620 | 0 | -100,00 | 32 605 | 0 | -100,00 |
| LAO PEOPLE'S DEM. REP. | 173 | 0 | -100,00 | 951 | 0 | -100,00 |
| VIET NAM | 375 008 | 468 859 | 25,03 | 3 878 458 | 5 034 798 | 29,81 |
| MALDIVES | 190 | 8 059 | 4 141,58 | 2 846 | 103 632 | 3 541,32 |
| INDIA | 38 060 | 3 258 | -91,44 | 358 136 | 25 839 | -92,79 |
| PAKISTAN | 2 500 | 0 | -100,00 | 18 075 | 0 | -100,00 |
| BANGLADESH | 0 | 15 134 | - | 0 | 70 322 | - |
| SRI LANKA | 69 223 | 40 015 | -42,19 | 1 443 465 | 809 564 | -43,92 |
| IRAN (ISLAMIC REPUBLIC OF) | 1 021 254 | 308 364 | -69,81 | 4 185 648 | 1 271 720 | -69,62 |
| SAUDI ARABIA | 166 534 | 89 376 | -46,33 | 1 949 598 | 1 085 139 | -44,34 |
| JORDAN | 0 | 215 460 | - | 0 | 850 500 | - |
| LEBANON | 0 | 112 | - | 0 | 2 720 | - |
| SYRIA ARAB REPUBLIC | 380 897 | 0 | -100,00 | 1 690 848 | 0 | -100,00 |
| TURKEY | 1 180 | 391 197 | 33 052,29 | 20 400 | 1 752 983 | 8 493,05 |
| UNITED ARAB EMIRATES | 1 022 870 | 90 332 | -91,17 | 5 262 321 | 1 085 384 | -79,37 |
| CYPRUS | 1 028 | 0 | -100,00 | 27 865 | 0 | -100,00 |
| EGYPT | 0 | 39 600 | - | 0 | 56 470 | - |
| CAMEROON | 0 | 18 810 | - | 0 | 72 801 | - |
| DJIBOUTI | 0 | 28 728 | - | 0 | 113 400 | - |
| SOUTH AFRICA | 180 | 132 | -26,67 | 2 921 | 2 170 | -25,71 |
| MAURITIUS | 0 | 112 | - | 0 | 1 440 | - |
| AUSTRALIA | 55 049 | 57 635 | 4,70 | 739 085 | 776 386 | 5,05 |
| NEW ZEALAND | 6 122 | 10 824 | 76,80 | 76 061 | 131 875 | 73,38 |
| MICRONESIA, FED. STATES OF | 0 | 228 | - | 0 | 2 813 | - |
| EAST TIMOR | 212 529 | 168 857 | -20,55 | 2 837 943 | 1 906 055 | -32,84 |
| UNITED STATES | 315 320 | 103 454 | -67,19 | 1 860 823 | 364 151 | -80,43 |
| CANADA | 13 | 1 761 | 13 446,15 | 893 | 32 420 | 3 530,46 |
| NICARAGUA | 18 000 | 54 000 | 200,00 | 136 102 | 493 300 | 262,45 |
| PANAMA | 138 000 | 55 200 | -60,00 | 656 250 | 48 000 | -92,69 |
| CHILE | 0 | 10 283 | - | 0 | 159 250 | - |
| BRAZIL | 7 575 | 57 422 | 658,05 | 77 660 | 323 842 | 317,00 |
| COLOMBIA | 0 | 980 | - | 0 | 11 000 | - |
| URUGUAY | 55 600 | 0 | -100,00 | 609 440 | 0 | -100,00 |
| PARAGUAY | 54 180 | 53 654 | -0,97 | 1 166 563 | 1 432 746 | 22,82 |
| PUERTO RICO | 126 000 | 18 000 | -85,71 | 255 024 | 23 400 | -90,82 |
| BELIZE | 27 600 | 69 000 | 150,00 | 125 674 | 60 000 | -52,26 |
| DOMINICAN REPUBLIC | 0 | 4 560 | - | 0 | 312 696 | - |
| ARUBA | 0 | 1 953 | - | 0 | 25 853 | - |
| NETHERLANDS ANTILLES | 0 | 6 914 | - | 0 | 90 777 | - |
| UNITED KINGDOM | 176 | 81 121 | 45 991,48 | 2 910 | 1 186 245 | 40 664,43 |
| NETHERLANDS | 246 341 | 94 243 | -61,74 | 1 293 694 | 491 055 | -62,04 |
| FRANCE | 0 | 88 | - | 0 | 1 515 | - |
| GERMANY, FED. REP. OF | 133 198 | 155 728 | 16,91 | 1 611 670 | 2 474 963 | 53,57 |
| AUSTRIA | 231 | 0 | -100,00 | 3 755 | 0 | -100,00 |
| BELGIUM | 747 544 | 265 009 | -64,55 | 5 838 416 | 2 186 204 | -62,55 |
| SWITZERLAND | 33 | 341 | 933,33 | 600 | 5 565 | 827,50 |
| DENMARK | 9 835 | 19 946 | 102,81 | 349 300 | 522 186 | 49,49 |
| SWEDEN | 8 600 | 0 | -100,00 | 41 968 | 0 | -100,00 |
| ITALY | 35 467 | 26 234 | -26,03 | 50 437 | 34 750 | -31,10 |
| SPAIN | 40 780 | 8 141 | -80,04 | 543 986 | 108 420 | -80,07 |
| PORTUGAL | 0 | 20 137 | - | 0 | 718 182 | - |
| GREECE | 0 | 27 521 | - | 0 | 697 549 | - |
| HUNGARY | 231 | 550 | 138,10 | 3 970 | 9 390 | 136,52 |
| POLAND | 1 100 | 5 302 | 382,00 | 18 905 | 92 055 | 386,93 |
| ROMANIA | 517 | 0 | -100,00 | 9 400 | 0 | -100,00 |
| BULGARIA | 19 800 | 0 | -100,00 | 56 086 | 0 | -100,00 |
| LITHUANIA | 51 037 | 20 685 | -59,47 | 2 018 287 | 736 242 | -63,52 |
| SLOVAKIA | 55 | 0 | -100,00 | 880 | 0 | -100,00 |
| CZECH REPUBLIC | 374 | 0 | -100,00 | 6 180 | 0 | -100,00 |
| RUSSIA FEDERATION | 237 380 | 0 | -100,00 | 1 404 672 | 0 | -100,00 |
| -DAGING TERNAK | 413 606 | 577 182 | 39,55 | 1 923 149 | 3 492 587 | 81,61 |
| JAPAN | 0 | 4 | - | 0 | 37 | - |
| HONG KONG | 26 877 | 16 485 | -38,67 | 28 033 | 18 240 | -34,93 |
| KOREA, REPUBLIC OF | 4 000 | 0 | -100,00 | 15 000 | 0 | -100,00 |
| SINGAPORE | 0 | 550 | - | 0 | 2 205 | - |
| MALAYSIA | 7 200 | 0 | -100,00 | 22 996 | 0 | -100,00 |
| VIET NAM | 16 555 | 0 | -100,00 | 2 911 | 0 | -100,00 |
| UNITED KINGDOM | 0 | 1 | - | 0 | 6 | - |

TABEL 5. PERKEMBANGAN EKSPOR INDONESIA MENURUT KOMODITI DAN NEGARA TUJUAN

| JENIS BARANG | BERAT BERSIH (KG) | | PERUB | NILAI FOB (US \$) | | PERUB |
|----------------------------|-------------------|-------------------|---------------|--------------------|--------------------|--------------|
| | JAN-FEB 2012 | JAN-FEB 2013 | % | JAN-FEB 2012 | JAN-FEB 2013 | % |
| (1) | (2) | (3) | (4) | (5) | (6) | (7) |
| NETHERLANDS | 27 328 | 27 490 | 0,59 | 153 754 | 186 839 | 21,52 |
| FRANCE | 95 396 | 165 366 | 73,35 | 544 760 | 1 107 036 | 103,22 |
| BELGIUM | 236 250 | 367 286 | 55,46 | 1 155 695 | 2 178 224 | 88,48 |
| -IKAN OLAHAN | 40 797 464 | 36 076 795 | -11,57 | 232 727 764 | 229 334 702 | -1,46 |
| JAPAN | 4 959 469 | 4 957 099 | -0,05 | 33 560 178 | 31 180 517 | -7,09 |
| HONG KONG | 170 853 | 163 128 | -4,52 | 1 835 826 | 2 060 366 | 12,23 |
| KOREA, REPUBLIC OF | 792 441 | 836 822 | 5,60 | 2 301 431 | 2 635 450 | 14,51 |
| TAIWAN | 584 605 | 785 788 | 34,41 | 1 255 542 | 2 134 687 | 70,02 |
| CHINA | 453 865 | 670 571 | 47,75 | 724 993 | 1 213 514 | 67,38 |
| PAPUA NEW GUINEA | 287 712 | 64 716 | -77,51 | 414 000 | 91 420 | -77,92 |
| THAILAND | 3 726 134 | 1 170 583 | -68,58 | 10 908 768 | 4 159 433 | -61,87 |
| SINGAPORE | 701 433 | 864 874 | 23,30 | 2 821 135 | 3 318 818 | 17,64 |
| PHILIPPINES | 134 900 | 59 728 | -55,72 | 204 461 | 76 581 | -62,54 |
| MALAYSIA | 1 391 130 | 1 483 268 | 6,62 | 3 463 245 | 3 583 669 | 3,48 |
| BRUNEI DARUSSALAM | 588 | 19 050 | 3 139,80 | 1 276 | 34 238 | 2 583,23 |
| VIET NAM | 661 650 | 516 892 | -21,88 | 1 779 103 | 1 544 020 | -13,21 |
| SRI LANKA | 1 276 137 | 589 648 | -53,79 | 1 818 295 | 688 420 | -62,14 |
| IRAN (ISLAMIC REPUBLIC OF) | 40 000 | 0 | -100,00 | 119 040 | 0 | -100,00 |
| SAUDI ARABIA | 2 261 751 | 1 708 072 | -24,48 | 11 989 076 | 8 602 856 | -28,24 |
| ISRAIL | 127 660 | 104 980 | -17,77 | 558 616 | 502 802 | -9,99 |
| KUWAIT | 148 720 | 17 044 | -88,54 | 582 650 | 88 750 | -84,77 |
| JORDAN | 501 064 | 440 077 | -12,17 | 2 143 740 | 1 704 900 | -20,47 |
| LEBANON | 80 515 | 7 724 | -90,41 | 248 281 | 73 323 | -70,47 |
| YEMEN | 30 192 | 250 776 | 730,60 | 116 946 | 1 059 698 | 806,14 |
| OMAN | 27 000 | 44 504 | 64,83 | 68 000 | 101 330 | 49,01 |
| SYRIA ARAB REPUBLIC | 0 | 120 000 | - | 0 | 361 600 | - |
| TURKEY | 90 576 | 0 | -100,00 | 397 800 | 0 | -100,00 |
| UNITED ARAB EMIRATES | 50 826 | 102 746 | 102,15 | 457 832 | 556 391 | 21,53 |
| BAHRAIN | 1 150 | 250 | -78,26 | 17 737 | 3 500 | -80,27 |
| CYPRUS | 0 | 2 533 | - | 0 | 13 425 | - |
| EGYPT | 638 040 | 0 | -100,00 | 2 788 420 | 0 | -100,00 |
| LIBYAN ARAB JAMAHIRIYA | 219 846 | 442 336 | 101,20 | 1 137 458 | 1 837 135 | 61,51 |
| MOROCCO | 0 | 29 376 | - | 0 | 126 000 | - |
| ALGERIA | 268 500 | 19 075 | -92,90 | 951 350 | 33 763 | -96,45 |
| SUDAN | 78 375 | 2 115 | -97,30 | 240 180 | 7 200 | -97,00 |
| ERITREA | 0 | 20 000 | - | 0 | 57 600 | - |
| NAMIBIA | 53 382 | 105 880 | 98,34 | 188 782 | 238 652 | 26,42 |
| TANZANIA, UNITED REP. OF | 160 000 | 20 000 | -87,50 | 448 000 | 57 600 | -87,14 |
| KENYA | 46 500 | 0 | -100,00 | 78 000 | 0 | -100,00 |
| REUNION | 0 | 6 636 | - | 0 | 48 063 | - |
| MOZAMBIQUE | 107 270 | 261 144 | 143,45 | 146 748 | 266 760 | 81,78 |
| EQUATORIAL GUINEA | 0 | 40 000 | - | 0 | 105 600 | - |
| TOGO | 75 877 | 100 000 | 31,79 | 203 711 | 262 400 | 28,81 |
| GHANA | 1 085 614 | 453 704 | -58,21 | 2 440 947 | 1 012 235 | -58,53 |
| LIBERIA | 0 | 56 006 | - | 0 | 131 619 | - |
| ANGOLA | 103 936 | 289 300 | 178,34 | 332 837 | 584 000 | 75,46 |
| CONGO | 20 000 | 20 000 | 0,00 | 48 000 | 59 200 | 23,33 |
| CAMEROON | 76 451 | 60 000 | -21,52 | 209 286 | 184 000 | -12,08 |
| NIGERIA | 215 425 | 95 500 | -55,67 | 451 870 | 238 000 | -47,33 |
| SIERRA LEONE | 51 194 | 39 313 | -23,21 | 125 300 | 113 220 | -9,64 |
| GABON | 20 000 | 18 360 | -8,20 | 56 800 | 25 200 | -55,63 |
| COTE D'IVOIRE | 168 500 | 0 | -100,00 | 328 200 | 0 | -100,00 |
| SENEGAL | 40 000 | 38 750 | -3,13 | 114 880 | 98 700 | -14,08 |
| MAURITANIA | 0 | 60 000 | - | 0 | 158 400 | - |
| MALI | 0 | 77 500 | - | 0 | 206 535 | - |
| BENIN | 160 000 | 40 000 | -75,00 | 475 968 | 116 160 | -75,59 |
| GAMBIA | 100 000 | 0 | -100,00 | 289 600 | 0 | -100,00 |
| SOUTH AFRICA | 55 586 | 13 320 | -76,04 | 199 116 | 74 750 | -62,46 |
| MAURITIUS | 29 335 | 41 490 | 41,44 | 77 161 | 133 902 | 73,54 |
| AUSTRALIA | 752 351 | 1 020 156 | 35,60 | 5 920 318 | 7 661 674 | 29,41 |
| NEW ZEALAND | 34 661 | 7 892 | -77,23 | 144 877 | 33 542 | -76,85 |
| GUAM | 13 500 | 24 901 | 84,45 | 101 250 | 199 204 | 96,74 |
| NEW CALEDONIA | 20 000 | 0 | -100,00 | 57 600 | 0 | -100,00 |
| FIJI | 62 636 | 31 318 | -50,00 | 157 360 | 70 523 | -55,18 |
| SAMOA | 18 462 | 18 462 | 0,00 | 24 797 | 24 435 | -1,46 |
| CHRISTMAS ISLANDS | 0 | 20 | - | 0 | 84 | - |
| EAST TIMOR | 274 197 | 215 708 | -21,33 | 297 061 | 322 994 | 8,73 |
| UNITED STATES | 7 880 450 | 9 986 192 | 26,72 | 82 034 681 | 103 057 112 | 25,63 |
| CANADA | 383 970 | 327 805 | -14,63 | 2 599 479 | 1 719 707 | -33,84 |
| MEXICO | 155 950 | 507 232 | 225,25 | 823 010 | 1 235 170 | 50,08 |
| GUATEMALA | 32 111 | 0 | -100,00 | 59 992 | 0 | -100,00 |
| PANAMA | 0 | 16 000 | - | 0 | 131 400 | - |
| CHILE | 30 760 | 0 | -100,00 | 170 150 | 0 | -100,00 |
| BRAZIL | 0 | 20 000 | - | 0 | 61 600 | - |
| PERU | 176 256 | 44 064 | -75,00 | 890 460 | 123 000 | -86,19 |
| PUERTO RICO | 53 538 | 0 | -100,00 | 468 481 | 0 | -100,00 |

TABEL 5. PERKEMBANGAN EKSPOR INDONESIA MENURUT KOMODITI DAN NEGARA TUJUAN

| JENIS BARANG | BERAT BERSIH (KG) | | PERUB | NILAI FOB (US \$) | | PERUB |
|------------------------------|-------------------|------------------|---------------|-------------------|------------------|---------------|
| | JAN-FEB 2012 | JAN-FEB 2013 | % | JAN-FEB 2012 | JAN-FEB 2013 | % |
| (1) | (2) | (3) | (4) | (5) | (6) | (7) |
| MARTINIQUE | 1 480 | 14 050 | 849,32 | 7 861 | 80 198 | 920,20 |
| NETHERLANDS ANTILLES | 0 | 10 816 | - | 0 | 79 728 | - |
| GUADELOUPE | 5 070 | 5 978 | 17,91 | 41 321 | 50 761 | 22,85 |
| UNITED KINGDOM | 2 285 853 | 1 321 929 | -42,17 | 12 243 315 | 7 581 096 | -38,08 |
| NETHERLANDS | 888 984 | 1 115 181 | 25,44 | 6 461 611 | 13 508 915 | 109,06 |
| FRANCE | 349 114 | 371 603 | 6,44 | 2 403 581 | 2 416 262 | 0,53 |
| GERMANY, FED. REP. OF | 1 823 705 | 1 279 680 | -29,83 | 9 024 179 | 7 359 068 | -18,45 |
| AUSTRIA | 0 | 16 880 | - | 0 | 59 355 | - |
| BELGIUM | 669 078 | 376 313 | -43,76 | 3 695 199 | 2 447 154 | -33,77 |
| SWITZERLAND | 0 | 11 370 | - | 0 | 72 188 | - |
| DENMARK | 32 225 | 10 000 | -68,97 | 143 291 | 58 900 | -58,89 |
| NORWAY | 215 | 0 | -100,00 | 1 777 | 0 | -100,00 |
| SWEDEN | 1 860 | 0 | -100,00 | 17 861 | 0 | -100,00 |
| FINLAND | 8 250 | 1 | -99,99 | 156 750 | 9 | -99,99 |
| ITALY | 523 235 | 770 741 | 47,30 | 4 190 218 | 4 345 659 | 3,71 |
| SPAIN | 124 143 | 178 384 | 43,69 | 786 482 | 684 249 | -13,00 |
| PORTUGAL | 668 123 | 431 166 | -35,47 | 3 944 309 | 2 235 445 | -43,32 |
| GREECE | 25 388 | 8 | -99,97 | 136 097 | 436 | -99,68 |
| THE DEMOCRATIC REPUBLIC OF 1 | 342 100 | 210 940 | -38,34 | 801 304 | 398 800 | -50,23 |
| POLAND | 0 | 2 878 | - | 0 | 8 635 | - |
| BULGARIA | 63 624 | 29 754 | -53,23 | 252 203 | 100 640 | -60,10 |
| ALBANIA | 0 | 16 150 | - | 0 | 48 110 | - |
| UKRAINE | 18 000 | 0 | -100,00 | 195 300 | 0 | -100,00 |
| ESTONIA | 8 413 | 0 | -100,00 | 138 796 | 0 | -100,00 |
| CROATIA | 166 314 | 61 176 | -63,22 | 658 873 | 220 625 | -66,51 |
| BOSNIA AND HERZEGOVINA | 14 592 | 14 592 | 0,00 | 71 250 | 44 650 | -37,33 |
| MALTA | 15 857 | 0 | -100,00 | 67 580 | 0 | -100,00 |
| SLOVAKIA | 0 | 14 688 | - | 0 | 64 800 | - |
| SLOVENIA | 15 000 | 0 | -100,00 | 43 800 | 0 | -100,00 |
| CZECH REPUBLIC | 0 | 219 852 | - | 0 | 703 186 | - |
| RUSSIA FEDERATION | 583 797 | 0 | -100,00 | 4 374 705 | 0 | -100,00 |
| SERBIA | 0 | 42 237 | - | 0 | 158 986 | - |
| -BERAS GILING | 133 880 | 41 290 | -69,16 | 180 739 | 70 557 | -60,96 |
| KOREA, REPUBLIC OF | 0 | 100 | - | 0 | 100 | - |
| TAIWAN | 72 000 | 0 | -100,00 | 86 400 | 0 | -100,00 |
| SINGAPORE | 25 000 | 24 000 | -4,00 | 35 580 | 39 360 | 10,62 |
| EAST TIMOR | 0 | 360 | - | 0 | 295 | - |
| UNITED STATES | 19 780 | 0 | -100,00 | 28 017 | 0 | -100,00 |
| GERMANY, FED. REP. OF | 17 100 | 16 700 | -2,34 | 30 742 | 30 562 | -0,59 |
| ESTONIA | 0 | 130 | - | 0 | 240 | - |
| -KOPI OLAHAN | 13 213 | 1 151 | -91,29 | 43 867 | 4 040 | -90,79 |
| JAPAN | 600 | 0 | -100,00 | 4 164 | 0 | -100,00 |
| TAIWAN | 78 | 0 | -100,00 | 1 273 | 0 | -100,00 |
| CHINA | 0 | 650 | - | 0 | 2 425 | - |
| MALAYSIA | 12 535 | 500 | -96,01 | 38 430 | 1 600 | -95,84 |
| UNITED STATES | 0 | 1 | - | 0 | 15 | - |
| -TEH OLAHAN | 1 007 718 | 1 032 618 | 2,47 | 4 329 728 | 4 686 829 | 8,25 |
| JAPAN | 8 164 | 24 800 | 203,77 | 21 261 | 5 878 | -72,35 |
| HONG KONG | 165 | 18 918 | 11 365,45 | 1 546 | 9 820 | 535,19 |
| KOREA, REPUBLIC OF | 444 | 459 | 3,38 | 4 091 | 3 307 | -19,16 |
| TAIWAN | 67 365 | 71 877 | 6,70 | 283 189 | 327 797 | 15,75 |
| CHINA | 24 000 | 72 006 | 200,03 | 22 560 | 65 821 | 191,76 |
| MONGOLIA | 11 896 | 9 100 | -23,50 | 75 463 | 61 993 | -17,85 |
| PAPUA NEW GUINEA | 0 | 5 | - | 0 | 7 | - |
| THAILAND | 16 063 | 20 606 | 28,28 | 127 840 | 160 212 | 25,32 |
| SINGAPORE | 66 424 | 72 852 | 9,68 | 343 026 | 472 336 | 37,70 |
| PHILIPPINES | 9 182 | 12 311 | 34,08 | 98 207 | 111 118 | 13,15 |
| MALAYSIA | 238 179 | 168 605 | -29,21 | 918 060 | 961 772 | 4,76 |
| MYANMAR | 0 | 120 | - | 0 | 945 | - |
| BRUNEI DARUSSALAM | 0 | 921 | - | 0 | 4 515 | - |
| VIET NAM | 3 323 | 55 176 | 1 560,43 | 21 475 | 373 557 | 1 639,50 |
| MALDIVES | 0 | 3 564 | - | 0 | 22 463 | - |
| PAKISTAN | 57 603 | 142 960 | 148,18 | 139 695 | 262 244 | 87,73 |
| IRAN (ISLAMIC REPUBLIC OF) | 46 200 | 0 | -100,00 | 140 316 | 0 | -100,00 |
| SAUDI ARABIA | 250 | 12 898 | 5 059,20 | 1 552 | 144 985 | 9 241,82 |
| UNITED ARAB EMIRATES | 0 | 3 601 | - | 0 | 21 055 | - |
| AUSTRALIA | 293 553 | 256 012 | -12,79 | 1 605 461 | 1 324 816 | -17,48 |
| NEW ZEALAND | 100 391 | 63 710 | -36,54 | 429 446 | 280 512 | -34,68 |
| NEW CALEDONIA | 604 | 0 | -100,00 | 514 | 0 | -100,00 |
| KIRIBATI | 300 | 200 | -33,33 | 1 000 | 350 | -65,00 |
| EAST TIMOR | 47 477 | 10 619 | -77,63 | 16 342 | 14 553 | -10,95 |
| UNITED STATES | 10 | 431 | 4 210,00 | 5 | 8 272 | 165 340,00 |
| CANADA | 2 000 | 0 | -100,00 | 30 000 | 0 | -100,00 |
| UNITED KINGDOM | 0 | 201 | - | 0 | 2 790 | - |

TABEL 5. PERKEMBANGAN EKSPOR INDONESIA MENURUT KOMODITI DAN NEGARA TUJUAN

| JENIS BARANG | BERAT BERSIH (KG) | | PERUB % | NILAI FOB (US \$) | | PERUB % |
|--------------------------------|-------------------|--------------------|--------------|--------------------|--------------------|---------------|
| | JAN-FEB 2012 | JAN-FEB 2013 | | JAN-FEB 2012 | JAN-FEB 2013 | |
| (1) | (2) | (3) | (4) | (5) | (6) | (7) |
| NETHERLANDS | 0 | 27 | - | 0 | 33 | - |
| GERMANY, FED. REP. OF | 7 | 3 602 | 51 357,14 | 18 | 22 700 | 126 011,11 |
| BELGIUM | 0 | 3 | - | 0 | 3 | - |
| SPAIN | 14 118 | 0 | -100,00 | 48 661 | 0 | -100,00 |
| POLAND | 0 | 7 034 | - | 0 | 22 975 | - |
| -GULA PASIR | 119 128 | 110 220 | -7,48 | 278 870 | 199 135 | -28,59 |
| JAPAN | 605 | 0 | -100,00 | 1 787 | 0 | -100,00 |
| HONG KONG | 8 447 | 7 333 | -13,19 | 17 476 | 14 870 | -14,91 |
| KOREA, REPUBLIC OF | 0 | 2 000 | - | 0 | 2 100 | - |
| TAIWAN | 4 770 | 0 | -100,00 | 14 382 | 0 | -100,00 |
| SINGAPORE | 3 800 | 14 876 | 291,47 | 1 955 | 7 839 | 300,97 |
| MALAYSIA | 38 336 | 21 096 | -44,97 | 28 477 | 13 457 | -52,74 |
| UNITED ARAB EMIRATES | 3 245 | 0 | -100,00 | 1 233 | 0 | -100,00 |
| QATAR | 188 | 0 | -100,00 | 281 | 0 | -100,00 |
| UGANDA | 0 | 20 | - | 0 | 2 | - |
| AUSTRALIA | 1 500 | 500 | -66,67 | 2 477 | 1 400 | -43,48 |
| NEW ZEALAND | 0 | 288 | - | 0 | 394 | - |
| NEW CALEDONIA | 48 | 0 | -100,00 | 37 | 0 | -100,00 |
| EAST TIMOR | 1 333 | 85 | -93,62 | 1 486 | 13 | -99,13 |
| UNITED STATES | 34 484 | 19 651 | -43,01 | 137 399 | 42 903 | -68,77 |
| CANADA | 9 576 | 13 000 | 35,76 | 20 568 | 37 200 | 80,86 |
| UNITED KINGDOM | 1 000 | 0 | -100,00 | 2 800 | 0 | -100,00 |
| NETHERLANDS | 5 000 | 3 371 | -32,58 | 16 841 | 10 237 | -39,21 |
| GERMANY, FED. REP. OF | 6 796 | 18 000 | 164,86 | 31 671 | 48 200 | 52,19 |
| HUNGARY | 0 | 10 000 | - | 0 | 20 520 | - |
| -GULA LAINNYA | 2 975 388 | 3 493 183 | 17,40 | 4 089 080 | 5 076 794 | 24,15 |
| JAPAN | 21 050 | 55 398 | 163,17 | 20 933 | 53 466 | 155,41 |
| HONG KONG | 20 218 | 27 634 | 36,68 | 16 230 | 24 568 | 51,37 |
| KOREA, REPUBLIC OF | 57 618 | 50 000 | -13,22 | 64 650 | 55 804 | -13,68 |
| TAIWAN | 15 588 | 14 141 | -9,28 | 22 291 | 12 930 | -41,99 |
| CHINA | 347 521 | 88 296 | -74,59 | 306 524 | 113 764 | -62,89 |
| PAPUA NEW GUINEA | 0 | 10 | - | 0 | 10 | - |
| THAILAND | 50 | 0 | -100,00 | 50 | 0 | -100,00 |
| SINGAPORE | 154 109 | 102 445 | -33,52 | 199 335 | 129 227 | -35,17 |
| PHILIPPINES | 881 | 78 | -91,15 | 6 542 | 815 | -87,54 |
| MALAYSIA | 77 999 | 116 673 | 49,58 | 76 069 | 128 629 | 69,10 |
| MYANMAR | 0 | 16 000 | - | 0 | 42 450 | - |
| BRUNEI DARUSSALAM | 354 | 0 | -100,00 | 1 309 | 0 | -100,00 |
| VIET NAM | 0 | 5 688 | - | 0 | 27 011 | - |
| MALDIVES | 1 635 | 8 104 | 395,66 | 1 540 | 244 | -84,16 |
| INDIA | 25 925 | 0 | -100,00 | 22 019 | 0 | -100,00 |
| PAKISTAN | 746 | 0 | -100,00 | 1 193 | 0 | -100,00 |
| SAUDI ARABIA | 12 132 | 27 600 | 127,50 | 22 012 | 41 784 | 89,82 |
| KUWAIT | 9 | 0 | -100,00 | 27 | 0 | -100,00 |
| JORDAN | 0 | 456 | - | 0 | 1 540 | - |
| YEMEN | 0 | 5 227 | - | 0 | 9 786 | - |
| UNITED ARAB EMIRATES | 987 | 713 | -27,76 | 225 | 1 363 | 505,78 |
| QATAR | 407 | 1 150 | 182,56 | 704 | 4 178 | 493,47 |
| MAURITANIA | 0 | 570 | - | 0 | 2 263 | - |
| BENIN | 2 500 | 0 | -100,00 | 160 | 0 | -100,00 |
| SOUTH AFRICA | 38 250 | 27 000 | -29,41 | 28 689 | 24 680 | -13,97 |
| AUSTRALIA | 68 753 | 68 252 | -0,73 | 68 203 | 156 924 | 130,08 |
| NEW ZEALAND | 60 500 | 31 170 | -48,48 | 52 630 | 33 412 | -36,52 |
| FIJI | 0 | 22 000 | - | 0 | 15 180 | - |
| KIRIBATI | 744 | 0 | -100,00 | 728 | 0 | -100,00 |
| CHRISTMAS ISLANDS | 0 | 3 | - | 0 | 169 | - |
| EAST TIMOR | 2 290 | 14 802 | 546,38 | 2 284 | 2 926 | 28,11 |
| UNITED STATES | 1 824 529 | 2 600 147 | 42,51 | 2 693 465 | 3 727 741 | 38,40 |
| CANADA | 126 953 | 88 752 | -30,09 | 260 528 | 159 691 | -38,70 |
| MEXICO | 0 | 4 000 | - | 0 | 17 160 | - |
| UNITED KINGDOM | 28 750 | 15 000 | -47,83 | 62 788 | 44 960 | -28,39 |
| NETHERLANDS | 32 102 | 89 444 | 178,62 | 41 616 | 201 328 | 383,78 |
| GERMANY, FED. REP. OF | 0 | 1 825 | - | 0 | 7 665 | - |
| BELGIUM | 12 960 | 8 | -99,94 | 36 709 | 14 | -99,96 |
| SWITZERLAND | 25 | 400 | 1 500,00 | 1 668 | 1 354 | -18,82 |
| NORWAY | 25 500 | 0 | -100,00 | 21 020 | 0 | -100,00 |
| FINLAND | 11 003 | 1 440 | -86,91 | 45 299 | 9 403 | -79,24 |
| HUNGARY | 0 | 1 000 | - | 0 | 2 950 | - |
| BULGARIA | 0 | 6 000 | - | 0 | 14 700 | - |
| ESTONIA | 0 | 1 250 | - | 0 | 1 919 | - |
| SLOVENIA | 3 300 | 0 | -100,00 | 11 640 | 0 | -100,00 |
| CZECH REPUBLIC | 0 | 507 | - | 0 | 4 786 | - |
| -MAKANAN OLAHAN LAINNYA | 89 523 276 | 104 633 482 | 16,88 | 247 427 880 | 277 867 283 | 12,30 |
| JAPAN | 1 652 201 | 1 571 219 | -4,90 | 3 331 558 | 4 037 867 | 21,20 |

TABEL 5. PERKEMBANGAN EKSPOR INDONESIA MENURUT KOMODITI DAN NEGARA TUJUAN

| JENIS BARANG | BERAT BERSIH (KG) | | PERUB | NILAI FOB (US \$) | | PERUB |
|----------------------------|-------------------|--------------|----------|-------------------|--------------|-----------|
| | JAN-FEB 2012 | JAN-FEB 2013 | % | JAN-FEB 2012 | JAN-FEB 2013 | % |
| (1) | (2) | (3) | (4) | (5) | (6) | (7) |
| HONG KONG | 2 132 319 | 2 574 555 | 20,74 | 16 014 098 | 14 954 215 | -6,62 |
| KOREA, DEM. PEOPLE'S REP. | 0 | 6 972 | - | 0 | 11 504 | - |
| KOREA, REPUBLIC OF | 1 173 933 | 1 498 672 | 27,66 | 2 708 270 | 3 609 361 | 33,27 |
| TAIWAN | 2 970 396 | 3 819 533 | 28,59 | 6 298 483 | 7 419 478 | 17,80 |
| CHINA | 1 943 998 | 3 575 392 | 83,92 | 6 985 228 | 13 150 307 | 88,26 |
| MONGOLIA | 12 904 | 22 190 | 71,96 | 31 036 | 48 781 | 57,18 |
| MACAU | 0 | 6 562 | - | 0 | 14 280 | - |
| PAPUA NEW GUINEA | 834 891 | 1 047 622 | 25,48 | 2 331 263 | 2 253 444 | -3,34 |
| THAILAND | 4 885 013 | 4 149 243 | -15,06 | 14 575 374 | 11 209 579 | -23,09 |
| SINGAPORE | 6 813 387 | 6 352 443 | -6,77 | 27 186 575 | 19 850 952 | -26,98 |
| PHILIPPINES | 16 739 942 | 21 387 355 | 27,76 | 48 234 175 | 57 889 112 | 20,02 |
| MALAYSIA | 15 314 229 | 19 226 540 | 25,55 | 31 147 787 | 36 433 054 | 16,97 |
| MYANMAR | 496 363 | 520 140 | 4,79 | 1 353 584 | 1 539 197 | 13,71 |
| CAMBODIA | 81 732 | 236 382 | 189,22 | 981 383 | 1 263 945 | 28,79 |
| BRUNEI DARUSSALAM | 645 564 | 627 944 | -2,73 | 1 443 500 | 1 362 558 | -5,61 |
| NEPAL | 7 909 | 11 926 | 50,79 | 14 182 | 22 995 | 62,14 |
| VIET NAM | 3 856 979 | 4 288 045 | 11,18 | 14 301 243 | 18 438 600 | 28,93 |
| MALDIVES | 135 439 | 190 482 | 40,64 | 386 916 | 238 508 | -38,36 |
| INDIA | 1 176 033 | 789 968 | -32,83 | 1 995 281 | 1 833 485 | -8,11 |
| PAKISTAN | 683 938 | 349 830 | -48,85 | 1 564 229 | 1 199 694 | -23,30 |
| BANGLADESH | 44 107 | 77 394 | 75,47 | 273 815 | 277 773 | 1,45 |
| SRI LANKA | 103 347 | 84 051 | -18,67 | 310 471 | 175 825 | -43,37 |
| AFGHANISTAN | 26 750 | 0 | -100,00 | 124 356 | 0 | -100,00 |
| IRAN (ISLAMIC REPUBLIC OF) | 70 342 | 58 933 | -16,22 | 177 686 | 195 075 | 9,79 |
| SAUDI ARABIA | 2 943 868 | 3 390 165 | 15,16 | 10 107 822 | 13 394 049 | 32,51 |
| ISRAEL | 96 077 | 167 435 | 74,27 | 194 410 | 477 591 | 145,66 |
| KUWAIT | 102 677 | 190 622 | 85,65 | 275 591 | 517 452 | 87,76 |
| JORDAN | 2 730 541 | 1 130 205 | -58,61 | 4 088 082 | 2 664 190 | -34,83 |
| LEBANON | 210 734 | 358 928 | 70,32 | 689 764 | 1 241 758 | 80,03 |
| PALESTINA | 0 | 110 592 | - | 0 | 327 563 | - |
| YEMEN | 87 973 | 189 087 | 114,94 | 191 318 | 586 795 | 206,71 |
| OMAN | 74 521 | 123 026 | 65,09 | 125 021 | 356 803 | 185,39 |
| TURKEY | 94 600 | 692 553 | 632,09 | 179 716 | 1 656 961 | 821,99 |
| UNITED ARAB EMIRATES | 1 092 481 | 1 291 652 | 18,23 | 2 918 752 | 4 225 629 | 44,78 |
| QATAR | 59 316 | 73 422 | 23,78 | 124 664 | 148 929 | 19,46 |
| BAHRAIN | 159 520 | 226 101 | 41,74 | 372 868 | 504 493 | 35,30 |
| EGYPT | 51 049 | 226 349 | 343,40 | 104 262 | 559 908 | 437,02 |
| LIBYAN ARAB JAMAHIRIYA | 29 844 | 42 743 | 43,22 | 176 759 | 170 048 | -3,80 |
| MOROCCO | 26 000 | 0 | -100,00 | 27 003 | 0 | -100,00 |
| ALGERIA | 128 721 | 112 706 | -12,44 | 184 519 | 189 024 | 2,44 |
| SUDAN | 0 | 11 820 | - | 0 | 54 120 | - |
| TANZANIA, UNITED REP. OF | 6 000 | 6 000 | 0,00 | 13 100 | 14 600 | 11,45 |
| MADAGASCAR | 547 150 | 344 922 | -36,96 | 1 002 324 | 537 385 | -46,39 |
| SOMALIA | 0 | 62 411 | - | 0 | 325 806 | - |
| KENYA | 12 825 | 59 999 | 367,83 | 33 190 | 147 409 | 344,14 |
| REUNION | 0 | 2 008 | - | 0 | 13 580 | - |
| MOZAMBIQUE | 12 480 | 65 219 | 422,59 | 20 888 | 126 610 | 506,14 |
| TOGO | 50 939 | 18 223 | -64,23 | 150 295 | 54 907 | -63,47 |
| GHANA | 81 841 | 24 297 | -70,31 | 194 989 | 56 202 | -71,18 |
| LIBERIA | 23 280 | 280 | -98,80 | 106 700 | 600 | -99,44 |
| GUINEA | 31 905 | 48 659 | 52,51 | 131 525 | 159 466 | 21,24 |
| ANGOLA | 5 365 | 41 065 | 665,42 | 20 511 | 116 813 | 469,51 |
| CONGO | 55 | 3 138 | 5 605,45 | 38 | 4 532 | 11 826,32 |
| CAMEROON | 0 | 18 262 | - | 0 | 30 321 | - |
| NIGERIA | 1 352 119 | 1 552 156 | 14,79 | 5 581 127 | 5 853 894 | 4,89 |
| SIERRA LEONE | 23 280 | 23 280 | 0,00 | 106 700 | 106 700 | 0,00 |
| GABON | 5 536 | 5 539 | 0,05 | 8 394 | 8 870 | 5,67 |
| COTE D'IVOIRE | 23 355 | 23 282 | -0,31 | 106 758 | 106 706 | -0,05 |
| SENEGAL | 0 | 8 | - | 0 | 12 | - |
| MALI | 67 200 | 9 283 | -86,19 | 308 000 | 23 313 | -92,43 |
| BENIN | 44 331 | 7 422 | -83,26 | 78 729 | 12 787 | -83,76 |
| BURKINA FASO | 10 320 | 23 280 | 125,58 | 47 300 | 106 700 | 125,58 |
| GAMBIA | 23 280 | 69 840 | 200,00 | 106 700 | 320 100 | 200,00 |
| SEYCHELLES | 5 173 | 2 048 | -60,41 | 41 895 | 16 257 | -61,20 |
| UGANDA | 5 940 | 6 | -99,90 | 8 970 | 4 | -99,96 |
| NIGER | 71 911 | 33 600 | -53,28 | 283 926 | 154 000 | -45,76 |
| SAO TOME AND PRINCIPE | 10 577 | 0 | -100,00 | 21 273 | 0 | -100,00 |
| SOUTH AFRICA | 160 139 | 155 426 | -2,94 | 343 492 | 374 569 | 9,05 |
| ZIMBABWE | 13 890 | 0 | -100,00 | 21 179 | 0 | -100,00 |
| MALAWI | 12 600 | 0 | -100,00 | 19 600 | 0 | -100,00 |
| MAURITIUS | 175 053 | 193 446 | 10,51 | 480 087 | 523 636 | 9,07 |
| AUSTRALIA | 2 831 595 | 2 283 103 | -19,37 | 7 341 351 | 6 098 825 | -16,93 |
| NEW ZEALAND | 491 173 | 644 124 | 31,14 | 1 154 678 | 1 490 825 | 29,11 |
| MICRONESIA, FED. STATES OF | 3 283 | 0 | -100,00 | 9 403 | 0 | -100,00 |
| GUAM | 150 | 0 | -100,00 | 1 000 | 0 | -100,00 |
| NAURU | 3 534 | 6 106 | 72,78 | 14 203 | 18 452 | 29,92 |
| NEW CALEDONIA | 56 906 | 34 044 | -40,18 | 106 222 | 67 086 | -36,84 |

TABEL 5. PERKEMBANGAN EKSPOR INDONESIA MENURUT KOMODITI DAN NEGARA TUJUAN

| JENIS BARANG | BERAT BERSIH (KG) | | PERUB | NILAI FOB (US \$) | | PERUB |
|------------------------------|-------------------|-------------------|--------------|-------------------|------------------|--------------|
| | JAN-FEB 2012 | JAN-FEB 2013 | % | JAN-FEB 2012 | JAN-FEB 2013 | % |
| (1) | (2) | (3) | (4) | (5) | (6) | (7) |
| NORTHERN MARIANA ISLANDS | 0 | 10 981 | - | 0 | 24 274 | - |
| VANUATU | 9 667 | 14 254 | 47,45 | 93 152 | 25 258 | -72,89 |
| AMERICAN SAMOA | 13 680 | 8 703 | -36,38 | 26 863 | 23 655 | -11,94 |
| COOK ISLANDS | 0 | 5 645 | - | 0 | 10 267 | - |
| FIJI | 123 049 | 72 762 | -40,87 | 289 980 | 171 015 | -41,03 |
| KIRIBATI | 50 904 | 20 455 | -59,82 | 114 976 | 64 301 | -44,07 |
| MARSHALL ISLANDS | 0 | 6 600 | - | 0 | 22 000 | - |
| SAMOA | 88 930 | 776 043 | 772,64 | 187 293 | 124 429 | -33,56 |
| SOLOMON ISLANDS | 322 361 | 178 815 | -44,53 | 564 441 | 458 911 | -18,70 |
| TONGA | 50 495 | 62 197 | 23,17 | 99 309 | 136 672 | 37,62 |
| CHRISTMAS ISLANDS | 0 | 428 | - | 0 | 606 | - |
| EAST TIMOR | 2 769 224 | 3 566 416 | 28,79 | 4 258 824 | 4 260 035 | 0,03 |
| UNITED STATES | 5 016 116 | 5 509 014 | 9,83 | 10 447 601 | 12 708 116 | 21,64 |
| CANADA | 196 368 | 287 908 | 46,62 | 1 174 394 | 1 028 481 | -12,42 |
| MEXICO | 328 352 | 458 601 | 39,67 | 726 121 | 1 061 789 | 46,23 |
| GUATEMALA | 12 500 | 0 | -100,00 | 26 375 | 0 | -100,00 |
| SURINAME | 50 167 | 37 453 | -25,34 | 90 269 | 71 570 | -20,71 |
| CHILE | 38 661 | 34 126 | -11,73 | 147 546 | 126 736 | -14,10 |
| BRAZIL | 171 741 | 251 179 | 46,25 | 294 389 | 379 275 | 28,83 |
| COLOMBIA | 37 429 | 23 714 | -36,64 | 134 480 | 85 678 | -36,29 |
| PERU | 19 588 | 4 845 | -75,27 | 61 046 | 16 955 | -72,23 |
| GUYANA | 0 | 8 370 | - | 0 | 22 565 | - |
| TRINIDAD AND TOBAGO | 9 213 | 5 130 | -44,32 | 24 849 | 15 470 | -37,74 |
| PUERTO RICO | 104 356 | 181 831 | 74,24 | 180 335 | 388 986 | 115,70 |
| DOMINICAN REPUBLIC | 0 | 74 000 | - | 0 | 74 000 | - |
| COSTA RICA | 0 | 20 000 | - | 0 | 41 400 | - |
| BARBADOS | 0 | 5 297 | - | 0 | 15 611 | - |
| FRENCH POLYNESIA | 23 698 | 12 989 | -45,19 | 48 887 | 25 479 | -47,88 |
| UNITED KINGDOM | 451 264 | 504 874 | 11,88 | 1 230 289 | 1 121 822 | -8,82 |
| NETHERLANDS | 1 783 719 | 3 061 087 | 71,61 | 2 907 745 | 5 033 831 | 73,12 |
| FRANCE | 144 609 | 382 233 | 164,32 | 251 325 | 653 533 | 160,04 |
| GERMANY, FED. REP. OF | 244 310 | 365 525 | 49,62 | 945 976 | 1 273 869 | 34,66 |
| BELGIUM | 40 512 | 135 323 | 234,03 | 293 848 | 968 627 | 229,64 |
| SWITZERLAND | 4 877 | 543 | -88,87 | 56 023 | 14 863 | -73,47 |
| NORWAY | 10 874 | 185 435 | 1 605,31 | 24 811 | 362 811 | 1 362,30 |
| SWEDEN | 66 510 | 78 240 | 17,64 | 92 514 | 175 229 | 89,41 |
| FINLAND | 43 001 | 14 000 | -67,44 | 138 796 | 23 550 | -83,03 |
| IRELAND | 106 714 | 188 971 | 77,08 | 230 756 | 424 428 | 83,93 |
| ITALY | 51 693 | 109 123 | 111,10 | 461 018 | 1 830 769 | 297,11 |
| SPAIN | 303 299 | 434 707 | 43,33 | 362 308 | 877 391 | 142,17 |
| PORTUGAL | 51 180 | 118 360 | 131,26 | 67 528 | 168 769 | 149,92 |
| GREECE | 24 000 | 4 000 | -83,33 | 23 140 | 4 441 | -80,81 |
| THE DEMOCRATIC REPUBLIC OF 1 | 0 | 63 512 | - | 0 | 132 818 | - |
| HUNGARY | 15 000 | 6 900 | -54,00 | 28 780 | 12 520 | -56,50 |
| POLAND | 4 500 | 86 184 | 1 815,20 | 10 475 | 184 782 | 1 664,03 |
| ROMANIA | 0 | 25 000 | - | 0 | 30 625 | - |
| BULGARIA | 25 322 | 0 | -100,00 | 48 644 | 0 | -100,00 |
| ARMENIA | 0 | 10 125 | - | 0 | 47 935 | - |
| BELARUS | 0 | 4 000 | - | 0 | 5 600 | - |
| UKRAINE | 11 000 | 8 173 | -25,70 | 18 103 | 25 501 | 40,87 |
| UZBEKISTAN | 11 280 | 0 | -100,00 | 45 120 | 0 | -100,00 |
| LITHUANIA | 5 000 | 8 250 | 65,00 | 5 100 | 10 790 | 111,57 |
| LATVIA | 80 | 3 048 | 3 710,00 | 6 900 | 10 786 | 56,32 |
| ESTONIA | 22 685 | 0 | -100,00 | 29 632 | 0 | -100,00 |
| GEORGIA | 0 | 14 089 | - | 0 | 47 196 | - |
| MALTA | 51 684 | 32 955 | -36,24 | 130 356 | 68 674 | -47,32 |
| SLOVENIA | 4 743 | 17 300 | 264,75 | 9 571 | 30 630 | 220,03 |
| CZECH REPUBLIC | 149 069 | 4 313 | -97,11 | 327 794 | 12 876 | -96,07 |
| RUSSIA FEDERATION | 607 029 | 524 581 | -13,58 | 1 294 607 | 1 511 382 | 16,74 |
| MONTENEGRO | 0 | 33 600 | - | 0 | 41 832 | - |
| SEMEN | 24 862 344 | 29 668 923 | 19,33 | 2 794 225 | 2 710 199 | -3,01 |
| JAPAN | 0 | 44 000 | - | 0 | 6 904 | - |
| HONG KONG | 1 008 000 | 672 025 | -33,33 | 133 510 | 84 792 | -36,49 |
| KOREA, REPUBLIC OF | 0 | 82 | - | 0 | 82 | - |
| TAIWAN | 3 778 000 | 4 148 000 | 9,79 | 381 750 | 460 149 | 20,54 |
| CHINA | 2 000 | 136 | -93,20 | 229 | 36 | -84,28 |
| PAPUA NEW GUINEA | 1 240 000 | 44 825 | -96,39 | 123 039 | 1 803 | -98,53 |
| THAILAND | 0 | 1 770 | - | 0 | 155 | - |
| SINGAPORE | 242 010 | 372 005 | 53,71 | 32 515 | 43 471 | 33,70 |
| PHILIPPINES | 179 200 | 44 800 | -75,00 | 24 757 | 5 808 | -76,54 |
| VIET NAM | 0 | 528 000 | - | 0 | 61 375 | - |
| INDIA | 3 875 | 0 | -100,00 | 3 260 | 0 | -100,00 |
| SRI LANKA | 220 000 | 198 000 | -10,00 | 29 106 | 24 388 | -16,21 |
| YEMEN | 3 000 | 0 | -100,00 | 374 | 0 | -100,00 |
| AUSTRALIA | 25 000 | 0 | -100,00 | 4 375 | 0 | -100,00 |
| KIRIBATI | 0 | 5 000 | - | 0 | 600 | - |

TABEL 5. PERKEMBANGAN EKSPOR INDONESIA MENURUT KOMODITI DAN NEGARA TUJUAN

| JENIS BARANG | BERAT BERSIH (KG) | | PERUB | NILAI FOB (US \$) | | PERUB |
|------------------------------|-------------------|------------------|-------------|-------------------|------------------|---------------|
| | JAN-FEB 2012 | JAN-FEB 2013 | % | JAN-FEB 2012 | JAN-FEB 2013 | % |
| (1) | (2) | (3) | (4) | (5) | (6) | (7) |
| EAST TIMOR | 18 159 119 | 23 607 370 | 30,00 | 2 061 096 | 2 019 643 | -2,01 |
| GERMANY, FED. REP. OF | 2 140 | 2 910 | 35,98 | 214 | 993 | 364,02 |
| -DARI ROTAN | 1 999 453 | 2 076 457 | 3,85 | 7 229 870 | 6 446 720 | -10,83 |
| JAPAN | 79 447 | 44 438 | -44,07 | 724 888 | 370 422 | -48,90 |
| HONG KONG | 0 | 10 662 | - | 0 | 38 581 | - |
| KOREA, REPUBLIC OF | 252 801 | 129 644 | -48,72 | 597 006 | 361 623 | -39,43 |
| TAIWAN | 286 | 2 069 | 623,43 | 1 045 | 7 004 | 570,24 |
| CHINA | 32 612 | 7 917 | -75,72 | 92 572 | 21 094 | -77,21 |
| THAILAND | 115 | 110 | -4,35 | 303 | 1 930 | 536,96 |
| SINGAPORE | 721 | 1 277 | 77,12 | 1 785 | 3 360 | 88,24 |
| MALAYSIA | 4 553 | 4 359 | -4,26 | 29 181 | 15 517 | -46,82 |
| VIET NAM | 1 515 | 50 | -96,70 | 7 630 | 240 | -96,85 |
| MALDIVES | 969 | 20 | -97,94 | 14 358 | 115 | -99,20 |
| INDIA | 375 | 2 833 | 655,47 | 621 | 1 191 | 91,79 |
| BANGLADESH | 324 | 0 | -100,00 | 47 | 0 | -100,00 |
| SAUDI ARABIA | 1 922 | 3 947 | 105,36 | 19 283 | 5 988 | -68,95 |
| ISRAIL | 0 | 180 | - | 0 | 1 000 | - |
| KUWAIT | 608 | 573 | -5,76 | 6 403 | 863 | -86,52 |
| TURKEY | 241 | 137 | -43,15 | 2 005 | 760 | -62,09 |
| UNITED ARAB EMIRATES | 2 500 | 1 871 | -25,16 | 26 113 | 11 397 | -56,36 |
| QATAR | 0 | 177 | - | 0 | 1 094 | - |
| EGYPT | 0 | 530 | - | 0 | 508 | - |
| LIBYAN ARAB JAMAHIRIYA | 50 | 1 000 | 1 900,00 | 80 | 2 050 | 2 462,50 |
| MOROCCO | 0 | 98 | - | 0 | 1 003 | - |
| KENYA | 6 | 0 | -100,00 | 124 | 0 | -100,00 |
| REUNION | 0 | 290 | - | 0 | 542 | - |
| SEYCHELLES | 0 | 1 | - | 0 | 7 | - |
| SOUTH AFRICA | 11 933 | 25 350 | 112,44 | 46 810 | 80 236 | 71,41 |
| ZIMBABWE | 0 | 980 | - | 0 | 1 400 | - |
| MAURITIUS | 507 | 420 | -17,16 | 4 115 | 1 088 | -73,56 |
| VIRGIN ISLANDS (BRITISH) | 0 | 134 | - | 0 | 558 | - |
| AUSTRALIA | 68 489 | 197 957 | 189,03 | 210 947 | 107 128 | -49,22 |
| NEW ZEALAND | 8 265 | 18 981 | 129,66 | 28 077 | 68 482 | 143,91 |
| PALAU | 35 | 0 | -100,00 | 43 | 0 | -100,00 |
| NEW CALEDONIA | 0 | 1 | - | 0 | 10 | - |
| SAINT VINCENT AND THE GRENAL | 0 | 237 | - | 0 | 6 829 | - |
| VANUATU | 0 | 583 | - | 0 | 931 | - |
| COOK ISLANDS | 0 | 15 | - | 0 | 32 | - |
| UNITED STATES | 151 425 | 142 827 | -5,68 | 839 797 | 724 376 | -13,74 |
| CANADA | 9 076 | 30 921 | 240,69 | 31 416 | 119 749 | 281,17 |
| MEXICO | 0 | 557 | - | 0 | 900 | - |
| SURINAME | 0 | 340 | - | 0 | 340 | - |
| CHILE | 478 | 300 | -37,24 | 1 670 | 635 | -61,98 |
| ARGENTINA | 150 | 0 | -100,00 | 292 | 0 | -100,00 |
| BRAZIL | 11 252 | 0 | -100,00 | 42 086 | 0 | -100,00 |
| URUGUAY | 0 | 50 | - | 0 | 210 | - |
| PERU | 0 | 16 | - | 0 | 115 | - |
| PUERTO RICO | 147 | 0 | -100,00 | 5 435 | 0 | -100,00 |
| BELIZE | 0 | 531 | - | 0 | 770 | - |
| MARTINIQUE | 0 | 1 580 | - | 0 | 795 | - |
| UNITED KINGDOM | 148 597 | 124 573 | -16,17 | 586 840 | 539 227 | -8,11 |
| NETHERLANDS | 562 147 | 736 179 | 30,96 | 1 811 453 | 2 182 066 | 20,46 |
| FRANCE | 40 015 | 35 666 | -10,87 | 143 636 | 126 295 | -12,07 |
| GERMANY, FED. REP. OF | 189 877 | 217 311 | 14,45 | 594 464 | 598 634 | 0,70 |
| AUSTRIA | 33 894 | 46 195 | 36,29 | 97 775 | 120 149 | 22,88 |
| BELGIUM | 68 359 | 39 353 | -42,43 | 253 633 | 139 365 | -45,05 |
| SWITZERLAND | 614 | 5 091 | 729,15 | 6 702 | 24 106 | 259,68 |
| DENMARK | 35 329 | 19 211 | -45,62 | 97 650 | 74 317 | -23,89 |
| NORWAY | 9 881 | 13 293 | 34,53 | 38 048 | 45 475 | 19,52 |
| SWEDEN | 51 583 | 59 459 | 15,27 | 182 256 | 202 083 | 10,88 |
| FINLAND | 7 659 | 12 928 | 68,79 | 31 750 | 33 329 | 4,97 |
| ITALY | 115 866 | 62 806 | -45,79 | 336 690 | 178 696 | -46,93 |
| SPAIN | 42 740 | 22 766 | -46,73 | 141 344 | 75 692 | -46,45 |
| PORTUGAL | 411 | 173 | -57,91 | 487 | 4 881 | 902,26 |
| GREECE | 0 | 6 526 | - | 0 | 12 247 | - |
| POLAND | 25 727 | 17 155 | -33,32 | 87 550 | 58 995 | -32,62 |
| ROMANIA | 0 | 990 | - | 0 | 1 881 | - |
| BULGARIA | 1 119 | 1 068 | -4,56 | 2 425 | 2 521 | 3,96 |
| KAZAKHSTAN | 6 | 54 | 800,00 | 30 | 138 | 360,00 |
| UKRAINE | 218 | 96 | -55,96 | 1 122 | 467 | -58,38 |
| LITHUANIA | 56 | 114 | 103,57 | 250 | 389 | 55,60 |
| LATVIA | 0 | 72 | - | 0 | 1 496 | - |
| ESTONIA | 14 | 95 | 578,57 | 30 | 540 | 1 700,00 |
| CZECH REPUBLIC | 1 485 | 0 | -100,00 | 4 582 | 0 | -100,00 |
| RUSSIA FEDERATION | 23 054 | 21 320 | -7,52 | 77 021 | 62 858 | -18,39 |

TABEL 5. PERKEMBANGAN EKSPOR INDONESIA MENURUT KOMODITI DAN NEGARA TUJUAN

| JENIS BARANG | BERAT BERSIH (KG) | | PERUB | NILAI FOB (US \$) | | PERUB |
|----------------------------|-------------------|------------------|-------------|-------------------|------------------|-------------|
| | JAN-FEB 2012 | JAN-FEB 2013 | % | JAN-FEB 2012 | JAN-FEB 2013 | % |
| (1) | (2) | (3) | (4) | (5) | (6) | (7) |
| -DARI BAHAN LAINNYA | 1 478 400 | 1 507 005 | 1,93 | 6 253 953 | 6 790 571 | 8,58 |
| JAPAN | 79 499 | 94 531 | 18,91 | 763 294 | 956 724 | 25,34 |
| HONG KONG | 64 | 717 | 1 020,31 | 493 | 344 | -30,22 |
| KOREA, REPUBLIC OF | 650 | 17 615 | 2 610,00 | 6 458 | 25 862 | 300,46 |
| TAIWAN | 32 895 | 27 097 | -17,63 | 16 401 | 45 664 | 178,42 |
| CHINA | 33 872 | 37 603 | 11,01 | 169 234 | 89 112 | -47,34 |
| THAILAND | 1 287 | 929 | -27,82 | 10 852 | 3 429 | -68,40 |
| SINGAPORE | 30 064 | 20 800 | -30,81 | 418 098 | 411 677 | -1,54 |
| PHILIPPINES | 651 | 590 | -9,37 | 4 588 | 819 | -82,15 |
| MALAYSIA | 22 017 | 21 227 | -3,59 | 26 017 | 30 280 | 16,39 |
| BRUNEI DARUSSALAM | 0 | 84 | - | 0 | 52 | - |
| LAO PEOPLE'S DEM. REP. | 0 | 38 | - | 0 | 400 | - |
| MALDIVES | 6 691 | 2 544 | -61,98 | 100 605 | 30 719 | -69,47 |
| INDIA | 14 406 | 3 440 | -76,12 | 57 451 | 8 245 | -85,65 |
| PAKISTAN | 0 | 6 525 | - | 0 | 6 525 | - |
| SRI LANKA | 0 | 32 | - | 0 | 1 276 | - |
| IRAQ | 0 | 150 | - | 0 | 1 110 | - |
| IRAN (ISLAMIC REPUBLIC OF) | 3 342 | 6 690 | 100,18 | 12 911 | 17 438 | 35,06 |
| SAUDI ARABIA | 52 928 | 9 000 | -83,00 | 101 669 | 3 500 | -96,56 |
| ISRAEL | 5 490 | 1 751 | -68,11 | 5 373 | 7 520 | 39,96 |
| KUWAIT | 1 060 | 2 310 | 117,92 | 1 440 | 825 | -42,71 |
| LEBANON | 2 700 | 0 | -100,00 | 4 171 | 0 | -100,00 |
| YEMEN | 1 440 | 0 | -100,00 | 504 | 0 | -100,00 |
| OMAN | 0 | 21 575 | - | 0 | 13 146 | - |
| TURKEY | 20 709 | 15 845 | -23,49 | 49 004 | 48 137 | -1,77 |
| UNITED ARAB EMIRATES | 21 967 | 40 335 | 83,62 | 33 309 | 71 182 | 113,70 |
| QATAR | 100 | 770 | 670,00 | 110 | 2 346 | 2 032,73 |
| BAHRAIN | 0 | 200 | - | 0 | 10 872 | - |
| CYPRUS | 225 | 1 129 | 401,78 | 1 994 | 1 784 | -10,53 |
| EGYPT | 1 750 | 0 | -100,00 | 504 | 0 | -100,00 |
| LIBYAN ARAB JAMAHIRIYA | 0 | 1 550 | - | 0 | 2 540 | - |
| MOROCCO | 56 | 56 | 0,00 | 298 | 563 | 88,93 |
| KENYA | 86 | 0 | -100,00 | 308 | 0 | -100,00 |
| REUNION | 1 368 | 1 398 | 2,19 | 4 900 | 4 402 | -10,16 |
| MOZAMBIQUE | 84 | 1 720 | 1 947,62 | 337 | 9 391 | 2 686,65 |
| ANGOLA | 33 | 0 | -100,00 | 42 | 0 | -100,00 |
| NIGERIA | 0 | 200 | - | 0 | 9 000 | - |
| GABON | 312 | 84 | -73,08 | 1 186 | 660 | -44,35 |
| SEYCHELLES | 2 030 | 358 | -82,36 | 4 408 | 2 203 | -50,02 |
| SOUTH AFRICA | 5 089 | 4 754 | -6,58 | 12 450 | 30 165 | 142,29 |
| ZIMBABWE | 0 | 2 491 | - | 0 | 3 177 | - |
| MAURITIUS | 7 170 | 417 | -94,18 | 31 884 | 2 050 | -93,57 |
| VIRGIN ISLANDS (BRITISH) | 775 | 156 | -79,87 | 809 | 607 | -24,97 |
| AUSTRALIA | 148 531 | 180 562 | 21,57 | 255 019 | 280 687 | 10,07 |
| NEW ZEALAND | 1 307 | 481 | -63,20 | 5 621 | 2 193 | -60,99 |
| GUAM | 281 | 113 | -59,79 | 4 788 | 545 | -88,62 |
| PALAU | 5 | 0 | -100,00 | 24 | 0 | -100,00 |
| NEW CALEDONIA | 18 946 | 1 482 | -92,18 | 41 857 | 2 816 | -93,27 |
| VANUATU | 945 | 594 | -37,14 | 282 | 973 | 245,04 |
| WALLIS AND FUTUNA ISLANDS | 0 | 700 | - | 0 | 792 | - |
| COOK ISLANDS | 15 | 1 035 | 6 800,00 | 1 344 | 2 998 | 123,07 |
| FIJI | 373 | 2 973 | 697,05 | 3 541 | 5 590 | 57,87 |
| SAMOA | 1 725 | 6 098 | 253,51 | 937 | 2 081 | 122,09 |
| EAST TIMOR | 297 | 6 814 | 2 194,28 | 420 | 2 348 | 459,05 |
| UNITED STATES | 415 823 | 369 458 | -11,15 | 2 265 959 | 2 299 165 | 1,47 |
| CANADA | 14 453 | 17 605 | 21,81 | 69 048 | 66 243 | -4,06 |
| MEXICO | 4 341 | 2 006 | -53,79 | 11 654 | 14 896 | 27,82 |
| HONDURAS | 0 | 105 | - | 0 | 587 | - |
| PANAMA | 217 | 3 125 | 1 340,09 | 9 000 | 29 450 | 227,22 |
| SURINAME | 0 | 108 | - | 0 | 485 | - |
| CHILE | 5 021 | 3 434 | -31,61 | 36 726 | 26 611 | -27,54 |
| VENEZUELA | 40 | 608 | 1 420,00 | 184 | 1 372 | 645,65 |
| ARGENTINA | 5 033 | 8 384 | 66,58 | 13 905 | 19 453 | 39,90 |
| BRAZIL | 15 479 | 14 977 | -3,24 | 55 374 | 39 222 | -29,17 |
| COLOMBIA | 315 | 625 | 98,41 | 458 | 135 | -70,52 |
| URUGUAY | 695 | 952 | 36,98 | 2 090 | 2 626 | 25,65 |
| PARAGUAY | 42 | 0 | -100,00 | 335 | 0 | -100,00 |
| PERU | 1 703 | 700 | -58,90 | 14 692 | 5 784 | -60,63 |
| BAHAMAS | 750 | 0 | -100,00 | 20 670 | 0 | -100,00 |
| JAMAICA | 957 | 3 596 | 275,76 | 676 | 7 056 | 943,79 |
| PUERTO RICO | 5 659 | 3 051 | -46,09 | 23 497 | 1 347 | -94,27 |
| BELIZE | 0 | 2 250 | - | 0 | 3 169 | - |
| DOMINICAN REPUBLIC | 6 987 | 9 500 | 35,97 | 21 774 | 15 376 | -29,38 |
| COSTA RICA | 1 025 | 9 057 | 783,61 | 12 775 | 5 974 | -53,24 |
| CAYMAN ISLANDS | 1 250 | 0 | -100,00 | 647 | 0 | -100,00 |
| FRENCH GUIANA | 0 | 540 | - | 0 | 4 011 | - |
| FRENCH POLYNESIA | 2 286 | 2 618 | 14,52 | 3 543 | 6 713 | 89,47 |

TABEL 5. PERKEMBANGAN EKSPOR INDONESIA MENURUT KOMODITI DAN NEGARA TUJUAN

| JENIS BARANG | BERAT BERSIH (KG) | | PERUB | NILAI FOB (US \$) | | PERUB |
|----------------------------|-------------------|------------------|---------------|-------------------|-------------------|---------------|
| | JAN-FEB 2012 | JAN-FEB 2013 | % | JAN-FEB 2012 | JAN-FEB 2013 | % |
| (1) | (2) | (3) | (4) | (5) | (6) | (7) |
| MARTINIQUE | 2 742 | 1 905 | -30,53 | 4 587 | 5 929 | 29,26 |
| NETHERLANDS ANTILLES | 1 401 | 8 415 | 500,64 | 5 903 | 7 566 | 28,17 |
| GUADELOUPE | 688 | 2 422 | 252,03 | 2 239 | 5 841 | 160,88 |
| UNITED KINGDOM | 52 551 | 54 580 | 3,86 | 225 214 | 246 146 | 9,29 |
| NETHERLANDS | 76 016 | 63 474 | -16,50 | 196 078 | 313 506 | 59,89 |
| FRANCE | 99 341 | 71 500 | -28,03 | 214 981 | 194 500 | -9,53 |
| GERMANY, FED. REP. OF | 36 560 | 66 038 | 80,63 | 143 199 | 332 513 | 132,20 |
| AUSTRIA | 6 552 | 4 871 | -25,66 | 23 790 | 22 087 | -7,16 |
| BELGIUM | 17 340 | 31 771 | 83,22 | 67 313 | 132 845 | 97,35 |
| SWITZERLAND | 3 033 | 138 | -95,45 | 12 761 | 1 420 | -88,87 |
| DENMARK | 6 992 | 10 986 | 57,12 | 16 132 | 40 879 | 153,40 |
| NORWAY | 0 | 2 806 | - | 0 | 14 518 | - |
| SWEDEN | 28 784 | 26 296 | -8,64 | 114 123 | 88 365 | -22,57 |
| FINLAND | 2 946 | 10 758 | 265,17 | 51 589 | 121 157 | 134,85 |
| IRELAND | 2 187 | 1 222 | -44,12 | 3 950 | 15 096 | 282,18 |
| ITALY | 52 564 | 25 182 | -52,09 | 207 135 | 80 383 | -61,19 |
| SPAIN | 44 797 | 67 865 | 51,49 | 150 118 | 306 545 | 104,20 |
| PORTUGAL | 1 001 | 2 566 | 156,34 | 6 994 | 12 878 | 84,13 |
| GREECE | 4 500 | 4 743 | 5,40 | 15 342 | 17 564 | 14,48 |
| HUNGARY | 1 350 | 514 | -61,93 | 2 764 | 467 | -83,10 |
| POLAND | 3 936 | 8 372 | 112,70 | 13 847 | 24 590 | 77,58 |
| ROMANIA | 1 396 | 0 | -100,00 | 1 075 | 0 | -100,00 |
| AZERBAIJAN | 0 | 40 | - | 0 | 1 717 | - |
| UKRAINE | 10 | 4 287 | 42 770,00 | 3 | 6 520 | 217 233,33 |
| LITHUANIA | 0 | 335 | - | 0 | 318 | - |
| LATVIA | 0 | 625 | - | 0 | 3 661 | - |
| ESTONIA | 0 | 20 | - | 0 | 463 | - |
| GEORGIA | 40 | 0 | -100,00 | 64 | 0 | -100,00 |
| CROATIA | 70 | 723 | 932,86 | 380 | 2 535 | 567,11 |
| MALTA | 55 | 0 | -100,00 | 668 | 0 | -100,00 |
| SLOVENIA | 968 | 112 | -88,43 | 2 922 | 97 | -96,68 |
| CZECH REPUBLIC | 177 | 340 | 92,09 | 2 730 | 291 | -89,34 |
| RUSSIA FEDERATION | 24 822 | 33 549 | 35,16 | 48 860 | 85 040 | 74,05 |
| SERBIA | 270 | 0 | -100,00 | 1 250 | 0 | -100,00 |
| MONTENEGRO | 0 | 288 | - | 0 | 690 | - |
| -DARI ROTAN | 8 965 978 | 7 152 342 | -20,23 | 35 237 879 | 28 987 077 | -17,74 |
| JAPAN | 1 443 675 | 950 335 | -34,17 | 6 757 605 | 5 223 909 | -22,70 |
| HONG KONG | 1 354 | 22 422 | 1 555,98 | 14 069 | 82 922 | 489,40 |
| KOREA, REPUBLIC OF | 351 138 | 368 455 | 4,93 | 1 163 912 | 1 052 899 | -9,54 |
| TAIWAN | 211 674 | 230 400 | 8,85 | 640 231 | 770 477 | 20,34 |
| CHINA | 79 295 | 137 220 | 73,05 | 206 174 | 285 291 | 38,37 |
| MONGOLIA | 7 292 | 10 554 | 44,73 | 12 119 | 15 145 | 24,97 |
| MACAU | 0 | 1 930 | - | 0 | 45 990 | - |
| PAPUA NEW GUINEA | 5 290 | 1 188 | -77,54 | 48 729 | 22 750 | -53,31 |
| THAILAND | 14 933 | 6 787 | -54,55 | 45 940 | 34 746 | -24,37 |
| SINGAPORE | 89 968 | 118 387 | 31,59 | 489 277 | 633 735 | 29,52 |
| PHILIPPINES | 4 640 | 9 849 | 112,26 | 49 227 | 42 869 | -12,92 |
| MALAYSIA | 626 994 | 403 943 | -35,57 | 671 813 | 473 409 | -29,53 |
| CAMBODIA | 2 794 | 0 | -100,00 | 46 314 | 0 | -100,00 |
| BRUNEI DARUSSALAM | 0 | 6 180 | - | 0 | 2 841 | - |
| VIET NAM | 2 079 | 42 976 | 1 967,15 | 16 715 | 361 133 | 2 060,53 |
| MALDIVES | 2 388 | 21 574 | 803,43 | 16 232 | 139 276 | 758,03 |
| INDIA | 22 864 | 45 980 | 101,10 | 29 164 | 207 954 | 613,05 |
| PAKISTAN | 0 | 5 386 | - | 0 | 37 098 | - |
| SRI LANKA | 16 757 | 170 | -98,99 | 19 660 | 1 854 | -90,57 |
| IRAN (ISLAMIC REPUBLIC OF) | 1 081 | 5 217 | 382,61 | 3 701 | 50 210 | 1 256,66 |
| SAUDI ARABIA | 92 273 | 19 142 | -79,26 | 117 754 | 23 943 | -79,67 |
| ISRAIL | 8 350 | 21 864 | 161,84 | 19 977 | 73 540 | 268,12 |
| KUWAIT | 21 804 | 2 787 | -87,22 | 32 078 | 1 694 | -94,72 |
| JORDAN | 1 117 | 0 | -100,00 | 4 778 | 0 | -100,00 |
| LEBANON | 7 109 | 9 132 | 28,46 | 18 915 | 11 414 | -39,66 |
| OMAN | 1 087 | 0 | -100,00 | 2 695 | 0 | -100,00 |
| TURKEY | 83 697 | 85 200 | 1,80 | 411 382 | 373 761 | -9,15 |
| UNITED ARAB EMIRATES | 7 738 | 7 396 | -4,42 | 67 643 | 41 642 | -38,44 |
| QATAR | 1 989 | 1 135 | -42,94 | 61 840 | 7 815 | -87,36 |
| EGYPT | 5 542 | 2 097 | -62,16 | 18 804 | 10 840 | -42,35 |
| LIBYAN ARAB JAMAHIRIYA | 2 845 | 1 130 | -60,28 | 13 377 | 7 083 | -47,05 |
| MOROCCO | 0 | 5 483 | - | 0 | 10 572 | - |
| TUNISIA | 0 | 20 | - | 0 | 153 | - |
| ALGERIA | 10 950 | 1 460 | -86,67 | 12 349 | 6 108 | -50,54 |
| NAMIBIA | 456 | 0 | -100,00 | 2 558 | 0 | -100,00 |
| TANZANIA, UNITED REP. OF | 7 352 | 0 | -100,00 | 105 247 | 0 | -100,00 |
| KENYA | 5 860 | 0 | -100,00 | 11 288 | 0 | -100,00 |
| REUNION | 17 630 | 9 163 | -48,03 | 41 694 | 20 695 | -50,36 |
| MOZAMBIQUE | 5 735 | 0 | -100,00 | 11 707 | 0 | -100,00 |
| TOGO | 0 | 30 | - | 0 | 16 | - |

TABEL 5. PERKEMBANGAN EKSPOR INDONESIA MENURUT KOMODITI DAN NEGARA TUJUAN

| JENIS BARANG | BERAT BERSIH (KG) | | PERUB % | NILAI FOB (US \$) | | PERUB % |
|----------------------------|-------------------|-------------------|--------------|--------------------|--------------------|--------------|
| | JAN-FEB 2012 | JAN-FEB 2013 | | JAN-FEB 2012 | JAN-FEB 2013 | |
| | (1) | (2) | (3) | (4) | (5) | (6) |
| GHANA | 0 | 24 179 | - | 0 | 24 493 | - |
| ANGOLA | 0 | 5 907 | - | 0 | 29 075 | - |
| CAMEROON | 0 | 14 500 | - | 0 | 11 500 | - |
| GABON | 592 | 0 | -100,00 | 2 560 | 0 | -100,00 |
| SEYCHELLES | 2 069 | 1 090 | -47,32 | 28 353 | 13 735 | -51,56 |
| SOUTH AFRICA | 74 687 | 28 942 | -61,25 | 244 004 | 85 505 | -64,96 |
| MAURITIUS | 4 985 | 4 846 | -2,79 | 7 544 | 26 302 | 248,65 |
| AUSTRALIA | 396 838 | 370 422 | -6,66 | 1 079 723 | 907 290 | -15,97 |
| NEW ZEALAND | 25 958 | 35 521 | 36,84 | 60 489 | 60 438 | -0,08 |
| NEW CALEDONIA | 14 277 | 21 265 | 48,95 | 33 356 | 37 703 | 13,03 |
| NORTHERN MARIANA ISLANDS | 0 | 1 205 | - | 0 | 16 160 | - |
| VANUATU | 2 950 | 135 | -95,42 | 2 809 | 436 | -84,48 |
| COOK ISLANDS | 0 | 207 | - | 0 | 933 | - |
| FIJI | 0 | 12 393 | - | 0 | 55 961 | - |
| SAMOA | 0 | 288 | - | 0 | 1 258 | - |
| EAST TIMOR | 2 834 | 74 748 | 2 537,54 | 4 807 | 34 426 | 616,16 |
| UNITED STATES | 1 342 783 | 1 274 579 | -5,08 | 5 629 230 | 5 232 420 | -7,05 |
| CANADA | 51 315 | 73 989 | 44,19 | 209 574 | 335 750 | 60,21 |
| MEXICO | 27 313 | 5 080 | -81,40 | 95 140 | 17 970 | -81,11 |
| GUATEMALA | 2 105 | 0 | -100,00 | 10 557 | 0 | -100,00 |
| HONDURAS | 0 | 150 | - | 0 | 2 134 | - |
| PANAMA | 0 | 4 281 | - | 0 | 15 038 | - |
| SURINAME | 0 | 4 060 | - | 0 | 9 484 | - |
| CHILE | 4 425 | 18 294 | 313,42 | 33 921 | 87 774 | 158,76 |
| ARGENTINA | 0 | 390 | - | 0 | 1 804 | - |
| BRAZIL | 11 841 | 15 764 | 33,13 | 51 178 | 75 546 | 47,61 |
| COLOMBIA | 11 056 | 6 196 | -43,96 | 33 475 | 29 552 | -11,72 |
| URUGUAY | 1 413 | 9 781 | 592,22 | 5 526 | 31 935 | 477,90 |
| PARAGUAY | 0 | 1 084 | - | 0 | 2 644 | - |
| PERU | 811 | 590 | -27,25 | 1 020 | 3 952 | 287,45 |
| JAMAICA | 1 270 | 0 | -100,00 | 1 280 | 0 | -100,00 |
| BELIZE | 0 | 4 614 | - | 0 | 3 669 | - |
| DOMINICAN REPUBLIC | 4 619 | 0 | -100,00 | 9 370 | 0 | -100,00 |
| BARBADOS | 117 | 28 | -76,07 | 431 | 2 100 | 387,24 |
| ANTIGUA AND BARBUDA | 0 | 2 000 | - | 0 | 16 675 | - |
| CAYMAN ISLANDS | 0 | 5 550 | - | 0 | 15 581 | - |
| DOMINICA | 398 | 0 | -100,00 | 2 532 | 0 | -100,00 |
| FRENCH GUIANA | 0 | 4 805 | - | 0 | 21 814 | - |
| FRENCH POLYNESIA | 8 450 | 0 | -100,00 | 9 178 | 0 | -100,00 |
| MARTINIQUE | 6 420 | 49 | -99,24 | 19 182 | 450 | -97,65 |
| NETHERLANDS ANTILLES | 4 000 | 0 | -100,00 | 4 831 | 0 | -100,00 |
| GUADELOUPE | 4 345 | 12 | -99,72 | 12 494 | 28 | -99,78 |
| UNITED KINGDOM | 501 001 | 417 877 | -16,59 | 4 532 207 | 3 603 985 | -20,48 |
| NETHERLANDS | 502 496 | 385 691 | -23,24 | 1 592 735 | 1 240 939 | -22,09 |
| FRANCE | 419 370 | 151 542 | -63,86 | 1 418 032 | 606 211 | -57,25 |
| GERMANY, FED. REP. OF | 914 917 | 317 996 | -65,24 | 3 367 559 | 981 408 | -70,86 |
| AUSTRIA | 13 565 | 5 275 | -61,11 | 73 598 | 19 474 | -73,54 |
| BELGIUM | 243 912 | 202 883 | -16,82 | 968 518 | 1 040 387 | 7,42 |
| SWITZERLAND | 3 002 | 110 | -96,34 | 6 236 | 247 | -96,04 |
| DENMARK | 67 054 | 39 049 | -41,76 | 333 365 | 208 003 | -37,61 |
| NORWAY | 78 608 | 6 770 | -91,39 | 205 509 | 38 275 | -81,38 |
| SWEDEN | 96 465 | 62 699 | -35,00 | 352 444 | 236 709 | -32,84 |
| FINLAND | 50 415 | 59 997 | 19,01 | 243 932 | 229 383 | -5,96 |
| IRELAND | 4 620 | 0 | -100,00 | 22 328 | 0 | -100,00 |
| ITALY | 253 706 | 183 595 | -27,63 | 907 104 | 692 003 | -23,71 |
| SPAIN | 83 304 | 99 430 | 19,36 | 306 299 | 372 061 | 21,47 |
| PORTUGAL | 4 838 | 5 292 | 9,38 | 21 258 | 21 908 | 3,06 |
| GREECE | 27 336 | 10 253 | -62,49 | 90 414 | 36 121 | -60,05 |
| POLAND | 102 970 | 98 419 | -4,42 | 287 086 | 341 191 | 18,85 |
| ROMANIA | 36 305 | 32 546 | -10,35 | 126 232 | 128 604 | 1,88 |
| BULGARIA | 8 932 | 16 116 | 80,43 | 28 854 | 55 936 | 93,86 |
| KAZAKHSTAN | 1 548 | 2 646 | 70,93 | 5 181 | 12 234 | 136,13 |
| UKRAINE | 36 962 | 54 068 | 46,28 | 178 346 | 266 138 | 49,23 |
| UZBEKISTAN | 2 795 | 0 | -100,00 | 4 767 | 0 | -100,00 |
| LITHUANIA | 19 110 | 44 429 | 132,49 | 72 659 | 134 783 | 85,50 |
| LATVIA | 13 319 | 33 170 | 149,04 | 48 242 | 122 416 | 153,75 |
| ESTONIA | 45 582 | 32 284 | -29,17 | 140 723 | 107 675 | -23,48 |
| CROATIA | 12 466 | 23 095 | 85,26 | 38 053 | 37 416 | -1,67 |
| MALTA | 950 | 0 | -100,00 | 3 000 | 0 | -100,00 |
| SLOVAKIA | 6 846 | 0 | -100,00 | 22 198 | 0 | -100,00 |
| SLOVENIA | 28 605 | 47 626 | 66,50 | 101 490 | 124 895 | 23,06 |
| CZECH REPUBLIC | 5 626 | 0 | -100,00 | 13 186 | 0 | -100,00 |
| RUSSIA FEDERATION | 205 732 | 234 309 | 13,89 | 948 792 | 1 035 166 | 9,10 |
| MONTENEGRO | 0 | 3 239 | - | 0 | 8 190 | - |
| -DARI BAHAN LAINNYA | 85 300 528 | 83 333 531 | -2,31 | 264 842 803 | 263 186 378 | -0,63 |
| JAPAN | 14 462 934 | 14 669 254 | 1,43 | 31 531 746 | 30 472 620 | -3,36 |

TABEL 5. PERKEMBANGAN EKSPOR INDONESIA MENURUT KOMODITI DAN NEGARA TUJUAN

| JENIS BARANG | BERAT BERSIH (KG) | | PERUB | NILAI FOB (US \$) | | PERUB |
|----------------------------|-------------------|--------------|----------|-------------------|--------------|----------|
| | JAN-FEB 2012 | JAN-FEB 2013 | % | JAN-FEB 2012 | JAN-FEB 2013 | % |
| | (1) | (2) | (3) | (4) | (5) | (6) |
| HONG KONG | 107 377 | 99 469 | -7,36 | 423 422 | 359 537 | -15,09 |
| KOREA, REPUBLIC OF | 2 066 223 | 2 226 398 | 7,75 | 5 517 650 | 6 611 231 | 19,82 |
| TAIWAN | 1 921 075 | 1 820 165 | -5,25 | 5 214 626 | 5 289 050 | 1,43 |
| CHINA | 1 029 492 | 2 129 055 | 106,81 | 2 390 985 | 3 501 175 | 46,43 |
| MONGOLIA | 4 225 | 8 739 | 106,84 | 11 725 | 11 612 | -0,96 |
| MACAU | 5 923 | 21 840 | 268,73 | 24 430 | 252 724 | 934,48 |
| PAPUA NEW GUINEA | 1 294 | 16 966 | 1 211,13 | 3 824 | 20 191 | 428,01 |
| THAILAND | 182 431 | 165 049 | -9,53 | 585 093 | 677 383 | 15,77 |
| SINGAPORE | 1 047 934 | 913 713 | -12,81 | 3 413 773 | 3 048 881 | -10,69 |
| PHILIPPINES | 167 664 | 145 984 | -12,93 | 183 002 | 229 115 | 25,20 |
| MALAYSIA | 2 505 083 | 2 028 395 | -19,03 | 3 390 336 | 4 260 075 | 25,65 |
| BRUNEI DARUSSALAM | 38 024 | 58 518 | 53,90 | 381 097 | 59 971 | -84,26 |
| VIET NAM | 228 240 | 192 691 | -15,58 | 621 781 | 1 187 065 | 90,91 |
| MALDIVES | 46 572 | 70 142 | 50,61 | 334 428 | 306 411 | -8,38 |
| INDIA | 424 764 | 440 317 | 3,66 | 727 336 | 771 617 | 6,09 |
| BANGLADESH | 33 579 | 0 | -100,00 | 33 453 | 0 | -100,00 |
| SRI LANKA | 26 595 | 39 741 | 49,43 | 62 248 | 81 737 | 31,31 |
| IRAQ | 5 555 | 5 700 | 2,61 | 16 257 | 6 596 | -59,43 |
| IRAN (ISLAMIC REPUBLIC OF) | 40 495 | 28 900 | -28,63 | 309 351 | 91 323 | -70,48 |
| SAUDI ARABIA | 412 487 | 174 808 | -57,62 | 693 446 | 356 553 | -48,58 |
| ISRAEL | 166 231 | 144 737 | -12,93 | 600 663 | 554 110 | -7,75 |
| KUWAIT | 132 898 | 120 075 | -9,65 | 382 396 | 262 880 | -31,25 |
| JORDAN | 33 426 | 808 | -97,58 | 110 931 | 12 093 | -89,10 |
| LEBANON | 46 280 | 44 497 | -3,85 | 185 075 | 135 753 | -26,65 |
| YEMEN | 15 505 | 58 344 | 276,29 | 19 107 | 94 139 | 392,69 |
| OMAN | 42 395 | 13 907 | -67,20 | 57 692 | 42 792 | -25,83 |
| TURKEY | 356 523 | 411 432 | 15,40 | 2 056 916 | 2 334 124 | 13,48 |
| UNITED ARAB EMIRATES | 1 632 617 | 2 537 361 | 55,42 | 2 799 879 | 4 214 619 | 50,53 |
| QATAR | 23 014 | 72 555 | 215,26 | 144 190 | 511 815 | 254,96 |
| BAHRAIN | 31 245 | 33 533 | 7,32 | 147 687 | 86 166 | -41,66 |
| CYPRUS | 3 195 | 13 809 | 332,21 | 18 639 | 120 684 | 547,48 |
| EGYPT | 55 078 | 24 063 | -56,31 | 105 360 | 76 359 | -27,53 |
| LIBYAN ARAB JAMAHIRIYA | 11 567 | 40 099 | 246,67 | 17 361 | 238 638 | 1 274,56 |
| MOROCCO | 30 307 | 19 904 | -34,33 | 53 740 | 181 438 | 237,62 |
| TUNISIA | 22 765 | 7 975 | -64,97 | 68 825 | 62 744 | -8,84 |
| ALGERIA | 79 423 | 677 | -99,15 | 74 739 | 3 437 | -95,40 |
| NAMIBIA | 6 090 | 29 774 | 388,90 | 23 230 | 33 862 | 45,77 |
| ETHIOPIA | 0 | 78 270 | - | 0 | 63 772 | - |
| TANZANIA, UNITED REP. OF | 58 774 | 130 791 | 122,53 | 165 540 | 156 012 | -5,76 |
| MADAGASCAR | 2 772 | 0 | -100,00 | 12 035 | 0 | -100,00 |
| KENYA | 47 436 | 4 824 | -89,83 | 70 701 | 39 369 | -44,32 |
| REUNION | 238 558 | 166 696 | -30,12 | 515 142 | 347 003 | -32,64 |
| MOZAMBIQUE | 140 | 10 175 | 7 167,86 | 547 | 6 968 | 1 173,86 |
| EQUATORIAL GUINEA | 0 | 21 692 | - | 0 | 52 087 | - |
| TOGO | 120 | 0 | -100,00 | 165 | 0 | -100,00 |
| GHANA | 24 244 | 0 | -100,00 | 24 763 | 0 | -100,00 |
| ANGOLA | 188 472 | 202 244 | 7,31 | 171 925 | 212 888 | 23,83 |
| CONGO | 0 | 749 | - | 0 | 3 818 | - |
| CAMEROON | 47 417 | 0 | -100,00 | 48 219 | 0 | -100,00 |
| NIGERIA | 49 608 | 4 095 | -91,75 | 94 839 | 2 129 | -97,76 |
| SIERRA LEONE | 62 793 | 0 | -100,00 | 275 241 | 0 | -100,00 |
| GABON | 21 525 | 4 440 | -79,37 | 52 883 | 8 923 | -83,13 |
| COTE D'IVOIRE | 0 | 1 358 | - | 0 | 2 442 | - |
| GAMBIA | 90 | 0 | -100,00 | 3 242 | 0 | -100,00 |
| SEYCHELLES | 29 448 | 37 507 | 27,37 | 117 792 | 282 123 | 139,51 |
| UGANDA | 0 | 80 | - | 0 | 18 | - |
| DJIBOUTI | 11 763 | 42 389 | 260,36 | 9 055 | 54 348 | 500,20 |
| SOUTH AFRICA | 931 650 | 286 007 | -69,30 | 1 784 136 | 796 552 | -55,35 |
| ZIMBABWE | 7 258 | 6 010 | -17,19 | 18 469 | 10 599 | -42,61 |
| MAURITIUS | 114 215 | 132 023 | 15,59 | 308 212 | 409 324 | 32,81 |
| RWANDA | 8 061 | 0 | -100,00 | 11 445 | 0 | -100,00 |
| VIRGIN ISLANDS (BRITISH) | 4 100 | 7 833 | 91,05 | 8 288 | 32 474 | 291,82 |
| AUSTRALIA | 2 681 558 | 2 270 856 | -15,32 | 7 852 661 | 7 497 908 | -4,52 |
| NEW ZEALAND | 185 319 | 146 054 | -21,19 | 656 070 | 487 347 | -25,72 |
| GUAM | 2 540 | 1 213 | -52,24 | 7 552 | 3 699 | -51,02 |
| PALAU | 1 040 | 3 936 | 278,46 | 853 | 12 313 | 1 343,49 |
| NEW CALEDONIA | 49 805 | 43 311 | -13,04 | 96 695 | 134 903 | 39,51 |
| NORTHERN MARIANA ISLANDS | 2 930 | 3 904 | 33,24 | 4 825 | 21 049 | 336,25 |
| VANUATU | 6 852 | 11 216 | 63,69 | 8 010 | 21 231 | 165,06 |
| WALLIS AND FUTUNA ISLANDS | 0 | 2 830 | - | 0 | 21 174 | - |
| COOK ISLANDS | 0 | 3 036 | - | 0 | 23 994 | - |
| FIJI | 14 123 | 43 436 | 207,56 | 116 655 | 195 327 | 67,44 |
| SAMOA | 0 | 47 | - | 0 | 1 871 | - |
| EAST TIMOR | 372 287 | 331 687 | -10,91 | 422 518 | 245 652 | -41,86 |
| UNITED STATES | 25 333 398 | 23 085 164 | -8,87 | 100 573 905 | 101 347 672 | 0,77 |
| CANADA | 1 681 672 | 959 367 | -42,95 | 5 909 766 | 3 634 193 | -38,51 |
| MEXICO | 172 822 | 200 327 | 15,92 | 754 129 | 759 568 | 0,72 |

TABEL 5. PERKEMBANGAN EKSPOR INDONESIA MENURUT KOMODITI DAN NEGARA TUJUAN

| JENIS BARANG | BERAT BERSIH (KG) | | PERUB | NILAI FOB (US \$) | | PERUB |
|------------------------------|-------------------|--------------|----------|-------------------|--------------|----------|
| | JAN-FEB 2012 | JAN-FEB 2013 | % | JAN-FEB 2012 | JAN-FEB 2013 | % |
| (1) | (2) | (3) | (4) | (5) | (6) | (7) |
| GUATEMALA | 28 264 | 13 713 | -51,48 | 77 403 | 52 904 | -31,65 |
| HONDURAS | 0 | 19 890 | - | 0 | 51 238 | - |
| PANAMA | 25 581 | 22 688 | -11,31 | 114 573 | 108 181 | -5,58 |
| SURINAME | 35 664 | 30 537 | -14,38 | 67 525 | 66 073 | -2,15 |
| CHILE | 29 688 | 71 554 | 141,02 | 53 821 | 209 366 | 289,00 |
| VENEZUELA | 1 847 | 0 | -100,00 | 19 821 | 0 | -100,00 |
| ARGENTINA | 33 869 | 40 893 | 20,74 | 68 313 | 127 036 | 85,96 |
| BRAZIL | 103 736 | 89 525 | -13,70 | 300 812 | 319 750 | 6,30 |
| COLOMBIA | 31 181 | 80 870 | 159,36 | 82 464 | 232 026 | 181,37 |
| URUGUAY | 6 725 | 12 237 | 81,96 | 31 436 | 29 718 | -5,47 |
| PARAGUAY | 4 071 | 5 350 | 31,42 | 26 852 | 19 144 | -28,71 |
| PERU | 12 244 | 12 758 | 4,20 | 37 715 | 34 775 | -7,80 |
| TRINIDAD AND TOBAGO | 34 171 | 16 322 | -52,23 | 90 543 | 32 686 | -63,90 |
| BAHAMAS | 2 835 | 5 160 | 82,01 | 4 282 | 14 411 | 236,55 |
| JAMAICA | 3 697 | 31 647 | 756,02 | 18 231 | 76 736 | 320,91 |
| PUERTO RICO | 80 551 | 51 018 | -36,66 | 244 112 | 161 538 | -33,83 |
| BELIZE | 0 | 25 810 | - | 0 | 27 047 | - |
| DOMINICAN REPUBLIC | 94 194 | 92 392 | -1,91 | 201 915 | 174 771 | -13,44 |
| COSTA RICA | 25 155 | 22 318 | -11,28 | 52 518 | 50 157 | -4,50 |
| HAITI | 19 842 | 0 | -100,00 | 41 783 | 0 | -100,00 |
| BARBADOS | 3 918 | 9 810 | 150,38 | 19 033 | 35 800 | 88,09 |
| ANTIGUA AND BARBUDA | 100 | 0 | -100,00 | 82 | 0 | -100,00 |
| ARUBA | 25 863 | 9 160 | -64,58 | 117 953 | 18 562 | -84,26 |
| BERMUDA | 0 | 90 | - | 0 | 28 | - |
| CAYMAN ISLANDS | 6 425 | 0 | -100,00 | 7 958 | 0 | -100,00 |
| DOMINICA | 577 | 0 | -100,00 | 3 498 | 0 | -100,00 |
| FRENCH GUIANA | 10 025 | 30 | -99,70 | 16 235 | 92 | -99,43 |
| FRENCH POLYNESIA | 104 232 | 77 520 | -25,63 | 190 374 | 132 603 | -30,35 |
| GRENADA | 90 | 1 700 | 1 788,89 | 698 | 9 547 | 1 267,77 |
| MARTINIQUE | 61 576 | 39 703 | -35,52 | 136 227 | 87 730 | -35,60 |
| NETHERLANDS ANTILLES | 9 331 | 22 677 | 143,03 | 54 941 | 57 193 | 4,10 |
| SAINT LUCIA | 0 | 6 000 | - | 0 | 28 241 | - |
| TURKS AND CAICOS ISLANDS | 5 416 | 0 | -100,00 | 5 600 | 0 | -100,00 |
| GUADELOUPE | 51 026 | 47 076 | -7,74 | 117 391 | 140 477 | 19,67 |
| SAINT KITTS AND NEVIS | 0 | 2 015 | - | 0 | 13 245 | - |
| UNITED KINGDOM | 5 022 060 | 6 857 405 | 36,55 | 10 463 447 | 11 462 464 | 9,55 |
| NETHERLANDS | 3 830 682 | 3 561 521 | -7,03 | 14 149 793 | 13 294 026 | -6,05 |
| FRANCE | 4 529 272 | 4 587 964 | 1,30 | 11 427 777 | 10 275 592 | -10,08 |
| GERMANY, FED. REP. OF | 3 422 623 | 3 547 198 | 3,64 | 12 521 217 | 15 405 342 | 23,03 |
| AUSTRIA | 171 010 | 132 021 | -22,80 | 605 168 | 300 590 | -50,33 |
| BELGIUM | 2 370 122 | 2 225 049 | -6,12 | 9 017 387 | 8 511 401 | -5,61 |
| SWITZERLAND | 149 718 | 86 138 | -42,47 | 544 076 | 304 742 | -43,99 |
| DENMARK | 571 467 | 477 525 | -16,44 | 2 441 582 | 2 518 611 | 3,15 |
| NORWAY | 352 589 | 283 363 | -19,63 | 2 212 228 | 1 720 492 | -22,23 |
| SWEDEN | 720 812 | 618 232 | -14,23 | 2 890 654 | 3 067 192 | 6,11 |
| FINLAND | 133 632 | 71 411 | -46,56 | 742 862 | 474 745 | -36,09 |
| IRELAND | 105 564 | 75 164 | -28,80 | 350 957 | 288 990 | -17,66 |
| ITALY | 1 226 364 | 820 502 | -33,09 | 5 342 486 | 3 190 285 | -40,28 |
| SPAIN | 830 216 | 920 952 | 10,93 | 2 909 613 | 2 711 743 | -6,80 |
| PORTUGAL | 33 880 | 56 143 | 65,71 | 161 637 | 198 762 | 22,97 |
| GREECE | 97 819 | 72 626 | -25,75 | 439 867 | 313 979 | -28,62 |
| ANDORRA | 716 | 0 | -100,00 | 9 547 | 0 | -100,00 |
| LIECHTENSTEIN | 0 | 4 740 | - | 0 | 5 300 | - |
| THE DEMOCRATIC REPUBLIC OF 1 | 136 066 | 0 | -100,00 | 175 501 | 0 | -100,00 |
| HUNGARY | 5 593 | 5 848 | 4,56 | 59 173 | 20 216 | -65,84 |
| POLAND | 192 477 | 313 006 | 62,62 | 454 947 | 514 895 | 13,18 |
| ROMANIA | 30 302 | 32 665 | 7,80 | 229 013 | 203 214 | -11,27 |
| BULGARIA | 17 562 | 11 814 | -32,73 | 58 809 | 36 374 | -38,15 |
| ALBANIA | 0 | 5 850 | - | 0 | 9 535 | - |
| BELARUS | 15 710 | 3 448 | -78,05 | 118 917 | 30 742 | -74,15 |
| KAZAKHSTAN | 2 803 | 1 440 | -48,63 | 3 722 | 16 982 | 356,26 |
| UKRAINE | 58 083 | 41 389 | -28,74 | 265 580 | 308 146 | 16,03 |
| UZBEKISTAN | 3 813 | 0 | -100,00 | 14 190 | 0 | -100,00 |
| LITHUANIA | 56 276 | 40 898 | -27,33 | 270 096 | 123 724 | -54,19 |
| LATVIA | 119 744 | 54 472 | -54,51 | 343 002 | 266 039 | -22,44 |
| ESTONIA | 9 656 | 18 470 | 91,28 | 80 203 | 98 892 | 23,30 |
| GEORGIA | 6 096 | 6 636 | 8,86 | 18 973 | 40 537 | 113,66 |
| CROATIA | 73 718 | 36 600 | -50,35 | 148 307 | 114 170 | -23,02 |
| MALTA | 13 820 | 3 100 | -77,57 | 39 243 | 3 500 | -91,08 |
| SLOVAKIA | 154 | 0 | -100,00 | 512 | 0 | -100,00 |
| SLOVENIA | 18 264 | 26 148 | 43,17 | 28 840 | 67 338 | 133,49 |
| CZECH REPUBLIC | 140 826 | 58 035 | -58,79 | 520 570 | 174 948 | -66,39 |
| REP. OF MACEDONIA | 0 | 150 | - | 0 | 1 390 | - |
| RUSSIA FEDERATION | 174 022 | 341 789 | 96,41 | 722 947 | 1 350 191 | 86,76 |
| SERBIA | 2 180 | 0 | -100,00 | 5 368 | 0 | -100,00 |
| MONTENEGRO | 3 608 | 395 | -89,05 | 17 766 | 944 | -94,69 |

TABEL 5. PERKEMBANGAN EKSPOR INDONESIA MENURUT KOMODITI DAN NEGARA TUJUAN

| JENIS BARANG | BERAT BERSIH (KG) | | PERUB | NILAI FOB (US \$) | | PERUB |
|------------------------------|--------------------|--------------------|---------------|--------------------|--------------------|---------------|
| | JAN-FEB 2012 | JAN-FEB 2013 | % | JAN-FEB 2012 | JAN-FEB 2013 | % |
| | (1) | (2) | (3) | (4) | (5) | (6) |
| -AN ORGANIK | 205 860 828 | 139 373 132 | -32,30 | 113 198 684 | 58 376 458 | -48,43 |
| JAPAN | 25 302 465 | 42 663 360 | 68,61 | 17 103 298 | 19 578 485 | 14,47 |
| HONG KONG | 83 600 | 20 838 | -75,07 | 46 366 | 9 095 | -80,38 |
| KOREA, REPUBLIC OF | 36 680 999 | 212 002 | -99,42 | 21 732 075 | 225 602 | -98,96 |
| TAIWAN | 29 662 478 | 12 284 072 | -58,59 | 18 630 191 | 5 489 253 | -70,54 |
| CHINA | 2 712 690 | 14 599 964 | 438,21 | 1 273 067 | 7 950 901 | 524,55 |
| MONGOLIA | 0 | 145 | - | 0 | 770 | - |
| PAPUA NEW GUINEA | 290 000 | 240 820 | -16,96 | 52 431 | 43 200 | -17,61 |
| THAILAND | 1 135 235 | 10 619 085 | 835,41 | 1 101 438 | 3 954 963 | 259,07 |
| SINGAPORE | 5 151 079 | 9 539 885 | 85,20 | 1 622 235 | 2 306 767 | 42,20 |
| PHILIPPINES | 13 693 659 | 3 387 996 | -75,26 | 5 828 689 | 737 304 | -87,35 |
| MALAYSIA | 5 660 789 | 10 500 081 | 85,49 | 2 271 738 | 4 179 299 | 83,97 |
| MYANMAR | 1 172 496 | 950 200 | -18,96 | 558 583 | 459 152 | -17,80 |
| BRUNEI DARUSSALAM | 3 024 000 | 3 025 000 | 0,03 | 580 476 | 552 118 | -4,89 |
| VIET NAM | 18 697 216 | 14 108 708 | -24,54 | 11 571 970 | 6 241 417 | -46,06 |
| INDIA | 1 466 291 | 1 508 660 | 2,89 | 1 131 260 | 1 407 620 | 24,43 |
| PAKISTAN | 179 000 | 10 500 | -94,13 | 50 205 | 10 326 | -79,43 |
| BANGLADESH | 3 046 950 | 4 420 093 | 45,07 | 236 477 | 292 073 | 23,51 |
| SRI LANKA | 867 200 | 267 264 | -69,18 | 345 055 | 279 382 | -19,03 |
| IRAN (ISLAMIC REPUBLIC OF) | 0 | 40 000 | - | 0 | 34 000 | - |
| SAUDI ARABIA | 60 134 | 95 005 | 57,99 | 205 380 | 241 222 | 17,45 |
| OMAN | 300 000 | 0 | -100,00 | 27 600 | 0 | -100,00 |
| TURKEY | 4 800 | 9 600 | 100,00 | 12 412 | 24 824 | 100,00 |
| UNITED ARAB EMIRATES | 72 000 | 24 014 | -66,65 | 34 280 | 12 860 | -62,49 |
| EGYPT | 57 600 | 19 200 | -66,67 | 84 741 | 26 331 | -68,93 |
| TUNISIA | 3 000 | 0 | -100,00 | 7 050 | 0 | -100,00 |
| SUDAN | 137 | 0 | -100,00 | 5 193 | 0 | -100,00 |
| TANZANIA, UNITED REP. OF | 2 260 000 | 1 775 000 | -21,46 | 190 100 | 115 022 | -39,49 |
| MADAGASCAR | 135 500 | 63 940 | -52,81 | 55 150 | 16 616 | -69,87 |
| KENYA | 164 360 | 50 000 | -69,58 | 28 059 | 7 250 | -74,16 |
| MOZAMBIQUE | 0 | 400 000 | - | 0 | 72 760 | - |
| GHANA | 0 | 312 000 | - | 0 | 55 224 | - |
| ANGOLA | 0 | 21 600 | - | 0 | 5 261 | - |
| CONGO | 0 | 48 000 | - | 0 | 21 264 | - |
| NIGERIA | 610 000 | 2 277 000 | 273,28 | 237 640 | 1 158 487 | 387,50 |
| COTE D'IVOIRE | 144 000 | 6 300 | -95,63 | 25 387 | 2 420 | -90,47 |
| DJIBOUTI | 56 500 | 0 | -100,00 | 7 318 | 0 | -100,00 |
| SOUTH AFRICA | 13 440 | 6 739 | -49,86 | 19 847 | 20 600 | 3,79 |
| MAURITIUS | 1 042 780 | 691 320 | -33,70 | 126 627 | 70 048 | -44,68 |
| AUSTRALIA | 1 957 678 | 2 608 170 | 33,23 | 1 034 956 | 1 171 269 | 13,17 |
| NEW ZEALAND | 238 710 | 697 480 | 192,19 | 87 607 | 147 523 | 68,39 |
| COOK ISLANDS | 0 | 479 | - | 0 | 10 346 | - |
| FIJI | 400 000 | 0 | -100,00 | 67 920 | 0 | -100,00 |
| EAST TIMOR | 13 717 | 5 061 | -63,10 | 12 011 | 806 | -93,29 |
| UNITED STATES | 35 506 205 | 975 586 | -97,25 | 19 460 312 | 739 108 | -96,20 |
| CANADA | 149 840 | 0 | -100,00 | 112 691 | 0 | -100,00 |
| MEXICO | 12 168 240 | 42 000 | -99,65 | 6 086 246 | 47 825 | -99,21 |
| BRAZIL | 0 | 27 720 | - | 0 | 29 663 | - |
| TRINIDAD AND TOBAGO | 42 720 | 0 | -100,00 | 11 962 | 0 | -100,00 |
| DOMINICAN REPUBLIC | 22 032 | 0 | -100,00 | 38 876 | 0 | -100,00 |
| UNITED KINGDOM | 104 000 | 64 055 | -38,41 | 68 410 | 45 741 | -33,14 |
| NETHERLANDS | 666 400 | 162 120 | -75,67 | 386 372 | 114 523 | -70,36 |
| FRANCE | 22 242 | 22 182 | -0,27 | 13 028 | 39 566 | 203,70 |
| GERMANY, FED. REP. OF | 88 874 | 305 | -99,66 | 64 335 | 7 637 | -88,13 |
| AUSTRIA | 6 000 | 0 | -100,00 | 3 983 | 0 | -100,00 |
| BELGIUM | 110 000 | 93 750 | -14,77 | 75 020 | 58 981 | -21,38 |
| SWITZERLAND | 42 | 0 | -100,00 | 573 | 0 | -100,00 |
| DENMARK | 40 000 | 40 000 | 0,00 | 28 400 | 30 000 | 5,63 |
| SWEDEN | 79 000 | 119 000 | 50,63 | 55 700 | 88 350 | 58,62 |
| FINLAND | 20 000 | 40 800 | 104,00 | 14 800 | 31 824 | 115,03 |
| ITALY | 31 130 | 0 | -100,00 | 34 030 | 0 | -100,00 |
| SPAIN | 323 600 | 64 033 | -80,21 | 205 314 | 49 456 | -75,91 |
| THE DEMOCRATIC REPUBLIC OF T | 0 | 72 000 | - | 0 | 12 924 | - |
| SLOVENIA | 0 | 20 000 | - | 0 | 21 200 | - |
| MONTENEGRO | 120 000 | 120 000 | 0,00 | 133 800 | 127 800 | -4,48 |
| -ORGANIK | 389 189 050 | 493 617 590 | 26,83 | 427 133 845 | 589 510 559 | 38,02 |
| JAPAN | 40 487 528 | 36 863 547 | -8,95 | 43 385 943 | 34 652 880 | -20,13 |
| HONG KONG | 746 812 | 548 836 | -26,51 | 1 370 540 | 927 646 | -32,32 |
| KOREA, REPUBLIC OF | 31 843 786 | 10 576 848 | -66,79 | 34 452 936 | 17 684 270 | -48,67 |
| TAIWAN | 18 995 781 | 9 399 956 | -50,52 | 16 087 275 | 13 935 765 | -13,37 |
| CHINA | 90 260 706 | 135 980 514 | 50,65 | 96 176 060 | 172 663 511 | 79,53 |
| MONGOLIA | 3 223 | 0 | -100,00 | 49 716 | 0 | -100,00 |
| PAPUA NEW GUINEA | 1 313 | 15 222 | 1 059,33 | 6 876 | 31 092 | 352,18 |
| THAILAND | 46 680 622 | 69 350 955 | 48,56 | 24 429 169 | 38 193 969 | 56,35 |
| SINGAPORE | 3 293 888 | 60 635 899 | 1 740,86 | 6 947 213 | 79 369 380 | 1 042,46 |
| PHILIPPINES | 14 066 543 | 9 306 898 | -33,84 | 11 525 385 | 7 498 213 | -34,94 |

TABEL 5. PERKEMBANGAN EKSPOR INDONESIA MENURUT KOMODITI DAN NEGARA TUJUAN

| JENIS BARANG | BERAT BERSIH (KG) | | PERUB | NILAI FOB (US \$) | | PERUB |
|----------------------------|-------------------|--------------|-----------|-------------------|--------------|-----------|
| | JAN-FEB 2012 | JAN-FEB 2013 | % | JAN-FEB 2012 | JAN-FEB 2013 | % |
| | (1) | (2) | (3) | (4) | (5) | (6) |
| MALAYSIA | 24 887 058 | 14 045 755 | -43,56 | 23 081 532 | 16 381 881 | -29,03 |
| MYANMAR | 276 935 | 94 086 | -66,03 | 220 835 | 448 512 | 103,10 |
| CAMBODIA | 937 385 | 75 304 | -91,97 | 1 680 649 | 364 836 | -78,29 |
| BRUNEI DARUSSALAM | 551 | 162 | -70,60 | 4 182 | 986 | -76,42 |
| NEPAL | 0 | 573 | - | 0 | 3 282 | - |
| VIET NAM | 5 501 952 | 5 810 299 | 5,60 | 9 494 425 | 9 671 538 | 1,87 |
| MALDIVES | 1 850 | 0 | -100,00 | 11 239 | 0 | -100,00 |
| INDIA | 21 541 733 | 23 907 596 | 10,98 | 21 376 224 | 37 115 691 | 73,63 |
| PAKISTAN | 1 230 017 | 1 631 223 | 32,62 | 1 972 321 | 2 215 086 | 12,31 |
| BANGLADESH | 347 562 | 265 983 | -23,47 | 457 247 | 307 674 | -32,71 |
| SRI LANKA | 1 979 395 | 1 565 142 | -20,93 | 1 943 255 | 1 572 393 | -19,08 |
| IRAN (ISLAMIC REPUBLIC OF) | 1 592 000 | 1 658 200 | 4,16 | 2 917 344 | 1 747 810 | -40,09 |
| SAUDI ARABIA | 698 395 | 14 212 821 | 1 935,07 | 797 187 | 18 945 481 | 2 276,54 |
| ISRAIL | 1 051 100 | 730 060 | -30,54 | 1 698 161 | 800 806 | -52,84 |
| KUWAIT | 7 716 | 8 769 | 13,65 | 47 341 | 79 634 | 68,21 |
| JORDAN | 435 034 | 899 889 | 106,85 | 413 327 | 881 410 | 113,25 |
| LEBANON | 0 | 36 000 | - | 0 | 47 150 | - |
| YEMEN | 36 000 | 83 944 | 133,18 | 79 113 | 95 553 | 20,78 |
| OMAN | 19 482 | 36 000 | 84,79 | 54 020 | 49 288 | -8,76 |
| SYRIA ARAB REPUBLIC | 80 000 | 18 000 | -77,50 | 60 000 | 24 330 | -59,45 |
| TURKEY | 2 767 150 | 3 206 085 | 15,86 | 3 340 496 | 3 874 365 | 15,98 |
| UNITED ARAB EMIRATES | 2 623 584 | 1 357 285 | -48,27 | 1 830 778 | 1 205 079 | -34,18 |
| QATAR | 3 464 | 4 236 | 22,29 | 28 151 | 38 421 | 36,48 |
| CYPRUS | 18 000 | 0 | -100,00 | 38 945 | 0 | -100,00 |
| EGYPT | 1 913 525 | 2 787 400 | 45,67 | 2 230 989 | 2 833 871 | 27,02 |
| LIBYAN ARAB JAMAHIRIYA | 2 040 | 0 | -100,00 | 2 520 | 0 | -100,00 |
| MOROCCO | 243 100 | 1 002 000 | 312,18 | 318 326 | 1 305 153 | 310,01 |
| TUNISIA | 33 500 | 146 000 | 335,82 | 59 625 | 182 688 | 206,39 |
| ALGERIA | 121 600 | 211 250 | 73,73 | 84 555 | 167 944 | 98,62 |
| SUDAN | 126 000 | 280 000 | 122,22 | 98 100 | 256 000 | 160,96 |
| ETHIOPIA | 160 000 | 121 550 | -24,03 | 113 600 | 136 032 | 19,75 |
| TANZANIA, UNITED REP. OF | 412 800 | 58 000 | -85,95 | 239 671 | 62 668 | -73,85 |
| MADAGASCAR | 300 000 | 0 | -100,00 | 150 000 | 0 | -100,00 |
| KENYA | 285 749 | 288 922 | 1,11 | 424 704 | 296 943 | -30,08 |
| REUNION | 18 160 | 33 000 | 81,72 | 32 779 | 45 900 | 40,03 |
| MOZAMBIQUE | 1 042 875 | 249 000 | -76,12 | 676 562 | 225 680 | -66,64 |
| TOGO | 0 | 56 000 | - | 0 | 88 872 | - |
| GHANA | 149 600 | 227 325 | 51,96 | 93 460 | 200 025 | 114,02 |
| LIBERIA | 0 | 140 000 | - | 0 | 111 100 | - |
| ANGOLA | 1 056 000 | 0 | -100,00 | 675 840 | 0 | -100,00 |
| CAMEROON | 182 700 | 10 000 | -94,53 | 142 960 | 80 741 | -43,52 |
| NIGERIA | 2 220 550 | 4 303 935 | 93,82 | 2 701 942 | 5 267 807 | 94,96 |
| COTE D'IVOIRE | 195 000 | 499 600 | 156,21 | 276 152 | 627 291 | 127,15 |
| SENEGAL | 166 030 | 988 000 | 495,07 | 286 554 | 1 486 352 | 418,70 |
| MAURITANIA | 0 | 599 | - | 0 | 9 042 | - |
| BENIN | 36 000 | 0 | -100,00 | 74 490 | 0 | -100,00 |
| GAMBIA | 0 | 44 000 | - | 0 | 25 212 | - |
| DJIBOUTI | 235 000 | 1 414 000 | 501,70 | 327 960 | 1 216 640 | 270,97 |
| SOUTH AFRICA | 2 242 623 | 1 261 400 | -43,75 | 3 034 795 | 2 047 630 | -32,53 |
| MALAWI | 390 000 | 200 750 | -48,53 | 323 270 | 173 193 | -46,42 |
| MAURITIUS | 691 069 | 252 103 | -63,52 | 491 492 | 244 010 | -50,35 |
| AUSTRALIA | 2 477 940 | 2 987 743 | 20,57 | 3 136 739 | 3 765 973 | 20,06 |
| NEW ZEALAND | 293 895 | 342 424 | 16,51 | 353 030 | 457 693 | 29,65 |
| VANUATU | 0 | 100 | - | 0 | 2 092 | - |
| AMERICAN SAMOA | 0 | 120 | - | 0 | 351 | - |
| SOLOMON ISLANDS | 9 157 | 0 | -100,00 | 21 227 | 0 | -100,00 |
| EAST TIMOR | 526 | 105 625 | 19 980,80 | 484 | 57 863 | 11 855,17 |
| UNITED STATES | 20 773 915 | 16 796 916 | -19,14 | 29 616 155 | 25 506 260 | -13,88 |
| CANADA | 2 264 106 | 1 645 277 | -27,33 | 2 550 032 | 1 974 710 | -22,56 |
| MEXICO | 483 010 | 574 620 | 18,97 | 1 149 891 | 1 443 745 | 25,55 |
| GUATEMALA | 112 905 | 100 300 | -11,16 | 216 874 | 275 826 | 27,18 |
| HONDURAS | 0 | 21 600 | - | 0 | 12 960 | - |
| NICARAGUA | 20 000 | 0 | -100,00 | 15 300 | 0 | -100,00 |
| PANAMA | 53 600 | 0 | -100,00 | 73 464 | 0 | -100,00 |
| CHILE | 53 200 | 138 400 | 160,15 | 275 336 | 395 260 | 43,56 |
| VENEZUELA | 80 570 | 0 | -100,00 | 96 924 | 0 | -100,00 |
| ARGENTINA | 246 265 | 259 675 | 5,45 | 429 835 | 374 001 | -12,99 |
| BRAZIL | 1 177 790 | 2 197 230 | 86,56 | 4 564 576 | 5 932 646 | 29,97 |
| COLOMBIA | 375 675 | 166 545 | -55,67 | 483 517 | 303 992 | -37,13 |
| URUGUAY | 21 600 | 177 250 | 720,60 | 13 860 | 807 720 | 5 727,71 |
| PARAGUAY | 0 | 43 200 | - | 0 | 25 647 | - |
| ECUADOR | 21 600 | 52 620 | 143,61 | 13 354 | 49 108 | 267,74 |
| PERU | 64 800 | 16 800 | -74,07 | 39 953 | 29 571 | -25,99 |
| DOMINICAN REPUBLIC | 121 400 | 61 600 | -49,26 | 290 794 | 156 966 | -46,02 |
| EL SALVADOR | 20 000 | 21 600 | 8,00 | 17 200 | 13 392 | -22,14 |
| COSTA RICA | 0 | 60 000 | - | 0 | 71 370 | - |
| HAITI | 0 | 60 000 | - | 0 | 53 280 | - |

TABEL 5. PERKEMBANGAN EKSPOR INDONESIA MENURUT KOMODITI DAN NEGARA TUJUAN

| JENIS BARANG | BERAT BERSIH (KG) | | PERUB | NILAI FOB (US \$) | | PERUB |
|------------------------------|--------------------|--------------------|---------------|--------------------|--------------------|---------------|
| | JAN-FEB 2012 | JAN-FEB 2013 | % | JAN-FEB 2012 | JAN-FEB 2013 | % |
| (1) | (2) | (3) | (4) | (5) | (6) | (7) |
| CAPE VERDE | 0 | 20 000 | - | 0 | 14 200 | - |
| UNITED KINGDOM | 1 892 670 | 4 218 063 | 122,86 | 3 002 590 | 6 129 881 | 104,15 |
| NETHERLANDS | 10 034 196 | 20 277 970 | 102,09 | 15 640 169 | 27 110 960 | 73,34 |
| FRANCE | 567 938 | 1 751 670 | 208,43 | 1 076 886 | 3 266 027 | 203,28 |
| GERMANY, FED. REP. OF | 4 173 793 | 4 588 477 | 9,94 | 10 619 658 | 7 883 554 | -25,76 |
| BELGIUM | 2 442 019 | 2 808 823 | 15,02 | 5 474 740 | 4 611 975 | -15,76 |
| SWITZERLAND | 27 070 | 950 | -96,49 | 368 907 | 25 636 | -93,05 |
| DENMARK | 1 090 000 | 320 000 | -70,64 | 2 135 554 | 251 398 | -88,23 |
| NORWAY | 0 | 209 500 | - | 0 | 243 927 | - |
| SWEDEN | 147 000 | 378 000 | 157,14 | 269 656 | 480 622 | 78,24 |
| FINLAND | 459 000 | 614 050 | 33,78 | 692 824 | 664 499 | -4,09 |
| IRELAND | 600 | 600 | 0,00 | 22 200 | 19 860 | -10,54 |
| ITALY | 1 304 064 | 1 769 131 | 35,66 | 2 376 218 | 1 955 076 | -17,72 |
| SPAIN | 5 351 470 | 7 200 305 | 34,55 | 9 178 897 | 8 794 849 | -4,18 |
| PORTUGAL | 398 000 | 16 000 | -95,98 | 827 957 | 89 832 | -89,15 |
| GREECE | 282 000 | 21 000 | -92,55 | 447 864 | 27 668 | -93,82 |
| THE DEMOCRATIC REPUBLIC OF 1 | 188 800 | 366 400 | 94,07 | 128 760 | 316 144 | 145,53 |
| HUNGARY | 73 500 | 108 000 | 46,94 | 240 345 | 353 160 | 46,94 |
| POLAND | 1 638 000 | 1 458 300 | -10,97 | 2 601 184 | 1 945 508 | -25,21 |
| ROMANIA | 155 750 | 57 000 | -63,40 | 354 931 | 78 466 | -77,89 |
| BULGARIA | 233 400 | 290 400 | 24,42 | 412 578 | 416 340 | 0,91 |
| UKRAINE | 530 900 | 1 254 750 | 136,34 | 1 110 420 | 1 178 726 | 6,15 |
| LATVIA | 38 400 | 38 400 | 0,00 | 125 568 | 125 568 | 0,00 |
| ESTONIA | 135 000 | 0 | -100,00 | 158 253 | 0 | -100,00 |
| GEORGIA | 18 000 | 18 000 | 0,00 | 39 781 | 27 682 | -30,41 |
| CROATIA | 216 000 | 126 000 | -41,67 | 483 742 | 147 989 | -69,41 |
| BOSNIA AND HERZEGOVINA | 18 000 | 54 000 | 200,00 | 40 148 | 68 780 | 71,32 |
| SLOVENIA | 162 000 | 596 100 | 267,96 | 312 304 | 810 292 | 159,46 |
| CZECH REPUBLIC | 156 000 | 193 500 | 24,04 | 316 394 | 244 916 | -22,59 |
| RUSSIA FEDERATION | 4 143 040 | 2 131 635 | -48,55 | 6 478 541 | 2 597 872 | -59,90 |
| -LAINNYA | 29 234 339 | 32 180 512 | 10,08 | 30 657 168 | 30 094 734 | -1,83 |
| JAPAN | 1 | 144 159 | 14 415 800,00 | 30 | 181 230 | 604 000,00 |
| HONG KONG | 2 | 6 473 | 323 550,00 | 6 | 4 360 | 72 566,67 |
| KOREA, REPUBLIC OF | 11 450 062 | 5 013 705 | -56,21 | 12 134 509 | 5 256 675 | -56,68 |
| TAIWAN | 22 500 | 29 320 | 30,31 | 16 329 | 40 295 | 146,77 |
| CHINA | 190 154 | 3 156 358 | 1 559,90 | 276 111 | 510 991 | 85,07 |
| PAPUA NEW GUINEA | 0 | 18 000 | - | 0 | 22 500 | - |
| THAILAND | 14 757 886 | 20 703 332 | 40,29 | 15 965 621 | 21 963 396 | 37,57 |
| SINGAPORE | 47 421 | 2 898 605 | 6 012,49 | 176 627 | 1 747 215 | 889,21 |
| PHILIPPINES | 45 865 | 24 000 | -47,67 | 79 066 | 10 020 | -87,33 |
| MALAYSIA | 2 674 796 | 132 633 | -95,04 | 1 941 556 | 247 193 | -87,27 |
| MYANMAR | 12 800 | 0 | -100,00 | 16 320 | 0 | -100,00 |
| VIET NAM | 2 632 | 1 486 | -43,54 | 9 318 | 9 497 | 1,92 |
| MALDIVES | 732 | 1 432 | 95,63 | 1 986 | 3 745 | 88,57 |
| INDIA | 0 | 22 666 | - | 0 | 46 920 | - |
| BANGLADESH | 0 | 10 050 | - | 0 | 7 858 | - |
| SRI LANKA | 0 | 400 | - | 0 | 896 | - |
| YEMEN | 10 116 | 0 | -100,00 | 16 860 | 0 | -100,00 |
| UNITED ARAB EMIRATES | 0 | 2 | - | 0 | 10 | - |
| MAURITANIA | 0 | 12 | - | 0 | 822 | - |
| AUSTRALIA | 150 | 0 | -100,00 | 47 | 0 | -100,00 |
| NEW ZEALAND | 0 | 11 115 | - | 0 | 25 286 | - |
| EAST TIMOR | 13 940 | 3 891 | -72,09 | 7 458 | 1 169 | -84,33 |
| UNITED STATES | 2 861 | 2 700 | -5,63 | 13 835 | 14 004 | 1,22 |
| CANADA | 2 273 | 0 | -100,00 | 1 453 | 0 | -100,00 |
| NETHERLANDS | 44 | 100 | 127,27 | 34 | 86 | 152,94 |
| FRANCE | 100 | 0 | -100,00 | 1 | 0 | -100,00 |
| GERMANY, FED. REP. OF | 0 | 43 | - | 0 | 55 | - |
| BELGIUM | 4 | 30 | 650,00 | 1 | 511 | 51 000,00 |
| PUPUK | 306 762 519 | 301 344 690 | -1,77 | 127 290 357 | 103 455 029 | -18,73 |
| JAPAN | 4 773 760 | 6 554 755 | 37,31 | 954 361 | 1 350 549 | 41,51 |
| KOREA, REPUBLIC OF | 113 000 | 9 262 074 | 8 096,53 | 26 402 | 3 184 791 | 11 962,69 |
| TAIWAN | 154 996 | 649 000 | 318,72 | 417 561 | 217 725 | -47,86 |
| CHINA | 1 008 000 | 504 000 | -50,00 | 510 018 | 219 875 | -56,89 |
| THAILAND | 3 299 050 | 17 121 150 | 418,97 | 1 116 631 | 5 658 169 | 406,72 |
| SINGAPORE | 79 500 | 166 224 | 109,09 | 28 858 | 49 002 | 69,80 |
| PHILIPPINES | 28 017 340 | 42 392 827 | 51,31 | 10 602 428 | 11 893 157 | 12,17 |
| MALAYSIA | 38 179 437 | 1 755 952 | -95,40 | 15 551 060 | 1 081 927 | -93,04 |
| MYANMAR | 22 000 | 4 400 000 | 19 900,00 | 17 656 | 1 068 548 | 5 952,04 |
| VIET NAM | 3 146 000 | 5 000 000 | 58,93 | 1 408 480 | 1 715 000 | 21,76 |
| INDIA | 0 | 450 000 | - | 0 | 231 750 | - |
| PAKISTAN | 120 000 | 472 000 | 293,33 | 60 717 | 237 411 | 291,01 |
| BANGLADESH | 0 | 5 500 000 | - | 0 | 1 820 500 | - |
| SRI LANKA | 0 | 17 699 084 | - | 0 | 5 858 397 | - |
| TURKEY | 0 | 100 000 | - | 0 | 34 000 | - |

TABEL 5. PERKEMBANGAN EKSPOR INDONESIA MENURUT KOMODITI DAN NEGARA TUJUAN

| JENIS BARANG | BERAT BERSIH (KG) | | PERUB | NILAI FOB (US \$) | | PERUB |
|----------------------------|-------------------|------------------|--------------|-------------------|-------------------|--------------|
| | JAN-FEB 2012 | JAN-FEB 2013 | % | JAN-FEB 2012 | JAN-FEB 2013 | % |
| (1) | (2) | (3) | (4) | (5) | (6) | (7) |
| EGYPT | 100 000 | 200 000 | 100,00 | 38 700 | 68 000 | 75,71 |
| KENYA | 1 201 050 | 1 600 000 | 33,22 | 550 452 | 610 880 | 10,98 |
| MOZAMBIQUE | 72 000 | 1 000 000 | 1 288,89 | 36 430 | 345 000 | 847,02 |
| NIGERIA | 0 | 31 666 508 | - | 0 | 11 099 111 | - |
| SIERRA LEONE | 0 | 44 000 | - | 0 | 14 013 | - |
| SOUTH AFRICA | 534 986 | 1 042 000 | 94,77 | 308 810 | 522 362 | 69,15 |
| AUSTRALIA | 26 610 000 | 50 369 905 | 89,29 | 12 702 664 | 18 875 428 | 48,59 |
| NEW ZEALAND | 2 033 000 | 4 093 000 | 101,33 | 468 776 | 880 137 | 87,75 |
| AMERICAN SAMOA | 65 709 871 | 0 | -100,00 | 27 221 111 | 0 | -100,00 |
| EAST TIMOR | 0 | 35 000 | - | 0 | 4 704 | - |
| UNITED STATES | 98 303 962 | 68 545 248 | -30,27 | 41 402 122 | 26 126 150 | -36,90 |
| CANADA | 11 000 | 0 | -100,00 | 4 125 | 0 | -100,00 |
| MEXICO | 33 090 050 | 0 | -100,00 | 13 798 550 | 0 | -100,00 |
| BRAZIL | 0 | 30 696 077 | - | 0 | 10 283 186 | - |
| ECUADOR | 4 400 | 0 | -100,00 | 21 912 | 0 | -100,00 |
| NETHERLANDS | 21 200 | 0 | -100,00 | 5 081 | 0 | -100,00 |
| FRANCE | 132 000 | 0 | -100,00 | 29 040 | 0 | -100,00 |
| GERMANY, FED. REP. OF | 917 | 886 | -3,38 | 1 662 | 82 | -95,07 |
| BELGIUM | 25 000 | 25 000 | 0,00 | 6 750 | 5 175 | -23,33 |
| PRODUK PHARMASI | 3 025 914 | 3 648 185 | 20,56 | 61 664 438 | 66 013 052 | 7,05 |
| JAPAN | 42 707 | 205 875 | 382,06 | 4 716 128 | 4 332 689 | -8,13 |
| HONG KONG | 39 565 | 46 129 | 16,59 | 949 867 | 1 102 341 | 16,05 |
| KOREA, REPUBLIC OF | 85 831 | 63 575 | -25,93 | 4 515 372 | 1 926 167 | -57,34 |
| TAIWAN | 20 631 | 28 807 | 39,63 | 887 031 | 1 698 266 | 91,46 |
| CHINA | 9 386 | 33 704 | 259,09 | 248 345 | 432 439 | 74,13 |
| MONGOLIA | 301 | 39 717 | 13 095,02 | 23 698 | 121 218 | 411,51 |
| MACAU | 0 | 3 049 | - | 0 | 20 723 | - |
| PAPUA NEW GUINEA | 78 | 17 | -78,21 | 3 046 | 325 | -89,33 |
| THAILAND | 636 947 | 713 078 | 11,95 | 7 069 872 | 7 045 809 | -0,34 |
| SINGAPORE | 104 364 | 124 753 | 19,54 | 1 738 007 | 1 855 839 | 6,78 |
| PHILIPPINES | 489 192 | 647 212 | 32,30 | 8 302 368 | 9 591 055 | 15,52 |
| MALAYSIA | 163 584 | 108 854 | -33,46 | 2 278 618 | 1 929 876 | -15,30 |
| MYANMAR | 146 056 | 174 112 | 19,21 | 1 875 078 | 2 303 422 | 22,84 |
| CAMBODIA | 34 171 | 31 441 | -7,99 | 753 104 | 694 903 | -7,73 |
| BRUNEI DARUSSALAM | 2 613 | 7 561 | 189,36 | 74 651 | 90 105 | 20,70 |
| NEPAL | 320 | 1 318 | 311,88 | 6 416 | 80 609 | 1 156,37 |
| VIET NAM | 125 056 | 213 521 | 70,74 | 3 530 540 | 3 851 611 | 9,09 |
| MALDIVES | 120 | 0 | -100,00 | 272 | 0 | -100,00 |
| INDIA | 8 550 | 2 599 | -69,60 | 8 407 116 | 7 474 583 | -11,09 |
| PAKISTAN | 73 281 | 71 421 | -2,54 | 549 294 | 455 502 | -17,08 |
| SRI LANKA | 107 804 | 51 071 | -52,63 | 636 571 | 1 059 948 | 66,51 |
| AFGHANISTAN | 3 085 | 953 | -69,11 | 659 040 | 214 643 | -67,43 |
| IRAQ | 0 | 10 555 | - | 0 | 101 505 | - |
| IRAN (ISLAMIC REPUBLIC OF) | 0 | 5 176 | - | 0 | 651 300 | - |
| SAUDI ARABIA | 17 367 | 45 994 | 164,84 | 90 627 | 281 537 | 210,65 |
| KUWAIT | 546 | 273 | -50,00 | 8 763 | 390 000 | 4 350,53 |
| JORDAN | 13 410 | 0 | -100,00 | 145 171 | 0 | -100,00 |
| YEMEN | 0 | 467 | - | 0 | 7 030 | - |
| TURKEY | 8 920 | 3 589 | -59,76 | 119 264 | 33 306 | -72,07 |
| UNITED ARAB EMIRATES | 1 813 | 31 538 | 1 639,55 | 26 853 | 124 096 | 362,13 |
| BAHRAIN | 0 | 109 | - | 0 | 156 000 | - |
| EGYPT | 7 160 | 0 | -100,00 | 683 500 | 0 | -100,00 |
| LIBYAN ARAB JAMAHIRIYA | 0 | 296 | - | 0 | 4 400 | - |
| ETHIOPIA | 0 | 1 997 | - | 0 | 75 800 | - |
| MADAGASCAR | 8 752 | 1 644 | -81,22 | 602 970 | 127 612 | -78,84 |
| KENYA | 215 | 8 296 | 3 758,60 | 8 114 | 784 241 | 9 565,28 |
| TOGO | 10 | 85 | 750,00 | 16 | 150 | 837,50 |
| GHANA | 0 | 20 304 | - | 0 | 398 037 | - |
| CONGO | 10 | 261 | 2 510,00 | 5 | 56 826 | 1 136 420,00 |
| CAMEROON | 5 | 4 079 | 81 480,00 | 5 | 22 379 | 447 480,00 |
| NIGERIA | 516 928 | 572 068 | 10,67 | 5 535 548 | 6 774 852 | 22,39 |
| COTE D'IVOIRE | 4 552 | 17 | -99,63 | 21 492 | 400 | -98,14 |
| SENEGAL | 7 920 | 18 421 | 132,59 | 48 384 | 86 737 | 79,27 |
| MAURITANIA | 145 | 0 | -100,00 | 11 180 | 0 | -100,00 |
| MALI | 0 | 18 | - | 0 | 360 | - |
| BENIN | 2 500 | 22 023 | 780,92 | 3 060 | 125 378 | 3 997,32 |
| GAMBIA | 77 | 170 | 120,78 | 5 288 | 35 568 | 572,62 |
| UGANDA | 0 | 950 | - | 0 | 42 258 | - |
| NIGER | 7 170 | 0 | -100,00 | 1 174 129 | 0 | -100,00 |
| CHAD | 0 | 2 322 | - | 0 | 531 050 | - |
| DJIBOUTI | 0 | 154 | - | 0 | 12 045 | - |
| SOUTH AFRICA | 5 224 | 4 606 | -11,83 | 54 694 | 66 190 | 21,02 |
| ZIMBABWE | 2 260 | 0 | -100,00 | 155 751 | 0 | -100,00 |
| COMOROS | 50 | 0 | -100,00 | 3 474 | 0 | -100,00 |
| MAURITIUS | 406 | 463 | 14,04 | 8 714 | 11 094 | 27,31 |
| AUSTRALIA | 92 581 | 113 293 | 22,37 | 2 670 384 | 2 835 349 | 6,18 |

TABEL 5. PERKEMBANGAN EKSPOR INDONESIA MENURUT KOMODITI DAN NEGARA TUJUAN

| JENIS BARANG | BERAT BERSIH (KG) | | PERUB | NILAI FOB (US \$) | | PERUB |
|------------------------------------|-------------------|------------------|---------------|-------------------|-------------------|--------------|
| | JAN-FEB 2012 | JAN-FEB 2013 | % | JAN-FEB 2012 | JAN-FEB 2013 | % |
| (1) | (2) | (3) | (4) | (5) | (6) | (7) |
| NEW ZEALAND | 18 155 | 22 774 | 25,44 | 229 933 | 251 994 | 9,59 |
| EAST TIMOR | 49 724 | 60 173 | 21,01 | 223 843 | 168 102 | -24,90 |
| UNITED STATES | 28 416 | 265 | -99,07 | 53 280 | 39 469 | -25,92 |
| PERU | 0 | 1 036 | - | 0 | 176 550 | - |
| GUYANA | 0 | 24 | - | 0 | 1 970 | - |
| BARBADOS | 0 | 109 | - | 0 | 343 | - |
| DOMINICA | 0 | 128 | - | 0 | 8 200 | - |
| UNITED KINGDOM | 0 | 35 928 | - | 0 | 376 487 | - |
| NETHERLANDS | 23 701 | 36 812 | 55,32 | 1 184 534 | 1 615 105 | 36,35 |
| FRANCE | 705 | 4 014 | 469,36 | 26 411 | 71 827 | 171,96 |
| GERMANY, FED. REP. OF | 110 958 | 41 899 | -62,24 | 1 098 114 | 780 260 | -28,95 |
| BELGIUM | 1 | 18 | 1 700,00 | 20 | 135 | 575,00 |
| SWITZERLAND | 0 | 1 008 | - | 0 | 1 924 537 | - |
| SWEDEN | 0 | 227 | - | 0 | 14 440 | - |
| ITALY | 325 | 14 | -95,69 | 2 | 56 | 2 700,00 |
| ROMANIA | 0 | 3 235 | - | 0 | 216 568 | - |
| ALBANIA | 0 | 34 | - | 0 | 4 590 | - |
| AZERBAIJAN | 216 | 0 | -100,00 | 13 931 | 0 | -100,00 |
| BELARUS | 566 | 0 | -100,00 | 45 535 | 0 | -100,00 |
| KAZAKHSTAN | 0 | 881 | - | 0 | 51 667 | - |
| TAJKIKISTAN | 355 | 0 | -100,00 | 47 280 | 0 | -100,00 |
| TURKMENISTAN | 74 | 492 | 564,86 | 9 850 | 111 150 | 1 028,43 |
| UZBEKISTAN | 677 | 0 | -100,00 | 104 385 | 0 | -100,00 |
| LATVIA | 0 | 1 179 | - | 0 | 182 029 | - |
| RUSSIA FEDERATION | 378 | 0 | -100,00 | 25 500 | 0 | -100,00 |
| KULIT DAN BARANG DARI KULIT | 2 243 615 | 1 286 532 | -42,66 | 36 009 272 | 33 573 037 | -6,77 |
| JAPAN | 18 987 | 14 875 | -21,66 | 878 338 | 779 044 | -11,30 |
| HONG KONG | 621 069 | 242 101 | -61,02 | 8 145 348 | 6 679 852 | -17,99 |
| KOREA, REPUBLIC OF | 269 161 | 138 676 | -48,48 | 963 601 | 527 296 | -45,28 |
| TAIWAN | 2 625 | 17 404 | 563,01 | 44 457 | 355 467 | 699,57 |
| CHINA | 361 935 | 142 278 | -60,69 | 4 078 372 | 3 238 412 | -20,60 |
| PAPUA NEW GUINEA | 87 | 0 | -100,00 | 7 301 | 0 | -100,00 |
| THAILAND | 7 882 | 2 431 | -69,16 | 219 880 | 83 860 | -61,86 |
| SINGAPORE | 67 939 | 38 401 | -43,48 | 2 122 990 | 1 810 566 | -14,72 |
| PHILIPPINES | 19 280 | 909 | -95,29 | 147 173 | 24 256 | -83,52 |
| MALAYSIA | 116 671 | 64 468 | -44,74 | 1 468 883 | 1 385 190 | -5,70 |
| MYANMAR | 0 | 220 | - | 0 | 17 993 | - |
| CAMBODIA | 1 384 | 4 414 | 218,93 | 43 806 | 162 099 | 270,04 |
| BRUNEI DARUSSALAM | 227 | 623 | 174,45 | 1 391 | 3 373 | 142,49 |
| VIET NAM | 141 999 | 80 358 | -43,41 | 4 012 762 | 2 453 308 | -38,86 |
| MALDIVES | 33 | 34 | 3,03 | 3 668 | 2 415 | -34,16 |
| INDIA | 242 516 | 141 344 | -41,72 | 2 437 457 | 3 460 700 | 41,98 |
| SRI LANKA | 382 | 706 | 84,82 | 22 643 | 36 472 | 61,07 |
| IRAN (ISLAMIC REPUBLIC OF) | 3 000 | 0 | -100,00 | 8 250 | 0 | -100,00 |
| SAUDI ARABIA | 0 | 386 | - | 0 | 21 397 | - |
| KUWAIT | 11 695 | 18 000 | 53,91 | 28 685 | 28 944 | 0,90 |
| TURKEY | 11 290 | 212 | -98,12 | 133 637 | 78 064 | -41,59 |
| UNITED ARAB EMIRATES | 50 | 3 166 | 6 232,00 | 14 168 | 26 538 | 87,31 |
| QATAR | 0 | 33 | - | 0 | 1 555 | - |
| REUNION | 65 | 0 | -100,00 | 3 785 | 0 | -100,00 |
| MOZAMBIQUE | 52 | 0 | -100,00 | 12 | 0 | -100,00 |
| CAMEROON | 55 | 0 | -100,00 | 98 | 0 | -100,00 |
| SENEGAL | 0 | 1 | - | 0 | 8 | - |
| SOUTH AFRICA | 23 250 | 136 | -99,42 | 414 744 | 2 017 | -99,51 |
| AUSTRALIA | 11 241 | 2 277 | -79,74 | 355 868 | 91 018 | -74,42 |
| NEW ZEALAND | 295 | 744 | 152,20 | 9 649 | 5 389 | -44,15 |
| GUAM | 50 | 0 | -100,00 | 5 320 | 0 | -100,00 |
| NEW CALEDONIA | 0 | 292 | - | 0 | 6 059 | - |
| COOK ISLANDS | 150 | 0 | -100,00 | 349 | 0 | -100,00 |
| FIJI | 2 | 0 | -100,00 | 504 | 0 | -100,00 |
| EAST TIMOR | 2 313 | 3 114 | 34,63 | 7 745 | 1 969 | -74,58 |
| UNITED STATES | 156 474 | 157 307 | 0,53 | 5 545 056 | 5 920 841 | 6,78 |
| CANADA | 8 217 | 7 916 | -3,66 | 267 241 | 310 806 | 16,30 |
| MEXICO | 1 092 | 1 006 | -7,88 | 127 118 | 44 665 | -64,86 |
| BRAZIL | 502 | 250 | -50,20 | 82 981 | 68 570 | -17,37 |
| URUGUAY | 0 | 90 | - | 0 | 70 | - |
| PUERTO RICO | 12 | 0 | -100,00 | 53 | 0 | -100,00 |
| BARBADOS | 0 | 1 267 | - | 0 | 53 813 | - |
| FRENCH POLYNESIA | 150 | 0 | -100,00 | 1 915 | 0 | -100,00 |
| UNITED KINGDOM | 1 257 | 493 | -60,78 | 25 191 | 1 976 | -92,16 |
| NETHERLANDS | 29 836 | 53 150 | 78,14 | 998 617 | 1 715 737 | 71,81 |
| FRANCE | 2 883 | 3 501 | 21,44 | 75 360 | 94 571 | 25,49 |
| GERMANY, FED. REP. OF | 20 123 | 91 507 | 354,74 | 767 765 | 1 575 155 | 105,16 |
| AUSTRIA | 1 622 | 303 | -81,32 | 65 393 | 19 253 | -70,56 |
| BELGIUM | 0 | 712 | - | 0 | 14 802 | - |
| SWITZERLAND | 251 | 93 | -62,95 | 4 159 | 3 982 | -4,26 |

TABEL 5. PERKEMBANGAN EKSPOR INDONESIA MENURUT KOMODITI DAN NEGARA TUJUAN

| JENIS BARANG | BERAT BERSIH (KG) | | PERUB | NILAI FOB (US \$) | | PERUB |
|----------------------------------|-------------------|-------------------|--------------|-------------------|-------------------|---------------|
| | JAN-FEB 2012 | JAN-FEB 2013 | % | JAN-FEB 2012 | JAN-FEB 2013 | % |
| (1) | (2) | (3) | (4) | (5) | (6) | (7) |
| DENMARK | 545 | 548 | 0,55 | 13 228 | 13 988 | 5,75 |
| NORWAY | 23 465 | 78 | -99,67 | 55 248 | 2 517 | -95,44 |
| SWEDEN | 0 | 251 | - | 0 | 16 800 | - |
| FINLAND | 0 | 8 | - | 0 | 25 | - |
| ITALY | 49 490 | 39 103 | -20,99 | 2 022 579 | 2 149 540 | 6,28 |
| SPAIN | 11 247 | 10 094 | -10,25 | 363 299 | 258 335 | -28,89 |
| PORTUGAL | 75 | 275 | 266,67 | 1 105 | 2 835 | 156,56 |
| GREECE | 31 | 89 | 187,10 | 2 117 | 3 290 | 55,41 |
| HUNGARY | 0 | 1 | - | 0 | 14 | - |
| POLAND | 0 | 2 | - | 0 | 2 | - |
| CROATIA | 338 | 690 | 104,14 | 9 000 | 18 000 | 100,00 |
| MALTA | 220 | 0 | -100,00 | 257 | 0 | -100,00 |
| CZECH REPUBLIC | 0 | 195 | - | 0 | 189 | - |
| RUSSIA FEDERATION | 100 | 0 | -100,00 | 706 | 0 | -100,00 |
| KACA DAN BARANG DARI KACA | 93 162 155 | 93 142 071 | -0,02 | 68 116 176 | 61 044 773 | -10,38 |
| JAPAN | 1 190 743 | 1 323 771 | 11,17 | 3 089 246 | 3 505 632 | 13,48 |
| HONG KONG | 136 453 | 152 468 | 11,74 | 720 070 | 1 257 879 | 74,69 |
| KOREA, DEM. PEOPLE'S REP. | 4 380 | 0 | -100,00 | 45 972 | 0 | -100,00 |
| KOREA, REPUBLIC OF | 11 375 230 | 11 572 944 | 1,74 | 4 120 228 | 4 140 763 | 0,50 |
| TAIWAN | 1 592 966 | 1 537 809 | -3,46 | 1 094 040 | 874 810 | -20,04 |
| CHINA | 684 292 | 545 311 | -20,31 | 618 256 | 1 094 732 | 77,07 |
| MONGOLIA | 525 | 205 | -60,95 | 420 | 260 | -38,10 |
| PAPUA NEW GUINEA | 412 595 | 760 960 | 84,43 | 245 278 | 503 058 | 105,10 |
| THAILAND | 12 410 152 | 6 424 095 | -48,24 | 7 130 285 | 3 791 579 | -46,82 |
| SINGAPORE | 2 054 481 | 1 722 505 | -16,16 | 8 121 806 | 6 561 080 | -19,22 |
| PHILIPPINES | 9 711 720 | 10 603 138 | 9,18 | 4 116 918 | 4 586 841 | 11,41 |
| MALAYSIA | 12 198 249 | 13 410 554 | 9,94 | 5 290 816 | 5 767 931 | 9,02 |
| MYANMAR | 2 705 028 | 2 991 068 | 10,57 | 981 065 | 1 166 674 | 18,92 |
| CAMBODIA | 198 701 | 1 414 406 | 611,83 | 93 248 | 418 997 | 349,34 |
| BRUNEI DARUSSALAM | 19 846 | 86 058 | 333,63 | 7 386 | 30 566 | 313,84 |
| LAO PEOPLE'S DEM. REP. | 0 | 60 788 | - | 0 | 27 975 | - |
| VIET NAM | 5 229 518 | 5 172 616 | -1,09 | 2 594 426 | 2 529 366 | -2,51 |
| MALDIVES | 3 441 | 26 110 | 658,79 | 9 546 | 29 952 | 213,76 |
| INDIA | 2 506 026 | 7 084 921 | 182,72 | 2 800 025 | 4 011 652 | 43,27 |
| PAKISTAN | 485 738 | 550 055 | 13,24 | 554 222 | 382 422 | -31,00 |
| BANGLADESH | 201 297 | 217 841 | 8,22 | 342 071 | 352 149 | 2,95 |
| SRI LANKA | 349 000 | 203 150 | -41,79 | 144 890 | 97 324 | -32,83 |
| AFGHANISTAN | 549 968 | 280 273 | -49,04 | 441 024 | 232 983 | -47,17 |
| IRAQ | 174 916 | 86 509 | -50,54 | 129 743 | 71 294 | -45,05 |
| IRAN (ISLAMIC REPUBLIC OF) | 247 153 | 272 940 | 10,43 | 176 438 | 240 188 | 36,13 |
| SAUDI ARABIA | 1 677 552 | 78 502 | -95,32 | 1 395 592 | 511 602 | -63,34 |
| ISRAIL | 88 228 | 18 922 | -78,55 | 63 857 | 20 025 | -68,64 |
| KUWAIT | 144 617 | 200 055 | 38,33 | 72 970 | 103 492 | 41,83 |
| JORDAN | 174 820 | 123 334 | -29,45 | 138 425 | 82 182 | -40,63 |
| LEBANON | 24 032 | 46 891 | 95,12 | 16 305 | 20 781 | 27,45 |
| YEMEN | 967 957 | 362 826 | -62,52 | 634 960 | 279 922 | -55,92 |
| OMAN | 629 | 745 | 18,44 | 40 | 1 525 | 3 712,50 |
| SYRIA ARAB REPUBLIC | 0 | 75 903 | - | 0 | 75 764 | - |
| TURKEY | 1 925 949 | 1 394 287 | -27,61 | 1 212 945 | 896 810 | -26,06 |
| UNITED ARAB EMIRATES | 1 002 070 | 1 433 803 | 43,08 | 837 967 | 897 537 | 7,11 |
| QATAR | 20 479 | 23 894 | 16,68 | 17 534 | 32 203 | 83,66 |
| BAHRAIN | 19 610 | 55 | -99,72 | 17 892 | 193 | -98,92 |
| CYPRUS | 1 328 | 310 | -76,66 | 13 103 | 4 437 | -66,14 |
| EGYPT | 132 794 | 164 247 | 23,69 | 80 992 | 87 066 | 7,50 |
| LIBYAN ARAB JAMAHIRIYA | 192 | 600 | 212,50 | 489 | 1 274 | 160,53 |
| MOROCCO | 14 764 | 14 924 | 1,08 | 14 128 | 13 023 | -7,82 |
| TUNISIA | 94 723 | 100 | -99,89 | 119 010 | 100 | -99,92 |
| ALGERIA | 510 | 332 210 | 65 039,22 | 1 088 | 174 722 | 15 959,01 |
| SUDAN | 66 914 | 29 039 | -56,60 | 39 968 | 39 528 | -1,10 |
| LESOTHO | 28 514 | 0 | -100,00 | 20 752 | 0 | -100,00 |
| ETHIOPIA | 21 960 | 230 | -98,95 | 15 480 | 316 | -97,96 |
| TANZANIA, UNITED REP. OF | 245 617 | 19 244 | -92,17 | 100 330 | 17 493 | -82,56 |
| MADAGASCAR | 52 495 | 0 | -100,00 | 29 563 | 0 | -100,00 |
| SOMALIA | 0 | 20 534 | - | 0 | 14 670 | - |
| KENYA | 1 613 341 | 1 761 220 | 9,17 | 469 717 | 575 474 | 22,52 |
| REUNION | 2 520 | 5 480 | 117,46 | 4 264 | 13 993 | 228,17 |
| MOZAMBIQUE | 33 896 | 42 461 | 25,27 | 26 746 | 33 114 | 23,81 |
| EQUATORIAL GUINEA | 0 | 409 | - | 0 | 5 935 | - |
| TOGO | 38 844 | 16 878 | -56,55 | 31 018 | 10 224 | -67,04 |
| GHANA | 251 573 | 278 365 | 10,65 | 128 608 | 120 806 | -6,07 |
| ANGOLA | 38 354 | 34 293 | -10,59 | 18 016 | 19 285 | 7,04 |
| CONGO | 92 211 | 0 | -100,00 | 33 333 | 0 | -100,00 |
| CAMEROON | 790 | 115 | -85,44 | 546 | 743 | 36,08 |
| NIGERIA | 27 436 | 24 747 | -9,80 | 30 375 | 35 565 | 17,09 |
| SIERRA LEONE | 2 040 | 0 | -100,00 | 9 203 | 0 | -100,00 |
| GABON | 12 | 45 | 275,00 | 10 | 43 | 330,00 |

TABEL 5. PERKEMBANGAN EKSPOR INDONESIA MENURUT KOMODITI DAN NEGARA TUJUAN

| JENIS BARANG | BERAT BERSIH (KG) | | PERUB | NILAI FOB (US \$) | | PERUB |
|------------------------------|-------------------|--------------|-----------|-------------------|--------------|----------|
| | JAN-FEB 2012 | JAN-FEB 2013 | % | JAN-FEB 2012 | JAN-FEB 2013 | % |
| (1) | (2) | (3) | (4) | (5) | (6) | (7) |
| COTE D'IVOIRE | 0 | 127 570 | - | 0 | 68 971 | - |
| SENEGAL | 77 732 | 0 | -100,00 | 57 344 | 0 | -100,00 |
| BENIN | 84 133 | 95 037 | 12,96 | 49 333 | 69 075 | 40,02 |
| SEYCHELLES | 1 721 | 925 | -46,25 | 7 976 | 4 926 | -38,24 |
| DJIBOUTI | 19 440 | 0 | -100,00 | 17 820 | 0 | -100,00 |
| SOUTH AFRICA | 1 486 425 | 1 932 367 | 30,00 | 1 177 421 | 1 461 443 | 24,12 |
| ZIMBABWE | 6 056 | 14 | -99,77 | 4 940 | 146 | -97,04 |
| ZAMBIA | 8 554 | 0 | -100,00 | 8 249 | 0 | -100,00 |
| MAURITIUS | 9 002 | 17 558 | 95,05 | 16 334 | 10 306 | -36,90 |
| VIRGIN ISLANDS (BRITISH) | 45 | 87 | 93,33 | 298 | 259 | -13,09 |
| AUSTRALIA | 6 998 901 | 5 200 433 | -25,70 | 8 942 027 | 3 241 714 | -63,75 |
| NEW ZEALAND | 2 354 925 | 2 503 621 | 6,31 | 934 076 | 918 457 | -1,67 |
| GUAM | 50 | 0 | -100,00 | 3 025 | 0 | -100,00 |
| PALAU | 30 | 0 | -100,00 | 39 | 0 | -100,00 |
| NEW CALEDONIA | 25 335 | 296 | -98,83 | 38 244 | 1 451 | -96,21 |
| NORTHERN MARIANA ISLANDS | 100 | 0 | -100,00 | 140 | 0 | -100,00 |
| SAINT VINCENT AND THE GRENAC | 0 | 23 001 | - | 0 | 10 004 | - |
| VANUATU | 41 095 | 1 990 | -95,16 | 34 336 | 5 401 | -84,27 |
| WALLIS AND FUTUNA ISLANDS | 0 | 300 | - | 0 | 194 | - |
| COOK ISLANDS | 0 | 1 836 | - | 0 | 6 304 | - |
| FIJI | 7 547 | 2 120 | -71,91 | 6 701 | 5 581 | -16,71 |
| SAMOA | 0 | 16 543 | - | 0 | 15 962 | - |
| SOLOMON ISLANDS | 1 264 | 1 125 | -11,00 | 965 | 681 | -29,43 |
| EAST TIMOR | 230 389 | 193 715 | -15,92 | 118 490 | 100 498 | -15,18 |
| UNITED STATES | 1 565 933 | 1 330 799 | -15,02 | 2 425 444 | 2 519 070 | 3,86 |
| CANADA | 89 406 | 59 399 | -33,56 | 87 206 | 76 319 | -12,48 |
| MEXICO | 175 730 | 408 945 | 132,71 | 136 985 | 260 414 | 90,10 |
| GUATEMALA | 71 859 | 75 600 | 5,21 | 50 119 | 47 715 | -4,80 |
| HONDURAS | 18 107 | 1 660 | -90,83 | 15 835 | 6 095 | -61,51 |
| PANAMA | 1 025 454 | 1 708 438 | 66,60 | 609 648 | 837 671 | 37,40 |
| CUBA | 42 610 | 0 | -100,00 | 34 197 | 0 | -100,00 |
| SURINAME | 0 | 20 550 | - | 0 | 18 265 | - |
| CHILE | 253 192 | 387 605 | 53,09 | 193 299 | 238 275 | 23,27 |
| VENEZUELA | 435 | 365 | -16,09 | 1 900 | 1 726 | -9,16 |
| ARGENTINA | 19 287 | 35 633 | 84,75 | 15 271 | 30 900 | 102,34 |
| BRAZIL | 1 204 480 | 3 053 502 | 153,51 | 830 247 | 2 032 204 | 144,77 |
| COLOMBIA | 1 779 | 427 | -76,00 | 1 578 | 2 471 | 56,59 |
| URUGUAY | 159 864 | 18 662 | -88,33 | 87 285 | 9 357 | -89,28 |
| PARAGUAY | 67 444 | 19 716 | -70,77 | 38 384 | 14 339 | -62,64 |
| ECUADOR | 579 622 | 515 719 | -11,02 | 257 228 | 253 013 | -1,64 |
| PERU | 801 501 | 289 171 | -63,92 | 530 881 | 215 368 | -59,43 |
| GUYANA | 42 573 | 27 762 | -34,79 | 17 587 | 12 598 | -28,37 |
| TRINIDAD AND TOBAGO | 160 718 | 67 932 | -57,73 | 69 232 | 29 224 | -57,79 |
| BAHAMAS | 1 096 | 0 | -100,00 | 2 844 | 0 | -100,00 |
| JAMAICA | 21 560 | 23 710 | 9,97 | 8 159 | 12 087 | 48,14 |
| PUERTO RICO | 334 | 14 | -95,81 | 1 771 | 3 | -99,83 |
| DOMINICAN REPUBLIC | 23 164 | 41 254 | 78,10 | 17 625 | 24 272 | 37,71 |
| COSTA RICA | 110 | 18 917 | 17 097,27 | 487 | 15 146 | 3 010,06 |
| HAITI | 37 472 | 17 184 | -54,14 | 10 288 | 17 667 | 71,72 |
| BARBADOS | 70 | 0 | -100,00 | 146 | 0 | -100,00 |
| ARUBA | 0 | 450 | - | 0 | 262 | - |
| BERMUDA | 0 | 40 | - | 0 | 621 | - |
| CAYMAN ISLANDS | 15 | 20 | 33,33 | 4 | 13 | 225,00 |
| FRENCH GUIANA | 0 | 80 | - | 0 | 316 | - |
| FRENCH POLYNESIA | 535 | 230 | -57,01 | 993 | 414 | -58,31 |
| MARTINIQUE | 168 | 744 | 342,86 | 216 | 3 293 | 1 424,54 |
| NETHERLANDS ANTILLES | 20 700 | 50 | -99,76 | 20 510 | 120 | -99,41 |
| GUADELOUPE | 553 | 1 363 | 146,47 | 1 280 | 5 665 | 342,58 |
| SAINT KITTS AND NEVIS | 0 | 280 | - | 0 | 545 | - |
| UNITED KINGDOM | 205 341 | 124 395 | -39,42 | 409 099 | 259 645 | -36,53 |
| NETHERLANDS | 174 952 | 141 389 | -19,18 | 287 002 | 229 566 | -20,01 |
| FRANCE | 75 063 | 192 027 | 155,82 | 144 448 | 244 703 | 69,41 |
| GERMANY, FED. REP. OF | 171 883 | 82 425 | -52,05 | 406 963 | 409 450 | 0,61 |
| AUSTRIA | 483 | 488 | 1,04 | 2 440 | 3 044 | 24,75 |
| BELGIUM | 437 173 | 56 088 | -87,17 | 454 640 | 347 781 | -23,50 |
| SWITZERLAND | 1 736 | 3 770 | 117,17 | 13 255 | 12 767 | -3,68 |
| LUXEMBOURG | 20 | 0 | -100,00 | 200 | 0 | -100,00 |
| DENMARK | 3 135 | 5 417 | 72,79 | 7 455 | 11 199 | 50,22 |
| NORWAY | 1 774 | 1 581 | -10,88 | 5 968 | 5 205 | -12,78 |
| SWEDEN | 16 845 | 289 | -98,28 | 19 416 | 2 629 | -86,46 |
| FINLAND | 5 886 | 52 336 | 789,16 | 4 191 | 70 373 | 1 579,15 |
| IRELAND | 1 648 | 1 028 | -37,62 | 4 463 | 7 507 | 68,21 |
| ITALY | 294 157 | 10 255 | -96,51 | 295 671 | 86 546 | -70,73 |
| SPAIN | 35 618 | 82 394 | 131,33 | 53 341 | 140 227 | 162,89 |
| PORTUGAL | 16 866 | 20 293 | 20,32 | 17 414 | 25 905 | 48,76 |
| GREECE | 38 562 | 38 402 | -0,41 | 45 580 | 45 001 | -1,27 |
| HUNGARY | 7 506 | 277 | -96,31 | 7 339 | 2 282 | -68,91 |

TABEL 5. PERKEMBANGAN EKSPOR INDONESIA MENURUT KOMODITI DAN NEGARA TUJUAN

| JENIS BARANG | BERAT BERSIH (KG) | | PERUB | NILAI FOB (US \$) | | PERUB |
|------------------------------------|--------------------|--------------------|--------------|--------------------|--------------------|-------------|
| | JAN-FEB 2012 | JAN-FEB 2013 | % | JAN-FEB 2012 | JAN-FEB 2013 | % |
| | (1) | (2) | (3) | (4) | (5) | (6) |
| POLAND | 445 330 | 523 390 | 17,53 | 328 166 | 356 666 | 8,68 |
| ROMANIA | 9 530 | 147 076 | 1 443,29 | 16 034 | 89 801 | 460,07 |
| BULGARIA | 22 144 | 20 376 | -7,98 | 16 276 | 14 353 | -11,81 |
| AZERBAIJAN | 0 | 10 | - | 0 | 90 | - |
| KAZAKHSTAN | 0 | 5 | - | 0 | 259 | - |
| UKRAINE | 23 930 | 32 352 | 35,19 | 18 222 | 29 731 | 63,16 |
| LITHUANIA | 16 041 | 827 | -94,84 | 14 500 | 2 950 | -79,66 |
| LATVIA | 92 | 400 | 334,78 | 500 | 516 | 3,20 |
| ESTONIA | 749 | 137 | -81,71 | 26 335 | 512 | -98,06 |
| GEORGIA | 0 | 56 | - | 0 | 495 | - |
| CROATIA | 1 890 | 23 173 | 1 126,08 | 5 283 | 20 145 | 281,32 |
| BOSNIA AND HERZEGOVINA | 13 448 | 0 | -100,00 | 8 498 | 0 | -100,00 |
| MALTA | 690 | 0 | -100,00 | 661 | 0 | -100,00 |
| SLOVENIA | 548 | 700 | 27,74 | 2 848 | 280 | -90,17 |
| CZECH REPUBLIC | 85 769 | 280 214 | 226,71 | 72 698 | 187 172 | 157,47 |
| RUSSIA FEDERATION | 65 266 | 32 811 | -49,73 | 77 076 | 53 982 | -29,96 |
| SERBIA | 150 | 0 | -100,00 | 1 564 | 0 | -100,00 |
| MONTENEGRO | 226 | 17 768 | 7 761,95 | 1 578 | 11 216 | 610,77 |
| KERTAS DAN BARANG DARI KER* | 658 284 554 | 730 498 458 | 10,97 | 589 369 125 | 626 443 247 | 6,29 |
| JAPAN | 83 612 684 | 75 541 123 | -9,65 | 87 979 579 | 75 429 751 | -14,26 |
| HONG KONG | 9 564 595 | 8 566 739 | -10,43 | 8 814 729 | 7 131 278 | -19,10 |
| KOREA, REPUBLIC OF | 10 296 719 | 13 794 476 | 33,97 | 9 758 347 | 12 058 850 | 23,57 |
| TAIWAN | 21 834 253 | 22 030 123 | 0,90 | 17 054 451 | 17 561 066 | 2,97 |
| CHINA | 14 935 114 | 32 778 131 | 119,47 | 13 591 098 | 26 069 473 | 91,81 |
| MONGOLIA | 0 | 37 921 | - | 0 | 28 441 | - |
| MACAU | 314 168 | 242 522 | -22,80 | 193 330 | 143 031 | -26,02 |
| PAPUA NEW GUINEA | 358 342 | 402 960 | 12,45 | 468 510 | 561 599 | 19,87 |
| THAILAND | 23 324 931 | 17 009 193 | -27,08 | 21 109 587 | 16 851 448 | -20,17 |
| SINGAPORE | 28 372 182 | 22 473 971 | -20,79 | 21 024 805 | 18 620 058 | -11,44 |
| PHILIPPINES | 28 723 067 | 33 233 619 | 15,70 | 23 382 456 | 26 915 322 | 15,11 |
| MALAYSIA | 59 714 264 | 55 396 138 | -7,23 | 50 171 829 | 46 109 953 | -8,10 |
| MYANMAR | 15 454 868 | 14 685 443 | -4,98 | 11 368 776 | 10 194 507 | -10,33 |
| CAMBODIA | 2 605 989 | 2 880 277 | 10,53 | 2 313 980 | 2 638 307 | 14,02 |
| BRUNEI DARUSSALAM | 174 962 | 107 321 | -38,66 | 199 968 | 140 711 | -29,63 |
| LAO PEOPLE'S DEM. REP. | 31 975 | 4 | -99,99 | 28 628 | 568 | -98,02 |
| NEPAL | 570 | 8 750 | 1 435,09 | 2 474 | 28 969 | 1 070,94 |
| VIET NAM | 46 729 851 | 53 328 458 | 14,12 | 34 591 181 | 35 831 961 | 3,59 |
| MALDIVES | 111 250 | 167 397 | 50,47 | 161 921 | 150 991 | -6,75 |
| INDIA | 10 874 565 | 24 048 326 | 121,14 | 9 280 509 | 18 898 791 | 103,64 |
| PAKISTAN | 13 166 514 | 14 504 928 | 10,17 | 10 717 363 | 11 670 322 | 8,89 |
| BANGLADESH | 9 503 904 | 8 686 534 | -8,60 | 7 055 847 | 7 458 891 | 5,71 |
| SRI LANKA | 6 561 479 | 9 614 938 | 46,54 | 5 477 779 | 7 130 331 | 30,17 |
| IRAQ | 0 | 151 684 | - | 0 | 122 523 | - |
| IRAN (ISLAMIC REPUBLIC OF) | 8 972 011 | 27 054 423 | 201,54 | 7 677 249 | 20 720 715 | 169,90 |
| SAUDI ARABIA | 19 958 216 | 24 193 798 | 21,22 | 15 553 230 | 19 229 274 | 23,64 |
| ISRAEL | 320 | 252 275 | 78 735,94 | 7 515 | 212 791 | 2 731,55 |
| KUWAIT | 2 343 831 | 1 661 189 | -29,13 | 2 198 861 | 1 666 262 | -24,22 |
| JORDAN | 3 809 644 | 6 213 387 | 63,10 | 3 559 982 | 5 501 044 | 54,52 |
| LEBANON | 1 835 349 | 1 777 751 | -3,14 | 1 838 537 | 1 198 636 | -34,80 |
| YEMEN | 3 136 630 | 9 534 752 | 203,98 | 2 594 477 | 6 960 018 | 168,26 |
| OMAN | 1 627 877 | 2 465 485 | 51,45 | 1 366 823 | 1 911 349 | 39,84 |
| SYRIA ARAB REPUBLIC | 0 | 1 851 948 | - | 0 | 1 260 929 | - |
| TURKEY | 11 754 438 | 10 462 940 | -10,99 | 9 681 632 | 10 186 325 | 5,21 |
| UNITED ARAB EMIRATES | 29 731 951 | 18 214 478 | -38,74 | 27 049 329 | 17 654 482 | -34,73 |
| QATAR | 1 678 405 | 1 957 214 | 16,61 | 1 686 987 | 2 081 204 | 23,37 |
| BAHRAIN | 1 278 241 | 3 022 854 | 136,49 | 1 227 383 | 2 072 950 | 68,89 |
| CYPRUS | 928 663 | 745 299 | -19,74 | 888 113 | 671 414 | -24,40 |
| EGYPT | 7 844 862 | 8 056 023 | 2,69 | 7 321 080 | 6 712 724 | -8,31 |
| LIBYAN ARAB JAMAHIRIYA | 1 392 865 | 783 605 | -43,74 | 1 403 090 | 866 074 | -38,27 |
| MOROCCO | 249 | 270 | 8,43 | 2 641 | 2 447 | -7,35 |
| TUNISIA | 48 564 | 0 | -100,00 | 41 250 | 0 | -100,00 |
| ALGERIA | 0 | 5 | - | 0 | 3 | - |
| SUDAN | 3 864 271 | 4 417 812 | 14,32 | 3 192 092 | 2 643 242 | -17,19 |
| NAMIBIA | 19 735 | 89 888 | 355,48 | 19 617 | 95 561 | 387,13 |
| ETHIOPIA | 1 868 935 | 1 445 923 | -22,63 | 1 902 438 | 1 338 586 | -29,64 |
| TANZANIA, UNITED REP. OF | 301 935 | 988 782 | 227,48 | 280 339 | 746 379 | 166,24 |
| MADAGASCAR | 533 778 | 706 176 | 32,30 | 493 554 | 552 945 | 12,03 |
| SOMALIA | 19 910 | 131 522 | 560,58 | 31 190 | 135 205 | 333,49 |
| KENYA | 1 650 006 | 8 255 396 | 400,33 | 1 195 004 | 5 101 086 | 326,87 |
| REUNION | 166 274 | 209 930 | 26,26 | 197 697 | 302 348 | 52,94 |
| MOZAMBIQUE | 324 724 | 222 875 | -31,36 | 289 127 | 239 400 | -17,20 |
| BOTSWANA | 60 746 | 0 | -100,00 | 36 507 | 0 | -100,00 |
| EQUATORIAL GUINEA | 0 | 18 933 | - | 0 | 15 923 | - |
| TOGO | 617 692 | 1 593 950 | 158,05 | 624 310 | 1 353 165 | 116,75 |
| GHANA | 3 939 572 | 1 312 874 | -66,67 | 3 187 206 | 1 211 321 | -61,99 |
| LIBERIA | 42 698 | 113 848 | 166,64 | 32 896 | 92 090 | 179,94 |

TABEL 5. PERKEMBANGAN EKSPOR INDONESIA MENURUT KOMODITI DAN NEGARA TUJUAN

| JENIS BARANG | BERAT BERSIH (KG) | | PERUB | NILAI FOB (US \$) | | PERUB |
|---------------------------|-------------------|--------------|---------|-------------------|--------------|---------|
| | JAN-FEB 2012 | JAN-FEB 2013 | % | JAN-FEB 2012 | JAN-FEB 2013 | % |
| | (1) | (2) | (3) | (4) | (5) | (6) |
| GUINEA | 188 948 | 511 217 | 170,56 | 163 024 | 470 436 | 188,57 |
| ANGOLA | 136 276 | 107 969 | -20,77 | 136 457 | 120 683 | -11,56 |
| CONGO | 324 810 | 2 360 289 | 626,67 | 347 048 | 2 375 375 | 584,45 |
| CAMEROON | 285 321 | 1 090 495 | 282,20 | 250 475 | 967 538 | 286,28 |
| NIGERIA | 14 513 444 | 16 374 778 | 12,82 | 12 223 252 | 13 097 711 | 7,15 |
| SIERRA LEONE | 238 143 | 189 605 | -20,38 | 284 154 | 155 732 | -45,19 |
| GABON | 166 628 | 51 350 | -69,18 | 158 236 | 82 683 | -47,75 |
| COTE D'IVOIRE | 615 670 | 943 847 | 53,30 | 477 412 | 853 105 | 78,69 |
| SENEGAL | 173 922 | 275 852 | 58,61 | 225 805 | 241 808 | 7,09 |
| MAURITANIA | 113 762 | 109 154 | -4,05 | 95 000 | 110 891 | 16,73 |
| MALI | 0 | 68 317 | - | 0 | 78 624 | - |
| BENIN | 193 982 | 908 564 | 368,38 | 205 262 | 828 450 | 303,61 |
| GUINEA BISSAU | 0 | 20 097 | - | 0 | 19 293 | - |
| GAMBIA | 37 921 | 79 646 | 110,03 | 33 060 | 67 589 | 104,44 |
| SEYCHELLES | 15 130 | 19 123 | 26,39 | 16 175 | 20 161 | 24,64 |
| UGANDA | 114 328 | 134 531 | 17,67 | 142 019 | 186 852 | 31,57 |
| DJIBOUTI | 3 304 915 | 2 745 706 | -16,92 | 2 929 666 | 2 212 871 | -24,47 |
| SAO TOME AND PRINCIPE | 18 960 | 0 | -100,00 | 17 306 | 0 | -100,00 |
| SOUTH AFRICA | 8 797 706 | 7 027 994 | -20,12 | 7 225 432 | 5 384 665 | -25,48 |
| ZIMBABWE | 0 | 94 589 | - | 0 | 101 038 | - |
| MAURITIUS | 2 978 106 | 1 800 157 | -39,55 | 2 554 190 | 1 690 214 | -33,83 |
| VIRGIN ISLANDS (BRITISH) | 75 | 32 | -57,33 | 1 645 | 125 | -92,40 |
| AUSTRALIA | 19 648 139 | 14 408 380 | -26,67 | 22 754 647 | 16 153 235 | -29,01 |
| NEW ZEALAND | 5 182 651 | 6 456 575 | 24,58 | 5 599 713 | 7 361 955 | 31,47 |
| GUAM | 52 273 | 65 316 | 24,95 | 54 249 | 85 710 | 57,99 |
| PALAU | 38 347 | 18 983 | -50,50 | 38 516 | 18 641 | -51,60 |
| NEW CALEDONIA | 774 672 | 528 687 | -31,75 | 897 497 | 601 731 | -32,95 |
| VANUATU | 40 013 | 11 819 | -70,46 | 56 149 | 13 953 | -75,15 |
| WALLIS AND FUTUNA ISLANDS | 0 | 900 | - | 0 | 1 739 | - |
| AMERICAN SAMOA | 18 983 | 0 | -100,00 | 16 955 | 0 | -100,00 |
| COOK ISLANDS | 6 336 | 10 | -99,84 | 12 600 | 100 | -99,21 |
| FIJI | 187 830 | 310 711 | 65,42 | 213 747 | 278 775 | 30,42 |
| KIRIBATI | 3 122 | 0 | -100,00 | 7 684 | 0 | -100,00 |
| SAMOA | 29 032 | 35 960 | 23,86 | 31 438 | 40 279 | 28,12 |
| EAST TIMOR | 323 902 | 153 331 | -52,66 | 763 504 | 148 762 | -80,52 |
| UNITED STATES | 42 126 009 | 62 881 328 | 49,27 | 42 139 650 | 56 671 906 | 34,49 |
| CANADA | 4 111 791 | 7 736 080 | 88,14 | 3 789 571 | 6 406 979 | 69,07 |
| MEXICO | 1 480 029 | 2 019 088 | 36,42 | 1 466 554 | 1 991 685 | 35,81 |
| GUATEMALA | 1 559 964 | 1 222 833 | -21,61 | 1 220 632 | 976 592 | -19,99 |
| HONDURAS | 255 585 | 189 777 | -25,75 | 199 848 | 199 803 | -0,02 |
| NICARAGUA | 618 971 | 498 195 | -19,51 | 468 853 | 390 294 | -16,76 |
| PANAMA | 399 112 | 153 096 | -61,64 | 310 892 | 152 153 | -51,06 |
| CUBA | 2 874 923 | 0 | -100,00 | 2 389 713 | 0 | -100,00 |
| SURINAME | 76 061 | 105 988 | 39,35 | 62 556 | 92 430 | 47,76 |
| CHILE | 502 006 | 561 073 | 11,77 | 473 453 | 671 613 | 41,85 |
| VENEZUELA | 279 236 | 239 186 | -14,34 | 313 040 | 201 165 | -35,74 |
| ARGENTINA | 1 985 522 | 1 635 870 | -17,61 | 1 430 463 | 1 339 360 | -6,37 |
| BRAZIL | 3 011 867 | 3 805 159 | 26,34 | 2 378 555 | 2 987 013 | 25,58 |
| COLOMBIA | 625 328 | 575 941 | -7,90 | 894 495 | 694 119 | -22,40 |
| URUGUAY | 331 732 | 126 942 | -61,73 | 264 695 | 126 095 | -52,36 |
| PARAGUAY | 166 439 | 0 | -100,00 | 130 284 | 0 | -100,00 |
| ECUADOR | 1 144 111 | 1 435 512 | 25,47 | 1 128 137 | 1 340 687 | 18,84 |
| PERU | 2 678 617 | 3 159 671 | 17,96 | 2 419 333 | 2 644 532 | 9,31 |
| GUYANA | 38 044 | 0 | -100,00 | 31 026 | 0 | -100,00 |
| TRINIDAD AND TOBAGO | 554 047 | 957 150 | 72,76 | 572 942 | 1 014 105 | 77,00 |
| JAMAICA | 224 362 | 174 047 | -22,43 | 241 547 | 171 258 | -29,10 |
| PUERTO RICO | 904 328 | 1 061 501 | 17,38 | 715 455 | 823 807 | 15,14 |
| DOMINICAN REPUBLIC | 472 545 | 447 106 | -5,38 | 440 227 | 388 007 | -11,86 |
| EL SALVADOR | 1 096 799 | 797 785 | -27,26 | 850 173 | 660 962 | -22,26 |
| COSTA RICA | 1 266 106 | 997 921 | -21,18 | 993 093 | 825 231 | -16,90 |
| HAITI | 251 049 | 468 076 | 86,45 | 251 971 | 349 428 | 38,68 |
| BARBADOS | 31 288 | 14 159 | -54,75 | 36 789 | 17 668 | -51,97 |
| ANTIGUA AND BARBUDA | 15 | 0 | -100,00 | 418 | 0 | -100,00 |
| ARUBA | 72 673 | 36 644 | -49,58 | 54 755 | 26 394 | -51,80 |
| BERMUDA | 0 | 55 | - | 0 | 836 | - |
| FRENCH GUIANA | 56 881 | 18 960 | -66,67 | 35 826 | 10 201 | -71,53 |
| FRENCH POLYNESIA | 197 130 | 151 715 | -23,04 | 207 833 | 175 246 | -15,68 |
| MARTINIQUE | 38 645 | 40 056 | 3,65 | 23 430 | 29 042 | 23,95 |
| NETHERLANDS ANTILLES | 17 361 | 75 426 | 334,46 | 21 660 | 66 607 | 207,51 |
| GUADELOUPE | 178 049 | 154 253 | -13,36 | 129 258 | 126 008 | -2,51 |
| SAINT KITTS AND NEVIS | 0 | 80 | - | 0 | 548 | - |
| UNITED KINGDOM | 5 293 395 | 4 994 313 | -5,65 | 5 259 793 | 5 221 424 | -0,73 |
| NETHERLANDS | 884 574 | 605 018 | -31,60 | 1 677 482 | 1 325 608 | -20,98 |
| FRANCE | 577 556 | 1 446 377 | 150,43 | 1 055 046 | 2 297 647 | 117,78 |
| GERMANY, FED. REP. OF | 609 097 | 933 741 | 53,30 | 1 252 852 | 1 428 603 | 14,03 |
| AUSTRIA | 17 896 | 35 | -99,80 | 16 895 | 48 | -99,72 |
| BELGIUM | 9 125 951 | 2 515 133 | -72,44 | 7 406 715 | 2 789 434 | -62,34 |

TABEL 5. PERKEMBANGAN EKSPOR INDONESIA MENURUT KOMODITI DAN NEGARA TUJUAN

| JENIS BARANG | BERAT BERSIH (KG) | | PERUB | NILAI FOB (US \$) | | PERUB |
|------------------------------------|--------------------|--------------------|--------------|--------------------|--------------------|--------------|
| | JAN-FEB 2012 | JAN-FEB 2013 | % | JAN-FEB 2012 | JAN-FEB 2013 | % |
| (1) | (2) | (3) | (4) | (5) | (6) | (7) |
| SWITZERLAND | 32 846 | 8 183 | -75,09 | 102 942 | 62 821 | -38,97 |
| LUXEMBOURG | 0 | 4 | - | 0 | 2 | - |
| DENMARK | 115 686 | 55 110 | -52,36 | 206 549 | 184 591 | -10,63 |
| NORWAY | 55 100 | 7 610 | -86,19 | 79 817 | 32 948 | -58,72 |
| SWEDEN | 65 135 | 38 923 | -40,24 | 168 924 | 55 190 | -67,33 |
| FINLAND | 17 244 | 44 930 | 160,55 | 24 351 | 61 471 | 152,44 |
| IRELAND | 781 991 | 421 837 | -46,06 | 1 025 921 | 571 633 | -44,28 |
| ITALY | 2 931 041 | 3 714 454 | 26,73 | 3 213 189 | 4 222 109 | 31,40 |
| SPAIN | 1 525 318 | 2 147 471 | 40,79 | 1 917 922 | 2 922 389 | 52,37 |
| PORTUGAL | 169 782 | 385 416 | 127,01 | 159 167 | 423 612 | 166,14 |
| GREECE | 3 252 417 | 4 379 940 | 34,67 | 3 153 419 | 3 484 040 | 10,48 |
| THE DEMOCRATIC REPUBLIC OF 1 | 480 848 | 94 802 | -80,28 | 415 922 | 66 927 | -83,91 |
| HUNGARY | 1 241 | 0 | -100,00 | 3 876 | 0 | -100,00 |
| POLAND | 261 325 | 58 221 | -77,72 | 309 943 | 95 752 | -69,11 |
| ROMANIA | 233 747 | 1 420 108 | 507,54 | 207 324 | 1 207 908 | 482,62 |
| BULGARIA | 673 432 | 464 105 | -31,08 | 589 085 | 442 744 | -24,84 |
| ALBANIA | 436 517 | 1 043 213 | 138,99 | 351 813 | 754 251 | 114,39 |
| ARMENIA | 0 | 70 | - | 0 | 282 | - |
| AZERBAIJAN | 125 733 | 0 | -100,00 | 140 198 | 0 | -100,00 |
| BELARUS | 55 | 60 | 9,09 | 691 | 714 | 3,33 |
| KAZAKHSTAN | 0 | 85 191 | - | 0 | 98 529 | - |
| MOLDOVA, REPUBLIC OF | 0 | 19 654 | - | 0 | 31 401 | - |
| UKRAINE | 2 181 389 | 1 560 620 | -28,46 | 1 943 210 | 1 403 028 | -27,80 |
| LITHUANIA | 361 834 | 353 135 | -2,40 | 397 742 | 335 761 | -15,58 |
| LATVIA | 152 955 | 219 358 | 43,41 | 162 566 | 208 480 | 28,24 |
| ESTONIA | 63 969 | 104 143 | 62,80 | 60 465 | 89 153 | 47,45 |
| GEORGIA | 806 251 | 1 543 731 | 91,47 | 691 816 | 1 622 441 | 134,52 |
| CROATIA | 134 022 | 2 549 828 | 1 802,54 | 122 293 | 2 225 370 | 1 719,70 |
| MALTA | 381 048 | 365 496 | -4,08 | 341 760 | 324 219 | -5,13 |
| SLOVAKIA | 257 | 0 | -100,00 | 3 512 | 0 | -100,00 |
| SLOVENIA | 432 457 | 579 953 | 34,11 | 380 347 | 500 073 | 31,48 |
| CZECH REPUBLIC | 3 950 | 270 | -93,16 | 12 831 | 246 | -98,08 |
| RUSSIA FEDERATION | 1 908 626 | 2 246 767 | 17,72 | 2 145 651 | 2 126 866 | -0,88 |
| SERBIA | 488 | 0 | -100,00 | 1 612 | 0 | -100,00 |
| MONTENEGRO | 20 771 | 0 | -100,00 | 18 737 | 0 | -100,00 |
| -GLISEROL DAN LARUTAN ALKAL | 32 030 466 | 46 684 781 | 45,75 | 9 601 432 | 13 361 888 | 39,17 |
| JAPAN | 641 700 | 1 071 830 | 67,03 | 193 528 | 361 946 | 87,03 |
| CHINA | 24 215 136 | 31 559 816 | 30,33 | 7 176 130 | 8 468 428 | 18,01 |
| PHILIPPINES | 133 370 | 288 910 | 116,62 | 99 474 | 241 529 | 142,81 |
| MALAYSIA | 6 540 260 | 11 389 375 | 74,14 | 1 987 300 | 3 347 203 | 68,43 |
| INDIA | 500 000 | 2 374 844 | 374,97 | 145 000 | 942 773 | 550,19 |
| SWEDEN | 0 | 6 | - | 0 | 9 | - |
| -MARGARIN DAN LEMAK LAINNY# | 122 892 469 | 131 187 504 | 6,75 | 112 341 082 | 129 185 289 | 14,99 |
| JAPAN | 93 375 | 102 000 | 9,24 | 88 215 | 91 390 | 3,60 |
| HONG KONG | 199 637 | 164 073 | -17,81 | 182 630 | 150 946 | -17,35 |
| KOREA, REPUBLIC OF | 1 321 450 | 1 243 010 | -5,94 | 1 395 370 | 1 345 328 | -3,59 |
| TAIWAN | 463 704 | 332 342 | -28,33 | 416 669 | 293 270 | -29,62 |
| CHINA | 33 829 195 | 50 934 075 | 50,56 | 27 070 730 | 47 701 907 | 76,21 |
| PAPUA NEW GUINEA | 310 560 | 360 294 | 16,01 | 290 976 | 356 396 | 22,48 |
| THAILAND | 2 094 985 | 399 583 | -80,93 | 2 282 248 | 423 909 | -81,43 |
| SINGAPORE | 59 839 | 131 958 | 120,52 | 58 302 | 114 213 | 95,90 |
| PHILIPPINES | 2 063 624 | 2 039 116 | -1,19 | 1 926 072 | 2 017 790 | 4,76 |
| MALAYSIA | 1 640 520 | 1 438 815 | -12,30 | 1 450 191 | 3 800 382 | 162,06 |
| MYANMAR | 286 678 | 229 098 | -20,09 | 336 631 | 310 710 | -7,70 |
| CAMBODIA | 45 000 | 89 766 | 99,48 | 34 376 | 70 318 | 104,56 |
| BRUNEI DARUSSALAM | 13 454 | 0 | -100,00 | 14 257 | 0 | -100,00 |
| VIET NAM | 2 136 289 | 1 998 100 | -6,47 | 2 095 546 | 2 000 123 | -4,55 |
| INDIA | 190 360 | 634 975 | 233,57 | 161 869 | 549 041 | 239,19 |
| PAKISTAN | 343 440 | 703 396 | 104,81 | 317 838 | 650 633 | 104,71 |
| BANGLADESH | 43 050 | 66 900 | 55,40 | 36 285 | 56 258 | 55,04 |
| SRI LANKA | 1 728 995 | 1 132 670 | -34,49 | 1 456 858 | 1 020 768 | -29,93 |
| AFGHANISTAN | 0 | 192 000 | - | 0 | 159 440 | - |
| IRAQ | 0 | 307 136 | - | 0 | 301 518 | - |
| IRAN (ISLAMIC REPUBLIC OF) | 2 401 408 | 1 112 700 | -53,66 | 2 443 135 | 981 446 | -59,83 |
| SAUDI ARABIA | 4 164 747 | 2 937 562 | -29,47 | 3 483 997 | 2 817 280 | -19,14 |
| ISRAIL | 1 818 380 | 1 886 445 | 3,74 | 1 832 241 | 1 950 808 | 6,47 |
| KUWAIT | 337 550 | 310 800 | -7,92 | 381 609 | 307 304 | -19,47 |
| JORDAN | 460 246 | 420 560 | -8,62 | 431 712 | 393 844 | -8,77 |
| LEBANON | 130 098 | 327 346 | 151,61 | 127 144 | 362 501 | 185,11 |
| YEMEN | 0 | 61 000 | - | 0 | 55 690 | - |
| OMAN | 201 240 | 107 680 | -46,49 | 156 646 | 101 955 | -34,91 |
| SYRIA ARAB REPUBLIC | 675 816 | 1 472 080 | 117,82 | 573 594 | 1 541 740 | 168,79 |
| TURKEY | 5 974 882 | 5 048 100 | -15,51 | 6 085 312 | 5 532 422 | -9,09 |
| UNITED ARAB EMIRATES | 439 140 | 284 550 | -35,20 | 417 762 | 290 319 | -30,51 |
| QATAR | 55 410 | 20 160 | -63,62 | 53 005 | 19 665 | -62,90 |

TABEL 5. PERKEMBANGAN EKSPOR INDONESIA MENURUT KOMODITI DAN NEGARA TUJUAN

| JENIS BARANG | BERAT BERSIH (KG) | | PERUB | NILAI FOB (US \$) | | PERUB |
|------------------------------|-------------------|--------------|---------|-------------------|--------------|---------|
| | JAN-FEB 2012 | JAN-FEB 2013 | % | JAN-FEB 2012 | JAN-FEB 2013 | % |
| (1) | (2) | (3) | (4) | (5) | (6) | (7) |
| BAHRAIN | 21 000 | 0 | -100,00 | 18 270 | 0 | -100,00 |
| CYPRUS | 0 | 67 820 | - | 0 | 70 993 | - |
| EGYPT | 1 758 275 | 2 513 596 | 42,96 | 1 905 546 | 2 568 462 | 34,79 |
| MOROCCO | 359 975 | 153 880 | -57,25 | 335 142 | 162 786 | -51,43 |
| ALGERIA | 6 405 840 | 3 878 020 | -39,46 | 5 526 619 | 3 792 412 | -31,38 |
| SUDAN | 2 546 160 | 2 222 380 | -12,72 | 2 197 106 | 1 986 339 | -9,59 |
| ETHIOPIA | 43 770 | 153 600 | 250,93 | 32 783 | 147 496 | 349,92 |
| TANZANIA, UNITED REP. OF | 284 790 | 210 779 | -25,99 | 243 738 | 187 161 | -23,21 |
| MADAGASCAR | 0 | 18 130 | - | 0 | 16 226 | - |
| KENYA | 23 850 | 43 100 | 80,71 | 17 538 | 36 273 | 106,83 |
| MOZAMBIQUE | 1 246 942 | 534 520 | -57,13 | 998 962 | 458 552 | -54,10 |
| TOGO | 59 525 | 119 825 | 101,30 | 53 292 | 108 232 | 103,09 |
| GHANA | 2 643 520 | 1 406 120 | -46,81 | 2 134 825 | 1 223 616 | -42,68 |
| LIBERIA | 95 580 | 72 379 | -24,27 | 79 558 | 67 452 | -15,22 |
| ANGOLA | 1 635 706 | 1 597 234 | -2,35 | 1 386 619 | 1 408 809 | 1,60 |
| CONGO | 267 470 | 327 235 | 22,34 | 218 395 | 294 886 | 35,02 |
| CAMEROON | 266 660 | 666 210 | 149,83 | 225 702 | 592 228 | 162,39 |
| NIGERIA | 8 924 360 | 10 861 290 | 21,70 | 8 093 474 | 9 546 547 | 17,95 |
| GABON | 1 550 | 0 | -100,00 | 1 455 | 0 | -100,00 |
| SENEGAL | 107 960 | 360 820 | 234,22 | 83 184 | 311 159 | 274,06 |
| MAURITANIA | 0 | 198 360 | - | 0 | 187 450 | - |
| MALI | 52 500 | 52 500 | 0,00 | 48 000 | 45 563 | -5,08 |
| BENIN | 332 160 | 607 770 | 82,98 | 249 242 | 548 800 | 120,19 |
| DJIBOUTI | 617 190 | 64 800 | -89,50 | 478 073 | 60 936 | -87,25 |
| SAO TOME AND PRINCIPE | 18 200 | 0 | -100,00 | 16 510 | 0 | -100,00 |
| SOUTH AFRICA | 1 205 112 | 443 332 | -63,21 | 1 261 149 | 537 900 | -57,35 |
| ZIMBABWE | 60 788 | 40 540 | -33,31 | 69 077 | 53 050 | -23,20 |
| MALAWI | 116 400 | 21 080 | -81,89 | 99 582 | 17 075 | -82,85 |
| COMOROS | 38 450 | 0 | -100,00 | 32 150 | 0 | -100,00 |
| MAURITIUS | 0 | 42 000 | - | 0 | 36 120 | - |
| AUSTRALIA | 824 328 | 368 052 | -55,35 | 1 000 266 | 426 494 | -57,36 |
| NEW ZEALAND | 757 060 | 597 575 | -21,07 | 731 525 | 584 647 | -20,08 |
| NEW CALEDONIA | 0 | 22 500 | - | 0 | 24 998 | - |
| FIJI | 24 000 | 19 500 | -18,75 | 19 758 | 17 740 | -10,21 |
| KIRIBATI | 0 | 1 400 | - | 0 | 1 600 | - |
| SAMOA | 0 | 19 200 | - | 0 | 18 432 | - |
| SOLOMON ISLANDS | 20 112 | 0 | -100,00 | 29 586 | 0 | -100,00 |
| EAST TIMOR | 59 805 | 32 793 | -45,17 | 62 328 | 27 890 | -55,25 |
| UNITED STATES | 4 728 227 | 2 076 735 | -56,08 | 4 221 869 | 1 884 233 | -55,37 |
| CANADA | 75 126 | 103 260 | 37,45 | 68 093 | 94 854 | 39,30 |
| MEXICO | 1 298 000 | 1 722 360 | 32,69 | 1 575 860 | 2 138 904 | 35,73 |
| HONDURAS | 40 000 | 0 | -100,00 | 41 400 | 0 | -100,00 |
| NICARAGUA | 120 000 | 100 000 | -16,67 | 107 400 | 80 540 | -25,01 |
| PANAMA | 0 | 20 000 | - | 0 | 16 180 | - |
| CHILE | 222 100 | 390 700 | 75,91 | 227 512 | 360 690 | 58,54 |
| VENEZUELA | 45 000 | 22 500 | -50,00 | 40 028 | 22 680 | -43,34 |
| ARGENTINA | 88 000 | 44 000 | -50,00 | 103 070 | 58 212 | -43,52 |
| BRAZIL | 682 000 | 1 183 020 | 73,46 | 995 620 | 1 423 548 | 42,98 |
| COLOMBIA | 45 000 | 90 870 | 101,93 | 43 516 | 80 663 | 85,36 |
| URUGUAY | 146 000 | 591 720 | 305,29 | 128 558 | 670 988 | 421,93 |
| ECUADOR | 45 000 | 45 000 | 0,00 | 46 215 | 44 820 | -3,02 |
| PERU | 289 335 | 90 000 | -68,89 | 260 210 | 90 720 | -65,14 |
| GUYANA | 87 092 | 0 | -100,00 | 74 900 | 0 | -100,00 |
| TRINIDAD AND TOBAGO | 348 368 | 195 784 | -43,80 | 319 410 | 176 642 | -44,70 |
| JAMAICA | 725 408 | 878 339 | 21,08 | 603 451 | 750 357 | 24,34 |
| PUERTO RICO | 65 319 | 110 959 | 69,87 | 60 528 | 95 843 | 58,34 |
| BELIZE | 0 | 22 226 | - | 0 | 18 420 | - |
| HAITI | 72 800 | 466 874 | 541,31 | 62 400 | 438 821 | 603,24 |
| BARBADOS | 65 319 | 130 638 | 100,00 | 70 218 | 119 226 | 69,79 |
| NORFOLK ISLANDS | 0 | 200 000 | - | 0 | 176 000 | - |
| FRANCE | 0 | 460 | - | 0 | 12 650 | - |
| GERMANY, FED. REP. OF | 32 000 | 185 500 | 479,69 | 33 952 | 188 663 | 455,68 |
| DENMARK | 4 099 944 | 5 059 960 | 23,42 | 4 052 945 | 3 974 767 | -1,93 |
| NORWAY | 4 150 000 | 0 | -100,00 | 4 037 796 | 0 | -100,00 |
| ITALY | 123 546 | 0 | -100,00 | 294 976 | 0 | -100,00 |
| SPAIN | 110 000 | 330 000 | 200,00 | 145 750 | 527 010 | 261,58 |
| GREECE | 574 460 | 1 172 320 | 104,07 | 643 184 | 1 144 838 | 78,00 |
| THE DEMOCRATIC REPUBLIC OF 1 | 230 065 | 587 860 | 155,52 | 191 774 | 498 595 | 159,99 |
| POLAND | 0 | 88 000 | - | 0 | 88 000 | - |
| ROMANIA | 86 500 | 857 200 | 890,98 | 90 753 | 843 084 | 828,99 |
| BULGARIA | 3 277 800 | 2 372 360 | -27,62 | 2 879 781 | 2 037 381 | -29,25 |
| ALBANIA | 67 000 | 21 000 | -68,66 | 66 608 | 19 152 | -71,25 |
| KAZAKHSTAN | 21 000 | 0 | -100,00 | 18 060 | 0 | -100,00 |
| KYRGYZSTAN | 0 | 41 600 | - | 0 | 31 200 | - |
| MOLDOVA, REPUBLIC OF | 0 | 91 440 | - | 0 | 91 166 | - |
| TURKMENISTAN | 255 736 | 418 799 | 63,76 | 289 141 | 499 433 | 72,73 |
| UKRAINE | 1 481 244 | 1 103 750 | -25,48 | 1 634 957 | 1 584 683 | -3,07 |

TABEL 5. PERKEMBANGAN EKSPOR INDONESIA MENURUT KOMODITI DAN NEGARA TUJUAN

| JENIS BARANG | BERAT BERSIH (KG) | | PERUB | NILAI FOB (US \$) | | PERUB |
|------------------------------|--------------------|--------------------|--------------|--------------------|--------------------|--------------|
| | JAN-FEB 2012 | JAN-FEB 2013 | % | JAN-FEB 2012 | JAN-FEB 2013 | % |
| | (2) | (3) | (4) | (5) | (6) | (7) |
| UZBEKISTAN | 61 718 | 645 800 | 946,37 | 67 277 | 540 875 | 703,95 |
| LITHUANIA | 40 000 | 22 360 | -44,10 | 57 300 | 20 571 | -64,10 |
| LATVIA | 21 000 | 42 000 | 100,00 | 27 804 | 49 266 | 77,19 |
| ESTONIA | 198 000 | 198 000 | 0,00 | 242 670 | 178 086 | -26,61 |
| GEORGIA | 264 000 | 407 180 | 54,23 | 286 550 | 577 767 | 101,63 |
| CROATIA | 415 060 | 633 380 | 52,60 | 417 210 | 595 511 | 42,74 |
| SLOVENIA | 252 000 | 336 120 | 33,38 | 223 230 | 302 684 | 35,59 |
| REP. OF MACEDONIA | 38 400 | 0 | -100,00 | 37 632 | 0 | -100,00 |
| RUSSIA FEDERATION | 3 562 792 | 3 839 720 | 7,77 | 4 300 800 | 5 282 748 | 22,83 |
| MONTENEGRO | 0 | 21 080 | - | 0 | 17 180 | - |
| -SABUN MANDI DAN CUCI | 135 107 267 | 133 076 377 | -1,50 | 143 625 246 | 141 967 028 | -1,15 |
| JAPAN | 2 203 219 | 1 790 576 | -18,73 | 3 101 795 | 2 275 104 | -26,65 |
| HONG KONG | 813 387 | 673 473 | -17,20 | 1 056 044 | 1 015 145 | -3,87 |
| KOREA, DEM. PEOPLE'S REP. | 0 | 122 961 | - | 0 | 63 811 | - |
| KOREA, REPUBLIC OF | 2 990 400 | 3 286 176 | 9,89 | 3 511 464 | 3 604 484 | 2,65 |
| TAIWAN | 960 215 | 1 113 829 | 16,00 | 1 408 774 | 1 551 921 | 10,16 |
| CHINA | 6 529 979 | 6 393 319 | -2,09 | 6 306 198 | 7 052 739 | 11,84 |
| MONGOLIA | 189 856 | 209 815 | 10,51 | 196 047 | 429 343 | 16,98 |
| PAPUA NEW GUINEA | 2 025 135 | 1 556 992 | -23,12 | 1 766 198 | 1 445 572 | -18,15 |
| THAILAND | 6 811 149 | 7 312 414 | 7,36 | 7 145 529 | 7 585 218 | 6,15 |
| SINGAPORE | 3 183 371 | 3 791 210 | 19,09 | 4 688 275 | 4 849 338 | 3,44 |
| PHILIPPINES | 3 481 817 | 4 858 910 | 39,55 | 4 041 022 | 5 429 024 | 34,35 |
| MALAYSIA | 15 200 082 | 16 190 609 | 6,52 | 16 306 118 | 16 467 240 | 0,99 |
| MYANMAR | 1 218 450 | 929 414 | -23,72 | 1 196 980 | 1 178 836 | -1,52 |
| CAMBODIA | 72 | 2 113 | 2 834,72 | 370 | 3 506 | 847,57 |
| BRUNEI DARUSSALAM | 320 721 | 211 098 | -34,18 | 478 397 | 341 817 | -28,55 |
| VIET NAM | 1 218 802 | 1 323 201 | 8,57 | 1 848 713 | 1 786 082 | -3,39 |
| MALDIVES | 275 255 | 437 503 | 58,94 | 321 731 | 496 212 | 54,23 |
| INDIA | 1 397 416 | 2 547 617 | 82,31 | 1 693 817 | 2 382 250 | 40,64 |
| PAKISTAN | 1 761 133 | 3 358 730 | 90,71 | 2 158 127 | 4 352 803 | 101,69 |
| BANGLADESH | 521 785 | 112 693 | -78,40 | 546 719 | 200 032 | -63,41 |
| SRI LANKA | 106 510 | 101 089 | -5,09 | 132 857 | 161 760 | 21,75 |
| AFGHANISTAN | 309 922 | 88 492 | -71,45 | 355 719 | 137 082 | -61,46 |
| IRAQ | 594 955 | 1 040 017 | 74,81 | 825 857 | 1 436 874 | 73,99 |
| IRAN (ISLAMIC REPUBLIC OF) | 913 088 | 395 802 | -56,65 | 1 025 197 | 512 944 | -49,97 |
| SAUDI ARABIA | 472 947 | 170 032 | -64,05 | 774 874 | 280 461 | -63,81 |
| ISRAEL | 214 400 | 0 | -100,00 | 241 093 | 0 | -100,00 |
| KUWAIT | 0 | 122 515 | - | 0 | 181 066 | - |
| JORDAN | 30 488 | 922 189 | 2 924,76 | 75 098 | 916 141 | 1 119,93 |
| LEBANON | 101 867 | 208 869 | 105,04 | 148 552 | 295 548 | 98,95 |
| YEMEN | 282 924 | 852 972 | 201,48 | 365 484 | 1 100 260 | 201,04 |
| OMAN | 451 988 | 46 117 | -89,80 | 455 479 | 55 284 | -87,86 |
| SYRIA ARAB REPUBLIC | 160 000 | 11 200 | -93,00 | 116 250 | 18 955 | -83,69 |
| TURKEY | 2 895 625 | 295 000 | -89,81 | 2 576 970 | 272 185 | -89,44 |
| UNITED ARAB EMIRATES | 6 588 580 | 5 912 282 | -10,26 | 7 941 564 | 7 657 088 | -3,58 |
| QATAR | 16 651 | 0 | -100,00 | 25 561 | 0 | -100,00 |
| BAHRAIN | 18 720 | 0 | -100,00 | 26 949 | 0 | -100,00 |
| CYPRUS | 19 000 | 0 | -100,00 | 13 775 | 0 | -100,00 |
| EGYPT | 5 719 033 | 3 368 099 | -41,11 | 4 449 789 | 2 754 311 | -38,10 |
| LIBYAN ARAB JAMAHIRIYA | 705 312 | 1 281 391 | 81,68 | 981 735 | 1 549 013 | 57,78 |
| MOROCCO | 32 | 13 | -59,38 | 471 | 113 | -76,01 |
| TUNISIA | 40 000 | 0 | -100,00 | 30 280 | 0 | -100,00 |
| ALGERIA | 1 342 006 | 399 972 | -70,20 | 1 170 231 | 362 423 | -69,03 |
| SUDAN | 188 232 | 37 494 | -80,08 | 238 489 | 49 800 | -79,12 |
| ERITREA | 91 110 | 681 869 | 648,40 | 102 988 | 668 399 | 549,01 |
| NAMIBIA | 0 | 218 996 | - | 0 | 194 559 | - |
| ETHIOPIA | 783 396 | 1 896 952 | 142,14 | 812 656 | 2 130 933 | 162,22 |
| TANZANIA, UNITED REP. OF | 306 077 | 693 944 | 126,72 | 258 309 | 913 373 | 253,60 |
| MADAGASCAR | 2 101 891 | 1 716 666 | -18,33 | 1 990 035 | 1 647 053 | -17,23 |
| SOMALIA | 47 249 | 177 762 | 276,22 | 74 882 | 178 507 | 138,38 |
| KENYA | 856 136 | 257 866 | -69,88 | 949 770 | 250 759 | -73,60 |
| MOZAMBIQUE | 2 568 451 | 2 300 873 | -10,42 | 2 111 732 | 1 708 542 | -19,09 |
| EQUATORIAL GUINEA | 176 053 | 158 014 | -10,25 | 229 508 | 219 450 | -4,38 |
| TOGO | 528 638 | 840 642 | 59,02 | 533 243 | 898 613 | 68,52 |
| GHANA | 5 245 196 | 4 330 239 | -17,44 | 5 029 639 | 4 147 340 | -17,54 |
| LIBERIA | 608 640 | 534 117 | -12,24 | 689 684 | 661 349 | -4,11 |
| GUINEA | 630 305 | 698 392 | 10,80 | 390 365 | 499 253 | 27,89 |
| ANGOLA | 6 726 416 | 6 101 389 | -9,29 | 7 645 203 | 5 906 709 | -22,74 |
| CONGO | 1 303 154 | 1 150 475 | -11,72 | 1 044 872 | 1 064 472 | 1,88 |
| CAMEROON | 588 762 | 906 757 | 54,01 | 634 762 | 1 007 083 | 58,66 |
| NIGERIA | 7 426 318 | 5 170 567 | -30,38 | 6 659 606 | 4 527 067 | -32,02 |
| SIERRA LEONE | 409 955 | 450 877 | 9,98 | 515 972 | 552 920 | 7,16 |
| GABON | 250 025 | 336 067 | 34,41 | 303 011 | 392 450 | 29,52 |
| COTE D'IVOIRE | 785 735 | 165 051 | -78,99 | 904 227 | 183 800 | -79,67 |
| SENEGAL | 238 024 | 223 103 | -6,27 | 105 031 | 225 303 | 114,51 |
| MAURITANIA | 2 380 738 | 2 566 390 | 7,80 | 1 844 189 | 2 143 683 | 16,24 |

TABEL 5. PERKEMBANGAN EKSPOR INDONESIA MENURUT KOMODITI DAN NEGARA TUJUAN

| JENIS BARANG | BERAT BERSIH (KG) | | PERUB | NILAI FOB (US \$) | | PERUB |
|----------------------------|-------------------|--------------|----------|-------------------|--------------|----------|
| | JAN-FEB 2012 | JAN-FEB 2013 | % | JAN-FEB 2012 | JAN-FEB 2013 | % |
| (1) | (2) | (3) | (4) | (5) | (6) | (7) |
| MALI | 90 264 | 249 450 | 176,36 | 142 962 | 356 970 | 149,70 |
| BENIN | 4 270 614 | 4 207 614 | -1,46 | 5 676 524 | 5 193 521 | -8,51 |
| BURKINA FASO | 117 346 | 219 993 | 87,47 | 189 729 | 335 912 | 77,05 |
| GUINEA BISSAU | 0 | 1 190 000 | - | 0 | 805 630 | - |
| GAMBIA | 626 680 | 98 816 | -84,23 | 685 673 | 108 569 | -84,17 |
| SEYCHELLES | 6 484 | 0 | -100,00 | 21 100 | 0 | -100,00 |
| CENTRAL AFRICAN REPUBLIC | 0 | 30 456 | - | 0 | 54 238 | - |
| NIGER | 25 920 | 90 664 | 249,78 | 43 940 | 116 228 | 164,52 |
| CHAD | 43 785 | 43 785 | 0,00 | 35 612 | 38 142 | 7,10 |
| DJIBOUTI | 2 626 137 | 2 602 183 | -0,91 | 2 372 515 | 2 320 270 | -2,20 |
| SAO TOME AND PRINCIPE | 0 | 21 825 | - | 0 | 27 694 | - |
| SOUTH AFRICA | 638 355 | 1 205 797 | 88,89 | 509 567 | 1 043 501 | 104,78 |
| ZIMBABWE | 154 035 | 0 | -100,00 | 144 929 | 0 | -100,00 |
| MALAWI | 1 900 000 | 2 148 000 | 13,05 | 1 150 760 | 1 534 444 | 33,34 |
| COMOROS | 20 700 | 52 075 | 151,57 | 26 910 | 62 371 | 131,78 |
| MAURITIUS | 652 521 | 198 875 | -69,52 | 607 278 | 204 403 | -66,34 |
| RWANDA | 46 656 | 16 330 | -65,00 | 72 171 | 25 260 | -65,00 |
| AUSTRALIA | 4 873 368 | 4 767 444 | -2,17 | 6 431 542 | 6 464 537 | 0,51 |
| NEW ZEALAND | 231 070 | 278 169 | 20,38 | 303 434 | 340 815 | 12,32 |
| MICRONESIA, FED. STATES OF | 46 587 | 0 | -100,00 | 61 970 | 0 | -100,00 |
| GUAM | 0 | 3 | - | 0 | 4 | - |
| PALAU | 103 | 0 | -100,00 | 13 886 | 0 | -100,00 |
| NAURU | 4 996 | 9 509 | 90,33 | 15 131 | 15 379 | 1,64 |
| NEW CALEDONIA | 57 | 0 | -100,00 | 40 | 0 | -100,00 |
| NORTHERN MARIANA ISLANDS | 103 | 308 | 199,03 | 310 | 2 614 | 743,23 |
| VANUATU | 24 466 | 92 294 | 277,23 | 53 695 | 76 331 | 42,16 |
| AMERICAN SAMOA | 11 016 | 21 080 | 91,36 | 8 755 | 17 490 | 99,77 |
| COOK ISLANDS | 0 | 30 | - | 0 | 120 | - |
| FIJI | 1 026 749 | 561 799 | -45,28 | 860 469 | 536 125 | -37,69 |
| KIRIBATI | 62 586 | 84 131 | 34,42 | 82 509 | 108 736 | 31,79 |
| MARSHALL ISLANDS | 0 | 11 200 | - | 0 | 13 213 | - |
| SAMOA | 125 797 | 102 887 | -18,21 | 134 906 | 145 536 | 7,88 |
| SOLOMON ISLANDS | 115 298 | 134 441 | 16,60 | 168 304 | 174 178 | 3,49 |
| TONGA | 21 040 | 36 788 | 74,85 | 23 722 | 47 003 | 98,14 |
| CHRISTMAS ISLANDS | 0 | 25 | - | 0 | 236 | - |
| EAST TIMOR | 1 121 015 | 901 880 | -19,55 | 906 941 | 804 057 | -11,34 |
| UNITED STATES | 239 239 | 475 921 | 98,93 | 540 620 | 597 392 | 10,50 |
| CANADA | 420 625 | 36 031 | -91,43 | 406 794 | 32 984 | -91,89 |
| MEXICO | 44 800 | 0 | -100,00 | 105 540 | 0 | -100,00 |
| GUATEMALA | 26 999 | 18 880 | -30,07 | 39 322 | 25 821 | -34,33 |
| PANAMA | 107 920 | 90 781 | -15,88 | 105 929 | 115 990 | 9,50 |
| CUBA | 1 634 441 | 30 706 | -98,12 | 1 512 261 | 42 479 | -97,19 |
| SURINAME | 40 797 | 0 | -100,00 | 58 574 | 0 | -100,00 |
| CHILE | 439 594 | 290 400 | -33,94 | 608 884 | 403 328 | -33,76 |
| ARGENTINA | 880 | 9 860 | 1 020,45 | 2 790 | 35 572 | 1 174,98 |
| BRAZIL | 40 726 | 62 400 | 53,22 | 93 757 | 101 646 | 8,41 |
| COLOMBIA | 730 366 | 2 172 671 | 197,48 | 643 258 | 1 701 496 | 164,51 |
| BOLIVIA | 99 087 | 0 | -100,00 | 122 756 | 0 | -100,00 |
| URUGUAY | 0 | 24 000 | - | 0 | 51 301 | - |
| PERU | 15 516 | 49 766 | 220,74 | 23 315 | 76 943 | 230,02 |
| GUYANA | 0 | 22 074 | - | 0 | 21 921 | - |
| TRINIDAD AND TOBAGO | 311 600 | 222 245 | -28,68 | 244 450 | 214 450 | -12,27 |
| BAHAMAS | 12 672 | 12 264 | -3,22 | 24 753 | 24 703 | -0,20 |
| JAMAICA | 250 000 | 380 303 | 52,12 | 179 780 | 300 008 | 66,88 |
| DOMINICAN REPUBLIC | 20 000 | 79 689 | 298,45 | 15 500 | 114 349 | 637,74 |
| EL SALVADOR | 46 460 | 27 702 | -40,37 | 54 467 | 38 633 | -29,07 |
| COSTA RICA | 40 000 | 0 | -100,00 | 30 980 | 0 | -100,00 |
| HAITI | 635 560 | 985 894 | 55,12 | 908 278 | 1 291 185 | 42,16 |
| BARBADOS | 0 | 27 534 | - | 0 | 33 134 | - |
| CAPE VERDE | 11 636 | 49 992 | 329,63 | 28 862 | 58 798 | 103,72 |
| FRENCH POLYNESIA | 22 000 | 30 880 | 40,36 | 14 300 | 22 846 | 59,76 |
| GRENADA | 0 | 17 184 | - | 0 | 21 455 | - |
| MARTINIQUE | 175 | 0 | -100,00 | 75 | 0 | -100,00 |
| NETHERLANDS ANTILLES | 24 516 | 13 464 | -45,08 | 30 175 | 25 575 | -15,24 |
| GUADELOUPE | 0 | 10 | - | 0 | 18 | - |
| SAINT KITTS AND NEVIS | 87 | 110 | 26,44 | 516 | 2 924 | 466,67 |
| UNITED KINGDOM | 236 935 | 642 642 | 171,23 | 337 408 | 756 797 | 124,30 |
| NETHERLANDS | 24 587 | 341 921 | 1 290,66 | 44 335 | 542 399 | 1 123,41 |
| FRANCE | 584 031 | 552 003 | -5,48 | 486 020 | 454 062 | -6,58 |
| GERMANY, FED. REP. OF | 164 001 | 40 028 | -75,59 | 117 045 | 34 700 | -70,35 |
| BELGIUM | 93 650 | 68 026 | -27,36 | 123 440 | 61 463 | -50,21 |
| SWITZERLAND | 0 | 4 | - | 0 | 71 | - |
| SWEDEN | 34 080 | 21 226 | -37,72 | 28 894 | 53 040 | 83,57 |
| FINLAND | 15 | 0 | -100,00 | 195 | 0 | -100,00 |
| ITALY | 254 460 | 125 000 | -50,88 | 243 944 | 98 135 | -59,77 |
| SPAIN | 115 270 | 97 902 | -15,07 | 189 713 | 159 510 | -15,92 |
| PORTUGAL | 56 000 | 250 000 | 346,43 | 45 050 | 202 502 | 349,50 |

TABEL 5. PERKEMBANGAN EKSPOR INDONESIA MENURUT KOMODITI DAN NEGARA TUJUAN

| JENIS BARANG | BERAT BERSIH (KG) | | PERUB | NILAI FOB (US \$) | | PERUB |
|------------------------------------|-------------------|-------------------|--------------|-------------------|-------------------|--------------|
| | JAN-FEB 2012 | JAN-FEB 2013 | % | JAN-FEB 2012 | JAN-FEB 2013 | % |
| (1) | (2) | (3) | (4) | (5) | (6) | (7) |
| GREECE | 76 000 | 20 550 | -72,96 | 70 254 | 19 770 | -71,86 |
| THE DEMOCRATIC REPUBLIC OF 1 | 391 806 | 2 345 425 | 498,62 | 403 882 | 2 110 573 | 422,57 |
| HUNGARY | 410 | 0 | -100,00 | 3 468 | 0 | -100,00 |
| POLAND | 1 440 000 | 736 144 | -48,88 | 1 328 800 | 646 673 | -51,33 |
| ROMANIA | 20 000 | 40 000 | 100,00 | 15 552 | 34 000 | 118,62 |
| BULGARIA | 160 000 | 0 | -100,00 | 123 340 | 0 | -100,00 |
| KYRGYZSTAN | 60 000 | 0 | -100,00 | 32 400 | 0 | -100,00 |
| TURKMENISTAN | 0 | 20 597 | - | 0 | 35 654 | - |
| UKRAINE | 480 000 | 60 000 | -87,50 | 404 400 | 43 440 | -89,26 |
| GEORGIA | 35 575 | 0 | -100,00 | 48 100 | 0 | -100,00 |
| CROATIA | 100 000 | 0 | -100,00 | 74 500 | 0 | -100,00 |
| MALTA | 405 | 0 | -100,00 | 581 | 0 | -100,00 |
| SLOVENIA | 0 | 64 000 | - | 0 | 45 800 | - |
| CZECH REPUBLIC | 8 | 12 096 | 151 100,00 | 336 | 18 900 | 5 525,00 |
| RUSSIA FEDERATION | 354 338 | 76 995 | -78,27 | 388 093 | 147 659 | -61,95 |
| -BAHAN CELUP ORGANIK SINTET | 5 201 165 | 5 177 667 | -0,45 | 23 888 342 | 29 712 477 | 24,38 |
| JAPAN | 314 861 | 469 707 | 49,18 | 2 315 755 | 2 645 386 | 14,23 |
| HONG KONG | 96 700 | 197 655 | 104,40 | 507 732 | 968 553 | 90,76 |
| KOREA, REPUBLIC OF | 64 580 | 91 900 | 42,30 | 382 065 | 553 346 | 44,83 |
| TAIWAN | 129 204 | 112 960 | -12,57 | 1 184 019 | 1 193 848 | 0,83 |
| CHINA | 750 830 | 502 779 | -33,04 | 1 995 154 | 2 164 965 | 8,51 |
| THAILAND | 228 186 | 161 205 | -29,35 | 890 586 | 1 006 145 | 12,98 |
| SINGAPORE | 968 755 | 683 541 | -29,44 | 3 083 227 | 2 935 036 | -4,81 |
| PHILIPPINES | 25 116 | 23 901 | -4,84 | 159 842 | 206 877 | 29,43 |
| MALAYSIA | 70 313 | 80 506 | 14,50 | 243 000 | 281 605 | 15,89 |
| VIET NAM | 31 156 | 43 199 | 38,65 | 149 984 | 193 146 | 28,78 |
| INDIA | 343 818 | 314 976 | -8,39 | 1 265 221 | 1 343 113 | 6,16 |
| PAKISTAN | 142 401 | 133 550 | -6,22 | 463 340 | 639 259 | 37,97 |
| BANGLADESH | 212 690 | 362 670 | 70,52 | 884 996 | 2 188 602 | 147,30 |
| SRI LANKA | 5 800 | 5 940 | 2,41 | 48 357 | 58 224 | 20,40 |
| IRAN (ISLAMIC REPUBLIC OF) | 1 200 | 0 | -100,00 | 7 200 | 0 | -100,00 |
| JORDAN | 12 700 | 10 000 | -21,26 | 82 479 | 88 000 | 6,69 |
| TURKEY | 329 090 | 436 220 | 32,55 | 1 771 069 | 2 682 412 | 51,46 |
| QATAR | 0 | 550 | - | 0 | 5 695 | - |
| EGYPT | 18 040 | 7 300 | -59,53 | 102 758 | 18 804 | -81,70 |
| TANZANIA, UNITED REP. OF | 15 900 | 37 500 | 135,85 | 52 623 | 89 280 | 69,66 |
| KENYA | 360 | 0 | -100,00 | 2 639 | 0 | -100,00 |
| NIGERIA | 7 000 | 11 000 | 57,14 | 130 900 | 226 270 | 72,86 |
| CENTRAL AFRICAN REPUBLIC | 0 | 3 000 | - | 0 | 25 800 | - |
| SOUTH AFRICA | 19 100 | 0 | -100,00 | 48 012 | 0 | -100,00 |
| MAURITIUS | 0 | 500 | - | 0 | 3 210 | - |
| AUSTRALIA | 38 865 | 43 638 | 12,28 | 84 727 | 100 952 | 19,15 |
| NEW ZEALAND | 3 245 | 8 616 | 165,52 | 18 498 | 89 127 | 381,82 |
| UNITED STATES | 553 230 | 334 398 | -39,56 | 3 006 632 | 2 424 460 | -19,36 |
| MEXICO | 106 350 | 169 054 | 58,96 | 695 323 | 1 182 294 | 70,04 |
| HONDURAS | 9 925 | 6 845 | -31,03 | 54 054 | 47 234 | -12,62 |
| PANAMA | 6 885 | 20 550 | 198,47 | 41 681 | 260 419 | 524,79 |
| CHILE | 300 | 80 | -73,33 | 2 264 | 1 326 | -41,43 |
| ARGENTINA | 10 000 | 8 510 | -14,90 | 37 120 | 103 936 | 180,00 |
| BRAZIL | 78 740 | 77 991 | -0,95 | 904 826 | 569 125 | -37,10 |
| COLOMBIA | 500 | 25 500 | 5 000,00 | 2 825 | 191 127 | 6 665,56 |
| BOLIVIA | 1 000 | 0 | -100,00 | 9 360 | 0 | -100,00 |
| PERU | 9 955 | 450 | -95,48 | 56 039 | 2 755 | -95,08 |
| EL SALVADOR | 0 | 690 | - | 0 | 11 433 | - |
| UNITED KINGDOM | 24 275 | 0 | -100,00 | 83 788 | 0 | -100,00 |
| NETHERLANDS | 15 | 117 809 | 785 293,33 | 15 | 602 220 | 4 014 700,00 |
| GERMANY, FED. REP. OF | 207 491 | 235 629 | 13,56 | 1 147 640 | 1 334 595 | 16,29 |
| BELGIUM | 147 235 | 280 597 | 90,58 | 1 170 182 | 2 196 083 | 87,67 |
| SWITZERLAND | 84 095 | 84 750 | 0,78 | 500 130 | 899 250 | 79,80 |
| NORWAY | 19 800 | 0 | -100,00 | 24 354 | 0 | -100,00 |
| SWEDEN | 63 000 | 42 000 | -33,33 | 68 040 | 45 360 | -33,33 |
| ITALY | 23 500 | 10 000 | -57,45 | 66 632 | 33 204 | -50,17 |
| SPAIN | 24 950 | 20 000 | -19,84 | 143 245 | 100 000 | -30,19 |
| PORTUGAL | 9 | 1 | -88,89 | 9 | 1 | -88,89 |
| -PREPARAT PEMBASMI KUMAN, C | 14 131 310 | 15 173 894 | 7,38 | 57 448 290 | 56 857 493 | -1,03 |
| JAPAN | 478 493 | 760 072 | 58,85 | 741 084 | 1 822 097 | 145,87 |
| HONG KONG | 20 720 | 16 353 | -21,08 | 89 928 | 21 037 | -76,61 |
| KOREA, REPUBLIC OF | 409 781 | 452 551 | 10,44 | 1 311 379 | 1 499 518 | 14,35 |
| TAIWAN | 193 718 | 518 987 | 167,91 | 462 355 | 1 185 661 | 156,44 |
| CHINA | 1 338 800 | 979 842 | -26,81 | 21 967 275 | 15 266 258 | -30,50 |
| PAPUA NEW GUINEA | 18 629 | 18 408 | -1,19 | 26 273 | 23 886 | -9,09 |
| THAILAND | 2 909 218 | 1 682 105 | -42,18 | 14 239 846 | 6 431 685 | -54,83 |
| SINGAPORE | 502 569 | 789 024 | 57,00 | 1 438 324 | 2 090 917 | 45,37 |
| PHILIPPINES | 2 382 984 | 1 766 389 | -25,87 | 4 499 243 | 3 769 779 | -16,21 |
| MALAYSIA | 777 507 | 1 043 630 | 34,23 | 3 417 557 | 4 218 600 | 23,44 |

TABEL 5. PERKEMBANGAN EKSPOR INDONESIA MENURUT KOMODITI DAN NEGARA TUJUAN

| JENIS BARANG | BERAT BERSIH (KG) | | PERUB | NILAI FOB (US \$) | | PERUB |
|-------------------------------------|--------------------|--------------------|--------------|--------------------|--------------------|--------------|
| | JAN-FEB 2012 | JAN-FEB 2013 | % | JAN-FEB 2012 | JAN-FEB 2013 | % |
| (1) | (2) | (3) | (4) | (5) | (6) | (7) |
| MYANMAR | 0 | 92 160 | - | 0 | 71 884 | - |
| BRUNEI DARUSSALAM | 917 | 4 635 | 405,45 | 7 032 | 18 518 | 163,34 |
| VIET NAM | 198 318 | 718 516 | 262,30 | 1 526 092 | 2 911 310 | 90,77 |
| MALDIVES | 20 435 | 7 567 | -62,97 | 57 931 | 38 266 | -33,95 |
| INDIA | 1 | 5 | 400,00 | 22 | 33 | 50,00 |
| PAKISTAN | 1 437 204 | 1 386 289 | -3,54 | 1 280 035 | 1 265 612 | -1,13 |
| BANGLADESH | 303 788 | 36 384 | -88,02 | 709 818 | 382 045 | -46,18 |
| SRI LANKA | 435 955 | 93 962 | -78,45 | 1 092 215 | 400 760 | -63,31 |
| AFGHANISTAN | 15 448 | 0 | -100,00 | 51 763 | 0 | -100,00 |
| SAUDI ARABIA | 44 600 | 0 | -100,00 | 166 447 | 0 | -100,00 |
| ISRAEL | 14 028 | 0 | -100,00 | 57 000 | 0 | -100,00 |
| JORDAN | 5 091 | 3 096 | -39,19 | 49 092 | 37 215 | -24,19 |
| LEBANON | 32 064 | 16 032 | -50,00 | 38 102 | 17 435 | -54,24 |
| YEMEN | 9 350 | 21 047 | 125,10 | 38 009 | 76 734 | 101,88 |
| TURKEY | 11 695 | 204 | -98,26 | 47 100 | 9 724 | -79,35 |
| UNITED ARAB EMIRATES | 20 367 | 9 809 | -51,84 | 22 697 | 31 617 | 39,30 |
| CYPRUS | 0 | 11 231 | - | 0 | 20 870 | - |
| TANZANIA, UNITED REP. OF | 69 916 | 40 305 | -42,35 | 122 344 | 88 840 | -27,39 |
| KENYA | 24 500 | 3 120 | -87,27 | 24 748 | 29 870 | 20,70 |
| MOZAMBIQUE | 40 320 | 0 | -100,00 | 40 320 | 0 | -100,00 |
| TOGO | 1 980 | 6 230 | 214,65 | 12 916 | 20 297 | 57,15 |
| GHANA | 102 | 23 760 | 23 194,12 | 4 862 | 69 795 | 1 335,52 |
| NIGERIA | 0 | 86 800 | - | 0 | 219 400 | - |
| BENIN | 0 | 8 400 | - | 0 | 35 100 | - |
| SOUTH AFRICA | 118 892 | 249 650 | 109,98 | 137 219 | 280 982 | 104,77 |
| ZAMBIA | 0 | 126 | - | 0 | 1 351 | - |
| MALAWI | 60 480 | 0 | -100,00 | 60 480 | 0 | -100,00 |
| COMOROS | 0 | 6 849 | - | 0 | 10 799 | - |
| MAURITIUS | 27 278 | 42 606 | 56,19 | 66 348 | 115 638 | 74,29 |
| AUSTRALIA | 62 636 | 3 183 138 | 4 981,96 | 384 175 | 11 790 598 | 2 969,07 |
| NEW ZEALAND | 1 670 | 1 990 | 19,16 | 84 835 | 66 174 | -22,00 |
| NEW CALEDONIA | 14 891 | 6 656 | -55,30 | 28 834 | 20 117 | -30,23 |
| SAINT VINCENT AND THE GRENAL | 0 | 9 041 | - | 0 | 12 770 | - |
| VANUATU | 0 | 771 | - | 0 | 588 | - |
| COOK ISLANDS | 9 909 | 0 | -100,00 | 10 587 | 0 | -100,00 |
| FIJI | 3 500 | 288 | -91,77 | 4 330 | 912 | -78,94 |
| KIRIBATI | 0 | 3 000 | - | 0 | 4 400 | - |
| SAMOA | 9 000 | 19 575 | 117,50 | 18 388 | 32 885 | 78,84 |
| EAST TIMOR | 22 734 | 27 889 | 22,68 | 73 451 | 74 268 | 1,11 |
| UNITED STATES | 9 158 | 5 009 | -45,30 | 13 738 | 691 525 | 4 933,67 |
| MEXICO | 788 960 | 123 114 | -84,40 | 1 029 189 | 180 381 | -82,47 |
| GUATEMALA | 106 449 | 91 242 | -14,29 | 105 451 | 76 033 | -27,90 |
| HONDURAS | 44 388 | 85 159 | 91,85 | 43 764 | 72 883 | 66,54 |
| NICARAGUA | 44 388 | 14 800 | -66,66 | 43 107 | 12 173 | -71,76 |
| CHILE | 0 | 69 120 | - | 0 | 179 133 | - |
| VENEZUELA | 53 511 | 0 | -100,00 | 194 191 | 0 | -100,00 |
| ARGENTINA | 221 879 | 0 | -100,00 | 265 841 | 0 | -100,00 |
| BRAZIL | 36 702 | 0 | -100,00 | 31 726 | 0 | -100,00 |
| COLOMBIA | 13 537 | 18 199 | 34,44 | 17 460 | 80 230 | 359,51 |
| GUYANA | 9 041 | 0 | -100,00 | 13 453 | 0 | -100,00 |
| JAMAICA | 73 225 | 75 630 | 3,28 | 101 723 | 92 033 | -9,53 |
| DOMINICAN REPUBLIC | 21 000 | 27 123 | 29,16 | 38 500 | 26 433 | -31,34 |
| EL SALVADOR | 49 812 | 49 813 | 0,00 | 48 091 | 42 037 | -12,59 |
| COSTA RICA | 0 | 17 998 | - | 0 | 17 580 | - |
| HAITI | 17 685 | 0 | -100,00 | 25 938 | 0 | -100,00 |
| BARBADOS | 0 | 360 | - | 0 | 1 175 | - |
| FRENCH POLYNESIA | 25 673 | 34 770 | 35,43 | 27 218 | 38 688 | 42,14 |
| NETHERLANDS | 6 748 | 0 | -100,00 | 7 184 | 0 | -100,00 |
| FRANCE | 0 | 5 149 | - | 0 | 292 748 | - |
| GERMANY, FED. REP. OF | 7 752 | 59 978 | 673,71 | 15 504 | 59 934 | 286,57 |
| BELGIUM | 0 | 7 | - | 0 | 1 | - |
| ITALY | 191 450 | 124 800 | -34,81 | 500 895 | 209 318 | -58,21 |
| GREECE | 96 717 | 36 698 | -62,06 | 203 360 | 63 783 | -68,64 |
| POLAND | 9 161 | 79 904 | 772,22 | 12 908 | 102 241 | 692,07 |
| UKRAINE | 20 992 | 204 | -99,03 | 23 192 | 9 881 | -57,39 |
| RUSSIA FEDERATION | 233 594 | 106 325 | -54,48 | 275 401 | 123 038 | -55,32 |
| -DAMAR TIRUAN, BAHAN PLASTIK | 212 369 435 | 235 544 133 | 10,91 | 400 503 479 | 447 218 538 | 11,66 |
| JAPAN | 31 708 154 | 30 937 649 | -2,43 | 72 465 742 | 72 417 132 | -0,07 |
| HONG KONG | 3 632 619 | 2 548 544 | -29,84 | 4 320 991 | 3 849 247 | -10,92 |
| KOREA, REPUBLIC OF | 6 194 926 | 5 335 524 | -13,87 | 11 349 212 | 10 111 898 | -10,90 |
| TAIWAN | 3 141 649 | 3 665 539 | 16,68 | 7 454 388 | 7 898 597 | 5,96 |
| CHINA | 55 075 046 | 50 115 105 | -9,01 | 53 495 135 | 49 132 817 | -8,15 |
| MACAU | 2 790 | 40 | -98,57 | 9 913 | 103 | -98,96 |
| PAPUA NEW GUINEA | 277 691 | 376 431 | 35,56 | 696 848 | 736 280 | 5,66 |
| THAILAND | 6 968 919 | 8 531 243 | 22,42 | 20 272 627 | 22 227 341 | 9,64 |
| SINGAPORE | 11 228 516 | 10 249 598 | -8,72 | 28 225 912 | 25 802 589 | -8,59 |

TABEL 5. PERKEMBANGAN EKSPOR INDONESIA MENURUT KOMODITI DAN NEGARA TUJUAN

| JENIS BARANG | BERAT BERSIH (KG) | | PERUB | NILAI FOB (US \$) | | PERUB |
|----------------------------|-------------------|--------------|-----------|-------------------|--------------|-----------|
| | JAN-FEB 2012 | JAN-FEB 2013 | % | JAN-FEB 2012 | JAN-FEB 2013 | % |
| | (1) | (2) | (3) | (4) | (5) | (6) |
| PHILIPPINES | 9 234 362 | 8 814 646 | -4,55 | 19 661 201 | 20 849 543 | 6,04 |
| MALAYSIA | 20 645 725 | 22 969 283 | 11,25 | 36 918 100 | 40 862 743 | 10,68 |
| MYANMAR | 597 689 | 326 696 | -45,34 | 929 628 | 511 045 | -45,03 |
| CAMBODIA | 83 766 | 101 407 | 21,06 | 142 003 | 198 876 | 40,05 |
| BRUNEI DARUSSALAM | 124 309 | 177 972 | 43,17 | 340 025 | 481 525 | 41,61 |
| LAO PEOPLE'S DEM. REP. | 76 | 6 | -92,11 | 940 | 59 | -93,72 |
| NEPAL | 116 | 160 | 37,93 | 173 | 948 | 447,98 |
| VIET NAM | 9 127 553 | 11 841 347 | 29,73 | 18 284 515 | 23 892 413 | 30,67 |
| MALDIVES | 17 964 | 58 442 | 225,33 | 87 855 | 150 610 | 71,43 |
| INDIA | 5 502 711 | 2 723 214 | -50,51 | 10 303 167 | 7 735 331 | -24,92 |
| PAKISTAN | 932 140 | 4 724 384 | 406,83 | 2 269 987 | 6 602 756 | 190,87 |
| BANGLADESH | 4 072 765 | 6 540 254 | 60,59 | 6 105 951 | 8 384 663 | 37,32 |
| SRI LANKA | 878 382 | 753 568 | -14,21 | 2 219 550 | 2 052 666 | -7,52 |
| IRAQ | 19 318 | 7 440 | -61,49 | 61 192 | 22 475 | -63,27 |
| IRAN (ISLAMIC REPUBLIC OF) | 12 697 | 179 092 | 1 310,51 | 42 381 | 8 434 724 | 19 802,14 |
| SAUDI ARABIA | 1 207 495 | 3 020 567 | 150,15 | 4 131 624 | 8 134 778 | 96,89 |
| ISRAIL | 135 785 | 166 025 | 22,27 | 275 909 | 337 550 | 22,34 |
| KUWAIT | 672 608 | 103 052 | -84,68 | 863 294 | 342 016 | -60,38 |
| JORDAN | 313 | 135 800 | 43 286,58 | 3 741 | 250 251 | 6 589,41 |
| LEBANON | 77 921 | 143 942 | 84,73 | 179 044 | 321 560 | 79,60 |
| PALESTINA | 0 | 7 | - | 0 | 4 | - |
| YEMEN | 162 718 | 175 354 | 7,77 | 527 325 | 643 691 | 22,07 |
| OMAN | 75 063 | 23 329 | -68,92 | 148 078 | 56 099 | -62,12 |
| SYRIA ARAB REPUBLIC | 68 474 | 14 287 | -79,14 | 243 028 | 41 250 | -83,03 |
| TURKEY | 5 340 631 | 3 378 040 | -36,75 | 8 891 307 | 6 477 637 | -27,15 |
| UNITED ARAB EMIRATES | 1 707 102 | 2 045 757 | 19,84 | 4 020 505 | 5 309 005 | 32,05 |
| QATAR | 22 927 | 65 944 | 187,63 | 84 668 | 317 418 | 274,90 |
| BAHRAIN | 23 948 | 49 665 | 107,39 | 85 687 | 149 144 | 74,06 |
| CYPRUS | 100 | 5 280 | 5 180,00 | 288 | 21 085 | 7 221,18 |
| EGYPT | 1 569 946 | 565 419 | -63,98 | 3 330 519 | 1 308 369 | -60,72 |
| LIBYAN ARAB JAMAHIRIYA | 18 316 | 13 296 | -27,41 | 70 709 | 54 322 | -23,18 |
| MOROCCO | 92 018 | 35 188 | -61,76 | 206 269 | 80 700 | -60,88 |
| TUNISIA | 12 065 | 785 | -93,49 | 38 988 | 1 465 | -96,24 |
| ALGERIA | 46 231 | 62 116 | 34,36 | 144 096 | 180 787 | 25,46 |
| SUDAN | 48 621 | 0 | -100,00 | 179 594 | 0 | -100,00 |
| ETHIOPIA | 5 205 | 0 | -100,00 | 19 373 | 0 | -100,00 |
| TANZANIA, UNITED REP. OF | 83 709 | 139 592 | 66,76 | 269 292 | 396 498 | 47,24 |
| MADAGASCAR | 33 390 | 10 984 | -67,10 | 81 595 | 42 858 | -47,47 |
| SOMALIA | 26 021 | 60 949 | 134,23 | 50 460 | 121 206 | 140,20 |
| KENYA | 142 167 | 167 446 | 17,78 | 291 051 | 527 516 | 81,25 |
| REUNION | 35 998 | 17 979 | -50,06 | 58 738 | 31 919 | -45,66 |
| MOZAMBIQUE | 163 803 | 17 326 | -89,42 | 288 013 | 53 860 | -81,30 |
| TOGO | 155 770 | 55 972 | -64,07 | 315 788 | 124 426 | -60,60 |
| GHANA | 134 343 | 186 926 | 39,14 | 514 634 | 676 909 | 31,53 |
| LIBERIA | 4 022 | 2 885 | -28,27 | 13 284 | 12 073 | -9,12 |
| GUINEA | 0 | 4 060 | - | 0 | 1 462 | - |
| ANGOLA | 394 | 19 234 | 4 781,73 | 1 470 | 61 754 | 4 100,95 |
| CONGO | 230 | 40 042 | 17 309,57 | 545 | 35 187 | 6 356,33 |
| CAMEROON | 44 485 | 57 663 | 29,62 | 130 472 | 257 845 | 97,62 |
| NIGERIA | 2 353 799 | 1 511 052 | -35,80 | 5 400 230 | 3 077 093 | -43,02 |
| SIERRA LEONE | 3 124 | 0 | -100,00 | 8 020 | 0 | -100,00 |
| GABON | 87 234 | 96 189 | 10,27 | 173 977 | 209 498 | 20,42 |
| COTE D'IVOIRE | 65 276 | 87 348 | 33,81 | 355 456 | 507 560 | 42,79 |
| SENEGAL | 120 793 | 68 628 | -43,19 | 251 521 | 146 840 | -41,62 |
| MAURITANIA | 70 | 60 | -14,29 | 270 | 4 450 | 1 548,15 |
| MALI | 170 866 | 37 915 | -77,81 | 367 294 | 69 175 | -81,17 |
| BENIN | 5 546 | 40 401 | 628,47 | 12 346 | 94 223 | 663,19 |
| GAMBIA | 97 863 | 0 | -100,00 | 191 822 | 0 | -100,00 |
| SEYCHELLES | 6 606 | 2 614 | -60,43 | 18 919 | 17 740 | -6,23 |
| UGANDA | 14 566 | 181 | -98,76 | 54 028 | 2 588 | -95,21 |
| CENTRAL AFRICAN REPUBLIC | 0 | 784 | - | 0 | 3 158 | - |
| DJIBOUTI | 0 | 118 800 | - | 0 | 162 756 | - |
| SAO TOME AND PRINCIPE | 0 | 104 | - | 0 | 90 | - |
| SOUTH AFRICA | 742 735 | 261 309 | -64,82 | 1 656 557 | 878 712 | -46,96 |
| MAURITIUS | 15 222 | 47 357 | 211,11 | 38 111 | 113 854 | 198,74 |
| VIRGIN ISLANDS (BRITISH) | 30 | 298 | 893,33 | 27 | 1 166 | 4 218,52 |
| AUSTRALIA | 6 588 303 | 5 977 582 | -9,27 | 15 551 628 | 15 507 723 | -0,28 |
| NEW ZEALAND | 978 005 | 493 361 | -49,55 | 1 956 190 | 1 220 529 | -37,61 |
| GUAM | 176 | 320 | 81,82 | 1 508 | 4 265 | 182,82 |
| PALAU | 50 | 435 | 770,00 | 460 | 2 026 | 340,43 |
| NEW CALEDONIA | 6 649 | 112 455 | 1 591,31 | 19 496 | 173 150 | 788,13 |
| NORTHERN MARIANA ISLANDS | 0 | 302 | - | 0 | 920 | - |
| VANUATU | 17 867 | 3 246 | -81,83 | 17 012 | 11 305 | -33,55 |
| WALLIS AND FUTUNA ISLANDS | 0 | 550 | - | 0 | 180 | - |
| COOK ISLANDS | 200 | 2 305 | 1 052,50 | 3 671 | 24 303 | 562,03 |
| FIJI | 124 031 | 59 943 | -51,67 | 322 841 | 171 938 | -46,74 |
| KIRIBATI | 723 | 600 | -17,01 | 2 126 | 3 425 | 61,10 |

TABEL 5. PERKEMBANGAN EKSPOR INDONESIA MENURUT KOMODITI DAN NEGARA TUJUAN

| JENIS BARANG | BERAT BERSIH (KG) | | PERUB % | NILAI FOB (US \$) | | PERUB % |
|----------------------------|-------------------|--------------|------------|-------------------|--------------|------------|
| | JAN-FEB 2012 | JAN-FEB 2013 | | JAN-FEB 2012 | JAN-FEB 2013 | |
| (1) | (2) | (3) | (4) | (5) | (6) | (7) |
| SAMOA | 6 801 | 2 041 | -69,99 | 23 328 | 9 156 | -60,75 |
| SOLOMON ISLANDS | 7 392 | 26 652 | 260,55 | 25 608 | 31 389 | 22,57 |
| TONGA | 0 | 247 | - | 0 | 1 776 | - |
| EAST TIMOR | 705 945 | 873 025 | 23,67 | 834 370 | 1 011 573 | 21,24 |
| UNITED STATES | 5 970 696 | 8 092 112 | 35,53 | 16 948 347 | 21 560 636 | 27,21 |
| CANADA | 141 179 | 160 308 | 13,55 | 741 319 | 571 746 | -22,87 |
| MEXICO | 170 003 | 819 380 | 381,98 | 1 361 881 | 2 308 297 | 69,49 |
| GUATEMALA | 41 800 | 4 607 | -88,98 | 68 657 | 12 972 | -81,11 |
| HONDURAS | 0 | 50 | - | 0 | 1 400 | - |
| CUBA | 26 141 | 0 | -100,00 | 91 494 | 0 | -100,00 |
| SURINAME | 0 | 60 | - | 0 | 494 | - |
| CHILE | 167 621 | 1 065 032 | 535,38 | 570 077 | 1 485 901 | 160,65 |
| VENEZUELA | 7 558 | 1 000 | -86,77 | 74 715 | 7 970 | -89,33 |
| ARGENTINA | 1 815 800 | 384 811 | -78,81 | 3 166 262 | 610 347 | -80,72 |
| BRAZIL | 2 772 601 | 2 292 479 | -17,32 | 7 177 248 | 5 037 334 | -29,82 |
| COLOMBIA | 31 638 | 18 204 | -42,46 | 136 582 | 160 204 | 17,30 |
| BOLIVIA | 8 | 0 | -100,00 | 136 | 0 | -100,00 |
| URUGUAY | 48 915 | 70 042 | 43,19 | 88 372 | 132 747 | 50,21 |
| PARAGUAY | 0 | 40 503 | - | 0 | 115 469 | - |
| ECUADOR | 22 000 | 2 | -99,99 | 35 140 | 13 | -99,96 |
| PERU | 13 330 | 5 946 | -55,39 | 131 231 | 35 431 | -73,00 |
| BAHAMAS | 425 | 0 | -100,00 | 480 | 0 | -100,00 |
| JAMAICA | 674 | 459 | -31,90 | 5 040 | 3 492 | -30,71 |
| PUERTO RICO | 658 | 308 | -53,19 | 898 | 1 123 | 25,06 |
| BELIZE | 0 | 1 281 | - | 0 | 2 800 | - |
| DOMINICAN REPUBLIC | 12 | 1 004 | 8 266,67 | 37 | 3 637 | 9 729,73 |
| COSTA RICA | 15 805 | 27 278 | 72,59 | 62 459 | 60 915 | -2,47 |
| HAITI | 4 802 | 81 000 | 1 586,80 | 16 877 | 80 740 | 378,40 |
| ANTIGUA AND BARBUDA | 40 | 0 | -100,00 | 1 310 | 0 | -100,00 |
| ARUBA | 0 | 4 000 | - | 0 | 12 197 | - |
| BERMUDA | 445 | 1 000 | 124,72 | 13 631 | 1 084 | -92,05 |
| CAYMAN ISLANDS | 315 | 400 | 26,98 | 119 | 5 840 | 4 807,56 |
| FRENCH POLYNESIA | 2 910 | 366 | -87,42 | 3 297 | 5 504 | 66,94 |
| MARTINIQUE | 1 678 | 1 902 | 13,35 | 993 | 5 404 | 444,21 |
| NETHERLANDS ANTILLES | 186 | 160 | -13,98 | 4 169 | 1 088 | -73,90 |
| GADELOUPE | 3 859 | 264 | -93,16 | 10 258 | 1 858 | -81,89 |
| UNITED KINGDOM | 1 809 035 | 2 868 135 | 58,55 | 4 078 310 | 5 255 524 | 28,87 |
| NETHERLANDS | 983 866 | 1 087 890 | 10,57 | 2 517 523 | 2 813 489 | 11,76 |
| FRANCE | 343 704 | 274 986 | -19,99 | 1 932 329 | 1 519 206 | -21,38 |
| GERMANY, FED. REP. OF | 807 477 | 689 730 | -14,58 | 2 504 216 | 2 244 780 | -10,36 |
| AUSTRIA | 10 013 | 401 | -96,00 | 19 821 | 234 | -98,82 |
| BELGIUM | 604 918 | 485 971 | -19,66 | 2 113 034 | 1 531 915 | -27,50 |
| SWITZERLAND | 7 425 | 6 204 | -16,44 | 119 310 | 106 743 | -10,53 |
| LUXEMBOURG | 500 | 0 | -100,00 | 700 | 0 | -100,00 |
| DENMARK | 176 664 | 271 208 | 53,52 | 421 540 | 678 484 | 60,95 |
| NORWAY | 178 377 | 116 045 | -34,94 | 432 222 | 346 548 | -19,82 |
| SWEDEN | 55 338 | 20 645 | -62,69 | 217 873 | 205 507 | -5,68 |
| FINLAND | 72 555 | 65 634 | -9,54 | 219 662 | 240 779 | 9,61 |
| IRELAND | 682 777 | 885 774 | 29,73 | 800 324 | 1 005 851 | 25,68 |
| ITALY | 300 971 | 15 782 313 | 5 143,80 | 1 055 614 | 22 246 671 | 2 007,46 |
| SPAIN | 490 435 | 3 476 000 | 608,76 | 1 351 900 | 5 806 398 | 329,50 |
| PORTUGAL | 77 550 | 50 774 | -34,53 | 277 375 | 252 528 | -8,96 |
| GREECE | 33 775 | 1 552 371 | 4 496,21 | 153 830 | 2 235 250 | 1 353,07 |
| THE DEMOCRATIC REPUBLIC OF | 18 856 | 12 160 | -35,51 | 79 662 | 46 848 | -41,19 |
| HUNGARY | 34 871 | 12 737 | -63,47 | 124 148 | 91 407 | -26,37 |
| POLAND | 136 663 | 92 466 | -32,34 | 1 055 012 | 851 618 | -19,28 |
| ROMANIA | 61 516 | 1 553 520 | 2 425,39 | 139 170 | 2 163 817 | 1 454,80 |
| BULGARIA | 81 | 525 397 | 648 538,27 | 619 | 718 087 | 115 907,59 |
| ALBANIA | 15 000 | 0 | -100,00 | 18 825 | 0 | -100,00 |
| ARMENIA | 13 125 | 51 033 | 288,82 | 44 123 | 161 935 | 267,01 |
| AZERBAIJAN | 9 524 | 12 688 | 33,22 | 36 019 | 48 271 | 34,02 |
| BELARUS | 0 | 4 | - | 0 | 4 | - |
| KAZAKHSTAN | 39 109 | 0 | -100,00 | 177 695 | 0 | -100,00 |
| UKRAINE | 95 383 | 407 | -99,57 | 398 491 | 4 918 | -98,77 |
| LITHUANIA | 3 844 | 710 514 | 18 383,71 | 16 367 | 982 778 | 5 904,63 |
| LATVIA | 25 191 | 0 | -100,00 | 43 331 | 0 | -100,00 |
| ESTONIA | 25 468 | 13 768 | -45,94 | 44 907 | 36 684 | -18,31 |
| GEORGIA | 100 | 324 | 224,00 | 1 021 | 1 306 | 27,91 |
| CROATIA | 37 057 | 17 459 | -52,89 | 222 031 | 92 851 | -58,18 |
| MALTA | 8 596 | 0 | -100,00 | 28 885 | 0 | -100,00 |
| SLOVAKIA | 570 | 0 | -100,00 | 8 222 | 0 | -100,00 |
| SLOVENIA | 404 | 1 354 | 235,15 | 1 283 | 4 447 | 246,61 |
| CZECH REPUBLIC | 10 615 | 13 144 | 23,82 | 84 658 | 338 029 | 299,29 |
| RUSSIA FEDERATION | 224 971 | 228 490 | 1,56 | 647 777 | 764 549 | 18,03 |
| SERBIA | 438 | 0 | -100,00 | 981 | 0 | -100,00 |
| MONTENEGRO | 0 | 2 030 | - | 0 | 4 853 | - |

TABEL 5. PERKEMBANGAN EKSPOR INDONESIA MENURUT KOMODITI DAN NEGARA TUJUAN

| JENIS BARANG | BERAT BERSIH (KG) | | PERUB | NILAI FOB (US \$) | | PERUB |
|---------------------------------------|--------------------|--------------------|--------------|--------------------|--------------------|--------------|
| | JAN-FEB 2012 | JAN-FEB 2013 | % | JAN-FEB 2012 | JAN-FEB 2013 | % |
| | (1) | (2) | (3) | (4) | (5) | (6) |
| -BAHAN KERTAS | 550 507 859 | 515 824 148 | -6,30 | 268 181 657 | 263 050 606 | -1,91 |
| JAPAN | 17 018 622 | 33 557 516 | 97,18 | 8 315 555 | 17 132 585 | 106,03 |
| KOREA, REPUBLIC OF | 125 205 852 | 68 196 491 | -45,53 | 60 199 367 | 33 776 441 | -43,89 |
| TAIWAN | 8 984 874 | 8 831 774 | -1,70 | 4 642 212 | 4 724 098 | 1,76 |
| CHINA | 276 520 605 | 304 379 887 | 10,07 | 137 610 112 | 157 546 760 | 14,49 |
| THAILAND | 604 433 | 2 186 224 | 261,70 | 262 956 | 1 088 328 | 313,88 |
| PHILIPPINES | 1 622 642 | 1 349 671 | -16,82 | 731 593 | 651 871 | -10,90 |
| MALAYSIA | 1 576 972 | 1 563 550 | -0,85 | 935 518 | 904 792 | -3,28 |
| VIET NAM | 6 425 099 | 8 893 576 | 38,42 | 2 998 343 | 4 271 822 | 42,47 |
| INDIA | 53 441 632 | 36 265 270 | -32,14 | 24 675 268 | 17 965 142 | -27,19 |
| PAKISTAN | 3 386 143 | 1 111 253 | -67,18 | 1 699 027 | 538 380 | -68,31 |
| BANGLADESH | 24 071 563 | 23 543 179 | -2,20 | 11 132 581 | 11 810 470 | 6,09 |
| SAUDI ARABIA | 5 001 084 | 5 031 518 | 0,61 | 2 477 380 | 2 435 261 | -1,70 |
| KUWAIT | 0 | 1 007 566 | - | 0 | 493 707 | - |
| LEBANON | 1 503 238 | 603 302 | -59,87 | 691 490 | 295 618 | -57,25 |
| TURKEY | 0 | 240 319 | - | 0 | 117 756 | - |
| UNITED ARAB EMIRATES | 4 100 000 | 5 513 727 | 34,48 | 2 137 884 | 2 799 948 | 30,97 |
| EGYPT | 2 980 069 | 1 702 488 | -42,87 | 1 370 832 | 850 387 | -37,97 |
| DJIBOUTI | 994 923 | 796 805 | -19,91 | 447 716 | 382 466 | -14,57 |
| SOUTH AFRICA | 0 | 100 000 | - | 0 | 44 500 | - |
| AUSTRALIA | 1 400 | 0 | -100,00 | 1 000 | 0 | -100,00 |
| BRAZIL | 11 883 | 0 | -100,00 | 6 515 | 0 | -100,00 |
| NETHERLANDS | 2 004 757 | 2 537 500 | 26,57 | 922 188 | 1 218 000 | 32,08 |
| FRANCE | 628 | 0 | -100,00 | 293 | 0 | -100,00 |
| SWITZERLAND | 0 | 8 | - | 0 | 4 | - |
| SWEDEN | 0 | 24 | - | 0 | 12 | - |
| ITALY | 15 051 350 | 8 412 500 | -44,11 | 6 923 621 | 4 002 258 | -42,19 |
| SPAIN | 90 | 0 | -100,00 | 206 | 0 | -100,00 |
| -ALAS KAKI (KULIT, KARET DAN K | 34 938 495 | 35 164 917 | 0,65 | 621 459 995 | 636 845 191 | 2,48 |
| JAPAN | 2 707 905 | 2 921 663 | 7,89 | 44 013 597 | 47 385 569 | 7,66 |
| HONG KONG | 440 052 | 368 575 | -16,24 | 7 510 724 | 6 400 314 | -14,78 |
| KOREA, DEM. PEOPLE'S REP. | 0 | 1 426 | - | 0 | 7 698 | - |
| KOREA, REPUBLIC OF | 1 284 551 | 1 300 259 | 1,22 | 23 071 608 | 26 720 508 | 15,82 |
| TAIWAN | 423 630 | 399 366 | -5,73 | 5 666 129 | 4 659 569 | -17,76 |
| CHINA | 1 210 348 | 1 655 128 | 36,75 | 22 769 028 | 34 988 856 | 53,67 |
| MONGOLIA | 99 | 401 | 305,05 | 2 999 | 14 834 | 394,63 |
| MACAU | 0 | 680 | - | 0 | 1 235 | - |
| PAPUA NEW GUINEA | 12 422 | 19 538 | 57,29 | 164 728 | 238 999 | 45,09 |
| THAILAND | 139 044 | 191 680 | 37,86 | 2 092 537 | 4 528 770 | 116,42 |
| SINGAPORE | 929 584 | 833 034 | -10,39 | 11 131 487 | 10 207 913 | -8,30 |
| PHILIPPINES | 135 735 | 129 762 | -4,40 | 1 853 174 | 1 859 407 | 0,34 |
| MALAYSIA | 181 013 | 198 301 | 9,55 | 2 710 569 | 3 384 279 | 24,85 |
| CAMBODIA | 15 | 1 068 | 7 020,00 | 160 | 20 000 | 12 400,00 |
| BRUNEI DARUSSALAM | 2 960 | 10 768 | 263,78 | 30 908 | 24 457 | -20,87 |
| LAO PEOPLE'S DEM. REP. | 0 | 5 | - | 0 | 108 | - |
| NEPAL | 0 | 269 | - | 0 | 7 701 | - |
| VIET NAM | 41 659 | 98 585 | 136,65 | 646 264 | 940 358 | 45,51 |
| MALDIVES | 6 322 | 12 558 | 98,64 | 14 588 | 15 077 | 3,35 |
| INDIA | 76 050 | 103 349 | 35,90 | 1 172 112 | 1 617 464 | 38,00 |
| PAKISTAN | 540 | 759 | 40,56 | 17 758 | 6 635 | -62,64 |
| SRI LANKA | 499 | 0 | -100,00 | 5 000 | 0 | -100,00 |
| IRAN (ISLAMIC REPUBLIC OF) | 163 | 0 | -100,00 | 159 | 0 | -100,00 |
| SAUDI ARABIA | 24 042 | 24 618 | 2,40 | 99 475 | 200 339 | 101,40 |
| ISRAEL | 89 396 | 69 555 | -22,19 | 1 429 701 | 1 143 389 | -20,03 |
| KUWAIT | 1 932 | 75 617 | 3 813,92 | 12 622 | 798 048 | 6 222,67 |
| JORDAN | 0 | 85 | - | 0 | 986 | - |
| LEBANON | 7 048 | 9 913 | 40,65 | 134 796 | 73 258 | -45,65 |
| YEMEN | 0 | 100 | - | 0 | 1 200 | - |
| SYRIA ARAB REPUBLIC | 0 | 283 | - | 0 | 11 215 | - |
| TURKEY | 329 068 | 205 679 | -37,50 | 5 086 794 | 2 554 784 | -49,78 |
| UNITED ARAB EMIRATES | 187 910 | 313 845 | 67,02 | 3 217 267 | 5 138 554 | 59,72 |
| QATAR | 3 946 | 245 | -93,79 | 51 237 | 4 038 | -92,12 |
| CYPRUS | 1 230 | 0 | -100,00 | 29 328 | 0 | -100,00 |
| EGYPT | 11 969 | 5 866 | -50,99 | 187 591 | 89 393 | -52,35 |
| LIBYAN ARAB JAMAHIRIYA | 118 | 0 | -100,00 | 1 109 | 0 | -100,00 |
| MOROCCO | 11 154 | 8 000 | -28,28 | 123 327 | 119 555 | -3,06 |
| TUNISIA | 1 140 | 0 | -100,00 | 15 312 | 0 | -100,00 |
| ALGERIA | 26 819 | 31 742 | 18,36 | 388 350 | 389 213 | 0,22 |
| TANZANIA, UNITED REP. OF | 120 | 3 485 | 2 804,17 | 220 | 1 400 | 536,36 |
| MADAGASCAR | 7 315 | 9 222 | 26,07 | 826 | 925 | 11,99 |
| SOMALIA | 4 455 | 0 | -100,00 | 22 665 | 0 | -100,00 |
| KENYA | 2 002 | 0 | -100,00 | 28 281 | 0 | -100,00 |
| REUNION | 20 | 70 | 250,00 | 319 | 2 201 | 589,97 |
| MOZAMBIQUE | 0 | 19 332 | - | 0 | 7 520 | - |
| TOGO | 40 | 0 | -100,00 | 104 | 0 | -100,00 |
| GUINEA | 476 | 4 815 | 911,55 | 2 676 | 18 945 | 607,96 |

TABEL 5. PERKEMBANGAN EKSPOR INDONESIA MENURUT KOMODITI DAN NEGARA TUJUAN

| JENIS BARANG | BERAT BERSIH (KG) | | PERUB % | NILAI FOB (US \$) | | PERUB % |
|---------------------------|-------------------|--------------|------------|-------------------|--------------|------------|
| | JAN-FEB 2012 | JAN-FEB 2013 | | JAN-FEB 2012 | JAN-FEB 2013 | |
| | (1) | (2) | (3) | (4) | (5) | (6) |
| ANGOLA | 1 462 | 10 565 | 622,64 | 2 680 | 3 432 | 28,06 |
| CAMEROON | 80 | 0 | -100,00 | 67 | 0 | -100,00 |
| COTE D'IVOIRE | 0 | 2 | - | 0 | 8 | - |
| SENEGAL | 262 | 10 207 | 3 795,80 | 11 | 10 213 | 92 745,45 |
| SEYCHELLES | 435 | 780 | 79,31 | 1 588 | 10 703 | 573,99 |
| SAO TOME AND PRINCIPE | 0 | 403 | - | 0 | 350 | - |
| SOUTH AFRICA | 420 727 | 373 579 | -11,21 | 7 305 069 | 6 504 957 | -10,95 |
| ZAMBIA | 7 308 | 7 850 | 7,42 | 76 986 | 54 620 | -29,05 |
| MAURITIUS | 1 585 | 365 | -76,97 | 11 606 | 7 708 | -33,59 |
| AUSTRALIA | 630 036 | 614 371 | -2,49 | 11 132 166 | 11 435 790 | 2,73 |
| NEW ZEALAND | 72 124 | 70 161 | -2,72 | 1 594 541 | 1 424 392 | -10,67 |
| GUAM | 281 | 125 | -55,52 | 2 286 | 1 886 | -17,50 |
| PALAU | 2 | 0 | -100,00 | 171 | 0 | -100,00 |
| VANUATU | 672 | 0 | -100,00 | 16 159 | 0 | -100,00 |
| AMERICAN SAMOA | 0 | 6 213 | - | 0 | 64 050 | - |
| FIJI | 3 970 | 558 | -85,94 | 41 282 | 15 079 | -63,47 |
| U.S MINOR OUTLYING ISLAND | 0 | 3 572 | - | 0 | 75 736 | - |
| EAST TIMOR | 145 045 | 176 140 | 21,44 | 111 339 | 135 086 | 21,33 |
| UNITED STATES | 9 810 296 | 9 211 515 | -6,10 | 180 487 337 | 167 441 322 | -7,23 |
| CANADA | 389 001 | 399 437 | 2,68 | 7 357 296 | 8 256 384 | 12,22 |
| MEXICO | 1 072 805 | 905 364 | -15,61 | 17 458 822 | 15 124 170 | -13,37 |
| HONDURAS | 0 | 50 | - | 0 | 400 | - |
| PANAMA | 315 078 | 357 189 | 13,37 | 5 558 902 | 6 018 655 | 8,27 |
| CHILE | 445 808 | 278 347 | -37,56 | 8 060 376 | 5 005 830 | -37,90 |
| VENEZUELA | 48 722 | 0 | -100,00 | 907 438 | 0 | -100,00 |
| ARGENTINA | 245 174 | 367 852 | 50,04 | 5 816 117 | 8 615 677 | 48,13 |
| BRAZIL | 525 255 | 720 925 | 37,25 | 11 393 763 | 13 592 218 | 19,30 |
| COLOMBIA | 3 480 | 9 161 | 163,25 | 78 765 | 147 498 | 87,26 |
| URUGUAY | 28 587 | 78 572 | 174,85 | 550 854 | 1 349 998 | 145,07 |
| PARAGUAY | 7 966 | 15 732 | 97,49 | 131 093 | 239 009 | 82,32 |
| ECUADOR | 962 | 2 414 | 150,94 | 25 281 | 64 272 | 154,23 |
| PERU | 139 797 | 130 787 | -6,45 | 2 590 725 | 1 770 482 | -31,66 |
| BAHAMAS | 1 582 | 0 | -100,00 | 3 265 | 0 | -100,00 |
| PUERTO RICO | 2 848 | 2 809 | -1,37 | 6 019 | 50 669 | 741,82 |
| EL SALVADOR | 0 | 1 143 | - | 0 | 19 793 | - |
| COSTA RICA | 4 208 | 3 072 | -27,00 | 69 915 | 98 761 | 41,26 |
| BERMUDA | 95 | 0 | -100,00 | 961 | 0 | -100,00 |
| FRENCH POLYNESIA | 126 | 1 | -99,21 | 324 | 5 | -98,46 |
| MARTINIQUE | 0 | 100 | - | 0 | 339 | - |
| NETHERLANDS ANTILLES | 110 | 0 | -100,00 | 370 | 0 | -100,00 |
| UNITED KINGDOM | 1 965 990 | 2 478 881 | 26,09 | 30 911 786 | 40 040 618 | 29,53 |
| NETHERLANDS | 1 441 401 | 1 274 457 | -11,58 | 28 370 727 | 27 338 692 | -3,64 |
| FRANCE | 549 235 | 561 840 | 2,30 | 9 942 988 | 9 426 894 | -5,19 |
| GERMANY, FED. REP. OF | 2 031 382 | 1 866 554 | -8,11 | 39 510 887 | 36 309 958 | -8,10 |
| AUSTRIA | 19 964 | 24 568 | 23,06 | 388 914 | 520 428 | 33,82 |
| BELGIUM | 2 945 733 | 3 189 415 | 8,27 | 49 630 690 | 54 270 768 | 9,35 |
| SWITZERLAND | 37 566 | 29 494 | -21,49 | 684 505 | 678 229 | -0,92 |
| LUXEMBOURG | 0 | 577 | - | 0 | 26 624 | - |
| MONACO | 2 207 | 3 323 | 50,57 | 45 101 | 63 504 | 40,80 |
| DENMARK | 386 593 | 521 695 | 34,95 | 11 236 653 | 16 230 609 | 44,44 |
| NORWAY | 23 227 | 34 592 | 48,93 | 319 807 | 527 397 | 64,91 |
| SWEDEN | 74 047 | 42 050 | -43,21 | 1 570 371 | 792 490 | -49,53 |
| FINLAND | 51 653 | 99 296 | 92,24 | 1 709 676 | 3 335 143 | 95,07 |
| IRELAND | 14 887 | 16 863 | 13,27 | 301 769 | 308 771 | 2,32 |
| ITALY | 1 291 852 | 911 924 | -29,41 | 25 719 734 | 16 891 730 | -34,32 |
| SPAIN | 338 632 | 319 438 | -5,67 | 5 276 149 | 5 233 219 | -0,81 |
| PORTUGAL | 31 625 | 98 540 | 211,59 | 505 005 | 6 039 081 | 1 095,85 |
| GREECE | 123 903 | 166 313 | 34,23 | 1 809 659 | 1 896 462 | 4,80 |
| HUNGARY | 10 916 | 29 234 | 167,81 | 245 852 | 735 246 | 199,06 |
| POLAND | 64 615 | 73 802 | 14,22 | 1 504 348 | 1 529 380 | 1,66 |
| ROMANIA | 2 984 | 3 | -99,90 | 20 313 | 55 | -99,73 |
| BULGARIA | 11 527 | 1 388 | -87,96 | 151 387 | 41 172 | -72,80 |
| BELARUS | 0 | 368 | - | 0 | 3 792 | - |
| UKRAINE | 45 382 | 10 809 | -76,18 | 878 664 | 200 608 | -77,17 |
| LITHUANIA | 0 | 50 | - | 0 | 1 016 | - |
| LATVIA | 7 338 | 4 606 | -37,23 | 143 945 | 79 445 | -44,81 |
| ESTONIA | 571 | 0 | -100,00 | 12 262 | 0 | -100,00 |
| GEORGIA | 0 | 469 | - | 0 | 20 972 | - |
| CROATIA | 10 412 | 6 151 | -40,92 | 128 420 | 76 389 | -40,52 |
| BOSNIA AND HERZEGOVINA | 14 915 | 0 | -100,00 | 194 683 | 0 | -100,00 |
| MALTA | 0 | 368 | - | 0 | 3 606 | - |
| SLOVAKIA | 46 337 | 49 163 | 6,10 | 2 386 656 | 2 019 404 | -15,39 |
| SLOVENIA | 19 682 | 19 907 | 1,14 | 146 226 | 254 484 | 74,03 |
| CZECH REPUBLIC | 206 739 | 165 352 | -20,02 | 2 013 851 | 1 730 436 | -14,07 |
| RUSSIA FEDERATION | 532 969 | 371 466 | -30,30 | 11 115 189 | 9 023 977 | -18,81 |
| SERBIA | 5 298 | 2 948 | -44,36 | 84 522 | 70 367 | -16,75 |

TABEL 5. PERKEMBANGAN EKSPOR INDONESIA MENURUT KOMODITI DAN NEGARA TUJUAN

| JENIS BARANG | BERAT BERSIH (KG) | | PERUB | NILAI FOB (US \$) | | PERUB |
|---------------------------|-------------------|-------------------|-------------|-------------------|-------------------|--------------|
| | JAN-FEB 2012 | JAN-FEB 2013 | % | JAN-FEB 2012 | JAN-FEB 2013 | % |
| (1) | (2) | (3) | (4) | (5) | (6) | (7) |
| -PRODUK KERAMIK | 47 031 240 | 47 378 534 | 0,74 | 54 299 129 | 61 788 295 | 13,79 |
| JAPAN | 796 528 | 763 206 | -4,18 | 6 635 862 | 6 680 387 | 0,67 |
| HONG KONG | 116 110 | 170 489 | 46,83 | 461 113 | 426 707 | -7,46 |
| KOREA, REPUBLIC OF | 4 448 054 | 3 977 978 | -10,57 | 3 092 966 | 4 093 769 | 32,36 |
| TAIWAN | 2 938 711 | 3 529 151 | 20,09 | 1 399 507 | 1 929 712 | 37,89 |
| CHINA | 67 646 | 71 293 | 5,39 | 589 863 | 566 800 | -3,91 |
| MACAU | 4 892 | 6 024 | 23,14 | 74 448 | 82 305 | 10,55 |
| PAPUA NEW GUINEA | 123 002 | 210 077 | 70,79 | 30 688 | 56 001 | 82,49 |
| THAILAND | 3 877 234 | 2 444 910 | -36,94 | 2 873 201 | 2 948 885 | 2,63 |
| SINGAPORE | 768 580 | 678 686 | -11,70 | 906 378 | 1 909 554 | 110,68 |
| PHILIPPINES | 3 154 339 | 3 926 685 | 24,49 | 1 020 871 | 1 230 703 | 20,55 |
| MALAYSIA | 6 807 784 | 7 541 820 | 10,78 | 4 829 739 | 4 282 610 | -11,33 |
| MYANMAR | 198 423 | 488 082 | 145,98 | 221 420 | 132 131 | -40,33 |
| CAMBODIA | 180 061 | 537 016 | 198,24 | 74 292 | 208 992 | 181,31 |
| BRUNEI DARUSSALAM | 651 071 | 454 631 | -30,17 | 238 690 | 178 224 | -25,33 |
| VIET NAM | 88 801 | 54 156 | -39,01 | 105 649 | 99 526 | -5,80 |
| MALDIVES | 305 554 | 60 062 | -80,34 | 41 900 | 43 016 | 2,66 |
| INDIA | 429 207 | 628 074 | 46,33 | 630 366 | 597 968 | -5,14 |
| PAKISTAN | 568 839 | 839 772 | 47,63 | 205 579 | 351 738 | 71,10 |
| BANGLADESH | 186 241 | 48 140 | -74,15 | 72 630 | 23 231 | -68,01 |
| SRI LANKA | 2 412 490 | 2 225 240 | -7,76 | 600 228 | 574 468 | -4,29 |
| IRAQ | 75 140 | 0 | -100,00 | 20 725 | 0 | -100,00 |
| SAUDI ARABIA | 357 220 | 383 290 | 7,30 | 186 903 | 292 357 | 56,42 |
| ISRAEL | 33 953 | 270 531 | 696,78 | 30 543 | 156 056 | 410,94 |
| KUWAIT | 81 111 | 304 235 | 275,08 | 96 593 | 142 361 | 47,38 |
| JORDAN | 37 462 | 153 883 | 310,77 | 35 891 | 55 037 | 53,34 |
| LEBANON | 18 732 | 10 967 | -41,45 | 49 402 | 29 682 | -39,92 |
| YEMEN | 1 919 612 | 1 474 469 | -23,19 | 538 256 | 365 337 | -32,13 |
| OMAN | 7 280 | 42 864 | 488,79 | 16 930 | 69 068 | 307,96 |
| SYRIA ARAB REPUBLIC | 0 | 8 425 | - | 0 | 105 480 | - |
| TURKEY | 131 635 | 11 813 | -91,03 | 171 867 | 78 786 | -54,16 |
| UNITED ARAB EMIRATES | 281 863 | 372 727 | 32,24 | 466 756 | 712 164 | 52,58 |
| QATAR | 497 788 | 221 380 | -55,53 | 648 680 | 535 505 | -17,45 |
| BAHRAIN | 166 662 | 221 701 | 33,02 | 56 021 | 129 673 | 131,47 |
| CYPRUS | 2 204 | 2 171 | -1,50 | 4 176 | 7 952 | 90,42 |
| EGYPT | 14 238 | 16 500 | 15,89 | 27 186 | 103 365 | 280,21 |
| LIBYAN ARAB JAMAHIRIYA | 19 504 | 2 130 | -89,08 | 51 932 | 4 316 | -91,69 |
| MOROCCO | 5 779 | 60 | -98,96 | 4 191 | 386 | -90,79 |
| TUNISIA | 11 374 | 100 | -99,12 | 5 582 | 125 | -97,76 |
| SUDAN | 0 | 23 611 | - | 0 | 11 367 | - |
| NAMIBIA | 0 | 36 696 | - | 0 | 14 102 | - |
| TANZANIA, UNITED REP. OF | 35 571 | 32 546 | -8,50 | 13 158 | 15 658 | 19,00 |
| MADAGASCAR | 122 162 | 78 684 | -35,59 | 36 193 | 18 208 | -49,69 |
| KENYA | 1 508 | 43 836 | 2 806,90 | 630 | 39 104 | 6 106,98 |
| REUNION | 213 881 | 311 966 | 45,86 | 68 506 | 86 675 | 26,52 |
| MOZAMBIQUE | 0 | 5 410 | - | 0 | 6 209 | - |
| TOGO | 4 000 | 749 | -81,28 | 1 557 | 566 | -63,65 |
| GHANA | 0 | 5 850 | - | 0 | 2 160 | - |
| LIBERIA | 0 | 8 424 | - | 0 | 4 291 | - |
| ANGOLA | 50 | 435 | 770,00 | 63 | 496 | 687,30 |
| CAMEROON | 2 160 | 0 | -100,00 | 2 880 | 0 | -100,00 |
| NIGERIA | 159 530 | 82 200 | -48,47 | 55 616 | 35 800 | -35,63 |
| GABON | 80 | 21 189 | 26 386,25 | 251 | 17 154 | 6 734,26 |
| SENEGAL | 19 550 | 4 500 | -76,98 | 10 114 | 1 220 | -87,94 |
| SEYCHELLES | 53 487 | 54 387 | 1,68 | 10 399 | 17 225 | 65,64 |
| UGANDA | 125 | 0 | -100,00 | 23 | 0 | -100,00 |
| SAO TOME AND PRINCIPE | 0 | 9 454 | - | 0 | 8 210 | - |
| SOUTH AFRICA | 1 009 524 | 636 684 | -36,93 | 3 459 418 | 2 222 960 | -35,74 |
| ZIMBABWE | 129 939 | 132 716 | 2,14 | 28 909 | 29 385 | 1,65 |
| MAURITIUS | 1 461 102 | 1 072 085 | -26,62 | 416 662 | 297 895 | -28,50 |
| VIRGIN ISLANDS (BRITISH) | 0 | 170 | - | 0 | 697 | - |
| AUSTRALIA | 2 315 976 | 2 240 609 | -3,25 | 1 349 519 | 1 521 413 | 12,74 |
| NEW ZEALAND | 94 267 | 97 613 | 3,55 | 106 310 | 84 404 | -20,61 |
| GUAM | 753 | 52 | -93,09 | 2 550 | 42 | -98,35 |
| PALAU | 100 | 0 | -100,00 | 650 | 0 | -100,00 |
| NEW CALEDONIA | 28 507 | 240 | -99,16 | 21 753 | 75 | -99,66 |
| NORTHERN MARIANA ISLANDS | 153 | 0 | -100,00 | 160 | 0 | -100,00 |
| VANUATU | 197 | 494 | 150,76 | 466 | 387 | -16,95 |
| WALLIS AND FUTUNA ISLANDS | 0 | 200 | - | 0 | 212 | - |
| AMERICAN SAMOA | 0 | 25 500 | - | 0 | 8 886 | - |
| COOK ISLANDS | 0 | 64 | - | 0 | 177 | - |
| FIJI | 600 | 3 767 | 527,83 | 2 334 | 20 352 | 771,98 |
| EAST TIMOR | 1 155 609 | 878 471 | -23,98 | 424 856 | 302 699 | -28,75 |
| UNITED STATES | 3 423 378 | 4 343 080 | 26,87 | 9 848 379 | 13 812 543 | 40,25 |
| CANADA | 242 232 | 68 134 | -71,87 | 673 515 | 304 843 | -54,74 |
| MEXICO | 54 071 | 510 | -99,06 | 53 211 | 3 483 | -93,45 |

TABEL 5. PERKEMBANGAN EKSPOR INDONESIA MENURUT KOMODITI DAN NEGARA TUJUAN

| JENIS BARANG | BERAT BERSIH (KG) | | PERUB | NILAI FOB (US \$) | | PERUB |
|-----------------------------------|-------------------|----------------|---------------|--------------------|--------------------|---------------|
| | JAN-FEB 2012 | JAN-FEB 2013 | % | JAN-FEB 2012 | JAN-FEB 2013 | % |
| (1) | (2) | (3) | (4) | (5) | (6) | (7) |
| HONDURAS | 0 | 275 | - | 0 | 1 103 | - |
| PANAMA | 51 084 | 1 150 | -97,75 | 15 557 | 1 469 | -90,56 |
| CHILE | 49 784 | 279 413 | 461,25 | 102 609 | 184 658 | 79,96 |
| VENEZUELA | 0 | 330 | - | 0 | 366 | - |
| ARGENTINA | 244 500 | 122 181 | -50,03 | 475 252 | 237 938 | -49,93 |
| BRAZIL | 12 962 | 42 242 | 225,89 | 11 869 | 128 734 | 984,62 |
| COLOMBIA | 23 863 | 1 617 | -93,22 | 47 910 | 2 339 | -95,12 |
| URUGUAY | 285 | 200 | -29,82 | 295 | 3 190 | 981,36 |
| PERU | 11 397 | 79 005 | 593,21 | 22 447 | 40 463 | 80,26 |
| JAMAICA | 5 350 | 0 | -100,00 | 12 249 | 0 | -100,00 |
| PUERTO RICO | 200 | 40 305 | 20 052,50 | 10 | 35 734 | 357 240,00 |
| BELIZE | 0 | 150 | - | 0 | 263 | - |
| DOMINICAN REPUBLIC | 330 | 40 | -87,88 | 51 | 60 | 17,65 |
| COSTA RICA | 745 | 26 372 | 3 439,87 | 929 | 9 571 | 930,25 |
| ARUBA | 0 | 360 | - | 0 | 255 | - |
| BERMUDA | 312 | 150 | -51,92 | 535 | 722 | 34,95 |
| CAYMAN ISLANDS | 55 | 0 | -100,00 | 8 | 0 | -100,00 |
| FRENCH POLYNESIA | 23 733 | 25 762 | 8,55 | 7 029 | 14 902 | 112,01 |
| MARTINIQUE | 643 | 597 | -7,15 | 625 | 1 206 | 92,96 |
| TURKS AND CAICOS ISLANDS | 1 134 | 0 | -100,00 | 1 172 | 0 | -100,00 |
| GUADELOUPE | 23 385 | 1 248 | -94,66 | 5 925 | 2 994 | -49,47 |
| UNITED KINGDOM | 1 542 215 | 1 461 336 | -5,24 | 2 768 416 | 2 629 947 | -5,00 |
| NETHERLANDS | 292 263 | 579 334 | 98,22 | 410 661 | 746 270 | 81,72 |
| FRANCE | 568 303 | 380 260 | -33,09 | 901 767 | 807 688 | -10,43 |
| GERMANY, FED. REP. OF | 168 562 | 166 236 | -1,38 | 461 122 | 512 100 | 11,06 |
| AUSTRIA | 654 | 1 626 | 148,62 | 939 | 1 199 | 27,69 |
| BELGIUM | 791 930 | 815 694 | 3,00 | 4 072 394 | 6 347 268 | 55,86 |
| SWITZERLAND | 2 450 | 1 230 | -49,80 | 2 551 | 10 632 | 316,78 |
| DENMARK | 1 119 | 104 041 | 9 197,68 | 2 702 | 35 810 | 1 225,31 |
| NORWAY | 73 622 | 49 361 | -32,95 | 30 456 | 25 847 | -15,13 |
| SWEDEN | 74 645 | 42 947 | -42,47 | 82 555 | 76 344 | -7,52 |
| FINLAND | 225 226 | 138 733 | -38,40 | 1 079 220 | 696 868 | -35,43 |
| IRELAND | 66 457 | 10 560 | -84,11 | 136 912 | 21 820 | -84,06 |
| ITALY | 99 797 | 84 237 | -15,59 | 196 068 | 192 193 | -1,98 |
| SPAIN | 108 666 | 137 376 | 26,42 | 100 671 | 184 631 | 83,40 |
| PORTUGAL | 435 | 2 303 | 429,43 | 956 | 3 206 | 235,36 |
| GREECE | 3 481 | 33 936 | 874,89 | 5 252 | 29 945 | 470,16 |
| HUNGARY | 675 | 1 | -99,85 | 1 737 | 117 | -93,26 |
| POLAND | 99 338 | 124 190 | 25,02 | 43 233 | 92 580 | 114,14 |
| ROMANIA | 253 | 0 | -100,00 | 1 118 | 0 | -100,00 |
| BULGARIA | 75 | 900 | 1 100,00 | 410 | 1 830 | 346,34 |
| MOLDOVA, REPUBLIC OF | 0 | 49 416 | - | 0 | 16 103 | - |
| UKRAINE | 350 | 0 | -100,00 | 240 | 0 | -100,00 |
| LITHUANIA | 5 645 | 990 | -82,46 | 59 287 | 129 | -99,78 |
| LATVIA | 38 577 | 25 428 | -34,09 | 81 483 | 95 332 | 17,00 |
| ESTONIA | 6 303 | 17 922 | 184,34 | 6 662 | 240 906 | 3 516,12 |
| GEORGIA | 60 | 0 | -100,00 | 346 | 0 | -100,00 |
| CROATIA | 1 365 | 1 395 | 2,20 | 2 314 | 2 662 | 15,04 |
| MALTA | 306 | 151 | -50,65 | 157 | 2 540 | 1 517,83 |
| SLOVENIA | 310 | 3 601 | 1 061,61 | 77 | 2 932 | 3 707,79 |
| CZECH REPUBLIC | 48 038 | 75 687 | 57,56 | 18 117 | 130 700 | 621,42 |
| REP. OF MACEDONIA | 0 | 50 | - | 0 | 93 | - |
| RUSSIA FEDERATION | 45 972 | 75 132 | 63,43 | 19 872 | 121 361 | 510,71 |
| SERBIA | 750 | 0 | -100,00 | 1 856 | 0 | -100,00 |
| -EMAS BATANGAN | 4 425 | 9 014 | 103,71 | 235 246 579 | 362 611 034 | 54,14 |
| HONG KONG | 642 | 2 614 | 307,17 | 34 410 744 | 105 983 269 | 207,99 |
| TAIWAN | 0 | 1 192 | - | 0 | 47 838 926 | - |
| SINGAPORE | 2 469 | 400 | -83,80 | 131 070 943 | 16 557 185 | -87,37 |
| UNITED ARAB EMIRATES | 0 | 3 053 | - | 0 | 121 589 674 | - |
| SOUTH AFRICA | 0 | 1 755 | - | 0 | 70 641 980 | - |
| AUSTRALIA | 1 314 | 0 | -100,00 | 69 764 892 | 0 | -100,00 |
| -PESAWAT UDARA DAN BAGIANN | 251 390 | 325 042 | 29,30 | 38 755 744 | 17 666 818 | -54,41 |
| JAPAN | 423 | 641 | 51,54 | 16 611 | 12 835 | -22,73 |
| HONG KONG | 1 111 | 1 021 | -8,10 | 73 385 | 212 761 | 189,92 |
| KOREA, REPUBLIC OF | 2 838 | 10 311 | 263,32 | 546 659 | 2 076 460 | 279,85 |
| TAIWAN | 77 | 23 | -70,13 | 7 650 | 6 352 | -16,97 |
| CHINA | 2 596 | 183 | -92,95 | 91 145 | 49 589 | -45,59 |
| PAPUA NEW GUINEA | 0 | 135 | - | 0 | 12 310 | - |
| THAILAND | 9 861 | 4 611 | -53,24 | 149 542 | 390 508 | 161,14 |
| SINGAPORE | 106 384 | 216 456 | 103,47 | 1 866 460 | 2 696 613 | 44,48 |
| PHILIPPINES | 52 | 0 | -100,00 | 1 490 | 0 | -100,00 |
| MALAYSIA | 17 620 | 9 953 | -43,51 | 2 583 068 | 1 458 897 | -43,52 |
| BRUNEI DARUSSALAM | 15 520 | 1 199 | -92,27 | 18 375 429 | 69 927 | -99,62 |
| LAO PEOPLE'S DEM. REP. | 0 | 64 | - | 0 | 19 350 | - |
| VIET NAM | 202 | 78 | -61,39 | 4 000 | 4 000 | 0,00 |

TABEL 5. PERKEMBANGAN EKSPOR INDONESIA MENURUT KOMODITI DAN NEGARA TUJUAN

| JENIS BARANG | BERAT BERSIH (KG) | | PERUB | NILAI FOB (US \$) | | PERUB |
|-----------------------------------|-------------------|-------------------|---------------|--------------------|--------------------|---------------|
| | JAN-FEB 2012 | JAN-FEB 2013 | % | JAN-FEB 2012 | JAN-FEB 2013 | % |
| (1) | (2) | (3) | (4) | (5) | (6) | (7) |
| INDIA | 6 123 | 14 | -99,77 | 301 752 | 500 | -99,83 |
| PAKISTAN | 10 | 13 | 30,00 | 44 329 | 46 205 | 4,23 |
| SRI LANKA | 23 486 | 0 | -100,00 | 551 243 | 0 | -100,00 |
| SAUDI ARABIA | 235 | 58 | -75,32 | 259 841 | 21 628 | -91,68 |
| JORDAN | 0 | 12 | - | 0 | 1 567 | - |
| YEMEN | 183 | 247 | 34,97 | 1 350 | 31 000 | 2 196,30 |
| TURKEY | 0 | 10 | - | 0 | 2 850 | - |
| UNITED ARAB EMIRATES | 51 | 192 | 276,47 | 157 206 | 230 575 | 46,67 |
| QATAR | 0 | 100 | - | 0 | 2 950 | - |
| SENEGAL | 0 | 45 | - | 0 | 1 766 | - |
| UGANDA | 0 | 100 | - | 0 | 1 540 | - |
| MAURITIUS | 140 | 0 | -100,00 | 308 | 0 | -100,00 |
| AUSTRALIA | 1 961 | 630 | -67,87 | 423 226 | 313 546 | -25,92 |
| NEW ZEALAND | 1 | 102 | 10 100,00 | 100 | 4 370 | 4 270,00 |
| EAST TIMOR | 2 913 | 1 080 | -62,92 | 1 587 | 585 | -63,14 |
| UNITED STATES | 6 090 | 17 366 | 185,16 | 2 101 211 | 816 014 | -61,16 |
| CANADA | 1 885 | 951 | -49,55 | 169 777 | 123 908 | -27,02 |
| CHILE | 3 | 1 | -66,67 | 1 | 1 762 | 176 100,00 |
| UNITED KINGDOM | 29 319 | 30 763 | 4,93 | 8 117 672 | 5 972 134 | -26,43 |
| NETHERLANDS | 1 810 | 6 275 | 246,69 | 53 997 | 149 631 | 177,11 |
| FRANCE | 4 490 | 7 221 | 60,82 | 904 446 | 1 631 604 | 80,40 |
| GERMANY, FED. REP. OF | 3 742 | 5 670 | 51,52 | 132 375 | 152 394 | 15,12 |
| AUSTRIA | 120 | 0 | -100,00 | 1 329 | 0 | -100,00 |
| BELGIUM | 121 | 36 | -70,25 | 13 614 | 9 800 | -28,02 |
| SWITZERLAND | 8 430 | 8 127 | -3,59 | 213 155 | 227 292 | 6,63 |
| DENMARK | 48 | 250 | 420,83 | 400 | 210 000 | 52 400,00 |
| NORWAY | 0 | 2 | - | 0 | 750 | - |
| SWEDEN | 899 | 0 | -100,00 | 2 940 | 0 | -100,00 |
| FINLAND | 7 | 0 | -100,00 | 1 199 | 0 | -100,00 |
| IRELAND | 960 | 73 | -92,40 | 3 890 | 107 450 | 2 662,21 |
| ITALY | 3 | 0 | -100,00 | 50 | 0 | -100,00 |
| SPAIN | 1 665 | 703 | -57,78 | 1 582 707 | 593 151 | -62,52 |
| ICELAND | 2 | 0 | -100,00 | 150 | 0 | -100,00 |
| POLAND | 0 | 326 | - | 0 | 2 244 | - |
| ESTONIA | 9 | 0 | -100,00 | 450 | 0 | -100,00 |
| -KAPAL LAUT DAN SEJENISNYA | 45 853 803 | 16 697 786 | -63,58 | 523 858 892 | 130 060 450 | -75,17 |
| HONG KONG | 110 | 0 | -100,00 | 1 873 | 0 | -100,00 |
| CHINA | 150 | 0 | -100,00 | 4 299 | 0 | -100,00 |
| PAPUA NEW GUINEA | 0 | 335 000 | - | 0 | 656 000 | - |
| THAILAND | 59 097 | 28 195 | -52,29 | 286 457 | 103 995 | -63,70 |
| SINGAPORE | 40 278 614 | 9 591 725 | -76,19 | 495 216 033 | 43 447 934 | -91,23 |
| PHILIPPINES | 15 514 | 0 | -100,00 | 148 160 | 0 | -100,00 |
| MALAYSIA | 1 836 750 | 76 000 | -95,86 | 13 379 212 | 1 534 213 | -88,53 |
| MYANMAR | 3 061 406 | 57 495 | -98,12 | 8 359 467 | 47 375 | -99,43 |
| VIET NAM | 471 468 | 129 500 | -72,53 | 4 246 316 | 1 988 127 | -53,18 |
| INDIA | 4 929 | 0 | -100,00 | 1 480 000 | 0 | -100,00 |
| SRI LANKA | 56 000 | 0 | -100,00 | 38 758 | 0 | -100,00 |
| SAUDI ARABIA | 0 | 24 | - | 0 | 31 | - |
| AUSTRALIA | 1 150 | 6 473 958 | 562 852,87 | 35 522 | 81 993 758 | 230 725,29 |
| NEW ZEALAND | 0 | 500 | - | 0 | 19 642 | - |
| UNITED STATES | 2 000 | 263 | -86,85 | 20 985 | 176 550 | 741,32 |
| CANADA | 0 | 126 | - | 0 | 8 000 | - |
| MEXICO | 66 100 | 0 | -100,00 | 625 000 | 0 | -100,00 |
| NETHERLANDS | 0 | 1 924 | - | 0 | 33 884 | - |
| FRANCE | 0 | 115 | - | 0 | 6 306 | - |
| GERMANY, FED. REP. OF | 115 | 0 | -100,00 | 3 218 | 0 | -100,00 |
| BELGIUM | 400 | 61 | -84,75 | 13 592 | 1 635 | -87,97 |
| SWEDEN | 0 | 2 900 | - | 0 | 43 000 | - |
| -PERLENGKAPAN OLAHRAGA DA | 5 913 017 | 4 971 365 | -15,93 | 69 029 984 | 74 649 883 | 8,14 |
| JAPAN | 149 816 | 167 678 | 11,92 | 4 361 314 | 5 803 644 | 33,07 |
| HONG KONG | 211 464 | 154 849 | -26,77 | 2 250 535 | 2 064 437 | -8,27 |
| KOREA, REPUBLIC OF | 83 694 | 66 523 | -20,52 | 723 070 | 717 778 | -0,73 |
| TAIWAN | 14 820 | 5 342 | -63,95 | 111 592 | 44 235 | -60,36 |
| CHINA | 54 459 | 84 855 | 55,81 | 1 076 987 | 3 344 772 | 210,57 |
| PAPUA NEW GUINEA | 1 513 | 1 374 | -9,19 | 2 850 | 3 043 | 6,77 |
| THAILAND | 9 131 | 12 896 | 41,23 | 68 104 | 162 456 | 138,54 |
| SINGAPORE | 56 653 | 60 269 | 6,38 | 2 073 080 | 5 122 928 | 147,12 |
| PHILIPPINES | 9 500 | 5 421 | -42,94 | 58 486 | 87 313 | 49,29 |
| MALAYSIA | 118 263 | 65 947 | -44,24 | 400 124 | 446 650 | 11,63 |
| BRUNEI DARUSSALAM | 1 090 | 1 806 | 65,69 | 5 021 | 13 292 | 164,73 |
| VIET NAM | 3 601 | 1 966 | -45,40 | 72 602 | 46 743 | -35,62 |
| MALDIVES | 0 | 8 | - | 0 | 48 | - |
| INDIA | 23 597 | 10 777 | -54,33 | 187 163 | 178 934 | -4,40 |
| PAKISTAN | 23 466 | 36 849 | 57,03 | 181 650 | 278 055 | 53,07 |
| BANGLADESH | 0 | 240 | - | 0 | 9 155 | - |

TABEL 5. PERKEMBANGAN EKSPOR INDONESIA MENURUT KOMODITI DAN NEGARA TUJUAN

| JENIS BARANG | BERAT BERSIH (KG) | | PERUB | NILAI FOB (US \$) | | PERUB |
|----------------------------|-------------------|------------------|--------------|-------------------|-------------------|--------------|
| | JAN-FEB 2012 | JAN-FEB 2013 | % | JAN-FEB 2012 | JAN-FEB 2013 | % |
| (1) | (2) | (3) | (4) | (5) | (6) | (7) |
| SRI LANKA | 9 792 | 19 878 | 103,00 | 12 789 | 16 254 | 27,09 |
| IRAN (ISLAMIC REPUBLIC OF) | 2 695 | 0 | -100,00 | 2 625 | 0 | -100,00 |
| SAUDI ARABIA | 143 592 | 457 | -99,68 | 571 877 | 14 305 | -97,50 |
| ISRAEL | 6 062 | 5 739 | -5,33 | 46 120 | 41 694 | -9,60 |
| KUWAIT | 7 500 | 0 | -100,00 | 30 300 | 0 | -100,00 |
| JORDAN | 161 | 0 | -100,00 | 1 813 | 0 | -100,00 |
| LEBANON | 195 | 20 387 | 10 354,87 | 2 161 | 72 367 | 3 248,77 |
| TURKEY | 13 844 | 2 833 | -79,54 | 111 112 | 26 007 | -76,59 |
| UNITED ARAB EMIRATES | 35 936 | 32 468 | -9,65 | 336 515 | 275 853 | -18,03 |
| CYPRUS | 4 | 43 | 975,00 | 83 | 543 | 554,22 |
| EGYPT | 3 482 | 135 | -96,12 | 26 420 | 4 828 | -81,73 |
| LIBYAN ARAB JAMAHIRIYA | 598 | 0 | -100,00 | 2 595 | 0 | -100,00 |
| MOROCCO | 5 195 | 0 | -100,00 | 58 205 | 0 | -100,00 |
| SUDAN | 0 | 4 541 | - | 0 | 37 302 | - |
| TANZANIA, UNITED REP. OF | 2 440 | 0 | -100,00 | 685 | 0 | -100,00 |
| KENYA | 872 | 0 | -100,00 | 4 000 | 0 | -100,00 |
| TOGO | 2 570 | 0 | -100,00 | 1 597 | 0 | -100,00 |
| ANGOLA | 26 | 0 | -100,00 | 99 | 0 | -100,00 |
| CAMEROON | 300 | 0 | -100,00 | 1 381 | 0 | -100,00 |
| NIGERIA | 0 | 11 120 | - | 0 | 115 041 | - |
| SOUTH AFRICA | 15 248 | 24 220 | 58,84 | 137 772 | 270 632 | 96,43 |
| MAURITIUS | 131 | 222 | 69,47 | 8 680 | 2 254 | -74,03 |
| AUSTRALIA | 134 804 | 175 903 | 30,49 | 1 854 354 | 2 266 676 | 22,24 |
| NEW ZEALAND | 5 434 | 14 279 | 162,77 | 66 460 | 143 372 | 115,73 |
| FIJI | 893 | 0 | -100,00 | 9 780 | 0 | -100,00 |
| EAST TIMOR | 14 901 | 22 934 | 53,91 | 24 242 | 15 643 | -35,47 |
| UNITED STATES | 2 124 948 | 1 588 159 | -25,26 | 24 640 583 | 23 934 606 | -2,87 |
| CANADA | 96 901 | 84 540 | -12,76 | 1 080 313 | 1 092 409 | 1,12 |
| MEXICO | 198 410 | 192 522 | -2,97 | 2 176 768 | 2 297 576 | 5,55 |
| GUATEMALA | 486 | 2 212 | 355,14 | 6 261 | 27 887 | 345,41 |
| PANAMA | 7 712 | 7 959 | 3,20 | 68 330 | 65 228 | -4,54 |
| CHILE | 31 960 | 45 684 | 42,94 | 333 063 | 511 851 | 53,68 |
| VENEZUELA | 16 395 | 0 | -100,00 | 191 094 | 0 | -100,00 |
| ARGENTINA | 4 488 | 15 319 | 241,33 | 36 983 | 153 225 | 314,31 |
| BRAZIL | 211 896 | 126 844 | -40,14 | 2 079 819 | 1 440 470 | -30,74 |
| COLOMBIA | 4 252 | 11 675 | 174,58 | 60 646 | 146 255 | 141,16 |
| ECUADOR | 2 716 | 0 | -100,00 | 26 801 | 0 | -100,00 |
| PERU | 48 873 | 50 620 | 3,57 | 531 089 | 562 601 | 5,93 |
| FRENCH POLYNESIA | 76 | 38 | -50,00 | 2 010 | 751 | -62,64 |
| SAINT KITTS AND NEVIS | 60 | 0 | -100,00 | 1 389 | 0 | -100,00 |
| UNITED KINGDOM | 542 503 | 563 335 | 3,84 | 5 901 371 | 6 690 744 | 13,38 |
| NETHERLANDS | 245 758 | 125 486 | -48,94 | 2 854 935 | 1 469 778 | -48,52 |
| FRANCE | 319 012 | 166 927 | -47,67 | 3 878 970 | 2 140 550 | -44,82 |
| GERMANY, FED. REP. OF | 167 660 | 272 807 | 62,71 | 2 426 052 | 3 996 893 | 64,75 |
| AUSTRIA | 2 418 | 6 434 | 166,09 | 25 421 | 105 475 | 314,91 |
| BELGIUM | 65 626 | 46 609 | -28,98 | 467 904 | 402 427 | -13,99 |
| SWITZERLAND | 13 257 | 8 074 | -39,10 | 392 050 | 187 164 | -52,26 |
| DENMARK | 23 993 | 35 921 | 49,71 | 385 817 | 687 183 | 78,11 |
| NORWAY | 1 612 | 1 397 | -13,34 | 19 481 | 23 481 | 20,53 |
| SWEDEN | 31 275 | 25 431 | -18,69 | 186 414 | 337 688 | 81,15 |
| FINLAND | 320 | 5 588 | 1 646,25 | 7 216 | 83 690 | 1 059,78 |
| IRELAND | 11 708 | 594 | -94,93 | 120 231 | 10 348 | -91,39 |
| ITALY | 150 217 | 252 335 | 67,98 | 1 837 164 | 2 574 899 | 40,16 |
| SPAIN | 32 418 | 46 733 | 44,16 | 437 979 | 590 733 | 34,88 |
| GREECE | 79 679 | 54 697 | -31,35 | 863 435 | 610 002 | -29,35 |
| HUNGARY | 13 572 | 5 238 | -61,41 | 102 801 | 67 487 | -34,35 |
| POLAND | 2 831 | 7 553 | 166,80 | 31 641 | 115 851 | 266,14 |
| ROMANIA | 0 | 807 | - | 0 | 7 174 | - |
| BELARUS | 0 | 1 | - | 0 | 2 | - |
| UKRAINE | 3 191 | 1 573 | -50,71 | 41 602 | 32 987 | -20,71 |
| LITHUANIA | 1 758 | 5 312 | 202,16 | 18 248 | 63 610 | 248,59 |
| LATVIA | 90 029 | 26 774 | -70,26 | 793 547 | 318 669 | -59,84 |
| ESTONIA | 3 777 | 0 | -100,00 | 51 394 | 0 | -100,00 |
| CROATIA | 18 | 0 | -100,00 | 71 | 0 | -100,00 |
| SLOVAKIA | 3 871 | 0 | -100,00 | 46 558 | 0 | -100,00 |
| SLOVENIA | 3 770 | 0 | -100,00 | 43 452 | 0 | -100,00 |
| CZECH REPUBLIC | 87 189 | 77 000 | -11,69 | 977 414 | 946 083 | -3,21 |
| RUSSIA FEDERATION | 98 640 | 97 208 | -1,45 | 999 424 | 1 327 852 | 32,86 |
| -PENA DAN PENSIL | 2 420 425 | 2 670 117 | 10,32 | 14 667 620 | 16 178 584 | 10,30 |
| JAPAN | 18 479 | 44 182 | 139,09 | 276 222 | 541 268 | 95,95 |
| HONG KONG | 21 471 | 15 349 | -28,51 | 255 908 | 165 366 | -35,38 |
| KOREA, REPUBLIC OF | 22 854 | 9 750 | -57,34 | 254 399 | 121 248 | -52,34 |
| TAIWAN | 17 891 | 10 832 | -39,46 | 213 496 | 147 380 | -30,97 |
| CHINA | 21 381 | 13 549 | -36,63 | 288 930 | 247 604 | -14,30 |
| PAPUA NEW GUINEA | 0 | 2 | - | 0 | 8 467 | - |
| THAILAND | 29 143 | 67 922 | 133,06 | 367 002 | 741 466 | 102,03 |

TABEL 5. PERKEMBANGAN EKSPOR INDONESIA MENURUT KOMODITI DAN NEGARA TUJUAN

| JENIS BARANG | BERAT BERSIH (KG) | | PERUB | NILAI FOB (US \$) | | PERUB |
|--------------------------------------|-------------------|------------------|---------------|-------------------|-------------------|---------------|
| | JAN-FEB 2012 | JAN-FEB 2013 | % | JAN-FEB 2012 | JAN-FEB 2013 | % |
| (1) | (2) | (3) | (4) | (5) | (6) | (7) |
| SINGAPORE | 23 084 | 24 086 | 4,34 | 321 943 | 368 402 | 14,43 |
| PHILIPPINES | 84 976 | 120 445 | 41,74 | 867 324 | 1 260 352 | 45,32 |
| MALAYSIA | 64 914 | 51 225 | -21,09 | 737 028 | 602 766 | -18,22 |
| CAMBODIA | 0 | 1 420 | - | 0 | 10 962 | - |
| VIET NAM | 31 721 | 18 285 | -42,36 | 128 360 | 130 640 | 1,78 |
| MALDIVES | 2 482 | 0 | -100,00 | 27 238 | 0 | -100,00 |
| INDIA | 3 138 | 6 376 | 103,19 | 54 917 | 114 277 | 108,09 |
| PAKISTAN | 9 227 | 0 | -100,00 | 81 851 | 0 | -100,00 |
| BANGLADESH | 31 182 | 22 994 | -26,26 | 295 803 | 240 432 | -18,72 |
| IRAN (ISLAMIC REPUBLIC OF) | 7 290 | 15 866 | 117,64 | 67 914 | 183 310 | 169,91 |
| SAUDI ARABIA | 0 | 11 359 | - | 0 | 142 723 | - |
| ISRAEL | 437 | 0 | -100,00 | 7 601 | 0 | -100,00 |
| KUWAIT | 6 219 | 14 420 | 131,87 | 82 005 | 170 024 | 107,33 |
| JORDAN | 0 | 42 | - | 0 | 717 | - |
| LEBANON | 0 | 9 379 | - | 0 | 63 791 | - |
| OMAN | 8 994 | 9 185 | 2,12 | 109 868 | 109 272 | -0,54 |
| TURKEY | 70 410 | 97 965 | 39,14 | 457 169 | 714 530 | 56,29 |
| UNITED ARAB EMIRATES | 12 440 | 28 697 | 130,68 | 137 980 | 371 833 | 169,48 |
| BAHRAIN | 8 779 | 0 | -100,00 | 106 513 | 0 | -100,00 |
| EGYPT | 0 | 85 153 | - | 0 | 796 696 | - |
| MOROCCO | 17 621 | 12 703 | -27,91 | 183 289 | 141 667 | -22,71 |
| ALGERIA | 0 | 3 | - | 0 | 2 | - |
| SOUTH AFRICA | 3 965 | 0 | -100,00 | 38 547 | 0 | -100,00 |
| AUSTRALIA | 84 191 | 123 432 | 46,61 | 600 751 | 659 517 | 9,78 |
| NEW ZEALAND | 12 623 | 9 494 | -24,79 | 76 509 | 57 571 | -24,75 |
| EAST TIMOR | 28 121 | 13 767 | -51,04 | 47 931 | 25 334 | -47,14 |
| UNITED STATES | 1 271 538 | 1 280 603 | 0,71 | 4 298 637 | 4 097 781 | -4,67 |
| CANADA | 97 032 | 108 841 | 12,17 | 270 838 | 273 105 | 0,84 |
| MEXICO | 220 243 | 148 761 | -32,46 | 2 123 772 | 1 274 305 | -40,00 |
| VENEZUELA | 2 308 | 21 918 | 849,65 | 21 883 | 147 867 | 575,72 |
| COLOMBIA | 24 191 | 12 373 | -48,85 | 222 130 | 109 581 | -50,67 |
| ECUADOR | 237 | 0 | -100,00 | 3 774 | 0 | -100,00 |
| PERU | 0 | 1 119 | - | 0 | 7 844 | - |
| PUERTO RICO | 6 936 | 0 | -100,00 | 74 244 | 0 | -100,00 |
| UNITED KINGDOM | 5 158 | 21 204 | 311,09 | 56 595 | 96 059 | 69,73 |
| NETHERLANDS | 29 944 | 35 395 | 18,20 | 280 690 | 418 517 | 49,10 |
| FRANCE | 9 752 | 52 432 | 437,65 | 82 062 | 181 683 | 121,40 |
| GERMANY, FED. REP. OF | 74 827 | 113 163 | 51,23 | 694 980 | 984 973 | 41,73 |
| BELGIUM | 4 585 | 46 | -99,00 | 42 117 | 56 | -99,87 |
| DENMARK | 0 | 4 335 | - | 0 | 48 139 | - |
| NORWAY | 0 | 3 279 | - | 0 | 34 601 | - |
| SWEDEN | 5 095 | 603 | -88,16 | 59 020 | 7 245 | -87,72 |
| FINLAND | 0 | 90 | - | 0 | 2 274 | - |
| IRELAND | 10 765 | 11 511 | 6,93 | 160 141 | 187 287 | 16,95 |
| ITALY | 3 547 | 965 | -72,79 | 57 113 | 12 144 | -78,74 |
| SPAIN | 9 506 | 13 671 | 43,81 | 104 378 | 142 435 | 36,46 |
| GEORGIA | 0 | 69 | - | 0 | 1 204 | - |
| CZECH REPUBLIC | 1 593 | 1 857 | 16,57 | 28 693 | 13 867 | -51,67 |
| RUSSIA FEDERATION | 135 | 0 | -100,00 | 55 | 0 | -100,00 |
| -BATU SEMI PERMATA | 1 | 3 | 200,00 | 25 | 79 | 216,00 |
| AUSTRALIA | 0 | 2 | - | 0 | 76 | - |
| UNITED STATES | 1 | 1 | 0,00 | 25 | 3 | -88,00 |
| -KOPER, TAS, DOMPET PLASTIK/T | 1 930 094 | 2 052 232 | 6,33 | 19 985 764 | 18 356 136 | -8,15 |
| JAPAN | 180 737 | 199 523 | 10,39 | 1 998 330 | 1 737 697 | -13,04 |
| HONG KONG | 36 227 | 31 945 | -11,82 | 742 351 | 648 570 | -12,63 |
| KOREA, REPUBLIC OF | 139 784 | 66 986 | -52,08 | 879 252 | 572 119 | -34,93 |
| TAIWAN | 11 449 | 9 073 | -20,75 | 73 422 | 49 728 | -32,27 |
| CHINA | 37 086 | 63 655 | 71,64 | 377 551 | 774 063 | 105,02 |
| MACAU | 0 | 147 | - | 0 | 4 517 | - |
| THAILAND | 9 885 | 9 213 | -6,80 | 75 571 | 74 258 | -1,74 |
| SINGAPORE | 51 255 | 25 099 | -51,03 | 821 831 | 550 189 | -33,05 |
| PHILIPPINES | 35 370 | 46 776 | 32,25 | 390 630 | 473 529 | 21,22 |
| MALAYSIA | 35 958 | 33 465 | -6,93 | 436 757 | 329 904 | -24,47 |
| MYANMAR | 0 | 820 | - | 0 | 5 033 | - |
| CAMBODIA | 65 | 0 | -100,00 | 2 623 | 0 | -100,00 |
| BRUNEI DARUSSALAM | 223 | 274 | 22,87 | 1 389 | 1 476 | 6,26 |
| VIET NAM | 3 367 | 4 051 | 20,31 | 49 577 | 54 710 | 10,35 |
| MALDIVES | 125 | 57 | -54,40 | 273 | 7 630 | 2 694,87 |
| INDIA | 24 670 | 19 365 | -21,50 | 183 645 | 73 987 | -59,71 |
| PAKISTAN | 276 | 0 | -100,00 | 4 642 | 0 | -100,00 |
| BANGLADESH | 2 940 | 0 | -100,00 | 7 080 | 0 | -100,00 |
| SRI LANKA | 8 872 | 5 | -99,94 | 17 127 | 162 | -99,05 |
| SAUDI ARABIA | 18 823 | 8 582 | -54,41 | 112 665 | 63 777 | -43,39 |
| ISRAEL | 1 067 | 9 172 | 759,61 | 11 262 | 132 717 | 1 078,45 |
| JORDAN | 127 | 0 | -100,00 | 5 973 | 0 | -100,00 |

TABEL 5. PERKEMBANGAN EKSPOR INDONESIA MENURUT KOMODITI DAN NEGARA TUJUAN

| JENIS BARANG | BERAT BERSIH (KG) | | PERUB | NILAI FOB (US \$) | | PERUB |
|---------------------------------|-------------------|---------------|--------------|-------------------|--------------------|-----------------|
| | JAN-FEB 2012 | JAN-FEB 2013 | % | JAN-FEB 2012 | JAN-FEB 2013 | % |
| (1) | (2) | (3) | (4) | (5) | (6) | (7) |
| YEMEN | 0 | 143 | - | 0 | 450 | - |
| TURKEY | 1 397 | 0 | -100,00 | 22 860 | 0 | -100,00 |
| UNITED ARAB EMIRATES | 50 217 | 57 409 | 14,32 | 334 530 | 396 521 | 18,53 |
| MOROCCO | 3 639 | 7 308 | 100,82 | 50 612 | 77 218 | 52,57 |
| ALGERIA | 1 376 | 0 | -100,00 | 5 350 | 0 | -100,00 |
| KENYA | 0 | 625 | - | 0 | 6 980 | - |
| REUNION | 2 | 0 | -100,00 | 87 | 0 | -100,00 |
| MAURITANIA | 0 | 10 | - | 0 | 137 | - |
| UGANDA | 0 | 8 | - | 0 | 3 | - |
| SOUTH AFRICA | 58 969 | 55 314 | -6,20 | 246 380 | 325 708 | 32,20 |
| ZIMBABWE | 0 | 880 | - | 0 | 2 416 | - |
| MAURITIUS | 1 | 1 | 0,00 | 22 | 1 041 | 4 631,82 |
| VIRGIN ISLANDS (BRITISH) | 30 | 0 | -100,00 | 1 008 | 0 | -100,00 |
| AUSTRALIA | 32 646 | 35 690 | 9,32 | 350 214 | 253 025 | -27,75 |
| NEW ZEALAND | 6 827 | 9 405 | 37,76 | 27 289 | 37 210 | 36,36 |
| GUAM | 171 | 353 | 106,43 | 3 660 | 3 374 | -7,81 |
| NEW CALEDONIA | 32 | 392 | 1 125,00 | 415 | 4 137 | 896,87 |
| VANUATU | 0 | 40 | - | 0 | 246 | - |
| FIJI | 48 | 0 | -100,00 | 749 | 0 | -100,00 |
| EAST TIMOR | 8 139 | 5 693 | -30,05 | 4 390 | 6 447 | 46,86 |
| UNITED STATES | 464 019 | 563 469 | 21,43 | 6 770 104 | 6 506 137 | -3,90 |
| CANADA | 35 000 | 16 857 | -51,84 | 389 631 | 196 643 | -49,53 |
| MEXICO | 49 483 | 57 905 | 17,02 | 309 549 | 198 983 | -35,72 |
| PANAMA | 10 805 | 4 148 | -61,61 | 75 151 | 15 589 | -79,26 |
| CHILE | 16 654 | 17 217 | 3,38 | 94 292 | 63 992 | -32,13 |
| ARGENTINA | 16 | 16 807 | 104 943,75 | 95 | 140 136 | 147 411,58 |
| BRAZIL | 27 018 | 38 038 | 40,79 | 117 419 | 188 259 | 60,33 |
| COLOMBIA | 0 | 200 | - | 0 | 690 | - |
| URUGUAY | 1 351 | 3 686 | 172,83 | 6 056 | 32 344 | 434,08 |
| PARAGUAY | 14 | 3 | -78,57 | 82 | 27 | -67,07 |
| PERU | 6 936 | 5 642 | -18,66 | 38 633 | 22 518 | -41,71 |
| DOMINICAN REPUBLIC | 203 | 0 | -100,00 | 197 | 0 | -100,00 |
| BARBADOS | 8 | 35 | 337,50 | 342 | 1 841 | 438,30 |
| BERMUDA | 256 | 90 | -64,84 | 3 072 | 805 | -73,80 |
| FRENCH POLYNESIA | 2 | 162 | 8 000,00 | 31 | 1 233 | 3 877,42 |
| NETHERLANDS ANTILLES | 0 | 25 | - | 0 | 410 | - |
| GUADELOUPE | 0 | 10 | - | 0 | 11 | - |
| UNITED KINGDOM | 49 664 | 59 953 | 20,72 | 391 866 | 479 314 | 22,32 |
| NETHERLANDS | 17 146 | 8 716 | -49,17 | 361 477 | 268 188 | -25,81 |
| FRANCE | 11 591 | 12 471 | 7,59 | 196 939 | 197 594 | 0,33 |
| GERMANY, FED. REP. OF | 63 123 | 81 949 | 29,82 | 505 070 | 669 872 | 32,63 |
| AUSTRIA | 1 | 0 | -100,00 | 6 | 0 | -100,00 |
| BELGIUM | 251 471 | 320 144 | 27,31 | 800 690 | 1 017 297 | 27,05 |
| SWITZERLAND | 2 475 | 541 | -78,14 | 17 378 | 8 399 | -51,67 |
| MONACO | 662 | 0 | -100,00 | 13 295 | 0 | -100,00 |
| NORWAY | 588 | 39 608 | 6 636,05 | 4 712 | 98 482 | 1 990,03 |
| SWEDEN | 799 | 5 776 | 622,90 | 34 636 | 81 632 | 135,69 |
| FINLAND | 919 | 0 | -100,00 | 8 476 | 0 | -100,00 |
| IRELAND | 10 | 1 267 | 12 570,00 | 176 | 12 610 | 7 064,77 |
| ITALY | 119 604 | 39 044 | -67,36 | 2 377 936 | 1 070 451 | -54,98 |
| SPAIN | 10 272 | 26 558 | 158,55 | 86 090 | 137 246 | 59,42 |
| PORTUGAL | 350 | 555 | 58,57 | 1 969 | 3 304 | 67,80 |
| GREECE | 2 359 | 313 | -86,73 | 11 746 | 4 705 | -59,94 |
| HUNGARY | 663 | 670 | 1,06 | 2 705 | 3 119 | 15,30 |
| POLAND | 1 841 | 1 200 | -34,82 | 7 442 | 3 773 | -49,30 |
| ROMANIA | 190 | 0 | -100,00 | 775 | 0 | -100,00 |
| UKRAINE | 81 | 1 448 | 1 687,65 | 2 431 | 21 424 | 781,28 |
| ESTONIA | 14 | 0 | -100,00 | 112 | 0 | -100,00 |
| CROATIA | 0 | 26 | - | 0 | 149 | - |
| SLOVAKIA | 3 848 | 2 175 | -43,48 | 13 337 | 7 255 | -45,60 |
| CZECH REPUBLIC | 35 | 4 | -88,57 | 317 | 76 | -76,03 |
| RUSSIA FEDERATION | 18 823 | 24 041 | 27,72 | 102 012 | 232 649 | 128,06 |
| -BARANG DARI LOGAM MULIA | 20 080 | 32 787 | 63,28 | 22 419 498 | 353 217 663 | 1 475,49 |
| JAPAN | 714 | 51 | -92,86 | 437 387 | 240 730 | -44,96 |
| HONG KONG | 814 | 2 815 | 245,82 | 3 539 220 | 51 312 026 | 1 349,81 |
| KOREA, REPUBLIC OF | 41 | 146 | 256,10 | 41 006 | 175 836 | 328,81 |
| TAIWAN | 0 | 1 781 | - | 0 | 73 682 632 | - |
| CHINA | 658 | 1 476 | 124,32 | 98 177 | 3 618 695 | 3 585,89 |
| THAILAND | 903 | 564 | -37,54 | 2 205 626 | 730 965 | -66,86 |
| SINGAPORE | 4 466 | 6 627 | 48,39 | 2 485 514 | 23 100 393 | 829,40 |
| MALAYSIA | 10 | 1 | -90,00 | 433 838 | 21 652 | -95,01 |
| BRUNEI DARUSSALAM | 0 | 3 | - | 0 | 14 056 | - |
| MALDIVES | 0 | 2 | - | 0 | 627 | - |
| INDIA | 0 | 11 | - | 0 | 334 522 | - |
| TURKEY | 88 | 22 | -75,00 | 85 785 | 559 141 | 551,79 |
| UNITED ARAB EMIRATES | 16 | 1 481 | 9 156,25 | 722 877 | 53 125 804 | 7 249,22 |

TABEL 5. PERKEMBANGAN EKSPOR INDONESIA MENURUT KOMODITI DAN NEGARA TUJUAN

| JENIS BARANG | BERAT BERSIH (KG) | | PERUB | NILAI FOB (US \$) | | PERUB |
|--------------------------------|-------------------|------------------|---------------|-------------------|-------------------|---------------|
| | JAN-FEB 2012 | JAN-FEB 2013 | % | JAN-FEB 2012 | JAN-FEB 2013 | % |
| (1) | (2) | (3) | (4) | (5) | (6) | (7) |
| CYPRUS | 20 | 0 | -100,00 | 27 236 | 0 | -100,00 |
| SOUTH AFRICA | 0 | 4 407 | - | 0 | 120 796 792 | - |
| AUSTRALIA | 496 | 153 | -69,15 | 101 712 | 202 166 | 98,76 |
| NEW ZEALAND | 41 | 32 | -21,95 | 16 552 | 20 286 | 22,56 |
| NEW CALEDONIA | 75 | 0 | -100,00 | 108 | 0 | -100,00 |
| UNITED STATES | 7 916 | 5 688 | -28,15 | 8 361 263 | 20 472 888 | 144,85 |
| CANADA | 8 | 152 | 1 800,00 | 69 817 | 47 740 | -31,62 |
| MEXICO | 800 | 0 | -100,00 | 2 580 | 0 | -100,00 |
| PUERTO RICO | 0 | 10 | - | 0 | 4 781 | - |
| DOMINICAN REPUBLIC | 0 | 50 | - | 0 | 51 288 | - |
| COSTA RICA | 100 | 0 | -100,00 | 58 | 0 | -100,00 |
| GUADELOUPE | 450 | 0 | -100,00 | 1 138 | 0 | -100,00 |
| UNITED KINGDOM | 101 | 2 774 | 2 646,53 | 118 714 | 287 307 | 142,02 |
| NETHERLANDS | 732 | 1 208 | 65,03 | 1 094 128 | 968 043 | -11,52 |
| FRANCE | 940 | 885 | -5,85 | 19 640 | 1 459 | -92,57 |
| GERMANY, FED. REP. OF | 350 | 1 370 | 291,43 | 264 247 | 2 208 429 | 735,74 |
| AUSTRIA | 0 | 1 | - | 0 | 25 241 | - |
| BELGIUM | 49 | 63 | 28,57 | 75 311 | 34 697 | -53,93 |
| SWITZERLAND | 23 | 20 | -13,04 | 28 548 | 18 484 | -35,25 |
| DENMARK | 20 | 62 | 210,00 | 73 287 | 73 616 | 0,45 |
| FINLAND | 0 | 53 | - | 0 | 1 426 | - |
| ITALY | 249 | 82 | -67,07 | 2 115 729 | 1 013 225 | -52,11 |
| SPAIN | 0 | 785 | - | 0 | 36 778 | - |
| PORTUGAL | 0 | 3 | - | 0 | 5 895 | - |
| POLAND | 0 | 9 | - | 0 | 30 043 | - |
| -PETI KEMAS | 992 149 | 688 619 | -30,59 | 3 160 399 | 2 165 644 | -31,48 |
| JAPAN | 500 | 0 | -100,00 | 9 141 | 0 | -100,00 |
| CHINA | 24 000 | 0 | -100,00 | 110 000 | 0 | -100,00 |
| THAILAND | 161 000 | 0 | -100,00 | 133 000 | 0 | -100,00 |
| SINGAPORE | 656 432 | 620 993 | -5,40 | 1 162 291 | 1 863 422 | 60,32 |
| MALAYSIA | 24 996 | 2 350 | -90,60 | 106 100 | 3 000 | -97,17 |
| MYANMAR | 18 000 | 58 066 | 222,59 | 1 026 537 | 261 094 | -74,57 |
| INDIA | 67 830 | 3 440 | -94,93 | 527 140 | 25 000 | -95,26 |
| TURKEY | 24 000 | 0 | -100,00 | 20 000 | 0 | -100,00 |
| KENYA | 0 | 3 770 | - | 0 | 13 128 | - |
| UGANDA | 3 000 | 0 | -100,00 | 45 320 | 0 | -100,00 |
| SOUTH AFRICA | 398 | 0 | -100,00 | 300 | 0 | -100,00 |
| AUSTRALIA | 4 100 | 0 | -100,00 | 10 320 | 0 | -100,00 |
| FRANCE | 7 893 | 0 | -100,00 | 10 250 | 0 | -100,00 |
| -KOMPUTER DAN BAGIANNYA | 2 728 727 | 3 435 411 | 25,90 | 81 657 686 | 92 275 384 | 13,00 |
| JAPAN | 181 839 | 123 959 | -31,83 | 6 587 588 | 3 602 252 | -45,32 |
| HONG KONG | 112 665 | 72 636 | -35,53 | 2 487 249 | 1 216 060 | -51,11 |
| KOREA, REPUBLIC OF | 6 666 | 3 904 | -41,43 | 136 881 | 263 322 | 92,37 |
| TAIWAN | 18 163 | 15 869 | -12,63 | 229 213 | 721 002 | 214,56 |
| CHINA | 241 396 | 364 518 | 51,00 | 2 997 484 | 7 667 583 | 155,80 |
| MACAU | 0 | 1 850 | - | 0 | 3 767 | - |
| PAPUA NEW GUINEA | 6 067 | 277 | -95,43 | 15 429 | 42 688 | 176,67 |
| THAILAND | 121 099 | 84 913 | -29,88 | 4 508 467 | 2 219 812 | -50,76 |
| SINGAPORE | 1 182 026 | 1 424 734 | 20,53 | 38 820 803 | 46 471 851 | 19,71 |
| PHILIPPINES | 30 829 | 87 895 | 185,10 | 1 026 178 | 1 331 094 | 29,71 |
| MALAYSIA | 22 719 | 45 560 | 100,54 | 1 400 445 | 1 279 783 | -8,62 |
| MYANMAR | 0 | 40 | - | 0 | 1 510 | - |
| BRUNEI DARUSSALAM | 322 | 0 | -100,00 | 16 500 | 0 | -100,00 |
| VIET NAM | 33 608 | 18 689 | -44,39 | 1 133 850 | 621 806 | -45,16 |
| INDIA | 41 109 | 341 068 | 729,67 | 1 459 479 | 7 150 135 | 389,91 |
| BANGLADESH | 12 592 | 879 | -93,02 | 303 963 | 53 564 | -82,38 |
| SRI LANKA | 24 612 | 44 | -99,82 | 882 120 | 10 100 | -98,86 |
| IRAN (ISLAMIC REPUBLIC OF) | 0 | 800 | - | 0 | 11 100 | - |
| JORDAN | 657 | 955 | 45,36 | 3 870 | 4 160 | 7,49 |
| LEBANON | 3 931 | 0 | -100,00 | 158 524 | 0 | -100,00 |
| TURKEY | 8 213 | 0 | -100,00 | 97 356 | 0 | -100,00 |
| UNITED ARAB EMIRATES | 91 788 | 136 422 | 48,63 | 3 162 985 | 3 017 255 | -4,61 |
| QATAR | 3 | 11 536 | 384 433,33 | 800 | 350 506 | 43 713,25 |
| EGYPT | 2 264 | 0 | -100,00 | 79 889 | 0 | -100,00 |
| LIBYAN ARAB JAMAHIRIYA | 5 579 | 4 042 | -27,55 | 207 761 | 143 923 | -30,73 |
| TUNISIA | 4 | 0 | -100,00 | 800 | 0 | -100,00 |
| ALGERIA | 2 584 | 2 435 | -5,77 | 92 629 | 82 214 | -11,24 |
| TOGO | 20 | 30 | 50,00 | 206 | 168 | -18,45 |
| CONGO | 0 | 1 | - | 0 | 42 | - |
| NIGERIA | 76 523 | 113 335 | 48,11 | 3 149 712 | 3 921 285 | 24,50 |
| SOUTH AFRICA | 25 416 | 0 | -100,00 | 936 424 | 0 | -100,00 |
| MAURITIUS | 1 134 | 0 | -100,00 | 42 220 | 0 | -100,00 |
| AUSTRALIA | 54 385 | 450 | -99,17 | 2 015 737 | 5 810 | -99,71 |
| NEW ZEALAND | 4 037 | 6 750 | 67,20 | 133 673 | 39 800 | -70,23 |
| PALAU | 1 | 0 | -100,00 | 100 | 0 | -100,00 |

TABEL 5. PERKEMBANGAN EKSPOR INDONESIA MENURUT KOMODITI DAN NEGARA TUJUAN

| JENIS BARANG | BERAT BERSIH (KG) | | PERUB | NILAI FOB (US \$) | | PERUB |
|-----------------------------------|-------------------|-------------------|--------------|--------------------|--------------------|--------------|
| | JAN-FEB 2012 | JAN-FEB 2013 | % | JAN-FEB 2012 | JAN-FEB 2013 | % |
| (1) | (2) | (3) | (4) | (5) | (6) | (7) |
| VANUATU | 35 | 0 | -100,00 | 300 | 0 | -100,00 |
| EAST TIMOR | 19 168 | 35 100 | 83,12 | 94 806 | 107 810 | 13,72 |
| UNITED STATES | 252 284 | 280 894 | 11,34 | 5 256 930 | 6 549 129 | 24,58 |
| CANADA | 618 | 48 | -92,23 | 152 018 | 24 000 | -84,21 |
| MEXICO | 18 065 | 5 322 | -70,54 | 277 340 | 77 556 | -72,04 |
| CHILE | 0 | 897 | - | 0 | 47 847 | - |
| ARGENTINA | 0 | 2 916 | - | 0 | 38 997 | - |
| BRAZIL | 0 | 4 088 | - | 0 | 77 910 | - |
| COLOMBIA | 0 | 6 950 | - | 0 | 84 043 | - |
| PERU | 0 | 5 791 | - | 0 | 122 936 | - |
| UNITED KINGDOM | 23 005 | 28 254 | 22,82 | 693 496 | 927 404 | 33,73 |
| NETHERLANDS | 9 521 | 32 670 | 243,14 | 214 635 | 789 006 | 267,60 |
| FRANCE | 34 | 83 | 144,12 | 3 374 | 4 326 | 28,22 |
| GERMANY, FED. REP. OF | 86 709 | 151 693 | 74,94 | 1 600 848 | 2 395 905 | 49,66 |
| AUSTRIA | 252 | 562 | 123,02 | 16 971 | 30 178 | 77,82 |
| BELGIUM | 176 | 10 | -94,32 | 8 749 | 69 | -99,21 |
| SWITZERLAND | 57 | 71 | 24,56 | 5 573 | 12 943 | 132,24 |
| DENMARK | 240 | 181 | -24,58 | 13 824 | 8 353 | -39,58 |
| FINLAND | 0 | 13 697 | - | 0 | 179 738 | - |
| IRELAND | 1 282 | 590 | -53,98 | 906 310 | 428 235 | -52,75 |
| SPAIN | 14 | 2 | -85,71 | 2 000 | 70 | -96,50 |
| PORTUGAL | 0 | 75 | - | 0 | 1 005 | - |
| POLAND | 4 990 | 1 629 | -67,35 | 319 132 | 135 287 | -57,61 |
| ROMANIA | 26 | 297 | 1 042,31 | 3 045 | 45 | -98,52 |
| -KENDARAAN BERMOTOR RODA : | 1 975 019 | 1 908 548 | -3,37 | 19 451 159 | 17 552 884 | -9,76 |
| JAPAN | 9 970 | 12 350 | 23,87 | 153 828 | 198 412 | 28,98 |
| HONG KONG | 0 | 125 | - | 0 | 500 | - |
| TAIWAN | 0 | 152 | - | 0 | 400 | - |
| CHINA | 0 | 403 | - | 0 | 6 280 | - |
| PAPUA NEW GUINEA | 0 | 2 392 | - | 0 | 46 710 | - |
| THAILAND | 271 211 | 10 647 | -96,07 | 2 360 477 | 94 605 | -95,99 |
| SINGAPORE | 0 | 61 361 | - | 0 | 691 526 | - |
| PHILIPPINES | 669 284 | 662 023 | -1,08 | 7 506 135 | 6 379 479 | -15,01 |
| MALAYSIA | 165 740 | 34 032 | -79,47 | 1 913 609 | 297 399 | -84,46 |
| MYANMAR | 98 | 0 | -100,00 | 1 397 | 0 | -100,00 |
| CAMBODIA | 22 140 | 117 800 | 432,07 | 222 000 | 1 069 410 | 381,72 |
| BRUNEI DARUSSALAM | 0 | 180 | - | 0 | 1 230 | - |
| VIET NAM | 3 430 | 510 511 | 14 783,70 | 63 812 | 5 133 170 | 7 944,21 |
| MALDIVES | 0 | 12 317 | - | 0 | 109 095 | - |
| INDIA | 0 | 840 | - | 0 | 14 718 | - |
| PAKISTAN | 16 069 | 24 399 | 51,84 | 139 543 | 230 360 | 65,08 |
| IRAN (ISLAMIC REPUBLIC OF) | 55 528 | 81 404 | 46,60 | 443 750 | 631 500 | 42,31 |
| TURKEY | 0 | 120 | - | 0 | 750 | - |
| UNITED ARAB EMIRATES | 0 | 36 | - | 0 | 500 | - |
| BAHRAIN | 60 | 0 | -100,00 | 850 | 0 | -100,00 |
| TANZANIA, UNITED REP. OF | 1 660 | 22 944 | 1 282,17 | 5 333 | 41 450 | 677,24 |
| TOGO | 195 868 | 96 500 | -50,73 | 1 856 370 | 703 933 | -62,08 |
| GHANA | 12 812 | 0 | -100,00 | 184 164 | 0 | -100,00 |
| GUINEA | 17 402 | 0 | -100,00 | 117 040 | 0 | -100,00 |
| ANGOLA | 22 760 | 0 | -100,00 | 213 180 | 0 | -100,00 |
| CONGO | 500 | 0 | -100,00 | 3 708 | 0 | -100,00 |
| COTE D'IVOIRE | 52 206 | 0 | -100,00 | 353 920 | 0 | -100,00 |
| SENEGAL | 3 881 | 125 | -96,78 | 1 200 | 1 055 | -12,08 |
| BURKINA FASO | 17 402 | 9 312 | -46,49 | 124 600 | 81 888 | -34,28 |
| NIGER | 34 804 | 0 | -100,00 | 234 080 | 0 | -100,00 |
| MAURITIUS | 620 | 0 | -100,00 | 10 197 | 0 | -100,00 |
| AUSTRALIA | 1 025 | 1 615 | 57,56 | 6 560 | 8 111 | 23,64 |
| NEW CALEDONIA | 140 | 210 | 50,00 | 892 | 921 | 3,25 |
| COOK ISLANDS | 2 328 | 0 | -100,00 | 20 880 | 0 | -100,00 |
| EAST TIMOR | 205 476 | 241 521 | 17,54 | 1 638 409 | 1 783 923 | 8,88 |
| UNITED STATES | 0 | 1 050 | - | 0 | 9 010 | - |
| COLOMBIA | 167 370 | 0 | -100,00 | 1 651 000 | 0 | -100,00 |
| NETHERLANDS | 375 | 0 | -100,00 | 1 700 | 0 | -100,00 |
| FRANCE | 3 467 | 2 300 | -33,66 | 4 880 | 7 318 | 49,96 |
| GERMANY, FED. REP. OF | 700 | 283 | -59,57 | 6 269 | 3 056 | -51,25 |
| BELGIUM | 0 | 203 | - | 0 | 2 134 | - |
| SWITZERLAND | 125 | 500 | 300,00 | 800 | 1 500 | 87,50 |
| DENMARK | 0 | 148 | - | 0 | 1 230 | - |
| SPAIN | 0 | 745 | - | 0 | 1 311 | - |
| GREECE | 19 968 | 0 | -100,00 | 208 680 | 0 | -100,00 |
| SLOVENIA | 600 | 0 | -100,00 | 1 896 | 0 | -100,00 |
| -KENDARAAN BERMOTOR RODA : | 42 565 601 | 50 547 316 | 18,75 | 416 863 927 | 453 643 245 | 8,82 |
| JAPAN | 2 639 970 | 2 425 069 | -8,14 | 31 444 842 | 23 328 013 | -25,81 |
| HONG KONG | 202 | 0 | -100,00 | 2 200 | 0 | -100,00 |
| TAIWAN | 165 690 | 561 960 | 239,16 | 1 240 257 | 3 612 670 | 191,28 |

TABEL 5. PERKEMBANGAN EKSPOR INDONESIA MENURUT KOMODITI DAN NEGARA TUJUAN

| JENIS BARANG | BERAT BERSIH (KG) | | PERUB | NILAI FOB (US \$) | | PERUB |
|------------------------|-------------------|--------------|----------|-------------------|--------------|----------|
| | JAN-FEB 2012 | JAN-FEB 2013 | % | JAN-FEB 2012 | JAN-FEB 2013 | % |
| | (1) | (2) | (3) | (4) | (5) | (6) |
| CHINA | 4 500 | 2 477 | -44,96 | 38 672 | 30 765 | -20,45 |
| PAPUA NEW GUINEA | 52 725 | 153 055 | 190,29 | 419 974 | 1 001 620 | 138,50 |
| THAILAND | 9 686 872 | 10 748 610 | 10,96 | 101 709 197 | 122 595 733 | 20,54 |
| SINGAPORE | 73 249 | 1 985 505 | 2 610,62 | 607 651 | 2 893 101 | 376,11 |
| PHILIPPINES | 4 883 065 | 6 420 395 | 31,48 | 51 546 173 | 65 168 436 | 26,43 |
| MALAYSIA | 2 117 004 | 2 461 160 | 16,26 | 19 014 650 | 21 935 646 | 15,36 |
| CAMBODIA | 0 | 32 800 | - | 0 | 316 540 | - |
| BRUNEI DARUSSALAM | 189 935 | 702 595 | 269,91 | 1 574 074 | 6 563 244 | 316,96 |
| LAO PEOPLE'S DEM. REP. | 28 180 | 8 770 | -68,88 | 274 478 | 84 517 | -69,21 |
| NEPAL | 21 400 | 0 | -100,00 | 167 580 | 0 | -100,00 |
| VIET NAM | 277 085 | 352 825 | 27,33 | 1 994 994 | 2 116 339 | 6,08 |
| INDIA | 7 500 | 30 136 | 301,81 | 23 391 | 140 165 | 499,23 |
| PAKISTAN | 101 498 | 1 075 837 | 959,96 | 894 907 | 5 976 468 | 567,83 |
| BANGLADESH | 0 | 27 725 | - | 0 | 280 567 | - |
| SRI LANKA | 10 900 | 81 058 | 643,65 | 99 128 | 895 631 | 803,51 |
| AFGHANISTAN | 2 160 | 0 | -100,00 | 21 596 | 0 | -100,00 |
| IRAQ | 0 | 35 420 | - | 0 | 388 997 | - |
| SAUDI ARABIA | 10 847 990 | 8 586 470 | -20,85 | 102 785 116 | 80 872 864 | -21,32 |
| KUWAIT | 595 850 | 934 650 | 56,86 | 6 276 467 | 9 579 022 | 52,62 |
| JORDAN | 32 005 | 24 150 | -24,54 | 338 278 | 254 025 | -24,91 |
| LEBANON | 261 865 | 267 010 | 1,96 | 2 412 422 | 2 394 196 | -0,76 |
| YEMEN | 526 480 | 282 000 | -46,44 | 4 770 050 | 2 348 635 | -50,76 |
| OMAN | 1 309 500 | 1 576 720 | 20,41 | 12 963 116 | 15 738 213 | 21,41 |
| UNITED ARAB EMIRATES | 2 862 070 | 3 731 370 | 30,37 | 24 496 750 | 17 806 357 | -27,31 |
| QATAR | 258 310 | 451 805 | 74,91 | 2 562 663 | 4 525 156 | 76,58 |
| BAHRAIN | 61 525 | 162 050 | 163,39 | 660 013 | 1 704 061 | 158,19 |
| EGYPT | 394 425 | 200 130 | -49,26 | 3 995 979 | 1 889 006 | -52,73 |
| LIBYAN ARAB JAMAHIRIYA | 0 | 29 375 | - | 0 | 191 335 | - |
| TUNISIA | 0 | 62 495 | - | 0 | 497 753 | - |
| ALGERIA | 440 495 | 23 575 | -94,65 | 3 928 725 | 169 552 | -95,68 |
| SUDAN | 0 | 7 485 | - | 0 | 62 733 | - |
| ETHIOPIA | 106 230 | 1 080 | -98,98 | 892 543 | 9 708 | -98,91 |
| MADAGASCAR | 1 055 | 7 385 | 600,00 | 7 645 | 57 059 | 646,36 |
| KENYA | 5 450 | 2 180 | -60,00 | 52 610 | 20 910 | -60,25 |
| MOZAMBIQUE | 10 720 | 0 | -100,00 | 91 695 | 0 | -100,00 |
| ANGOLA | 88 870 | 144 605 | 62,72 | 754 210 | 1 251 427 | 65,93 |
| NIGERIA | 34 395 | 47 640 | 38,51 | 303 180 | 424 933 | 40,16 |
| GABON | 4 200 | 31 500 | 650,00 | 32 964 | 264 540 | 702,51 |
| SEYCHELLES | 6 535 | 15 115 | 131,29 | 53 626 | 102 280 | 90,73 |
| DJIBOUTI | 0 | 3 215 | - | 0 | 29 961 | - |
| SOUTH AFRICA | 1 072 015 | 1 030 065 | -3,91 | 9 486 521 | 8 963 654 | -5,51 |
| ZIMBABWE | 0 | 1 090 | - | 0 | 10 410 | - |
| MAURITIUS | 1 090 | 0 | -100,00 | 10 522 | 0 | -100,00 |
| AUSTRALIA | 217 339 | 487 965 | 124,52 | 2 628 375 | 4 332 440 | 64,83 |
| NEW ZEALAND | 10 575 | 48 175 | 355,56 | 85 032 | 319 895 | 276,21 |
| VANUATU | 0 | 23 255 | - | 0 | 141 759 | - |
| FIJI | 0 | 43 985 | - | 0 | 361 996 | - |
| SOLOMON ISLANDS | 7 650 | 3 200 | -58,17 | 22 163 | 16 422 | -25,90 |
| EAST TIMOR | 415 532 | 921 164 | 121,68 | 1 941 649 | 3 757 525 | 93,52 |
| UNITED STATES | 0 | 9 850 | - | 0 | 67 735 | - |
| MEXICO | 708 420 | 600 290 | -15,26 | 6 613 714 | 5 707 961 | -13,70 |
| GUATEMALA | 16 970 | 111 435 | 556,66 | 126 521 | 1 100 484 | 769,80 |
| HONDURAS | 2 680 | 5 955 | 122,20 | 23 910 | 67 871 | 183,86 |
| NICARAGUA | 0 | 18 965 | - | 0 | 175 735 | - |
| PANAMA | 13 400 | 304 020 | 2 168,81 | 98 930 | 2 471 847 | 2 398,58 |
| SURINAME | 0 | 8 235 | - | 0 | 80 274 | - |
| CHILE | 127 280 | 69 200 | -45,63 | 911 594 | 414 922 | -54,48 |
| COLOMBIA | 9 380 | 346 000 | 3 588,70 | 67 298 | 3 764 944 | 5 494,44 |
| BOLIVIA | 0 | 36 370 | - | 0 | 323 155 | - |
| ECUADOR | 0 | 657 925 | - | 0 | 6 559 396 | - |
| PERU | 213 405 | 1 584 005 | 642,25 | 1 788 948 | 12 733 082 | 611,76 |
| GUYANA | 0 | 6 250 | - | 0 | 55 566 | - |
| TRINIDAD AND TOBAGO | 0 | 22 035 | - | 0 | 182 188 | - |
| BAHAMAS | 7 050 | 4 700 | -33,33 | 53 694 | 28 848 | -46,27 |
| JAMAICA | 0 | 22 170 | - | 0 | 147 980 | - |
| PUERTO RICO | 13 360 | 11 385 | -14,78 | 107 368 | 83 931 | -21,83 |
| DOMINICAN REPUBLIC | 0 | 33 745 | - | 0 | 369 290 | - |
| EL SALVADOR | 9 775 | 29 380 | 200,56 | 72 992 | 246 905 | 238,26 |
| COSTA RICA | 39 810 | 262 930 | 560,46 | 316 648 | 2 507 646 | 691,93 |
| HAITI | 0 | 3 970 | - | 0 | 43 520 | - |
| BARBADOS | 2 350 | 18 805 | 700,21 | 16 960 | 137 309 | 709,60 |
| ANTIGUA AND BARBUDA | 0 | 3 860 | - | 0 | 42 491 | - |
| ARUBA | 1 660 | 10 370 | 524,70 | 14 513 | 72 418 | 398,99 |
| BERMUDA | 3 300 | 26 235 | 695,00 | 29 466 | 200 913 | 581,85 |
| CAYMAN ISLANDS | 0 | 3 920 | - | 0 | 39 246 | - |
| FRENCH POLYNESIA | 6 300 | 4 200 | -33,33 | 49 176 | 35 164 | -28,49 |
| NETHERLANDS ANTILLES | 0 | 1 175 | - | 0 | 6 962 | - |

TABEL 5. PERKEMBANGAN EKSPOR INDONESIA MENURUT KOMODITI DAN NEGARA TUJUAN

| JENIS BARANG | BERAT BERSIH (KG) | | PERUB | NILAI FOB (US \$) | | PERUB |
|---------------------------|-------------------|-------------------|---------------|--------------------|--------------------|--------------|
| | JAN-FEB 2012 | JAN-FEB 2013 | % | JAN-FEB 2012 | JAN-FEB 2013 | % |
| (1) | (2) | (3) | (4) | (5) | (6) | (7) |
| SAINT LUCIA | 0 | 6 370 | - | 0 | 43 696 | - |
| SAINT KITTS AND NEVIS | 1 340 | 5 625 | 319,78 | 11 841 | 62 349 | 426,55 |
| NETHERLANDS | 0 | 3 320 | - | 0 | 32 746 | - |
| FRANCE | 32 160 | 0 | -100,00 | 461 330 | 0 | -100,00 |
| BELGIUM | 288 485 | 58 320 | -79,78 | 2 301 091 | 410 392 | -82,17 |
| GIBRALTAR | 10 770 | 0 | -100,00 | 87 855 | 0 | -100,00 |
| IRELAND | 301 700 | 0 | -100,00 | 1 115 000 | 0 | -100,00 |
| RUSSIA FEDERATION | 921 900 | 0 | -100,00 | 9 969 000 | 0 | -100,00 |
| -SUKU CADANG MESIN | 18 894 441 | 11 649 834 | -38,34 | 126 765 499 | 118 060 063 | -6,87 |
| JAPAN | 7 869 069 | 2 051 371 | -73,93 | 22 552 190 | 11 233 447 | -50,19 |
| HONG KONG | 21 203 | 71 556 | 237,48 | 1 042 225 | 2 059 763 | 97,63 |
| KOREA, REPUBLIC OF | 1 749 426 | 1 389 921 | -20,55 | 2 415 466 | 1 850 319 | -23,40 |
| TAIWAN | 23 095 | 16 979 | -26,48 | 87 966 | 95 907 | 9,03 |
| CHINA | 38 539 | 53 394 | 38,55 | 1 083 792 | 601 840 | -44,47 |
| PAPUA NEW GUINEA | 135 459 | 8 177 | -93,96 | 942 790 | 49 024 | -94,80 |
| THAILAND | 2 400 827 | 1 418 736 | -40,91 | 7 027 162 | 5 602 303 | -20,28 |
| SINGAPORE | 3 315 360 | 2 648 722 | -20,11 | 47 240 972 | 54 456 058 | 15,27 |
| PHILIPPINES | 207 957 | 97 473 | -53,13 | 2 544 782 | 1 247 232 | -50,99 |
| MALAYSIA | 197 593 | 455 405 | 130,48 | 1 965 921 | 5 144 405 | 161,68 |
| MYANMAR | 10 296 | 5 255 | -48,96 | 27 443 | 26 697 | -2,72 |
| CAMBODIA | 0 | 15 | - | 0 | 2 009 | - |
| BRUNEI DARUSSALAM | 424 | 450 | 6,13 | 18 696 | 1 434 | -92,33 |
| LAO PEOPLE'S DEM. REP. | 5 000 | 123 | -97,54 | 91 122 | 6 669 | -92,68 |
| VIET NAM | 79 992 | 13 818 | -82,73 | 11 403 163 | 144 540 | -98,73 |
| INDIA | 42 686 | 62 679 | 46,84 | 267 753 | 232 914 | -13,01 |
| PAKISTAN | 1 118 | 3 193 | 185,60 | 6 393 | 84 360 | 1 219,57 |
| BANGLADESH | 6 184 | 0 | -100,00 | 36 543 | 0 | -100,00 |
| SRI LANKA | 8 | 0 | -100,00 | 2 159 | 0 | -100,00 |
| IRAQ | 0 | 150 | - | 0 | 39 769 | - |
| SAUDI ARABIA | 15 | 0 | -100,00 | 1 537 | 0 | -100,00 |
| KUWAIT | 270 | 1 | -99,63 | 42 039 | 3 220 | -92,34 |
| OMAN | 1 600 | 210 | -86,88 | 2 500 | 12 090 | 383,60 |
| TURKEY | 0 | 20 | - | 0 | 500 | - |
| UNITED ARAB EMIRATES | 414 638 | 377 012 | -9,07 | 1 389 984 | 452 721 | -67,43 |
| QATAR | 0 | 139 102 | - | 0 | 104 826 | - |
| BAHRAIN | 84 | 0 | -100,00 | 2 709 | 0 | -100,00 |
| EGYPT | 0 | 138 | - | 0 | 12 749 | - |
| LIBYAN ARAB JAMAHIRIYA | 790 | 0 | -100,00 | 7 769 | 0 | -100,00 |
| ALGERIA | 29 | 0 | -100,00 | 621 | 0 | -100,00 |
| NAMIBIA | 0 | 71 757 | - | 0 | 130 188 | - |
| ETHIOPIA | 106 | 42 | -60,38 | 1 460 | 702 | -51,92 |
| TANZANIA, UNITED REP. OF | 38 870 | 0 | -100,00 | 377 091 | 0 | -100,00 |
| KENYA | 0 | 1 038 | - | 0 | 2 657 | - |
| MOZAMBIQUE | 1 639 | 0 | -100,00 | 24 218 | 0 | -100,00 |
| GHANA | 43 600 | 0 | -100,00 | 262 643 | 0 | -100,00 |
| ANGOLA | 0 | 60 | - | 0 | 2 200 | - |
| CONGO | 0 | 13 972 | - | 0 | 62 150 | - |
| CAMEROON | 380 | 0 | -100,00 | 2 400 | 0 | -100,00 |
| NIGERIA | 114 | 8 966 | 7 764,91 | 992 | 79 293 | 7 893,25 |
| GABON | 0 | 54 898 | - | 0 | 188 048 | - |
| SENEGAL | 140 739 | 0 | -100,00 | 973 057 | 0 | -100,00 |
| UGANDA | 11 013 | 795 | -92,78 | 712 967 | 151 041 | -78,82 |
| SOUTH AFRICA | 9 340 | 44 653 | 378,08 | 46 626 | 228 956 | 391,05 |
| AUSTRALIA | 214 989 | 683 841 | 218,08 | 1 673 570 | 8 965 732 | 435,72 |
| NEW ZEALAND | 20 761 | 4 263 | -79,47 | 103 796 | 22 552 | -78,27 |
| FIJI | 18 | 0 | -100,00 | 1 566 | 0 | -100,00 |
| EAST TIMOR | 4 766 | 6 992 | 46,71 | 78 643 | 62 149 | -20,97 |
| UNITED STATES | 554 875 | 881 468 | 58,86 | 9 637 406 | 10 325 180 | 7,14 |
| CANADA | 59 064 | 82 658 | 39,95 | 178 054 | 226 227 | 27,06 |
| MEXICO | 27 903 | 17 943 | -35,70 | 1 678 395 | 2 446 967 | 45,79 |
| GUATEMALA | 0 | 40 | - | 0 | 21 409 | - |
| PANAMA | 12 | 0 | -100,00 | 599 | 0 | -100,00 |
| CHILE | 56 673 | 24 147 | -57,39 | 443 697 | 228 552 | -48,49 |
| ARGENTINA | 2 111 | 7 602 | 260,11 | 41 152 | 39 595 | -3,78 |
| BRAZIL | 419 665 | 422 723 | 0,73 | 1 895 816 | 2 191 337 | 15,59 |
| BOLIVIA | 24 | 0 | -100,00 | 1 953 | 0 | -100,00 |
| ECUADOR | 0 | 13 | - | 0 | 3 501 | - |
| UNITED KINGDOM | 239 749 | 104 375 | -56,46 | 3 974 959 | 3 173 332 | -20,17 |
| NETHERLANDS | 2 454 | 18 867 | 668,83 | 210 302 | 730 271 | 247,25 |
| FRANCE | 8 | 4 112 | 51 300,00 | 107 | 59 824 | 55 810,28 |
| GERMANY, FED. REP. OF | 281 740 | 146 027 | -48,17 | 2 887 575 | 3 190 456 | 10,49 |
| AUSTRIA | 35 | 0 | -100,00 | 1 910 | 0 | -100,00 |
| BELGIUM | 133 411 | 115 696 | -13,28 | 668 493 | 761 066 | 13,85 |
| DENMARK | 280 | 120 | -57,14 | 13 111 | 17 575 | 34,05 |
| NORWAY | 448 | 2 091 | 366,74 | 38 072 | 275 556 | 623,78 |
| SWEDEN | 1 011 | 0 | -100,00 | 60 643 | 0 | -100,00 |

TABEL 5. PERKEMBANGAN EKSPOR INDONESIA MENURUT KOMODITI DAN NEGARA TUJUAN

| JENIS BARANG | BERAT BERSIH (KG) | | PERUB | NILAI FOB (US \$) | | PERUB |
|-------------------------------|-------------------|-------------------|-------------|--------------------|--------------------|-------------|
| | JAN-FEB 2012 | JAN-FEB 2013 | % | JAN-FEB 2012 | JAN-FEB 2013 | % |
| (1) | (2) | (3) | (4) | (5) | (6) | (7) |
| FINLAND | 0 | 780 | - | 0 | 5 795 | - |
| IRELAND | 2 221 | 872 | -60,74 | 158 757 | 101 228 | -36,24 |
| ITALY | 593 | 82 906 | 13 880,78 | 20 020 | 785 064 | 3 821,40 |
| SPAIN | 85 | 0 | -100,00 | 5 960 | 0 | -100,00 |
| ROMANIA | 0 | 365 | - | 0 | 1 932 | - |
| KAZAKHSTAN | 475 | 0 | -100,00 | 3 749 | 0 | -100,00 |
| REP. OF MACEDONIA | 5 | 0 | -100,00 | 517 | 0 | -100,00 |
| RUSSIA FEDERATION | 103 602 | 31 852 | -69,26 | 381 526 | 114 732 | -69,93 |
| -SUKU CADANG KENDARAAN | 36 991 704 | 39 194 301 | 5,95 | 304 948 232 | 311 211 331 | 2,05 |
| JAPAN | 7 244 667 | 8 008 643 | 10,55 | 44 636 581 | 47 533 736 | 6,49 |
| HONG KONG | 9 808 | 4 089 | -58,31 | 134 696 | 55 210 | -59,01 |
| KOREA, REPUBLIC OF | 59 300 | 60 023 | 1,22 | 447 957 | 561 029 | 25,24 |
| TAIWAN | 634 897 | 347 346 | -45,29 | 6 428 169 | 3 588 958 | -44,17 |
| CHINA | 333 728 | 423 431 | 26,88 | 5 327 225 | 6 917 121 | 29,84 |
| PAPUA NEW GUINEA | 68 | 30 358 | 44 544,12 | 1 828 | 47 982 | 2 524,84 |
| THAILAND | 7 248 006 | 5 564 477 | -23,23 | 64 562 871 | 53 639 176 | -16,92 |
| SINGAPORE | 4 036 899 | 3 784 953 | -6,24 | 39 737 479 | 32 736 504 | -17,62 |
| PHILIPPINES | 3 397 227 | 3 570 324 | 5,10 | 22 915 923 | 25 403 832 | 10,86 |
| MALAYSIA | 3 887 007 | 4 514 278 | 16,14 | 30 531 938 | 34 952 547 | 14,48 |
| MYANMAR | 0 | 3 095 | - | 0 | 13 219 | - |
| CAMBODIA | 8 899 | 7 380 | -17,07 | 24 407 | 19 040 | -21,99 |
| BRUNEI DARUSSALAM | 3 407 | 2 926 | -14,12 | 36 490 | 30 750 | -15,73 |
| VIET NAM | 995 034 | 1 092 533 | 9,80 | 10 769 963 | 9 680 449 | -10,12 |
| MALDIVES | 4 901 | 196 | -96,00 | 54 664 | 6 887 | -87,40 |
| INDIA | 1 121 734 | 784 461 | -30,07 | 8 460 732 | 6 027 526 | -28,76 |
| PAKISTAN | 277 996 | 337 586 | 21,44 | 2 700 671 | 2 153 730 | -20,25 |
| BANGLADESH | 46 990 | 22 026 | -53,13 | 81 614 | 23 060 | -71,75 |
| SRI LANKA | 13 603 | 31 332 | 130,33 | 39 168 | 90 139 | 130,13 |
| IRAN (ISLAMIC REPUBLIC OF) | 870 | 22 864 | 2 528,05 | 12 558 | 115 876 | 822,73 |
| SAUDI ARABIA | 103 728 | 8 553 | -91,75 | 435 865 | 94 793 | -78,25 |
| ISRAEL | 3 144 | 2 810 | -10,62 | 36 648 | 11 720 | -68,02 |
| KUWAIT | 26 808 | 49 156 | 83,36 | 98 874 | 182 458 | 84,54 |
| YEMEN | 0 | 25 960 | - | 0 | 283 352 | - |
| OMAN | 58 975 | 2 879 | -95,12 | 136 021 | 41 587 | -69,43 |
| TURKEY | 149 434 | 162 461 | 8,72 | 1 823 348 | 1 548 664 | -15,06 |
| UNITED ARAB EMIRATES | 150 116 | 576 113 | 283,78 | 285 631 | 3 220 996 | 1 027,68 |
| QATAR | 1 868 | 771 | -58,73 | 26 358 | 8 994 | -65,88 |
| BAHRAIN | 448 | 1 968 | 339,29 | 7 836 | 5 147 | -34,32 |
| EGYPT | 176 965 | 197 172 | 11,42 | 989 393 | 1 012 001 | 2,29 |
| MOROCCO | 14 260 | 0 | -100,00 | 33 037 | 0 | -100,00 |
| TUNISIA | 37 940 | 25 781 | -32,05 | 101 171 | 65 864 | -34,90 |
| ALGERIA | 0 | 5 | - | 0 | 3 | - |
| TOGO | 606 | 9 437 | 1 457,26 | 808 | 16 588 | 1 952,97 |
| GHANA | 12 000 | 0 | -100,00 | 3 562 | 0 | -100,00 |
| GUINEA | 5 | 0 | -100,00 | 33 | 0 | -100,00 |
| CONGO | 65 | 0 | -100,00 | 93 | 0 | -100,00 |
| CAMEROON | 95 | 0 | -100,00 | 88 | 0 | -100,00 |
| NIGERIA | 0 | 46 | - | 0 | 2 882 | - |
| COTE D'IVOIRE | 0 | 120 | - | 0 | 990 | - |
| SENEGAL | 3 234 | 415 | -87,17 | 1 000 | 212 | -78,80 |
| MAURITANIA | 0 | 12 | - | 0 | 633 | - |
| MALI | 35 | 0 | -100,00 | 1 805 | 0 | -100,00 |
| BURKINA FASO | 23 285 | 0 | -100,00 | 205 233 | 0 | -100,00 |
| UGANDA | 2 435 | 150 | -93,84 | 140 287 | 13 857 | -90,12 |
| SOUTH AFRICA | 190 958 | 202 519 | 6,05 | 2 384 251 | 2 118 091 | -11,16 |
| VIRGIN ISLANDS (BRITISH) | 34 | 0 | -100,00 | 263 | 0 | -100,00 |
| AUSTRALIA | 425 100 | 206 288 | -51,47 | 3 506 639 | 2 323 352 | -33,74 |
| NEW ZEALAND | 1 709 | 3 461 | 102,52 | 17 385 | 44 324 | 154,96 |
| NEW CALEDONIA | 0 | 250 | - | 0 | 180 | - |
| SAINT VINCENT AND THE GRENAL | 112 | 125 | 11,61 | 1 212 | 1 573 | 29,79 |
| VANUATU | 99 | 153 | 54,55 | 1 396 | 2 856 | 104,58 |
| FIJI | 0 | 344 | - | 0 | 2 107 | - |
| EAST TIMOR | 178 630 | 254 268 | 42,34 | 247 776 | 286 898 | 15,79 |
| UNITED STATES | 1 096 854 | 1 382 480 | 26,04 | 9 211 179 | 10 698 720 | 16,15 |
| CANADA | 53 217 | 34 994 | -34,24 | 492 020 | 322 910 | -34,37 |
| MEXICO | 226 673 | 929 337 | 309,99 | 5 257 206 | 16 270 975 | 209,50 |
| GUATEMALA | 0 | 3 835 | - | 0 | 36 679 | - |
| HONDURAS | 17 784 | 15 516 | -12,75 | 63 181 | 53 557 | -15,23 |
| NICARAGUA | 0 | 1 067 | - | 0 | 13 292 | - |
| PANAMA | 7 356 | 3 110 | -57,72 | 37 447 | 38 153 | 1,89 |
| CHILE | 19 850 | 3 005 | -84,86 | 78 296 | 19 292 | -75,36 |
| VENEZUELA | 21 | 15 332 | 72 909,52 | 185 | 122 208 | 65 958,38 |
| ARGENTINA | 285 296 | 249 723 | -12,47 | 2 088 490 | 2 425 496 | 16,14 |
| BRAZIL | 1 562 172 | 1 507 262 | -3,51 | 23 688 133 | 19 597 220 | -17,27 |
| COLOMBIA | 184 959 | 108 873 | -41,14 | 1 700 668 | 624 225 | -63,30 |
| BOLIVIA | 0 | 1 861 | - | 0 | 19 779 | - |

TABEL 5. PERKEMBANGAN EKSPOR INDONESIA MENURUT KOMODITI DAN NEGARA TUJUAN

| JENIS BARANG | BERAT BERSIH (KG) | | PERUB | NILAI FOB (US \$) | | PERUB |
|------------------------------|--------------------|--------------------|---------------|----------------------|----------------------|---------------|
| | JAN-FEB 2012 | JAN-FEB 2013 | % | JAN-FEB 2012 | JAN-FEB 2013 | % |
| (1) | (2) | (3) | (4) | (5) | (6) | (7) |
| PERU | 4 093 | 21 768 | 431,83 | 76 746 | 58 077 | -24,33 |
| TRINIDAD AND TOBAGO | 210 | 298 | 41,90 | 3 532 | 2 487 | -29,59 |
| BAHAMAS | 344 | 1 | -99,71 | 3 119 | 10 | -99,68 |
| JAMAICA | 0 | 16 | - | 0 | 277 | - |
| PUERTO RICO | 0 | 3 512 | - | 0 | 11 931 | - |
| DOMINICAN REPUBLIC | 1 089 | 1 055 | -3,12 | 14 560 | 9 329 | -35,93 |
| HAITI | 62 | 0 | -100,00 | 539 | 0 | -100,00 |
| BARBADOS | 107 | 1 197 | 1 018,69 | 707 | 11 501 | 1 526,73 |
| ARUBA | 225 | 0 | -100,00 | 1 239 | 0 | -100,00 |
| BERMUDA | 231 | 187 | -19,05 | 1 699 | 2 072 | 21,95 |
| GRENADA | 0 | 124 | - | 0 | 2 607 | - |
| NETHERLANDS ANTILLES | 300 | 0 | -100,00 | 5 377 | 0 | -100,00 |
| UNITED KINGDOM | 198 757 | 361 467 | 81,86 | 2 778 702 | 5 534 114 | 99,16 |
| NETHERLANDS | 539 422 | 1 469 303 | 172,38 | 2 662 968 | 7 094 402 | 166,41 |
| FRANCE | 15 224 | 23 861 | 56,73 | 129 713 | 158 197 | 21,96 |
| GERMANY, FED. REP. OF | 679 740 | 1 628 511 | 139,58 | 3 268 027 | 7 748 385 | 137,10 |
| AUSTRIA | 2 | 215 | 10 650,00 | 480 | 5 146 | 972,08 |
| BELGIUM | 140 053 | 29 676 | -78,81 | 837 314 | 221 946 | -73,49 |
| DENMARK | 5 291 | 1 851 | -65,02 | 51 494 | 24 228 | -52,95 |
| NORWAY | 26 497 | 23 613 | -10,88 | 146 563 | 107 980 | -26,33 |
| SWEDEN | 235 540 | 233 400 | -0,91 | 1 315 152 | 1 469 115 | 11,71 |
| FINLAND | 131 156 | 87 301 | -33,44 | 715 172 | 537 658 | -24,82 |
| IRELAND | 110 | 0 | -100,00 | 2 100 | 0 | -100,00 |
| ITALY | 235 855 | 266 299 | 12,91 | 1 157 012 | 1 164 029 | 0,61 |
| SPAIN | 7 948 | 34 | -99,57 | 68 036 | 469 | -99,31 |
| PORTUGAL | 7 211 | 5 012 | -30,50 | 41 834 | 25 556 | -38,91 |
| GREECE | 14 853 | 28 836 | 94,14 | 124 845 | 202 785 | 62,43 |
| THE DEMOCRATIC REPUBLIC OF T | 18 300 | 18 000 | -1,64 | 34 465 | 33 900 | -1,64 |
| HUNGARY | 57 894 | 36 752 | -36,52 | 233 129 | 147 370 | -36,79 |
| POLAND | 31 107 | 66 133 | 112,60 | 106 052 | 238 842 | 125,21 |
| ROMANIA | 0 | 63 | - | 0 | 956 | - |
| BULGARIA | 28 918 | 25 347 | -12,35 | 84 680 | 73 095 | -13,68 |
| ALBANIA | 1 991 | 0 | -100,00 | 17 339 | 0 | -100,00 |
| KAZAKHSTAN | 0 | 3 | - | 0 | 37 | - |
| UKRAINE | 3 746 | 3 504 | -6,46 | 44 960 | 44 064 | -1,99 |
| LITHUANIA | 46 716 | 0 | -100,00 | 199 694 | 0 | -100,00 |
| LATVIA | 18 607 | 0 | -100,00 | 72 960 | 0 | -100,00 |
| SLOVAKIA | 14 937 | 15 922 | 6,59 | 51 269 | 60 855 | 18,70 |
| RUSSIA FEDERATION | 183 857 | 241 107 | 31,14 | 689 002 | 1 090 512 | 58,27 |
| -UBI KAYU OLAHAN | 2 991 178 | 21 069 517 | 604,39 | 914 916 | 4 945 447 | 440,54 |
| JAPAN | 0 | 11 | - | 0 | 11 | - |
| HONG KONG | 75 | 142 | 89,33 | 162 | 548 | 238,27 |
| KOREA, REPUBLIC OF | 11 226 | 16 320 | 45,38 | 22 413 | 39 780 | 77,49 |
| TAIWAN | 0 | 5 816 | - | 0 | 19 164 | - |
| CHINA | 2 821 704 | 20 747 075 | 635,27 | 664 033 | 4 657 683 | 601,42 |
| SINGAPORE | 0 | 1 263 | - | 0 | 4 445 | - |
| MALAYSIA | 13 290 | 1 900 | -85,70 | 2 687 | 798 | -70,30 |
| BRUNEI DARUSSALAM | 11 410 | 0 | -100,00 | 39 535 | 0 | -100,00 |
| VIET NAM | 553 | 0 | -100,00 | 2 775 | 0 | -100,00 |
| SAUDI ARABIA | 540 | 0 | -100,00 | 1 154 | 0 | -100,00 |
| AUSTRALIA | 9 165 | 0 | -100,00 | 18 652 | 0 | -100,00 |
| NEW ZEALAND | 12 814 | 21 280 | 66,07 | 6 992 | 8 985 | 28,50 |
| UNITED STATES | 73 941 | 256 131 | 246,40 | 75 809 | 180 891 | 138,61 |
| UNITED KINGDOM | 24 060 | 15 909 | -33,88 | 54 144 | 25 251 | -53,36 |
| NETHERLANDS | 12 400 | 3 670 | -70,40 | 26 560 | 7 891 | -70,29 |
| -INDUSTRI LAINNYA | 647 183 588 | 670 935 779 | 3,67 | 1 582 399 564 | 1 730 802 006 | 9,38 |
| JAPAN | 20 873 465 | 23 276 800 | 11,51 | 258 765 360 | 226 993 838 | -12,28 |
| HONG KONG | 2 527 379 | 1 978 158 | -21,73 | 7 416 468 | 9 149 661 | 23,37 |
| KOREA, REPUBLIC OF | 18 523 044 | 19 472 497 | 5,13 | 30 361 076 | 30 174 245 | -0,62 |
| TAIWAN | 9 720 839 | 11 749 792 | 20,87 | 17 275 136 | 17 070 673 | -1,18 |
| CHINA | 75 481 576 | 226 473 956 | 200,04 | 53 088 566 | 212 325 205 | 299,95 |
| MONGOLIA | 4 880 | 38 429 | 687,48 | 28 022 | 143 757 | 413,01 |
| MACAU | 0 | 3 929 | - | 0 | 9 359 | - |
| PAPUA NEW GUINEA | 1 993 435 | 684 649 | -65,65 | 3 283 083 | 1 681 504 | -48,78 |
| THAILAND | 26 129 489 | 23 335 296 | -10,69 | 147 413 202 | 101 251 717 | -31,31 |
| SINGAPORE | 23 103 349 | 87 847 341 | 280,24 | 173 837 092 | 268 522 159 | 54,47 |
| PHILIPPINES | 15 402 928 | 12 422 787 | -19,35 | 45 524 502 | 44 060 845 | -3,22 |
| MALAYSIA | 180 447 436 | 50 314 259 | -72,12 | 175 748 058 | 77 568 820 | -55,86 |
| MYANMAR | 2 132 472 | 1 501 865 | -29,57 | 7 210 755 | 8 656 117 | 20,04 |
| CAMBODIA | 165 514 | 127 181 | -23,16 | 754 566 | 547 742 | -27,41 |
| BRUNEI DARUSSALAM | 834 294 | 1 036 151 | 24,19 | 675 048 | 511 411 | -24,24 |
| LAO PEOPLE'S DEM. REP. | 52 | 57 | 9,62 | 726 | 1 668 | 129,75 |
| NEPAL | 80 000 | 82 207 | 2,76 | 34 740 | 59 570 | 71,47 |
| BHUTAN | 0 | 938 | - | 0 | 7 017 | - |
| VIET NAM | 5 386 526 | 5 626 921 | 4,46 | 24 311 960 | 23 393 174 | -3,78 |

TABEL 5. PERKEMBANGAN EKSPOR INDONESIA MENURUT KOMODITI DAN NEGARA TUJUAN

| JENIS BARANG | BERAT BERSIH (KG) | | PERUB | NILAI FOB (US \$) | | PERUB |
|----------------------------|-------------------|--------------|-----------|-------------------|--------------|-----------|
| | JAN-FEB 2012 | JAN-FEB 2013 | % | JAN-FEB 2012 | JAN-FEB 2013 | % |
| | (1) | (2) | (3) | (4) | (5) | (6) |
| MALDIVES | 420 161 | 448 667 | 6,78 | 465 402 | 756 909 | 62,64 |
| INDIA | 7 300 243 | 7 596 385 | 4,06 | 26 270 959 | 26 307 008 | 0,14 |
| PAKISTAN | 4 648 792 | 4 234 450 | -8,91 | 3 547 640 | 4 339 221 | 22,31 |
| BANGLADESH | 4 577 622 | 2 654 747 | -42,01 | 4 513 807 | 5 263 662 | 16,61 |
| SRI LANKA | 843 784 | 1 134 013 | 34,40 | 2 222 731 | 1 645 985 | -25,95 |
| AFGHANISTAN | 0 | 5 325 | - | 0 | 249 920 | - |
| IRAQ | 955 465 | 1 219 205 | 27,60 | 1 696 716 | 1 413 401 | -16,70 |
| IRAN (ISLAMIC REPUBLIC OF) | 325 891 | 454 277 | 39,40 | 472 821 | 2 646 601 | 459,75 |
| SAUDI ARABIA | 4 156 459 | 3 946 071 | -5,06 | 11 004 505 | 9 400 764 | -14,57 |
| ISRAIL | 688 500 | 242 969 | -64,71 | 2 256 877 | 600 968 | -73,37 |
| KUWAIT | 1 781 596 | 2 797 959 | 57,05 | 1 011 207 | 1 337 787 | 32,30 |
| JORDAN | 236 956 | 276 319 | 16,61 | 951 160 | 855 154 | -10,09 |
| LEBANON | 524 848 | 500 637 | -4,61 | 979 974 | 755 826 | -22,87 |
| YEMEN | 237 576 | 72 380 | -69,53 | 569 132 | 237 381 | -58,29 |
| OMAN | 189 380 | 238 424 | 25,90 | 1 030 586 | 866 798 | -15,89 |
| SYRIA ARAB REPUBLIC | 7 063 | 68 000 | 862,76 | 34 827 | 120 600 | 246,28 |
| TURKEY | 2 994 474 | 6 338 773 | 111,68 | 5 402 340 | 6 008 830 | 11,23 |
| UNITED ARAB EMIRATES | 3 697 828 | 7 119 265 | 92,53 | 9 962 207 | 18 163 842 | 82,33 |
| QATAR | 346 216 | 380 026 | 9,77 | 1 156 919 | 1 359 719 | 17,53 |
| BAHRAIN | 450 337 | 91 633 | -79,65 | 616 040 | 199 202 | -67,66 |
| CYPRUS | 54 331 | 38 275 | -29,55 | 176 320 | 183 444 | 4,04 |
| EGYPT | 1 558 712 | 2 236 572 | 43,49 | 6 032 234 | 8 275 766 | 37,19 |
| LIBYAN ARAB JAMAHIRIYA | 69 278 | 191 429 | 176,32 | 122 660 | 504 485 | 311,29 |
| MOROCCO | 175 847 | 146 797 | -16,52 | 709 342 | 583 243 | -17,78 |
| TUNISIA | 775 702 | 201 765 | -73,99 | 2 382 733 | 664 713 | -72,10 |
| ALGERIA | 1 376 027 | 1 521 906 | 10,60 | 5 739 525 | 7 605 293 | 32,51 |
| SUDAN | 13 499 | 23 844 | 76,64 | 147 089 | 163 014 | 10,83 |
| ERITREA | 59 400 | 0 | -100,00 | 89 100 | 0 | -100,00 |
| NAMIBIA | 23 306 | 976 | -95,81 | 15 948 | 127 078 | 696,83 |
| ETHIOPIA | 3 276 | 0 | -100,00 | 288 926 | 0 | -100,00 |
| TANZANIA, UNITED REP. OF | 202 451 | 418 738 | 106,83 | 906 579 | 1 800 555 | 98,61 |
| MADAGASCAR | 280 815 | 13 276 | -95,27 | 210 412 | 55 238 | -73,75 |
| KENYA | 697 435 | 189 785 | -72,79 | 2 313 818 | 1 140 907 | -50,69 |
| REUNION | 60 173 | 16 641 | -72,34 | 75 890 | 16 473 | -78,29 |
| MOZAMBIQUE | 201 288 | 133 571 | -33,64 | 341 978 | 238 920 | -30,14 |
| EQUATORIAL GUINEA | 0 | 388 | - | 0 | 8 880 | - |
| TOGO | 157 915 | 100 778 | -36,18 | 179 122 | 161 793 | -9,67 |
| GHANA | 1 432 985 | 1 695 332 | 18,31 | 3 354 385 | 5 062 698 | 50,93 |
| LIBERIA | 59 638 | 411 | -99,31 | 103 097 | 1 255 | -98,78 |
| GUINEA | 290 608 | 216 080 | -25,65 | 287 065 | 649 314 | 126,19 |
| ANGOLA | 353 167 | 429 111 | 21,50 | 550 694 | 991 045 | 79,96 |
| CONGO | 375 | 6 059 | 1 515,73 | 3 670 | 32 672 | 790,25 |
| CAMEROON | 1 279 | 15 503 | 1 112,12 | 20 517 | 62 349 | 203,89 |
| NIGERIA | 2 967 448 | 4 464 828 | 50,46 | 6 897 434 | 8 633 250 | 25,17 |
| SIERRA LEONE | 7 958 | 5 106 | -35,84 | 52 114 | 84 843 | 62,80 |
| GABON | 20 244 | 224 339 | 1 008,18 | 61 278 | 1 953 091 | 3 087,26 |
| COTE D'IVOIRE | 289 178 | 161 253 | -44,24 | 990 607 | 640 222 | -35,37 |
| SENEGAL | 57 404 | 147 464 | 156,89 | 333 164 | 520 012 | 56,08 |
| MAURITANIA | 166 712 | 378 | -99,77 | 635 624 | 15 809 | -97,51 |
| MALI | 15 318 | 17 017 | 11,09 | 21 486 | 8 267 | -61,52 |
| BENIN | 418 039 | 26 438 | -93,68 | 745 209 | 60 549 | -91,87 |
| BURKINA FASO | 196 371 | 185 745 | -5,41 | 671 822 | 715 638 | 6,52 |
| GAMBIA | 27 508 | 0 | -100,00 | 37 887 | 0 | -100,00 |
| SEYCHELLES | 42 361 | 23 249 | -45,12 | 37 123 | 85 107 | 129,26 |
| UGANDA | 40 214 | 23 948 | -40,45 | 449 085 | 161 307 | -64,08 |
| NIGER | 24 865 | 5 056 | -79,67 | 188 700 | 116 615 | -38,20 |
| CHAD | 0 | 90 | - | 0 | 9 537 | - |
| DJIBOUTI | 3 500 | 131 096 | 3 645,60 | 10 500 | 513 866 | 4 793,96 |
| SAO TOME AND PRINCIPE | 12 784 | 288 | -97,75 | 20 748 | 250 | -98,80 |
| SWAZILAND | 17 793 | 11 868 | -33,30 | 98 882 | 56 881 | -42,48 |
| SOUTH AFRICA | 3 614 024 | 1 905 191 | -47,28 | 13 774 184 | 8 702 995 | -36,82 |
| ZIMBABWE | 0 | 10 329 | - | 0 | 11 052 | - |
| ZAMBIA | 96 | 0 | -100,00 | 3 000 | 0 | -100,00 |
| MALAWI | 0 | 22 630 | - | 0 | 208 768 | - |
| COMOROS | 20 999 | 20 897 | -0,49 | 21 359 | 24 499 | 14,70 |
| MAURITIUS | 76 380 | 35 175 | -53,95 | 102 171 | 228 274 | 123,42 |
| VIRGIN ISLANDS (BRITISH) | 205 | 370 | 80,49 | 1 713 | 1 505 | -12,14 |
| AUSTRALIA | 21 247 827 | 43 459 378 | 104,54 | 55 160 365 | 187 140 407 | 239,27 |
| NEW ZEALAND | 740 829 | 2 438 488 | 229,16 | 1 404 512 | 2 860 494 | 103,66 |
| GUAM | 5 534 | 36 362 | 557,07 | 11 392 | 31 957 | 180,52 |
| PALAU | 100 | 21 588 | 21 488,00 | 1 282 | 25 196 | 1 865,37 |
| NEW CALEDONIA | 91 205 | 77 269 | -15,28 | 104 470 | 68 723 | -34,22 |
| NORTHERN MARIANA ISLANDS | 150 | 1 826 | 1 117,33 | 18 | 5 175 | 28 650,00 |
| VANUATU | 21 490 | 6 677 | -68,93 | 48 744 | 11 294 | -76,83 |
| WALLIS AND FUTUNA ISLANDS | 0 | 870 | - | 0 | 490 | - |
| COOK ISLANDS | 172 | 15 129 | 8 695,93 | 1 671 | 9 617 | 475,52 |
| FIJI | 44 318 | 17 112 | -61,39 | 138 445 | 73 557 | -46,87 |

TABEL 5. PERKEMBANGAN EKSPOR INDONESIA MENURUT KOMODITI DAN NEGARA TUJUAN

| JENIS BARANG | BERAT BERSIH (KG) | | PERUB | NILAI FOB (US \$) | | PERUB |
|------------------------------|-------------------|--------------|-----------|-------------------|--------------|----------|
| | JAN-FEB 2012 | JAN-FEB 2013 | % | JAN-FEB 2012 | JAN-FEB 2013 | % |
| | (1) | (2) | (3) | (4) | (5) | (6) |
| KIRIBATI | 105 | 24 111 | 22 862,86 | 311 | 20 078 | 6 355,95 |
| SAMOA | 1 963 | 1 222 | -37,75 | 5 521 | 6 880 | 24,62 |
| SOLOMON ISLANDS | 79 276 | 163 789 | 106,61 | 382 550 | 474 163 | 23,95 |
| TONGA | 24 684 | 24 122 | -2,28 | 54 622 | 30 973 | -43,30 |
| CHRISTMAS ISLANDS | 0 | 15 | - | 0 | 45 | - |
| EAST TIMOR | 7 188 027 | 6 081 986 | -15,39 | 6 105 328 | 6 422 613 | 5,20 |
| UNITED STATES | 19 423 715 | 18 068 001 | -6,98 | 149 357 360 | 156 679 686 | 4,90 |
| CANADA | 583 334 | 702 388 | 20,41 | 4 331 444 | 4 142 245 | -4,37 |
| MEXICO | 373 643 | 911 854 | 144,04 | 4 579 916 | 5 152 463 | 12,50 |
| GUATEMALA | 10 858 | 15 924 | 46,66 | 64 393 | 109 375 | 69,86 |
| HONDURAS | 42 435 | 20 478 | -51,74 | 175 949 | 69 804 | -60,33 |
| NICARAGUA | 15 620 | 0 | -100,00 | 69 045 | 0 | -100,00 |
| PANAMA | 180 730 | 218 285 | 20,78 | 1 143 877 | 1 002 140 | -12,39 |
| CUBA | 1 680 | 0 | -100,00 | 2 577 | 0 | -100,00 |
| SURINAME | 0 | 35 977 | - | 0 | 112 366 | - |
| CHILE | 998 412 | 407 924 | -59,14 | 4 093 784 | 2 176 446 | -46,84 |
| VENEZUELA | 977 462 | 69 734 | -92,87 | 384 437 | 50 058 | -86,98 |
| ARGENTINA | 440 989 | 531 568 | 20,54 | 4 548 071 | 4 000 242 | -12,05 |
| BRAZIL | 1 224 429 | 1 399 391 | 14,29 | 9 434 810 | 8 291 428 | -12,12 |
| COLOMBIA | 183 665 | 302 500 | 64,70 | 1 470 585 | 1 944 885 | 32,25 |
| BOLIVIA | 3 | 14 | 366,67 | 21 | 917 | 4 266,67 |
| URUGUAY | 66 935 | 19 277 | -71,20 | 153 623 | 44 282 | -71,17 |
| PARAGUAY | 8 871 | 61 687 | 595,38 | 60 458 | 174 217 | 188,16 |
| ECUADOR | 298 790 | 211 479 | -29,22 | 1 244 598 | 912 714 | -26,67 |
| PERU | 961 263 | 2 473 659 | 157,33 | 4 403 284 | 6 689 649 | 51,92 |
| GUYANA | 0 | 8 170 | - | 0 | 29 855 | - |
| TRINIDAD AND TOBAGO | 107 745 | 128 467 | 19,23 | 431 141 | 533 839 | 23,82 |
| BAHAMAS | 1 594 | 0 | -100,00 | 3 971 | 0 | -100,00 |
| PUERTO RICO | 8 557 | 3 818 | -55,38 | 31 561 | 4 355 | -86,20 |
| DOMINICAN REPUBLIC | 93 584 | 6 679 | -92,86 | 169 600 | 19 864 | -88,29 |
| EL SALVADOR | 17 943 | 27 462 | 53,05 | 93 448 | 144 748 | 54,90 |
| COSTA RICA | 126 400 | 50 379 | -60,14 | 255 739 | 119 468 | -53,29 |
| HAITI | 32 056 | 24 000 | -25,13 | 75 729 | 13 680 | -81,94 |
| BARBADOS | 84 | 0 | -100,00 | 499 | 0 | -100,00 |
| ANTIGUA AND BARBUDA | 20 | 0 | -100,00 | 1 917 | 0 | -100,00 |
| ANGUILLA | 0 | 25 500 | - | 0 | 16 660 | - |
| ARUBA | 0 | 1 345 | - | 0 | 480 | - |
| BERMUDA | 12 164 | 60 | -99,51 | 36 297 | 1 139 | -96,86 |
| CAPE VERDE | 14 720 | 14 720 | 0,00 | 24 840 | 24 840 | 0,00 |
| CAYMAN ISLANDS | 450 | 500 | 11,11 | 524 | 369 | -29,58 |
| FRENCH POLYNESIA | 43 668 | 30 516 | -30,12 | 119 209 | 54 769 | -54,06 |
| GRENADA | 0 | 2 950 | - | 0 | 4 723 | - |
| MARTINIQUE | 908 | 6 548 | 621,15 | 3 039 | 25 379 | 735,11 |
| NETHERLANDS ANTILLES | 130 | 70 521 | 54 146,92 | 3 014 | 200 449 | 6 550,60 |
| SAINT LUCIA | 440 | 0 | -100,00 | 14 968 | 0 | -100,00 |
| TURKS AND CAICOS ISLANDS | 197 | 0 | -100,00 | 203 | 0 | -100,00 |
| GUADELOUPE | 10 214 | 18 123 | 77,43 | 12 205 | 31 113 | 154,92 |
| SAINT KITTS AND NEVIS | 408 | 1 068 | 161,76 | 4 676 | 12 412 | 165,44 |
| UNITED KINGDOM | 2 688 284 | 1 646 033 | -38,77 | 15 598 749 | 14 610 859 | -6,33 |
| NETHERLANDS | 72 279 173 | 8 681 804 | -87,99 | 76 685 431 | 25 435 869 | -66,83 |
| FRANCE | 2 770 411 | 1 903 381 | -31,30 | 9 269 715 | 11 685 514 | 26,06 |
| GERMANY, FED. REP. OF | 6 523 840 | 6 793 518 | 4,13 | 53 984 068 | 63 003 209 | 16,71 |
| AUSTRIA | 371 705 | 55 040 | -85,19 | 6 144 520 | 987 341 | -83,93 |
| BELGIUM | 2 326 251 | 1 728 787 | -25,68 | 15 036 257 | 6 040 690 | -59,83 |
| SWITZERLAND | 46 190 | 44 115 | -4,49 | 933 766 | 742 983 | -20,43 |
| LUXEMBOURG | 69 | 1 007 | 1 359,42 | 62 425 | 54 927 | -12,01 |
| DENMARK | 621 113 | 882 429 | 42,07 | 1 106 639 | 2 898 115 | 161,88 |
| NORWAY | 7 536 176 | 7 417 335 | -1,58 | 7 081 845 | 2 955 233 | -58,27 |
| SWEDEN | 211 558 | 304 243 | 43,81 | 1 586 509 | 2 182 801 | 37,59 |
| FINLAND | 341 369 | 483 024 | 41,50 | 4 075 162 | 4 314 039 | 5,86 |
| IRELAND | 1 069 | 12 259 | 1 046,77 | 32 353 | 176 931 | 446,88 |
| ITALY | 22 711 904 | 1 183 788 | -94,79 | 25 902 782 | 6 887 457 | -73,41 |
| SPAIN | 34 532 473 | 35 339 794 | 2,34 | 30 142 829 | 29 522 464 | -2,06 |
| PORTUGAL | 210 173 | 522 899 | 148,79 | 620 544 | 849 824 | 36,95 |
| GREECE | 923 270 | 1 034 051 | 12,00 | 958 770 | 991 420 | 3,41 |
| ANDORRA | 817 | 0 | -100,00 | 6 722 | 0 | -100,00 |
| THE DEMOCRATIC REPUBLIC OF T | 53 998 | 48 930 | -9,39 | 52 812 | 32 316 | -38,81 |
| HUNGARY | 25 073 | 12 977 | -48,24 | 319 072 | 176 578 | -44,66 |
| POLAND | 378 173 | 1 064 756 | 181,55 | 1 848 663 | 2 908 591 | 57,33 |
| ROMANIA | 59 531 | 34 364 | -42,28 | 362 507 | 357 694 | -1,33 |
| BULGARIA | 17 583 | 19 352 | 10,06 | 112 618 | 89 600 | -20,44 |
| ALBANIA | 2 897 | 0 | -100,00 | 19 252 | 0 | -100,00 |
| AZERBAIJAN | 38 738 | 82 100 | 111,94 | 157 075 | 319 824 | 103,61 |
| BELARUS | 3 423 | 5 504 | 60,79 | 62 759 | 66 640 | 6,18 |
| KAZAKHSTAN | 60 736 | 18 913 | -68,86 | 303 858 | 100 963 | -66,77 |
| KYRGYZSTAN | 14 409 | 0 | -100,00 | 58 263 | 0 | -100,00 |
| MOLDOVA, REPUBLIC OF | 0 | 9 031 | - | 0 | 48 804 | - |

TABEL 5. PERKEMBANGAN EKSPOR INDONESIA MENURUT KOMODITI DAN NEGARA TUJUAN

| JENIS BARANG | BERAT BERSIH (KG) | | PERUB % | NILAI FOB (US \$) | | PERUB % |
|------------------------|-----------------------|-----------------------|---------------|----------------------|----------------------|---------------|
| | JAN-FEB 2012 | JAN-FEB 2013 | | JAN-FEB 2012 | JAN-FEB 2013 | |
| (1) | (2) | (3) | (4) | (5) | (6) | (7) |
| TAJIKISTAN | 103 912 | 0 | -100,00 | 400 926 | 0 | -100,00 |
| TURKMENISTAN | 197 | 0 | -100,00 | 1 480 | 0 | -100,00 |
| UKRAINE | 89 425 | 94 466 | 5,64 | 375 371 | 352 569 | -6,07 |
| UZBEKISTAN | 199 738 | 196 396 | -1,67 | 765 068 | 780 843 | 2,06 |
| LITHUANIA | 64 110 | 229 378 | 257,79 | 143 409 | 636 670 | 343,95 |
| LATVIA | 140 790 | 346 448 | 146,07 | 293 602 | 814 004 | 177,25 |
| ESTONIA | 119 956 | 24 600 | -79,49 | 85 227 | 18 221 | -78,62 |
| GEORGIA | 125 | 5 545 | 4 336,00 | 786 | 30 201 | 3 742,37 |
| CROATIA | 12 959 | 2 988 | -76,94 | 44 428 | 25 967 | -41,55 |
| BOSNIA AND HERZEGOVINA | 4 467 | 600 | -86,57 | 17 853 | 3 090 | -82,69 |
| MALTA | 2 322 | 86 | -96,30 | 12 756 | 8 000 | -37,28 |
| SLOVAKIA | 2 336 | 1 405 | -39,85 | 51 312 | 44 865 | -12,56 |
| SLOVENIA | 26 768 | 70 514 | 163,43 | 58 163 | 293 859 | 405,23 |
| CZECH REPUBLIC | 57 088 | 83 430 | 46,14 | 280 820 | 421 298 | 50,02 |
| REP. OF MACEDONIA | 0 | 50 | - | 0 | 485 | - |
| RUSSIA FEDERATION | 2 840 304 | 1 496 077 | -47,33 | 8 020 079 | 4 198 274 | -47,65 |
| SERBIA | 2 112 | 287 | -86,41 | 2 872 | 19 680 | 585,24 |
| MONTENEGRO | 0 | 435 | - | 0 | 1 041 | - |
| BIJI TEMBAGA | 198 702 672 | 56 869 877 | -71,38 | 434 870 370 | 137 391 649 | -68,41 |
| JAPAN | 62 236 602 | 15 494 815 | -75,10 | 125 295 463 | 25 920 530 | -79,31 |
| HONG KONG | 0 | 15 260 | - | 0 | 8 200 | - |
| KOREA, REPUBLIC OF | 10 125 520 | 0 | -100,00 | 21 927 143 | 0 | -100,00 |
| CHINA | 0 | 10 161 710 | - | 0 | 24 041 885 | - |
| THAILAND | 64 290 | 0 | -100,00 | 57 300 | 0 | -100,00 |
| PHILIPPINES | 22 000 000 | 9 152 092 | -58,40 | 50 426 730 | 24 508 507 | -51,40 |
| INDIA | 71 268 795 | 0 | -100,00 | 166 696 059 | 0 | -100,00 |
| BELGIUM | 46 675 | 0 | -100,00 | 67 411 | 0 | -100,00 |
| SPAIN | 32 960 790 | 22 046 000 | -33,11 | 70 400 264 | 62 912 527 | -10,64 |
| BIJI NIKEL | 10 000 294 453 | 4 160 120 660 | -58,40 | 299 656 455 | 85 913 010 | -71,33 |
| JAPAN | 281 053 780 | 80 524 000 | -71,35 | 18 976 708 | 1 286 774 | -93,22 |
| HONG KONG | 55 500 000 | 0 | -100,00 | 805 305 | 0 | -100,00 |
| CHINA | 9 284 299 413 | 3 989 893 880 | -57,03 | 266 962 670 | 82 208 881 | -69,21 |
| AUSTRALIA | 106 175 000 | 51 170 000 | -51,81 | 1 539 537 | 741 965 | -51,81 |
| GREECE | 112 566 260 | 38 532 780 | -65,77 | 7 558 665 | 1 675 390 | -77,83 |
| UKRAINE | 160 700 000 | 0 | -100,00 | 3 813 570 | 0 | -100,00 |
| BAUKSIT | 5 291 914 624 | 2 085 811 174 | -60,58 | 113 573 487 | 46 514 230 | -59,04 |
| JAPAN | 70 138 245 | 140 000 | -99,80 | 1 993 719 | 32 080 | -98,39 |
| KOREA, REPUBLIC OF | 0 | 20 000 | - | 0 | 4 752 | - |
| CHINA | 5 216 776 789 | 2 085 651 174 | -60,02 | 111 258 563 | 46 477 398 | -58,23 |
| THAILAND | 4 711 370 | 0 | -100,00 | 80 517 | 0 | -100,00 |
| VIET NAM | 113 000 | 0 | -100,00 | 20 400 | 0 | -100,00 |
| UNITED KINGDOM | 31 590 | 0 | -100,00 | 78 760 | 0 | -100,00 |
| GERMANY, FED. REP. OF | 59 790 | 0 | -100,00 | 64 952 | 0 | -100,00 |
| BELGIUM | 83 840 | 0 | -100,00 | 76 576 | 0 | -100,00 |
| BATU BARA | 69 319 252 309 | 65 047 416 053 | -6,16 | 4 142 976 177 | 3 525 477 315 | -14,90 |
| JAPAN | 6 671 804 912 | 5 843 478 784 | -12,42 | 618 679 418 | 464 549 041 | -24,91 |
| HONG KONG | 2 112 293 000 | 1 637 900 000 | -22,46 | 144 919 347 | 103 635 346 | -28,49 |
| KOREA, REPUBLIC OF | 6 275 332 136 | 5 555 731 279 | -11,47 | 371 674 207 | 305 104 171 | -17,91 |
| TAIWAN | 4 136 559 838 | 3 781 140 957 | -8,59 | 302 223 697 | 247 103 276 | -18,24 |
| CHINA | 22 779 307 473 | 22 913 576 726 | 0,59 | 1 212 235 984 | 1 140 078 355 | -5,95 |
| THAILAND | 1 954 844 818 | 1 943 887 806 | -0,56 | 126 674 256 | 109 151 555 | -13,83 |
| SINGAPORE | 48 031 307 | 95 336 673 | 98,49 | 2 391 224 | 4 458 103 | 86,44 |
| PHILIPPINES | 2 270 082 934 | 1 851 529 270 | -18,44 | 179 453 816 | 124 982 570 | -30,35 |
| MALAYSIA | 2 796 458 475 | 1 782 545 715 | -36,26 | 196 962 252 | 108 996 439 | -44,66 |
| MYANMAR | 0 | 30 224 760 | - | 0 | 2 115 491 | - |
| CAMBODIA | 47 143 812 | 97 104 732 | 105,98 | 3 504 261 | 5 751 953 | 64,14 |
| VIET NAM | 227 956 269 | 188 019 463 | -17,52 | 16 155 721 | 12 419 499 | -23,13 |
| INDIA | 17 666 572 525 | 17 235 367 368 | -2,44 | 805 002 233 | 758 609 204 | -5,76 |
| PAKISTAN | 203 842 000 | 166 899 900 | -18,12 | 15 683 254 | 13 374 790 | -14,72 |
| BANGLADESH | 29 914 000 | 0 | -100,00 | 2 004 238 | 0 | -100,00 |
| SRI LANKA | 162 600 000 | 245 111 620 | 50,75 | 12 877 363 | 18 550 465 | 44,05 |
| SAUDI ARABIA | 16 001 282 | 0 | -100,00 | 1 040 083 | 0 | -100,00 |
| OMAN | 16 850 | 0 | -100,00 | 44 466 | 0 | -100,00 |
| UNITED ARAB EMIRATES | 55 845 000 | 0 | -100,00 | 1 563 660 | 0 | -100,00 |
| LIBERIA | 0 | 56 442 000 | - | 0 | 3 047 868 | - |
| SIERRA LEONE | 21 010 258 | 0 | -100,00 | 1 680 820 | 0 | -100,00 |
| NEW ZEALAND | 31 950 000 | 62 638 000 | 96,05 | 2 907 770 | 4 701 199 | 61,68 |
| UNITED STATES | 53 550 000 | 241 790 000 | 351,52 | 3 491 460 | 14 826 549 | 324,65 |
| CANADA | 9 134 420 | 0 | -100,00 | 538 930 | 0 | -100,00 |
| ITALY | 803 060 000 | 671 318 000 | -16,41 | 69 132 451 | 52 326 676 | -24,31 |
| SPAIN | 781 096 000 | 647 373 000 | -17,12 | 40 716 886 | 31 694 765 | -22,16 |
| SLOVENIA | 164 845 000 | 0 | -100,00 | 11 418 380 | 0 | -100,00 |

TABEL 5. PERKEMBANGAN EKSPOR INDONESIA MENURUT KOMODITI DAN NEGARA TUJUAN

| JENIS BARANG | BERAT BERSIH (KG) | | PERUB | NILAI FOB (US \$) | | PERUB |
|----------------------------|----------------------|----------------------|---------------|-------------------|-------------------|---------------|
| | JAN-FEB 2012 | JAN-FEB 2013 | % | JAN-FEB 2012 | JAN-FEB 2013 | % |
| (1) | (2) | (3) | (4) | (5) | (6) | (7) |
| GRANIT | 58 245 000 | 48 523 000 | -16,69 | 489 500 | 343 929 | -29,74 |
| SINGAPORE | 58 245 000 | 48 523 000 | -16,69 | 489 500 | 343 929 | -29,74 |
| HASIL TAMBANG LAIN | 5 284 551 704 | 2 176 180 027 | -58,82 | 99 583 740 | 49 041 614 | -50,75 |
| JAPAN | 385 500 | 348 131 | -9,69 | 108 965 | 82 318 | -24,45 |
| HONG KONG | 71 550 | 64 625 | -9,68 | 7 036 | 7 170 | 1,90 |
| KOREA, REPUBLIC OF | 1 047 000 | 1 802 650 | 72,17 | 102 120 | 149 598 | 46,49 |
| TAIWAN | 5 845 790 | 4 766 065 | -18,47 | 369 861 | 411 264 | 11,19 |
| CHINA | 3 265 975 945 | 1 247 449 930 | -61,80 | 79 980 344 | 32 244 888 | -59,68 |
| PAPUA NEW GUINEA | 0 | 63 000 | - | 0 | 11 611 | - |
| THAILAND | 344 780 | 286 050 | -17,03 | 35 089 | 25 178 | -28,25 |
| SINGAPORE | 1 957 103 402 | 848 709 413 | -56,63 | 17 315 859 | 6 407 515 | -63,00 |
| PHILIPPINES | 120 000 | 0 | -100,00 | 13 200 | 0 | -100,00 |
| MALAYSIA | 451 600 | 20 511 120 | 4 441,88 | 39 640 | 4 736 096 | 11 847,77 |
| MYANMAR | 24 600 | 0 | -100,00 | 2 213 | 0 | -100,00 |
| CAMBODIA | 297 468 | 354 988 | 19,34 | 25 288 | 38 390 | 51,81 |
| VIET NAM | 299 860 | 639 760 | 113,35 | 24 343 | 47 675 | 95,85 |
| INDIA | 50 910 000 | 20 186 043 | -60,35 | 991 288 | 4 672 222 | 371,33 |
| PAKISTAN | 0 | 20 000 | - | 0 | 3 200 | - |
| BANGLADESH | 367 800 | 78 000 | -78,79 | 47 603 | 9 000 | -81,09 |
| MAURITANIA | 0 | 2 | - | 0 | 53 | - |
| SOUTH AFRICA | 50 | 0 | -100,00 | 52 | 0 | -100,00 |
| AUSTRALIA | 720 000 | 30 900 000 | 4 191,67 | 99 000 | 195 174 | 97,15 |
| EAST TIMOR | 566 355 | 250 | -99,96 | 421 711 | 262 | -99,94 |
| UNITED STATES | 20 000 | 0 | -100,00 | 100 | 0 | -100,00 |
| SPAIN | 4 | 0 | -100,00 | 28 | 0 | -100,00 |
| BARANG-BARANG SENI | 223 655 | 324 118 | 44,92 | 3 422 129 | 1 650 579 | -51,77 |
| JAPAN | 9 776 | 7 168 | -26,68 | 212 687 | 350 959 | 65,01 |
| HONG KONG | 1 200 | 4 209 | 250,75 | 19 426 | 6 144 | -68,37 |
| KOREA, REPUBLIC OF | 2 810 | 20 698 | 636,58 | 4 820 | 13 550 | 181,12 |
| TAIWAN | 9 004 | 88 501 | 882,91 | 4 901 | 46 998 | 858,95 |
| CHINA | 38 | 2 819 | 7 318,42 | 10 | 14 039 | 140 290,00 |
| THAILAND | 2 431 | 248 | -89,80 | 2 000 | 4 559 | 127,95 |
| SINGAPORE | 18 319 | 12 836 | -29,93 | 2 529 676 | 177 885 | -92,97 |
| PHILIPPINES | 1 405 | 245 | -82,56 | 2 875 | 381 | -86,75 |
| MALAYSIA | 1 646 | 2 686 | 63,18 | 9 347 | 279 591 | 2 891,24 |
| MALDIVES | 54 | 529 | 879,63 | 666 | 3 697 | 455,11 |
| INDIA | 2 155 | 2 250 | 4,41 | 3 804 | 9 322 | 145,06 |
| IRAN (ISLAMIC REPUBLIC OF) | 20 810 | 15 000 | -27,92 | 32 407 | 25 538 | -21,20 |
| ISRAEL | 0 | 344 | - | 0 | 1 009 | - |
| TURKEY | 3 000 | 150 | -95,00 | 15 122 | 1 004 | -93,36 |
| UNITED ARAB EMIRATES | 532 | 1 518 | 185,34 | 6 998 | 7 886 | 12,69 |
| QATAR | 0 | 230 | - | 0 | 1 129 | - |
| CYPRUS | 0 | 1 | - | 0 | 57 | - |
| LIBYAN ARAB JAMAHIRIYA | 0 | 560 | - | 0 | 1 403 | - |
| MOROCCO | 25 | 0 | -100,00 | 138 | 0 | -100,00 |
| KENYA | 35 | 0 | -100,00 | 66 | 0 | -100,00 |
| REUNION | 333 | 209 | -37,24 | 1 249 | 75 | -94,00 |
| ANGOLA | 0 | 150 | - | 0 | 1 717 | - |
| CAMEROON | 70 | 0 | -100,00 | 52 | 0 | -100,00 |
| SEYCHELLES | 21 650 | 0 | -100,00 | 26 046 | 0 | -100,00 |
| SOUTH AFRICA | 1 560 | 655 | -58,01 | 13 495 | 409 | -96,97 |
| MAURITIUS | 643 | 131 | -79,63 | 11 630 | 283 | -97,57 |
| VIRGIN ISLANDS (BRITISH) | 5 | 0 | -100,00 | 69 | 0 | -100,00 |
| AUSTRALIA | 24 310 | 34 729 | 42,86 | 90 914 | 94 611 | 4,07 |
| NEW ZEALAND | 1 793 | 8 192 | 356,89 | 2 748 | 11 232 | 308,73 |
| GUAM | 0 | 4 | - | 0 | 24 | - |
| NEW CALEDONIA | 1 149 | 325 | -71,71 | 2 065 | 1 038 | -49,73 |
| NORTHERN MARIANA ISLANDS | 0 | 191 | - | 0 | 582 | - |
| VANUATU | 1 | 2 | 100,00 | 139 | 560 | 302,88 |
| WALLIS AND FUTUNA ISLANDS | 0 | 50 | - | 0 | 48 | - |
| COOK ISLANDS | 0 | 35 | - | 0 | 473 | - |
| FIJI | 0 | 767 | - | 0 | 7 504 | - |
| EAST TIMOR | 906 | 11 423 | 1 160,82 | 1 278 | 3 517 | 175,20 |
| UNITED STATES | 37 693 | 36 661 | -2,74 | 185 530 | 124 012 | -33,16 |
| CANADA | 1 015 | 2 550 | 151,23 | 5 999 | 8 847 | 47,47 |
| GUATEMALA | 0 | 420 | - | 0 | 14 065 | - |
| PANAMA | 0 | 4 970 | - | 0 | 28 416 | - |
| CHILE | 20 | 534 | 2 570,00 | 31 | 1 304 | 4 106,45 |
| VENEZUELA | 450 | 0 | -100,00 | 1 259 | 0 | -100,00 |
| ARGENTINA | 0 | 1 186 | - | 0 | 2 588 | - |
| BRAZIL | 4 146 | 3 612 | -12,88 | 6 947 | 10 188 | 46,65 |
| COLOMBIA | 140 | 0 | -100,00 | 530 | 0 | -100,00 |
| PERU | 34 | 9 | -73,53 | 10 | 176 | 1 660,00 |
| PUERTO RICO | 0 | 75 | - | 0 | 303 | - |
| COSTA RICA | 0 | 560 | - | 0 | 2 936 | - |

TABEL 5. PERKEMBANGAN EKSPOR INDONESIA MENURUT KOMODITI DAN NEGARA TUJUAN

| JENIS BARANG | BERAT BERSIH (KG) | | PERUB | NILAI FOB (US \$) | | PERUB |
|-----------------------|------------------------|-----------------------|---------------|-----------------------|-----------------------|---------------|
| | JAN-FEB 2012 | JAN-FEB 2013 | % | JAN-FEB 2012 | JAN-FEB 2013 | % |
| (1) | (2) | (3) | (4) | (5) | (6) | (7) |
| ANTIGUA AND BARBUDA | 255 | 0 | -100,00 | 183 | 0 | -100,00 |
| CAYMAN ISLANDS | 85 | 0 | -100,00 | 205 | 0 | -100,00 |
| FRENCH POLYNESIA | 18 | 76 | 322,22 | 988 | 764 | -22,67 |
| MARTINIQUE | 35 | 63 | 80,00 | 237 | 89 | -62,45 |
| GUADELOUPE | 0 | 290 | - | 0 | 673 | - |
| UNITED KINGDOM | 1 058 | 1 621 | 53,21 | 1 763 | 5 087 | 188,54 |
| NETHERLANDS | 11 522 | 7 707 | -33,11 | 52 615 | 229 729 | 336,62 |
| FRANCE | 3 416 | 14 643 | 328,66 | 20 661 | 24 321 | 17,71 |
| GERMANY, FED. REP. OF | 741 | 3 771 | 408,91 | 13 932 | 15 560 | 11,69 |
| AUSTRIA | 837 | 100 | -88,05 | 1 518 | 500 | -67,06 |
| BELGIUM | 3 694 | 8 631 | 133,65 | 67 117 | 34 043 | -49,28 |
| SWITZERLAND | 2 973 | 1 555 | -47,70 | 9 570 | 7 415 | -22,52 |
| DENMARK | 74 | 617 | 733,78 | 1 271 | 2 223 | 74,90 |
| NORWAY | 0 | 380 | - | 0 | 4 000 | - |
| SWEDEN | 165 | 695 | 321,21 | 500 | 1 555 | 211,00 |
| FINLAND | 65 | 425 | 553,85 | 230 | 1 650 | 617,39 |
| IRELAND | 0 | 823 | - | 0 | 275 | - |
| ITALY | 6 606 | 1 430 | -78,35 | 16 980 | 10 235 | -39,72 |
| SPAIN | 20 941 | 10 751 | -48,66 | 27 722 | 35 867 | 29,38 |
| PORTUGAL | 23 | 100 | 334,78 | 160 | 208 | 30,00 |
| GREECE | 714 | 250 | -64,99 | 4 404 | 1 213 | -72,46 |
| POLAND | 200 | 0 | -100,00 | 202 | 0 | -100,00 |
| ROMANIA | 28 | 310 | 1 007,14 | 176 | 755 | 328,98 |
| UKRAINE | 152 | 0 | -100,00 | 1 230 | 0 | -100,00 |
| CROATIA | 85 | 0 | -100,00 | 752 | 0 | -100,00 |
| MALTA | 60 | 0 | -100,00 | 789 | 0 | -100,00 |
| SLOVENIA | 340 | 320 | -5,88 | 227 | 158 | -30,40 |
| CZECH REPUBLIC | 45 | 281 | 524,44 | 167 | 350 | 109,58 |
| RUSSIA FEDERATION | 115 | 1 647 | 1 332,17 | 2 212 | 13 450 | 508,05 |
| SERBIA | 250 | 200 | -20,00 | 1 384 | 400 | -71,10 |
| LAINNYA | 250 | 1 758 | 603,20 | 20 750 | 47 789 | 130,31 |
| HONG KONG | 0 | 350 | - | 0 | 5 900 | - |
| TURKEY | 250 | 0 | -100,00 | 20 750 | 0 | -100,00 |
| UNITED STATES | 0 | 80 | - | 0 | 5 815 | - |
| BRAZIL | 0 | 1 268 | - | 0 | 34 754 | - |
| FRANCE | 0 | 60 | - | 0 | 1 320 | - |
| TOTAL EKSPOR | 109 523 742 848 | 92 554 065 431 | -15,49 | 30 391 115 637 | 29 106 376 038 | -4,23 |

DATA

MENCERDASKAN BANGSA



BADAN PUSAT STATISTIK

Jl. dr. Sutomo No. 6-8 Jakarta 10710
Telp : (021) 3841195, 3842508, 3810291-4, Fax : (021) 3857046
Homepage : <http://www.bps.go.id> E-mail : bpsdq@bps.go.id

