



Katalog BPS: 8202006

**BULETIN**  
**STATISTIK PERDAGANGAN LUAR NEGERI**  
*FOREIGN TRADE STATISTICAL BULLETIN*

# **IMPOR / IMPORTS**

**April**  
*April*

# **2014**



**BADAN PUSAT STATISTIK**



**BULETIN**

**STATISTIK PERDAGANGAN LUAR NEGERI**

***FOREIGN TRADE STATISTICAL BULLETIN***

**IMPOR / IMPORTS**

**April**  
***April***

**2014**



**Buletin**  
**STATISTIK PERDAGANGAN LUAR NEGERI**  
**FOREIGN TRADE STATISTICAL BULLETIN**  
**IMPOR/IMPORTS**

**April 2014**

**No. Publikasi / Publication Number : 06120.1413**

**No. ISSN / ISSN : 0126-3668**

**Katalog BPS / BPS Catalogue : 8202006**

**Ukuran Buku / Book Size : 21 Cm x 28 Cm**

**Jumlah Halaman / Number of pages : xix+183 halaman/pages**

**Naskah / Manuscript :**

**Subdirektorat Statistik Impor**

*Subdirectorate of Import Statistics*

**Gambar Kulit / Cover Design :**

**Subdirektorat Publikasi dan Kompilasi Statistik**

*Subdirectorate of Statistical Publication and Compilation*

**Diterbitkan oleh / Published by :**

**Badan Pusat Statistik, Jakarta-Indonesia**

*BPS - Statistics Indonesia*

**Dicetak oleh / Printed by :**

**Boleh dikutip dengan menyebut sumbernya**

*May be cited with reference to the source*

## KATA PENGANTAR

Publikasi Statistik Impor April 2014 merupakan kelanjutan dari publikasi sebelumnya yang diterbitkan secara bulanan oleh Badan Pusat Statistik Republik Indonesia (BPS-RI). Data yang disajikan dalam publikasi ini, mencakup :

- A. Impor menurut Golongan Barang HS, Golongan Barang SITC, Komoditi (HS), Negara Asal, Pelabuhan Impor, Negara Asal dan Lima Golongan Barang Utama SITC 3 digit, Komoditi tertentu dan Negara Asal Utama
- B. Impor Kawasan Berikat menurut Golongan Barang HS 2 digit, Golongan Barang SITC, Negara Asal, Provinsi dan Pelabuhan Impor

Ucapan terima kasih dan penghargaan yang setinggi-tingginya disampaikan kepada Direktorat Jenderal Bea dan Cukai, Kementerian Keuangan dan Bank Indonesia yang telah secara teratur dan berkesinambungan mengirimkan dokumen PIB, serta PT. Pertamina yang telah memberikan data impor minyak dan gas secara rutin. Selanjutnya, kepada semua pihak yang juga telah membantu BPS-RI sehingga memungkinkan diterbitkannya publikasi ini diucapkan terima kasih.

Akhirnya, kami mengharapkan semoga publikasi ini bermanfaat bagi pengguna data.

Jakarta, Juli 2014  
Badan Pusat Statistik  
Kepala



**Dr. SURYAMIN, M.Sc**  
**NIP. 195608051979031001**

## FOREWORD

The monthly publication of import statistics, is a sequential issue from the preceding publication which developed by The BPS-Statistics of the Republic of Indonesia. This Publication covered:

- A. Import by HS Commodity Groups, SITC Commodity Groups, Commodity (HS), Country of Origin, Port of Importation, Country of Origin and Five Major SITC Commodity Group, Certain Commodities import by Main Country of Origin
- B. Bonded Zone import by Commodity 2 Digits HS, by SITC Commodity Group, Country of Origin, by Province and port of Importation

Deeply gratitude and the highest appreciation are due to the Directorate General of Custom, Ministry of Finance and Bank of Indonesia of their contribution of regularly in sending documents, and also to PT. Pertamina for the best cooperation in supporting data of oil and gas so that BPS published this edition successfully.

Finally, it is hoped that this publication would be useful for users.

Jakarta, July 2014  
BPS-Statistics Indonesia  
Distribution and Service Statistics



**Dr. SURYAMIN, M.Sc**  
Director General

# PENJELASAN

## 1. DAERAH PENCATATAN

Daerah pencatatan statistik dalam publikasi ini meliputi seluruh wilayah Republik Indonesia.

## 2. SUMBER DOKUMEN

Statistik dikumpulkan berdasarkan dokumen impor (Pemberitahuan Impor Barang (PIB - BC 2.0) dan Pemberitahuan Pengangkutan Barang Impor (PPBI – BC 2.3) yang diisi oleh importir. Dokumen PIB - BC 2.0 dan PPBI - BC 2.3 diterima dari Bea dan Cukai dan berlaku sejak April 1997 berdasarkan Surat Keputusan Menteri Keuangan nomor 101/KMK.05/1997 tanggal 10 Maret 1997.

## 3. SISTEM PERDAGANGAN

Sistem pencatatan Statistik Perdagangan Luar Negeri mempergunakan Sistem Perdagangan Umum (*the General Trade System*) atau dengan Sistem Perdagangan Khusus (*the Special Trade System*). Dalam Sistem Perdagangan Umum, Kawasan Berikat dianggap sebagai "dalam negeri", sedangkan dalam Sistem Perdagangan Khusus, dianggap sebagai "luar negeri". Sejak Januari 2008, sistem pencatatan Statistik Impor menggunakan Sistem Perdagangan Umum.

## 4. RUANG LINGKUP

Pencatatan Statistik Impor meliputi seluruh barang-barang yang masuk ke wilayah Indonesia.

## 5. KASUS KHUSUS

- 5.1. Sebagian impor kapal laut dan pesawat beserta suku cadangnya termasuk dalam Statistik Impor.
- 5.2. Barang-barang luar negeri yang diolah atau diperbaiki di dalam negeri tetap dicatat sebagai barang impor, meskipun setelah barang tersebut selesai diproses akan kembali ke luar negeri (*re-ekspor*).
- 5.3. Barang-barang di bawah ini tidak termasuk di dalam Statistik Impor:
  - a. Pakaian dan barang-barang perhiasan penumpang.
  - b. Barang-barang penumpang untuk dipakai sendiri, kecuali lemari es, pesawat TV dan sebagainya.
  - c. Barang-barang yang diimpor untuk keperluan perwakilan (kedutaan) suatu negara.
  - d. Barang-barang untuk ekspedisi dan ekshibisi/pameran.
  - e. Sebagian barang-barang yang langsung diimpor oleh angkatan bersenjata.
  - f. Pembungkus/peti kemas.
  - g. Uang dan surat-surat berharga.
  - h. Barang-barang sebagai contoh.

## **6. SISTEM PENGOLAHAN**

Data dalam publikasi ini mencakup dokumen PIB selama April 2014 yang diterima oleh Badan Pusat Statistik sampai akhir Mei 2014. Sistem pengolahan menggunakan *Carry Over*. Dengan metode ini dokumen-dokumen dari Bea dan Cukai ditunggu selama satu bulan setelah bulan berjalan. Dokumen-dokumen yang datang terlambat akan dimasukkan dalam bulan pengolahan berikutnya.

## **7. KLASIFIKASI JENIS BARANG**

Penggolongan barang yang digunakan di dalam statistik impor adalah klasifikasi Barang Impor yang berdasarkan pada Buku Tarif Kepabeanan Indonesia 2012 (BTKI 2012) yang mengacu pada amandemen keempat dari World Customs Organization (WCO) sebagai lembaga Internasional yang menyusun klasifikasi Harmonized System (HS). Disamping menggunakan HS sebagai klasifikasi jenis barang, juga digunakan Standard International Trade Classification (SITC) Revisi 4.

## **8. PERIODE REFERENSI**

Periode penentuan impor adalah tanggal penyelesaian dokumen oleh pejabat-pejabat Bea dan Cukai yang terdapat dalam dokumen impor.

## **9. NILAI BARANG**

Nilai barang dinyatakan dalam nilai CIF (US\$) dan nilai Kurs April 2014 yang digunakan adalah US\$ 1 = Rp.11.494,-

## **10. SATUAN BARANG**

Berat barang impor adalah berat bersih dan dinyatakan dalam Kg.

## **11. NEGARA ASAL**

Negara asal adalah negara dimana barang-barang tersebut dihasilkan dan dokumennya telah diperiksa serta dinyatakan sesuai dengan peraturan yang berlaku oleh pejabat Bea dan Cukai.



# EXPLANATORY NOTES

## 1. AREA RECORDINGS

The statistical recording area in this publication covers the entire territory of the Republic of Indonesia.

## 2. SOURCE OF DOCUMENTS

Statistics are compiled based on Import Declaration Form (Pemberitahuan Impor Barang (PIB-BC 2.0) or Pemberitahuan Pengangkutan Barang Impor (PPBI-BC 2.3)) of Import documents that are filled by importers. The PIB documents received from Customs and Excise, prevailing on April 1, 1997, based on Minister of Finance Decree No. 101/KMK.05/1997, March 10, 1997.

## 3. TRADE SYSTEM

The systems of recording Foreign Trade Statistics apply the General Trade System or the Special Trade System. In the General Trade System, the Bonded Zone is regarded as "*Domestic*", while in the Special Trade System; the Bonded Zone is regarded as "*Abroad*". Since January 2008, the systems of recording import Statistics have applied the General Trade System.

## 4. COVERAGE

The recording Import Statistics covers all goods entering the Indonesian territory.

## 5. PARTICULAR CASES

5.1 Part of importation of sea vessels and airplanes and their spare parts are included in the Import Statistics.

5.2 Overseas goods which are processed or modified in Indonesian Country are recorded as importation, although after the goods finish process will return to abroad (re-exports).

5.3 The goods here under are not included in the Import Statistics:

- a. Clothes and jewelry of passengers.
- b. Luggage of passengers of own use, except refrigerators, television sets, etc.
- c. Goods imported for the use of foreign countries representations (embassies).
- d. Goods for expeditions and exhibition shows.
- e. A part of the goods directly imported by armed forces.
- f. Packing's containers to be refilled.
- g. Bank notes and securities.
- h. Sample goods.

## **6. PROCESSING SYSTEM**

The data in this publication covers documents of April, 2014 were received by the BPS to the end of May 2014. The documents are processed using a carry over system. The deadline for the acceptance of documents of a certain month is one month after the reference period, which means the end of the following month. The documents accepted after the deadline is considered as the document of the following month.

## **7. COMMODITY CLASSIFICATION**

The classification of goods in this publication applies the 2012 Indonesia's Custom Tariff Classification, based on fourth amendment from World Customs Organization (WCO) as an International Organization who arranged the Classification of Harmonized System (HS). Besides applying the HS, the Standard International Trade Classification (SITC) Revised 4 is also applied in the classification of goods.

## **8. REFERENCE PERIOD**

The period of import determination is the date of settlement/completion by the Customs and Excise Officials as stated in the Import documents.

## **9. COMMODITY VALUATION**

The values recorded, are the CIF value (US\$). The exchange rate use for April, 2014, US\$1 = Rp.11.494,-

## **10. UNIT OF COMMODITY**

The net weight imported of goods are present to Kg.

## **11. COUNTRY OF ORIGIN**

Country of origin is the country in which the goods have been produced, after being verified by Customs and Excise Officials, pursuant to the prevailing regulations

## DAFTAR ISI/CONTENTS

	Halaman/Page
KATA PENGANTAR/ <i>FOREWORD</i> .....	iii-iv
PENJELASAN/ <i>EXPLANATORY NOTES</i> .....	v-viii
DAFTAR ISI/ <i>CONTENTS</i> .....	ix
RINGKASAN/ <i>SUMMARY</i> .....	xi-xix
Tabel/ <i>Table</i> I-1. Import Menurut Golongan Barang HS/ <i>Import by HS Commodity Groups</i>	
Menurut 21 Golongan Barang HS/ <i>By 21 HS Commodity Groups</i> .....	1
Menurut Golongan Barang 2 Dijiit HS/ <i>By Commodity Groups 2 Digit Code HS</i> .....	2
Menurut 40 Golongan Barang HS Terbesar/ <i>By 40 Biggest Commodities 10 Digit HS Code</i> .....	4
Tabel/ <i>Table</i> I-2. Impor Menurut Golongan Barang SITC/ <i>Import by SITC Commodity Groups</i> .....	5-10
Tabel/ <i>Table</i> I-3. Impor Menurut Komoditi (HS)/ <i>Import by Commodity (HS)</i> .....	11-133
Tabel/ <i>Table</i> I-4. Impor Menurut Negara Asal/ <i>Import by Country of Origin</i> .....	134-137
Tabel/ <i>Table</i> I-5. Impor Menurut Pelabuhan Impor/ <i>Import by Port of Importation</i> .....	138-140
Tabel/ <i>Table</i> I-6 Impor Menurut Negara Asal dan Lima Golongan Barang (SITC) Utama/ <i>Import by Country of Origin and Five Major SITC Commodity Group</i> .....	141-168
Tabel/ <i>Table</i> I-7 Impor Komoditi Tertentu Menurut Negara Asal Utama/ <i>Certain Commodities Import by Main Country of Origin</i> .....	169-172
Tabel/ <i>Table</i> K1 Import Kawasan Berikat Menurut Golongan Barang 2 Dijiit HS/ <i>Bonded Zone Import by Commodity 2 Digits HS</i> .....	173-174
Tabel/ <i>Table</i> K2 Impor Kawasan Berikat Menurut Golongan Barang SITC/ <i>Bonded Zone Import by SITC Commodity Group</i> .....	175-179
Tabel/ <i>Table</i> K3 Impor Kawasan Berikat Menurut Negara Asal/ <i>Bonded Zone Import by Country of Origin</i> .....	180-182
Tabel/ <i>Table</i> K4 Impor Kawasan Berikat Menurut Provinsi dan Pelabuhan Impor/ <i>Bonded Zone Import by Province and Port of Importation</i> .....	183



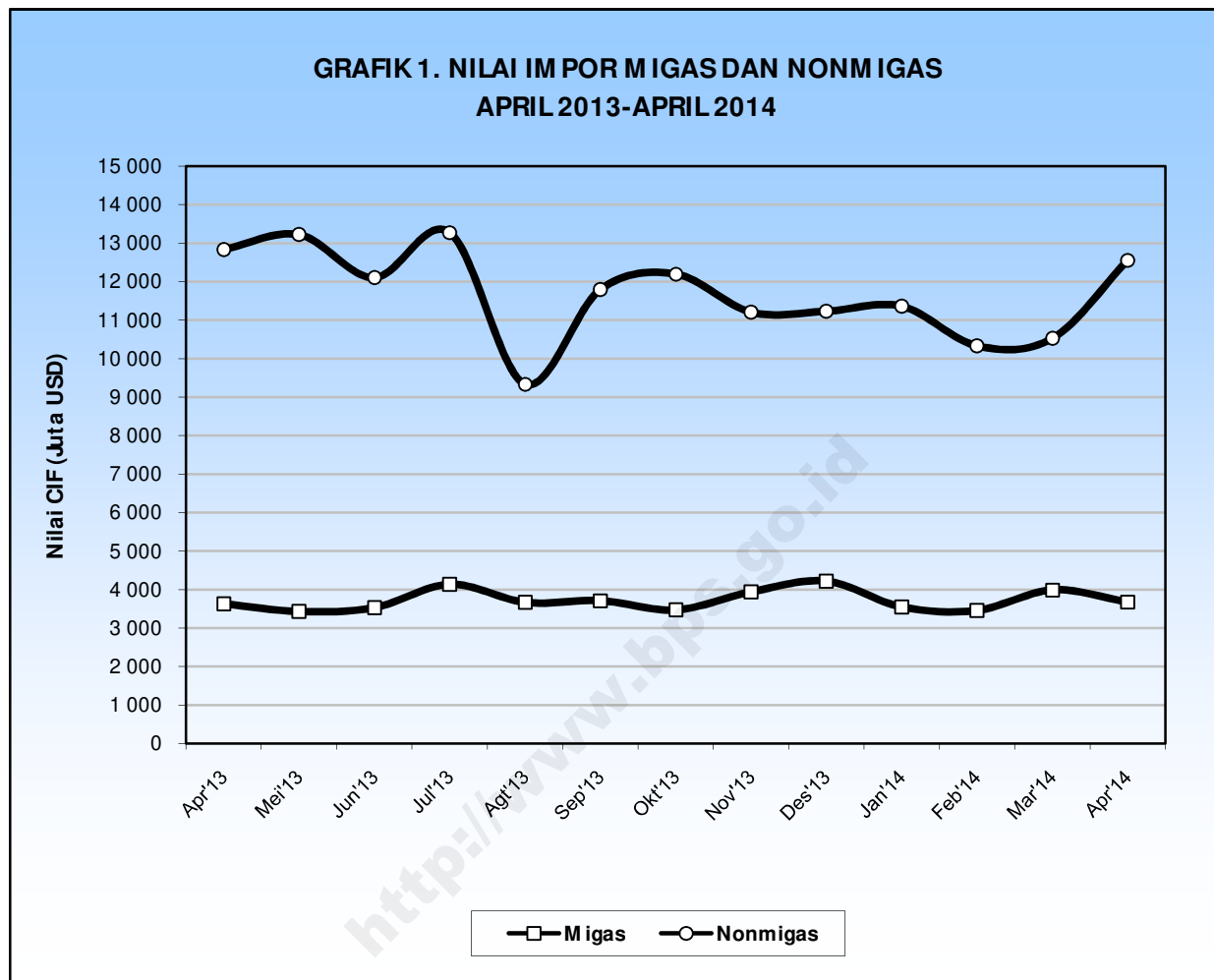
## RINGKASAN

Pada April 2014 nilai impor mencapai USD16.246,7 juta yang terdiri dari impor melalui Kawasan Berikat sebesar USD2.060,6 juta (12,68 persen) dan di Luar Kawasan Berikat sebesar USD14.186,1 juta (87,32 persen). Nilai impor migas Indonesia mencapai USD3.684,5 juta atau 22,68 persen dari total impor Indonesia. Sedangkan nilai impor nonmigas Indonesia mencapai USD12.562,2 juta dan memberikan peranan sebesar 77,32 persen terhadap total impor Indonesia.

**TABEL 1. IMPOR MIGAS DAN NONMIGAS  
APRIL 2013 – APRIL 2014**

Tahun/ Bulan	Migas		Nonmigas		Total		
	Indonesia	Kawasan Berikat	Indonesia	Kawasan Berikat	Indonesia	Kawasan Berikat	
<b>Nilai CIF (Juta USD)</b>							
<b>2013</b>	April	3 629,4	6,0	12 834,1	2 046,2	16 463,5	2 052,2
	Mei	3 435,5	47,5	13 225,0	1 982,9	16 660,5	2 030,4
	Juni	3 531,0	44,0	12 105,0	1 937,6	15 636,0	1 981,6
	Juli	4 137,3	36,9	13 279,7	1 847,8	17 417,0	1 884,7
	Agustus	3 672,0	38,7	9 340,1	1 440,8	13 012,1	1 479,5
	September	3 715,6	10,7	11 794,2	1 710,1	15 509,8	1 720,8
	Oktober	3 473,9	5,8	12 200,1	1 882,4	15 674,0	1 888,2
	November	3 938,9	55,2	11 210,4	1 719,4	15 149,3	1 774,6
	Desember	4 221,6	88,4	11 234,3	1 735,2	15 455,9	1 823,6
<b>2014</b>	Januari	3 550,5	8,7	11 365,7	1 712,0	14 916,2	1 720,7
	Februari	3 457,2	11,8	10 333,5	1 552,8	13 790,7	1 564,6
	Maret	3 994,6	11,9	10 529,1	1 596,5	14 523,7	1 608,4
	April	3 684,5	8,3	12 562,2	2 052,3	16 246,7	2 060,6
<b>Peranan Terhadap Total Impor (%)</b>							
<b>2013</b>	April	22,05	0,29	77,95	99,71	100,00	100,00
	Mei	20,62	2,33	79,38	97,67	100,00	100,00
	Juni	22,58	2,22	77,42	97,78	100,00	100,00
	Juli	23,75	1,96	76,25	98,04	100,00	100,00
	Agustus	28,22	2,62	71,78	97,38	100,00	100,00
	September	23,96	0,62	76,04	99,38	100,00	100,00
	Oktober	22,16	0,31	77,84	99,69	100,00	100,00
	November	26,00	3,11	74,00	99,89	100,00	100,00
	Desember	27,31	4,85	72,69	95,15	100,00	100,00
<b>2014</b>	Januari	23,80	0,51	76,20	99,49	100,00	100,00
	Februari	25,07	0,75	74,93	99,25	100,00	100,00
	Maret	27,50	0,74	72,50	99,26	100,00	100,00
	April	22,68	0,40	77,32	99,60	100,00	100,00

Dari total nilai impor migas Indonesia, impor melalui Kawasan Berikat hanya sebesar USD8,3 juta atau 0,23 persen, sedangkan sisanya sebanyak USD3.676,2 juta (99,77 persen) di Luar Kawasan Berikat. Sementara itu, nilai impor nonmigas di Luar Kawasan Berikat mencapai USD10.509,9 juta atau 83,66 persen dan yang melalui Kawasan Berikat sebesar USD2.052,3 juta (16,34 persen).



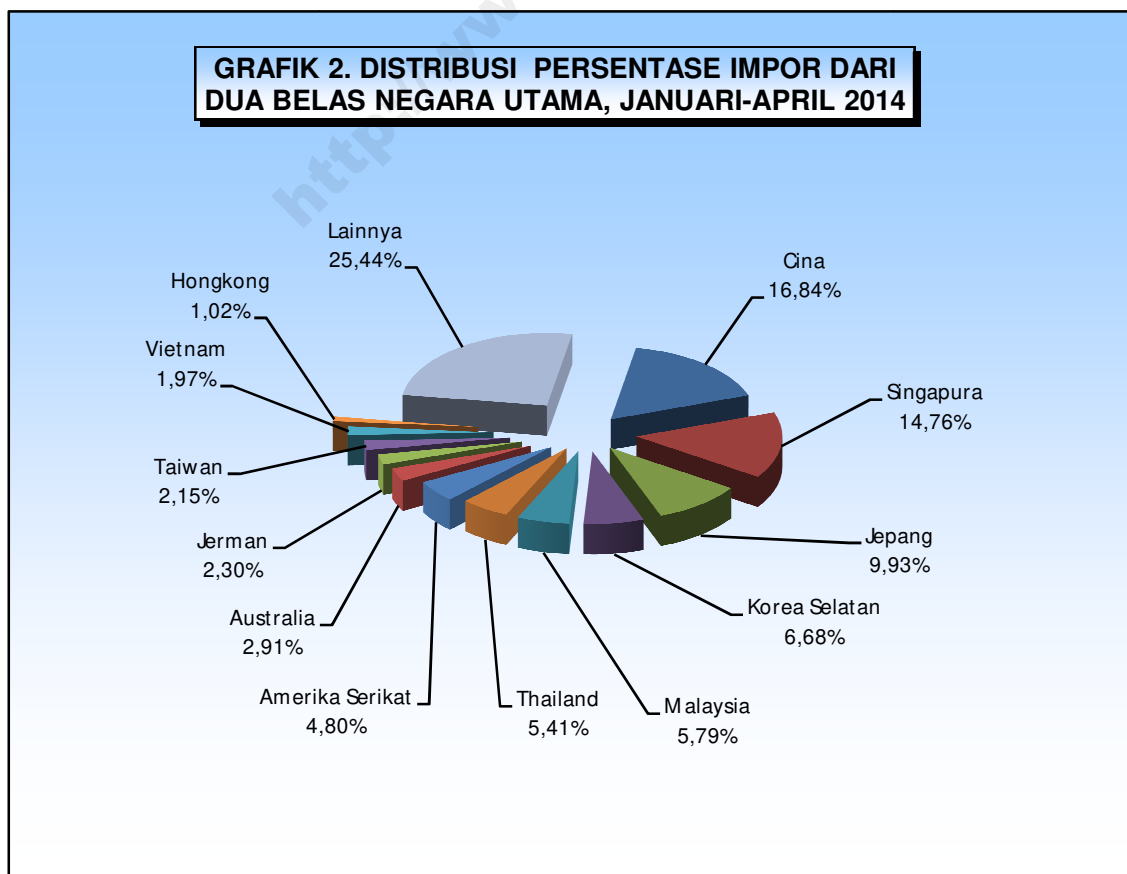
Dilihat dari peranannya, selama tiga belas bulan terakhir impor migas memberikan kontribusi rata-rata 24,29 persen per bulan dan impor nonmigas sebesar 75,71 persen per bulan. Sementara itu, pada April 2014 peranan impor migas mencapai 22,68 persen yang berarti angka tersebut berada di bawah rata-rata. Sebaliknya peranan impor nonmigas berada di atas rata-rata, yaitu 77,32 persen.

Dengan diterapkannya Sistem Perdagangan Umum (*General Trade System*) dalam pencatatan statistik impor, secara keseluruhan nilai impor barang yang tercatat mengalami kenaikan yang nyata (signifikan).

**TABEL 2. PERKEMBANGAN IMPOR MIGAS DAN NONMIGAS  
JANUARI-APRIL 2010-2014**

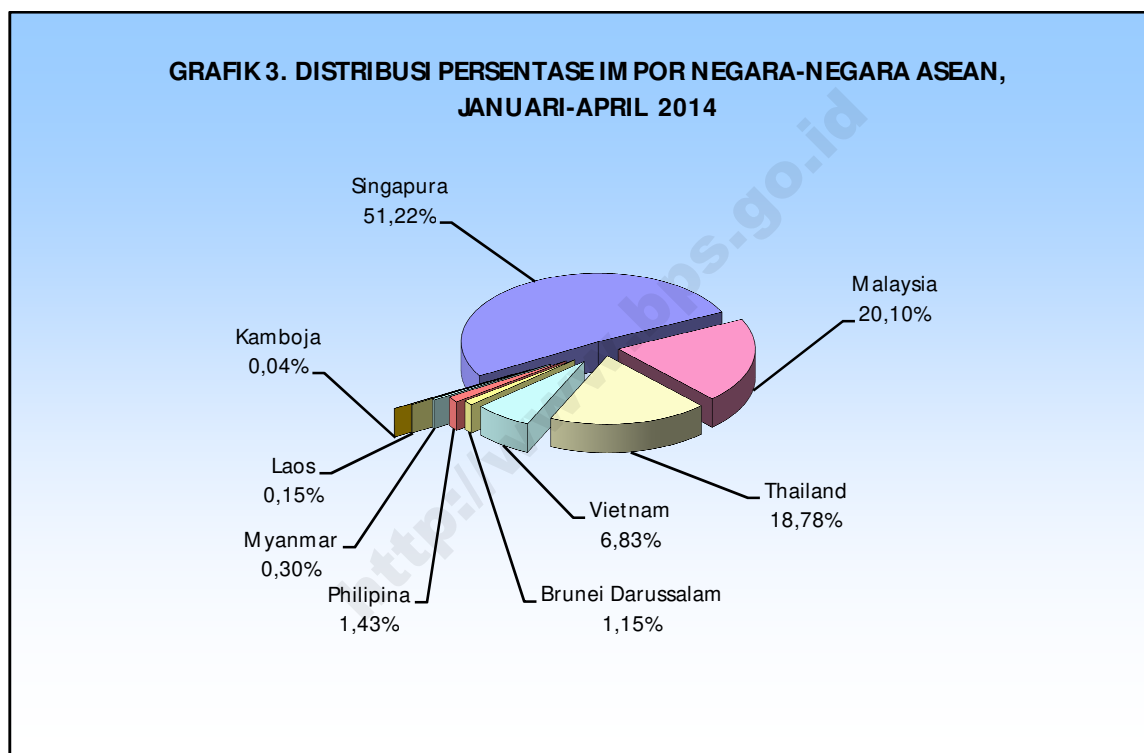
Bulan/ Tahun	Nilai (Juta USD)			Peranan (%)		
	Migas	Nonmigas	Total	Migas	Nonmigas	Total
<b>Jan-Apr:</b>						
2010	8 757,4	32 439,6	41 197,0	21,26	78,74	100,00
2011	12 347,5	41 335,5	53 683,0	23,00	77,00	100,00
2012	14 641,2	48 043,7	62 684,9	23,36	76,64	100,00
2013	15 140,6	46 973,5	62 114,1	24,38	75,62	100,00
2014	14 695,1	44 790,5	59 485,6	24,70	75,30	100,00

Impor Indonesia Januari-April 2014 sebesar USD55.832,9 juta atau turun 4,23 persen dibanding periode yang sama tahun sebelumnya. Penurunan tersebut dipicu oleh turunnya impor migas sebesar 2,94 persen menjadi USD14.695,1 juta dan impor nonmigas sebesar 4,65 persen menjadi USD42.716,6 juta. Dilihat dari nilainya, selama Januari-April periode 2010-2014 didominasi oleh impor nonmigas dengan rata-rata peranan sebesar 76,66 persen per tahun. Dengan demikian dapat disimpulkan bahwa perekonomian Indonesia selama ini masih bertumpu pada impor sektor nonmigas.



Dari keseluruhan nilai impor pada Januari-April 2014, 74,56 persen berasal dari dua belas negara utama. Cina menempati posisi pertama, yaitu 16,84 persen dari total impor Indonesia, diikuti oleh Singapura (14,76 persen), Jepang (9,93 persen), Korea Selatan (6,68 persen), Malaysia (5,79 persen), Thailand (5,41 persen), Amerika Serikat (4,80 persen), Australia (2,91 persen), Jerman (2,30 persen), Taiwan (2,15 persen), Vietnam (1,97 persen), dan Hongkong (1,02 persen).

Impor terbesar pada Januari-April 2014 berasal dari kelompok sembilan negara APEC Lainnya yakni mencapai 40,19 persen atau sebesar USD23.909,1 juta. Kelompok negara ASEAN berada di urutan berikutnya dengan peranan sebesar 28,81 persen (USD17.136,8 juta), kemudian diikuti kelompok negara Uni Eropa 7,31 persen (USD4.349,2 juta), kelompok negara NAFTA sebesar 5,80 persen (USD3.447,9 juta), sedangkan kelompok negara lainnya menyumbang 17,89 persen (USD10.642,6 juta).



Jika dilihat impor Indonesia dari kelompok ASEAN, selama Januari-April 2014 peranan impor yang paling tinggi adalah dari Singapura dengan peranan sebesar 51,22 persen dari total impor ASEAN. Malaysia menempati urutan kedua sebesar 20,10 persen, diikuti oleh Thailand (18,78 persen), Vietnam (6,83 persen), Brunei Darussalam (1,15 persen), dan Philipina (1,43 persen), sementara peranan impor dari Laos, Myanmar, dan Kamboja masih di bawah satu persen.

Dari kelompok negara Uni Eropa, selama Januari-April 2014 peranan impor yang paling tinggi adalah dari Jerman dengan peranan sebesar 31,47 persen dari total impor Uni Eropa. Italia menempati urutan kedua dengan peranan 13,45 persen, diikuti oleh Perancis (11,56 persen), Inggris (6,90 persen), dan Belanda (6,38 persen).



**TABEL 3. NILAI DAN PERANAN IMPOR  
DARI KELOMPOK NEGARA ASEAN, NAFTA, DAN UNI EROPA  
JANUARI-APRIL 2013 DAN 2014**

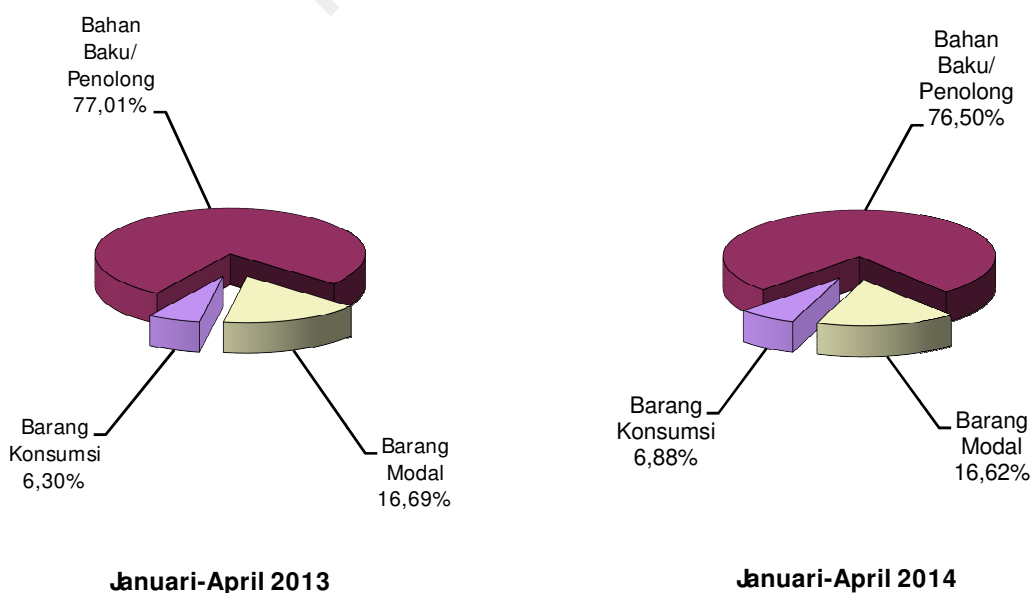
KELOMPOK NEGARA	Januari-April 2013		Januari-April 2014		Perubahan Jan-Apr 2014 thd Jan-Apr 2013 (%)
	Nilai (Juta USD)	Peranan (%)	Nilai (Juta USD)	Peranan (%)	
<b>APEC</b>					
<b>ASEAN</b>	<b>17 827,8</b>	<b>28,70</b>	<b>17 136,8</b>	<b>28,81</b>	<b>-3,88</b>
Thailand	3 802,5	6,12	3 218,4	5,41	-15,36
Singapura	8 520,3	13,72	8 776,7	14,76	3,01
Philippina	277,3	0,45	244,4	0,41	-11,86
Malaysia	4 057,8	6,53	3 445,2	5,79	-15,10
Myanmar	23,5	0,04	51,6	0,09	119,57
Kamboja	4,1	0,01	7,9	0,01	92,68
Brunei Darussalam	267,0	0,43	196,4	0,33	-26,44
Laos	3,1	0,00	25,2	0,04	712,90
Vietnam	872,2	1,40	1 171,0	1,97	34,26
<b>NAFTA</b>	<b>3 678,0</b>	<b>5,92</b>	<b>3 447,9</b>	<b>5,80</b>	<b>-6,26</b>
Amerika Serikat	2 880,2	4,64	2 856,8	4,80	-0,81
Kanada	613,3	0,99	531,4	0,90	-13,35
Meksiko	184,5	0,29	59,7	0,10	-67,64
<b>NEGARA APEC LAINNYA</b>	<b>23 864,4</b>	<b>38,42</b>	<b>23 909,1</b>	<b>40,19</b>	<b>0,19</b>
Jepang	6 646,8	10,70	5 908,0	9,93	-11,12
Hongkong	644,0	1,04	607,9	1,02	-5,61
Korea Selatan	4 238,5	6,82	3 975,6	6,68	-6,20
Taiwan	1 442,2	2,32	1 279,2	2,15	-11,30
Cina	9 172,7	14,77	10 017,1	16,84	9,21
Papua Nugini	6,2	0,01	9,5	0,02	53,23
Australia	1 408,4	2,27	1 728,1	2,91	22,70
Selandia Baru	244,9	0,39	303,0	0,51	23,72
Chili	60,7	0,10	80,7	0,13	32,95
<b>UNI EROPA</b>	<b>4 769,8</b>	<b>7,68</b>	<b>4 349,2</b>	<b>7,31</b>	<b>-8,82</b>
Jerman	1 679,5	2,70	1 368,9	2,30	-18,49
Italia	592,0	0,95	584,9	0,98	-1,20
Perancis	532,0	0,86	502,8	0,85	-5,49
Inggris	351,0	0,57	300,2	0,50	-14,47
Belanda	306,8	0,49	277,3	0,47	-9,62
Finlandia	126,3	0,20	269,5	0,45	113,38
Swedia	323,0	0,52	217,0	0,37	-32,82
Belgia	212,9	0,34	209,6	0,35	-1,55
Spanyol	177,4	0,29	185,4	0,31	4,51
Austria	125,5	0,20	128,6	0,22	2,47
Cheska	56,8	0,09	53,5	0,09	-5,81
Denmark	55,7	0,09	49,2	0,08	-11,67
Irlandia	34,3	0,06	42,0	0,07	22,45
Polandia	44,2	0,07	42,0	0,07	-4,98
Yunani	44,8	0,07	34,3	0,06	-23,44
Uni Eropa Lainnya	107,6	0,18	84,0	0,14	-21,93
<b>LAINNYA</b>	<b>11 974,1</b>	<b>19,28</b>	<b>10 642,6</b>	<b>17,89</b>	<b>-11,12</b>
<b>TOTAL IMPOR</b>	<b>62 114,1</b>	<b>100,00</b>	<b>59 485,6</b>	<b>100,00</b>	<b>-4,23</b>

**TABEL 4. IM POR M ENURUT GOLONGAN PENGGUNAAN BARANG  
JANUARI-APRIL 2010-2014**

Bulan/ Tahun	Nilai (Juta USD)				Peranan (%)			
	Barang Konsumsi	Bahan Baku/ Penolong	Barang Modal	Total	Barang Konsumsi	Bahan Baku/ Penolong	Barang Modal	Total
<b>Jan-Apr:</b>								
2010	3 071,6	29 898,1	8 227,3	41 197,0	7,46	72,57	19,97	100,00
2011	4 287,6	40 180,5	9 214,9	53 683,0	7,99	74,85	17,16	100,00
2012	4 442,9	45 707,3	12 534,7	62 684,9	7,09	72,91	20,00	100,00
2013	3 913,0	47 836,2	10 364,9	62 114,1	6,30	77,01	16,69	100,00
2014	4 095,7	45 506,0	9 883,9	59 485,6	6,88	76,50	16,62	100,00

Rata-rata nilai impor Januari-April periode 2010-2014 adalah sebesar USD55.832,9 juta dengan rata-rata nilai impor barang konsumsi dan peranannya USD3.962,2 juta (7,14 persen), impor bahan baku/penolong sebesar USD41.825,6 juta (74,77 persen) dan impor barang modal sebesar USD10.045,1 juta (18,09 persen). Jika dibandingkan Januari-April 2013, maka nilai impor golongan barang bahan baku/penolong dan barang modal mengalami penurunan masing-masing sebesar 4,87 persen (US\$2.330,2 juta) dan 4,64 persen (US\$481,0 juta). Sementara itu, impor barang konsumsi mengalami peningkatan sebesar 4,67 persen atau US\$182,7 juta.

**GRAFIK 4. PERSENTASE NILAI IM POR INDONESIA  
M ENURUT GOLONGAN PENGGUNAAN BARANG  
JANUARI-APRIL 2013 DAN 2014**



Dilihat dari peranannya selama Januari-April periode 2010-2014, rata-rata peranan tertinggi diberikan oleh impor *bahan baku/penolong* yaitu 74,77 persen, diikuti oleh rata-rata impor *barang modal* sebesar 18,09 persen dan rata-rata impor *barang konsumsi* sebesar 7,14 persen. Sementara itu, peran *barang konsumsi* yang tertinggi dicapai di tahun 2011 yaitu sebesar 7,99 persen. Golongan *bahan baku/penolong* memberikan peranan tertinggi di tahun 2013 sebesar 77,01 persen, sedangkan golongan *barang modal* peran tertingginya dicapai pada tahun 2012 sebesar 20,00 persen.

Jika dibandingkan dengan periode yang sama tahun sebelumnya, peranan nilai impor *barang konsumsi* terhadap keseluruhan nilai impor pada Januari-April 2014 mengalami peningkatan dari 6,30 persen menjadi 6,88 persen. Sebaliknya impor *bahan baku/penolong* dan *barang konsumsi* mengalami penurunan masing-masing dari 77,01 persen menjadi 76,50 persen dan 16,69 persen menjadi 16,62 persen.

Menurut golongan barang SITC (*Standard International Trade Classification*) 1 digit, kelompok barang utama impor selama Januari-April 2014 adalah kelompok *mesin dan alat angkutan* dengan nilai sebesar USD17.813,8 juta dan memberikan peran sebesar 29,95 persen dari total impor Indonesia. Dilihat dari nilainya, terlihat bahwa nilai impor kelompok ini turun 8,75 persen dibandingkan periode yang sama tahun sebelumnya. Demikian juga apabila dilihat dari peranan impor kelompok barang ini mengalami penurunan dari 31,43 persen menjadi 29,95 persen.

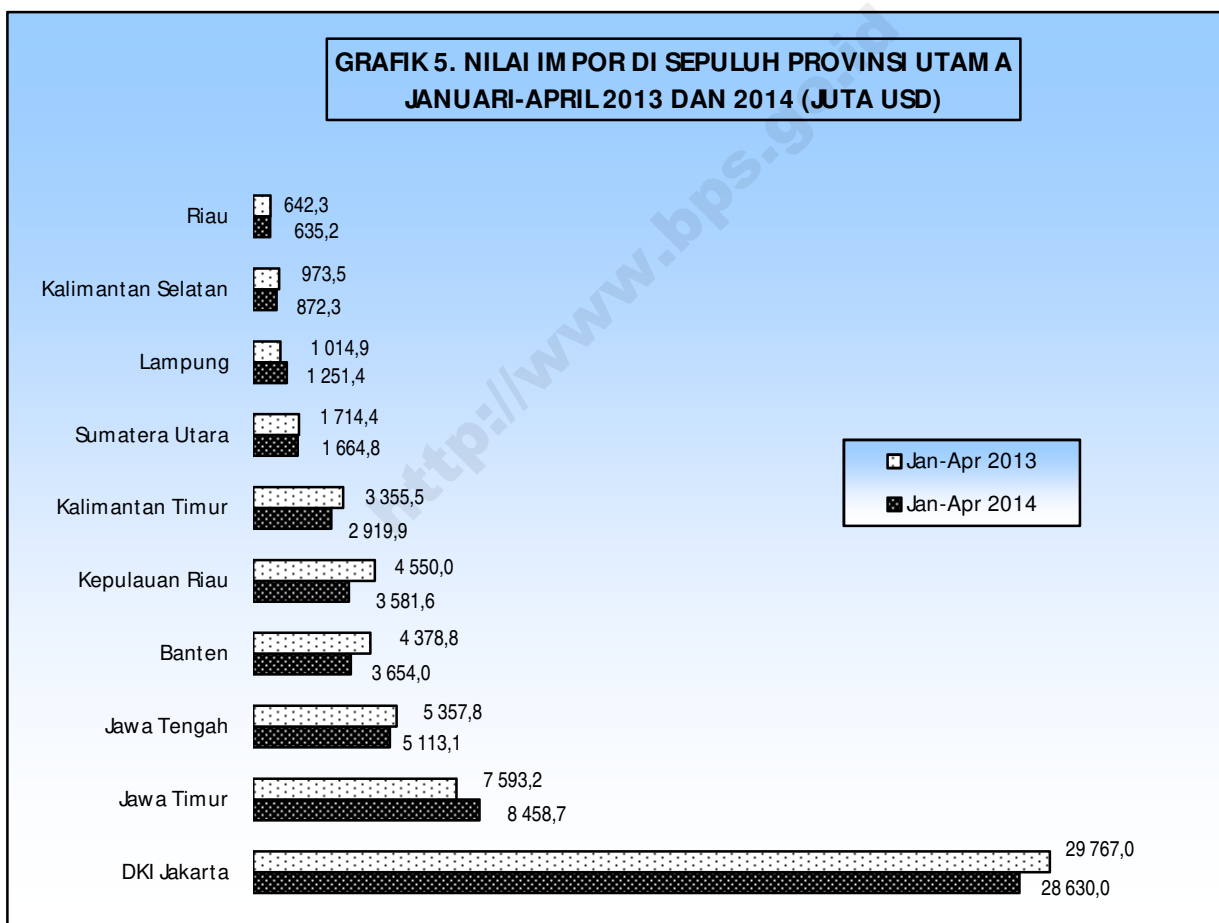
**TABEL 5. IMPOR MENURUT SITC-1 DIJIT  
JANUARI-APRIL 2013 DAN 2014**

SITC	Januari-April 2013		Januari-April 2014		Perubahan Jan-Apr 2014 thd Jan-Apr 2013 (%)
	Nilai (Juta USD)	Peranan (%)	Nilai (Juta USD)	Peranan (%)	
0 Bahan Makanan dan Binatang Hidup	3 998,4	6,44	4 440,0	7,46	11,04
1 Minuman dan Tembakau	240,0	0,39	252,3	0,42	5,13
2 Bahan Baku dan Hasil Tambang	3 043,4	4,90	3 163,6	5,32	3,95
3 Minyak dan Bahan Bakar Mineral	15 195,0	24,46	14 843,2	24,95	-2,32
4 Minyak Nabati dan Hewani	68,4	0,11	45,5	0,08	-33,48
5 Bahan Kimia dan produknya	7 916,6	12,74	7 828,4	13,16	-1,11
6 Barang-barang Buatan Pabrik	9 971,9	16,05	8 877,8	14,93	-10,97
7 Mesin dan Alat Angkutan	19 521,3	31,43	17 813,8	29,95	-8,75
8&9 Lainnya	2 159,1	3,48	2 221,0	3,73	2,87
<b>TOTAL IMPOR</b>	<b>62 114,1</b>	<b>100,00</b>	<b>59 485,6</b>	<b>100,00</b>	<b>-4,23</b>

Impor kelompok barang SITC 1 digit yang terbesar berikutnya adalah *minyak dan bahan bakar mineral* dengan nilai USD14.843,2 juta dengan peran sebesar 24,95 persen, diikuti oleh *barang-barang buatan pabrik* sebesar USD8.877,8 juta (14,93 persen). Selanjutnya *bahan kimia dan produknya* sebesar USD7.828,4 juta (13,16 persen), *bahan makanan dan binatang hidup* sebesar USD4.440,0 juta

(7,46 persen), *bahan baku dan hasil tambang* sebesar USD3.163,6 juta (5,32 persen), *kelompok barang lainnya* sebesar USD2.221,0 juta (3,73 persen), *minuman dan tembakau* sebesar USD252,3 juta (0,42 persen), dan *minyak nabati dan hewani* sebesar USD45,5 juta (0,08 persen).

Selama Januari-April 2014, pelabuhan di DKI Jakarta membongkar barang impor terbesar dibanding dengan pelabuhan di provinsi lain, yaitu sebesar USD28.630,0 juta atau 48,13 persen dari total impor Indonesia. Provinsi dengan impor terbesar kedua adalah Jawa Timur yang mencapai USD8.458,7 juta (14,22 persen), diikuti Jawa Tengah USD5.113,1 juta (8,60 persen), Banten USD3.654,0 juta (6,14 persen), Kepulauan Riau USD3.581,6 juta (6,02 persen), Kalimantan Timur USD2.919,9 juta (4,91 persen), Sumatera Utara sebesar USD1.664,8 juta (2,80 persen), dan Lampung US\$1.251,4 juta (2,10 persen). Kemudian nilai impor yang masuk melalui provinsi Kalimantan Selatan dan Riau masing-masing sebesar US\$872,3 juta (1,47 persen) dan USD635,2 juta (1,07 persen). Sementara nilai impor ke provinsi lainnya masih berada di bawah USD1,0 miliar.



Dari sepuluh provinsi utama, dua provinsi diantaranya mengalami peningkatan nilai impor dibanding periode yang sama tahun sebelumnya. Provinsi tersebut, yaitu Jawa Timur dan Lampung yang meningkat masing-masing sebesar US\$865,3 juta (11,40 persen) dan US\$236,5 (23,30 persen). Sementara itu, delapan provinsi lainnya mengalami penurunan nilai impor.

Dari delapan provinsi utama yang mengalami penurunan nilai impor, provinsi DKI Jakarta mengalami penurunan cukup tinggi, yaitu sebesar US\$1.137,0 juta atau 3,82 persen. Provinsi berikutnya, yaitu Kepulauan Riau sebesar US\$968,4 juta (6,02 persen), Banten sebesar US\$724,8 juta (16,55 persen), Kalimantan Timur sebesar US\$435,6 juta (12,98 persen), Jawa Tengah sebesar US\$244,7 (4,57 persen), Kalimantan Selatan sebesar US\$101,2 juta (10,40 persen), Sumatera Utara sebesar US\$49,6 juta (2,89 persen), dan Riau sebesar US\$7,1 juta (1,11 persen).

**TABEL 6. NILAI DAN PERANAN IMPOR MENURUT PROVINSI<sup>\*)</sup>  
JANUARI-APRIL 2013 DAN 2014**

Provinsi	Januari-April 2013		Januari-April 2014		Perubahan Jan-Apr 2014 thd Jan-Apr 2013 (%)
	Nilai (Juta USD)	Peranan (%)	Nilai (Juta USD)	Peranan (%)	
Aceh	6,4	0,01	14,3	0,02	123,44
Sumatera Utara	1 714,4	2,76	1 664,8	2,80	-2,89
Sumatera Barat	322,7	0,52	361,9	0,61	12,15
Riau	642,3	1,03	635,2	1,07	-1,11
Jambi	34,1	0,06	79,6	0,13	133,43
Sumatera Selatan	163,0	0,26	118,6	0,20	-27,24
Bengkulu	6,7	0,01	4,2	0,01	-37,31
Lampung	1 014,9	1,63	1 251,4	2,10	23,30
Kepulauan Bangka Belitung	17,7	0,03	14,4	0,02	-18,64
Kepulauan Riau	4 550,0	7,33	3 581,6	6,02	-21,28
DKI Jakarta	29 767,0	47,92	28 630,0	48,13	-3,82
Jawa Barat	736,5	1,19	627,5	1,05	-14,80
Jawa Tengah	5 357,8	8,63	5 113,1	8,60	-4,57
Di Yogyakarta	0,4	0,00	0,4	0,00	0,00
Jawa Timur	7 593,2	12,22	8 458,7	14,22	11,40
Banten	4 378,8	7,05	3 654,0	6,14	-16,55
Bali	67,3	0,11	141,8	0,24	110,70
Nusa Tenggara Barat	62,8	0,10	51,3	0,09	-18,31
Nusa Tenggara Timur	211,6	0,34	12,1	0,02	-94,28
Kalimantan Barat	164,2	0,26	207,1	0,35	26,13
Kalimantan Tengah	38,2	0,06	41,4	0,07	8,38
Kalimantan Selatan	973,5	1,57	872,3	1,47	-10,40
Kalimantan Timur	3 355,5	5,40	2 919,9	4,91	-12,98
Sulawesi Utara	19,6	0,03	63,9	0,11	226,02
Sulawesi Tengah	7,3	0,01	22,9	0,04	213,70
Sulawesi Selatan	520,6	0,84	250,6	0,42	-51,86
Sulawesi Tenggara	148,7	0,24	152,5	0,26	2,56
Gorontalo	12,2	0,02	44,1	0,07	261,48
Maluku	121,7	0,20	143,5	0,24	17,91
Maluku Utara	0,3	0,00	2,0	0,00	566,67
Papua Barat	22,2	0,04	3,6	0,01	-83,78
Papua	82,5	0,13	346,9	0,58	320,48
<b>TOTAL IMPOR</b>	<b>62 114,1</b>	<b>100,00</b>	<b>59 485,6</b>	<b>100,00</b>	<b>-4,23</b>

Keterangan : \*) = melalui pelabuhan bongkar yang terdapat di provinsi



**I-1. IMPOR MENURUT GOLONGAN BARANG HS / IMPORT BY HS COMMODITY GROUPS**  
**A. MENURUT 21 GOLONGAN BARANG (HS) / BY 21 HS COMMODITY GROUP**  
**\*\*\* APRIL / APRIL 2014 \*\*\***

HS	Uraian golongan barang Group description	Berat bersih / Net weight (Kg)		Nilai / Value C.I.F ( U S \$ )	
		Bulan ini Current month	Kumulatif Cum. Jan. to date	Bulan ini Current month	Kumulatif Cum. Jan. to date
I	Live Animals; Animal Product	76 446 957	271 288 047	271 606 480	937 667 964
II	Vegetable Products	1 524 177 409	4 816 959 058	744 118 663	2 276 055 838
III	Fats, Oils, Waxes Of Animal/ Vegetable	10 375 405	31 941 571	16 436 297	57 113 765
IV	Foodstuffs, Beverages, Spirits And Tobacco	808 931 367	2 794 147 661	642 492 864	2 175 936 858
V	Mineral Products	5 759 632 842	21 626 851 437	3 880 973 772	15 366 947 522
VI	Prod. Of Chemical Or Allied Industries	1 611 637 928	5 691 075 399	1 581 620 676	5 676 740 479
VII	Plastics, Rubber And Articles There Of	402 736 403	1 407 794 917	925 547 790	3 235 955 175
VIII	Raw Hides, Skins, Leather And Articles	8 051 546	27 221 441	69 137 251	222 104 505
IX	Wood And Its Articles, Plaiting Materials	92 869 127	292 850 091	35 354 430	124 985 613
X	Pulp, Paper And Articles There Of	432 220 023	1 390 178 437	305 893 324	1 014 051 862
XI	Textiles & Textile Articles	210 267 236	689 933 210	874 238 016	2 901 724 313
XII	Footwear, Umbrellas, Artificial Flowers	7 717 424	25 250 253	48 290 647	160 161 893
XIII	Cement, Plaster, Glass, Ceramic Products	193 955 461	671 655 660	97 454 136	349 863 168
XIV	Pearls & Precious/ Semiprecious Stones	358 603	927 463	6 952 682	26 947 158
XV	Base Metals And Articles There Of	1 381 603 046	5 159 813 570	1 585 975 819	5 818 641 924
XVI	Machinery, Electric, Electronic Equipments	313 130 891	1 160 339 029	3 986 951 058	14 655 944 278
XVII	Vehicles, Aircraft, And Vessels	115 161 835	421 670 962	717 003 755	2 806 214 893
XVIII	Optical, Photographic, Musical Instruments	9 653 140	34 855 220	210 792 486	753 498 574
XIX	Arms And Ammunition; Parts & Accessories	45 377	250 879	19 630 169	92 390 314
XX	Miscellaneous Manufactures Articles.	35 667 672	118 949 971	133 666 276	436 290 318
XXI	Works Of Art, Antiques Special Provisions	10 779 713	42 415 179	100 839 726	396 348 998
<b>TOTAL IMPORT</b>		<b>13 005 419 405</b>	<b>46 676 369 455</b>	<b>16 254 976 317</b>	<b>59 485 585 412</b>

**I-1. IMPOR MENURUT GOLONGAN BARANG (HS) / IMPORT BY HS COMMODITY GROUPS**  
**B. MENURUT GOLONGAN BARANG 2 DIGIT HS / BY COMMODITY 2 DIGITS HS**  
**\*\*\* APRIL / APRIL 2014 \*\*\***

HS	Uraian golongan barang Group description	Berat bersih / Net weight (Kg)		Nilai / Value C.I.F ( U S \$ )	
		Bulan ini Current month	Kumulatif Cum. Jan. to date	Bulan ini Current month	Kumulatif Cum. Jan. to date
01	Live Animals	17 526 806	71 784 407	51 784 513	201 263 423
02	Meat And Edible Meat Offal	5 355 370	35 087 863	23 443 369	148 332 607
03	Fish And Crustaceans	12 565 466	39 451 005	23 321 208	63 431 411
04	Dairy Products, Bird'S Eggs, Natural Honey	39 429 719	119 906 056	159 130 719	480 283 188
05	Products Of Animal Origin	1 569 596	5 058 716	13 926 671	44 357 335
06	Live Trees And Other Plants	119 583	425 540	133 198	577 602
07	Edible Vegetables And Certain Roots And Tubers	86 674 522	313 753 211	68 273 036	229 140 681
08	Edible Fruits And Nuts	61 312 967	206 082 530	89 563 768	283 123 942
09	Coffee, Tea, Mate, And Spices	12 281 292	29 425 861	21 914 006	50 540 166
10	Cereals	1 006 607 629	3 212 513 795	322 268 828	1 007 911 615
11	Products Of The Milling Industry; Malt, Starches	41 878 087	143 849 170	21 666 828	75 417 262
12	Oil Seeds, Oleaginous Fruits; Grains, Seed, Fruits	314 303 081	907 484 700	212 186 478	599 651 353
13	Lac; Gums; Resins, Other Vegetable Saps, Extracts	951 673	3 286 130	8 018 842	29 465 288
14	Vegetable Plaiting Materials; Vegetable Products	48 575	138 121	93 679	227 929
15	Animal-Vegetable Oils/ Fats, Their Cleavage Prod.	10 375 405	31 941 571	16 436 297	57 113 765
16	Preparations Of Meat/ Fish/ Crustaceans/ Molluscs	910 751	4 423 177	2 682 711	12 655 015
17	Sugar And Sugar Confectionery	293 408 495	1 231 929 228	142 707 936	605 306 652
18	Cocoa And Cocoa Preparations	10 035 044	34 264 613	32 186 752	109 086 734
19	Prep. Of Cereals, Flour, Starch, Milk, Cooks' Prod.	8 770 860	28 934 943	33 590 651	112 199 363
20	Prep. Of Vegetables, Fruits, Nuts, Part Of Plants	10 203 275	30 313 522	13 176 351	39 841 412
21	Miscellaneous Edible Preparations	17 976 621	56 080 356	70 348 163	223 324 811
22	Beverages, Spirit, And Vinegar	13 000 337	39 792 358	9 306 675	28 948 805
23	Residues And Waste From The Food Industries	443 288 564	1 328 018 737	278 795 002	820 661 927
24	Tobacco And Manufactured Tobacco Substitutes	11 337 420	40 390 727	59 698 623	223 912 139
25	Salts; Sulphur; Earths, Stone; Lime, Cemen	1 269 975 263	4 317 512 775	108 960 814	371 853 798
26	Ores, Slag, And Ash	407 436 595	962 271 108	51 969 523	145 792 404
27	Mineral Fuels/ Oils, Prod. Of Their Distillation	4 082 220 984	16 347 067 554	3 720 043 435	14 849 301 320
28	Inorganic Chemicals	442 351 964	1 399 471 049	177 310 107	611 721 145

**I-1. IM POR M ENURUT GOLONGAN BARANG (HS) / IMPORT BY HS COMMODITY GROUPS**  
**B. M ENURUT GOLONGAN BARANG 2 DIJT HS / BY COMMODITY 2 DIGITS HS**  
**\*\*\* APRIL/ APRIL 2014 \*\*\***

H S	Uraian golongan barang <i>Group description</i>	Berat bersih / <i>Net weight (Kg)</i>		Nilai / <i>Value C.I.F ( U S \$ )</i>	
		Bulan ini <i>Current month</i>	Kumulatif <i>Cum. Jan. to date</i>	Bulan ini <i>Current month</i>	Kumulatif <i>Cum. Jan. to date</i>
29	Organic Chemicals	405 613 850	1 695 558 271	640 871 546	2 450 478 357
30	Pharmaceutical Products	2 533 646	7 246 257	57 905 650	207 212 297
31	Fertilizers	602 426 703	1 995 470 030	160 930 734	526 671 732
32	Tanning Or Dyeing Extracts	40 219 822	161 051 491	129 082 638	454 307 011
33	Essential Oils & Resinoids; Perfumery, Cosmetic	11 293 607	36 438 495	105 059 375	348 074 507
34	Soap, Organic Surfasce-Active Agent, Lubric. Prep.	19 548 455	70 861 650	50 324 866	185 133 723
35	Albuminoidal Substances; Glues; Enzymes	18 314 017	66 510 564	44 024 972	158 863 394
36	Explosives; Pyrotechnic Prod.; Matches;	3 896 295	8 194 129	15 508 174	38 455 226
37	Photographic And Cinematographic Goods	1 537 999	5 025 424	8 686 313	27 023 640
38	Miscellaneous Chemical Products	63 901 570	245 248 039	191 916 301	668 799 447
39	Plastics And Articles Thereof	346 607 267	1 210 641 993	732 335 629	2 562 571 952
40	Rubber And Articles Thereof	56 129 136	197 152 924	193 212 161	673 383 223
41	Raw Hides, Skins, And Leather	5 334 989	17 901 314	50 275 467	161 325 799
42	Articles Of Leather; Saddlery, Travel Goods	2 703 950	9 288 742	17 018 796	57 909 401
43	Furskins And Artificial Fur; Manufact. Thereof	12 607	31 385	1 842 988	2 869 305
44	Wood And Articles Of Wood; Wood Charcoal	92 734 655	292 324 618	34 894 261	123 181 968
45	Cork And Articles Of Cork	70 445	304 528	389 326	1 444 863
46	Manufact. Of Straw, Plaiting Materials	64 027	220 945	70 843	358 782
47	Pulp Of Wood Or Of Fibrous Cellulosic Material	362 686 405	1 139 829 474	172 363 448	536 624 177
48	Paper & Paperboard; Articles Of Paper Pulp	68 776 191	247 673 033	125 784 316	448 668 993
49	Printed Books, Newspapers, Pictures	757 427	2 675 930	7 745 560	28 758 692
50	Silk	12 394	66 116	122 523	311 535
51	Wool, Fine Or Coarse Animal Hair; Woven Fabrics	704 676	1 732 455	11 062 347	32 365 951
52	Cotton	92 582 361	294 917 814	278 653 050	890 917 158
53	Other Vegetable Textile Fibres; Paper Yarns	4 029 092	11 835 730	3 671 263	12 477 428
54	Man-Made Filaments	23 699 736	80 112 686	123 151 432	420 085 320
55	Man-Made Staple Fibres	36 234 030	135 128 319	126 160 604	448 579 293
56	Wadding, Felt, And Non-Wovens	10 108 100	35 941 962	40 355 013	138 479 015
57	Carpets And Other Textile Floor Coverings	1 179 991	4 572 678	2 837 915	10 554 080
58	Special Woven Fabrics; Tufted Textile Fabrics	2 786 012	7 789 702	30 262 724	102 293 485
59	Impregnated, Coated, Covered Textile Fabrics	12 676 475	40 810 674	66 560 140	217 878 230
60	Knitted Or Crocheted Fabrics	18 544 682	54 076 573	145 011 691	450 150 183
61	Articles Of Apparel, Knitted Or Crocheted	2 836 005	7 560 417	18 325 694	67 301 611
62	Articles Of Apparel, Not Knitted Or Crocheted	2 572 996	7 659 645	23 010 640	91 014 594
63	Other Made Up Textile Articles; Worn Clothing	2 300 686	7 728 439	5 052 980	19 316 430
64	Footwear, Gaiters; Parts Of Such Articles	6 568 434	20 763 586	44 106 399	144 025 420
65	Headgear And Parts Thereof	150 064	463 259	1 124 369	4 928 018
66	Umbrellas, Seat-Sticks, Whips, Fiding Crops	688 754	2 972 781	766 953	3 031 060
67	Prepared Feathers, Artificial Flowers	310 172	1 050 627	2 292 926	8 177 395
68	Articles Of Stone, Cement, Asbestos, Mica	84 918 239	246 556 748	32 469 002	112 060 770
69	Ceramic Products	68 358 604	297 473 059	28 655 273	116 415 408
70	Glass And Glassware	40 678 618	127 625 853	36 329 861	121 386 990
71	Natural And Cultured Pearls, Precious Stones	358 603	927 463	6 952 682	26 947 158
72	Iron And Steel	1 116 489 878	4 184 200 424	779 777 235	2 857 188 223
73	Articles Of Iro And Steel	147 066 209	544 853 912	366 809 166	1 411 197 843
74	Cooper And Articles Thereof	18 460 090	61 061 510	125 443 300	431 611 888
75	Nickel And Articles Thereof	343 644	1 134 688	6 287 781	21 999 224
76	Aluminium And Articles Thereof	53 034 659	193 853 796	143 716 361	511 767 097
78	Lead And Articles Thereof	8 787 849	29 826 783	20 949 567	70 894 075
79	Zinc And Articles Thereof	11 948 561	48 106 104	27 098 637	107 659 624
80	Tin And Articles Thereof	200 739	868 651	2 786 056	7 581 376
81	Other Base Metal; Cermets; And Articles Thereof	439 125	1 071 627	10 663 758	31 893 324
82	Tools, Implements, Cutlery, Spoon & Forks	6 167 498	22 312 461	46 044 731	158 624 387
83	Miscellaneous Articles Of Base Metal	18 664 794	72 523 614	56 399 227	208 224 863
84	Nuclear Reactors, Boilers, Machinery, Parts	227 275 919	856 560 044	2 342 526 289	8 577 176 929
85	Electrical Machinery & Equipments	85 854 972	303 778 985	1 644 424 769	6 078 767 349
86	Railway/ Tramway Locomotive, Mechanical Traffic	7 769 588	18 367 213	27 752 383	85 000 404
87	Vehicles Other Than Railway/ Tramway, Parts	71 787 558	273 869 095	562 576 685	2 186 127 000



**I-1. IMPOR MENURUT GOLONGAN BARANG (HS) / IMPORT BY HS COMMODITY GROUPS**  
**B. MENURUT GOLONGAN BARANG 2 DIJT HS / BY COMMODITY 2 DIGITS HS**  
**\*\*\* APRIL/ APRIL 2014 \*\*\***

HS	Uraian golongan barang <i>Group description</i>	Berat bersih / <i>Net weight (Kg)</i>		Nilai / <i>Value C.I.F ( U S \$ )</i>	
		Bulan ini	Kumulatif	Bulan ini	Kumulatif
		<i>Current month</i>	<i>Cum. Jan. to date</i>	<i>Current month</i>	<i>Cum. Jan. to date</i>
88	Aircraft And Its Components	238 251	535 371	61 958 855	201 840 163
89	Ships, Boat, And Floating Structures	35 366 438	128 899 283	64 715 832	333 247 326
90	Optical, Photographic, Cinematographic	7 432 643	26 766 604	190 485 724	676 089 560
91	Clocks And Watches And Parts Thereof	642 892	1 924 826	5 358 980	18 916 796
92	Musical Instruments; Parts And Accessories	1 577 605	6 163 790	14 947 782	58 492 218
93	Arms And Ammunition; Parts And Accessories	45 377	250 879	19 630 169	92 390 314
94	Furniture, Bedding, Mattress Support, Cushion	19 322 706	66 318 822	58 607 746	205 197 640
95	Toys, Games And Sports Requisites; Parts	5 995 281	19 022 530	23 521 199	70 124 366
96	Miscellaneous Manufactured Articles	10 349 685	33 608 619	51 537 331	160 968 312
97	Works Of Arts, Collectors' Piece And Antiques	42 875	212 077	141 192	946 940
98	Vehicles In-Ckd And Their Components	10 736 838	42 203 102	100 698 534	395 402 058
<b>TOTAL IMPORT</b>		<b>13 005 419 405</b>	<b>46 676 369 455</b>	<b>16 254 976 317</b>	<b>59 485 585 412</b>

http://www.bps.go.id

**I-1. IMPOR MENURUT GOLONGAN BARANG (HS) / IMPORT BY HS COMMODITY GROUPS**  
**C. MENURUT 40 GOLONGAN BARANG (HS) TERBESAR / BY BIG 40 COMMODITIES (HS)**  
**\*\*\* APRIL/ APRIL 2014 \*\*\***

HS	Uraian golongan barang Group description	Berat bersih / Net weight (Kg)		Nilai / Value C.I.F ( U S \$ )	
		Bulan ini Current month	Kumulatif Cum. Jan. to date	Bulan ini Current month	Kumulatif Cum. Jan. to date
2710121600	Other motor spirit, unleaded	1 285 129 476	4 544 647 565	1 347 047 341	4 802 425 772
2709001000	Crude petroleum oil	1 285 063 019	5 276 276 875	1 067 727 178	4 455 265 882
2710197100	Automotive diesel fuel	601 276 617	2 496 511 042	543 324 778	2 254 526 175
8517120000	Telephones for cellular networks or for other wireless networks	1 248 528	4 549 420	332 167 136	1 065 553 420
2710197200	Other diesel fuel	157 715 674	697 059 534	144 819 176	637 756 784
1001991910	Wheat grains without husk, oth than seed, for human consumption	624 178 395	1 873 041 869	202 963 079	611 533 834
2711130000	Liquid butanes	161 172 082	590 107 879	139 559 182	580 779 631
2711120000	Liquid propane	155 581 374	551 057 391	132 043 806	533 698 785
2304009000	Oil-cake & other solid residues, from extraction of soyabean oil	306 358 095	904 018 240	186 786 930	526 708 156
5201000000	Cotton, not carded/ combed.	79 343 424	253 455 352	163 241 905	509 977 102
1701140000	Oth cane sugar, raw, not added flavour/ colour	259 154 995	1 062 699 272	115 615 715	491 697 022
1201900000	Soya beans, oth than seed, whether or not broken	277 597 026	799 369 010	169 139 886	472 460 747
2902430000	P-xylene	73 767 708	314 847 191	89 690 153	416 790 647
7207121000	Slabs of iron/ non alloy, cont. < 0,25% of carbon, other than square	147 566 698	749 204 886	80 117 570	387 385 775
8542390000	Other electronic integrated circuits	375 148	1 791 529	92 835 851	357 846 995
2710127000	Naphtha, reformed and oth preparations of a kind used for blending	75 257 742	356 897 930	71 873 577	346 567 105
2710121400	Motor spirit, of RON 90 and above, but below RON 97, unleaded	19 501 610	273 098 523	21 521 073	298 453 736
8471302000	Laptops incl notebooks and subnotebooks	1 055 233	3 768 168	82 642 243	288 394 386
7204490000	Other ferrous waste and scrap :	160 870 429	734 734 681	61 893 716	287 013 123
8517709900	Other aerials or antennae	539 425	1 129 966	72 078 024	283 665 516
3104200000	Potassium chloride	267 893 168	895 661 811	86 671 554	276 464 763
2901210000	Ethylene	41 137 738	188 720 973	58 816 788	272 698 547
3902109020	Polypropylene in granule form	50 355 943	173 514 533	76 839 343	265 382 178
8517625300	Oth transmission apparatus for radio-telephony/ radio-telegraphy	111 873	437 519	51 587 484	257 948 391
7403110000	Refined copper for cathodes and sections of cathodes	9 161 866	32 743 451	65 681 549	238 945 974
2710198200	Aviation turbine fuel (jet fuel) having a flash point of less than 23-	56 949 367	199 973 709	59 930 937	220 729 177
0402104100	Milk & cream of fat > 1,5%, in solid form, no added sugar/ sweet, cor	13 661 242	46 817 407	64 821 861	217 124 161
9801202000	Vhcls of head 8704 with 5 ton < grossweight <= 24 ton, incompletely	5 423 640	20 333 808	53 309 696	198 919 645
0102291090	Live male cattle, not oxen, other than pure-bred breeding animals	14 880 688	63 121 620	45 074 477	178 669 831
8471309000	Oth portable digital automatic data processing machines, weigh not more th	278 677	1 050 766	47 464 040	173 395 702
2905310000	Ethylene glycol (ethanediol)	45 622 989	157 175 479	48 316 242	172 707 063
8443910000	Part & accessories of printing machinery used for printing by component	1 009 684	3 253 246	53 477 551	172 322 981
3902309010	Propylene copolymers in granule	27 721 209	100 136 825	47 313 857	170 551 702
1005909000	Oth maize (corn), oth than seeds	153 816 409	697 724 896	38 471 895	170 106 766
1001991990	Other wheat, oth than seed, for human consumption	180 134 634	478 645 878	60 695 752	159 619 341
4702000000	Chemical wood pulp, dissolving grades.	53 549 847	167 235 009	50 250 715	157 995 064
4703210000	Chemical wood pulp, soda, oth than dissolving grades, bleached, c	64 496 634	195 087 112	51 413 556	152 067 015
7304290010	Unfinished cast iron & unworked pipe end with yield strength less th	21 056 303	85 076 112	35 470 848	146 410 425
2901220000	Propene (propylene)	34 910 566	104 180 448	48 179 233	146 057 117
8703221990	Oth motor car, no sedan, 1000-1500 cc, not ckd, intern combustion rec	3 513 643	16 637 654	30 387 491	145 644 172

I-2 IM POR M ENURUT GOLONGAN BARANG SITC / IM PORT BY SITC COM M ODITY GROUPS

\*\*\* APRIL/ APRIL 2014 \*\*\*

SITC	Uraian golongan barang Group description	Berat bersih / Net weight (Kg)		Nilai / Value C.I.F. (US\$)	
		Bulan ini	Kumulatif	Bulan ini	Kumulatif
		Current month	Cum. Jan. to date	Current month	Cum. Jan. to date
<b>A. By Commodity 1 digit SITC</b>					
0	Food and Live Animals	2 054 236 202	6 832 776 719	1 349 194 236	4 440 041 097
1	Beverages and Tobacco	24 255 297	79 874 665	68 795 380	252 253 608
2	Crude Materials, Inedible	2 311 743 478	7 412 739 278	970 828 666	3 163 631 508
3	Mineral Fuels, Lubricants, etc.	4 078 653 263	16 336 267 792	3 717 755 899	14 843 184 100
4	Animal & Vegetable Oils/ Fats	8 811 404	27 688 826	13 107 310	45 523 691
5	Chemicals	1 898 326 863	6 690 560 708	2 195 091 860	7 828 352 262
6	Manufactured Goods	2 097 720 873	7 356 107 485	2 516 927 299	8 877 848 800
7	Machinery and Transportation Equipments	440 095 009	1 625 937 355	4 802 331 962	17 813 757 473
8	Miscellaneous Manufactured Articles	91 576 342	314 413 100	618 933 973	2 212 611 586
9	Special Commodities and Transaction	674	3 527	2 009 732	8 381 287
<b>TOTAL IM PORT</b>		<b>13 005 419 405</b>	<b>46 676 369 455</b>	<b>16 254 976 317</b>	<b>59 485 585 412</b>
<b>B. By Commodity 2 digit SITC</b>					
00	Live animal for food	17 526 806	71 784 407	51 784 513	201 263 423
01	Meat and meat preparations	5 725 507	36 868 381	24 924 208	153 759 798
02	Dairy product and eggs	39 361 649	121 098 497	158 812 756	482 291 541
03	Fish, crustaceans,molluscs and their preparations	13 106 080	42 093 664	24 523 080	70 659 235
04	Cereals and cereal preparations	1 034 597 924	3 303 433 779	341 836 980	1 072 172 598
05	Fruits and vegetables	159 132 026	553 539 060	172 422 123	557 204 644
06	Sugar, sugar preparations, and honey	293 702 947	1 232 795 322	143 809 038	608 505 316
07	Coffee, tea, cocoa, and spices	24 024 437	69 316 897	65 118 844	197 300 045
08	Feeding stuff for animals	443 376 714	1 329 389 873	278 823 836	821 199 395
09	Miscellaneous food preparations	23 682 112	72 456 839	87 138 858	275 685 102
11	Beverages	12 917 877	39 483 938	9 096 757	28 341 469
12	Tobacco and tobacco manufactured	11 337 420	40 390 727	59 698 623	223 912 139
21	Hides, skins and furskins	1 528 655	4 660 862	1 487 167	4 237 290
22	Oil seeds, nuts, and kernels	313 594 606	904 566 182	209 823 600	590 700 761
23	Crude rubber	32 790 132	119 946 281	73 995 550	262 084 230
24	Wood, lumber, and cork	41 722 852	108 593 231	12 053 148	43 051 894
25	Pulp and waste paper	362 686 405	1 139 829 474	172 363 448	536 624 177
26	Textile fibres and their waste	107 970 864	363 462 185	246 723 861	819 498 677
27	Crude fertilizers and crude minerals	822 166 398	2 853 027 529	84 486 295	288 780 706
28	Metalliferous ores and metal scraps	626 023 022	1 908 407 696	145 452 017	535 865 126
29	Crude animals and vegetable materials, nes	3 260 544	10 245 838	24 443 580	82 788 647
32	Coal, coke, and briquettes	84 924 502	700 952 698	13 581 433	113 496 865
33	Petroleum and petroleum products	3 676 956 899	14 488 953 827	3 432 500 460	13 609 151 127
34	Gas; natural and manufactured	316 771 860	1 146 358 741	271 649 875	1 120 442 789
35	Electric Current	2	2 526	24 131	93 319
41	Animal oils and fats	1 071 868	2 189 666	2 241 507	5 667 684
42	Fixed vegetable oils/fats	4 969 734	15 242 341	6 283 528	22 451 976
43	Animal vegetable oils/fats	2 769 802	10 256 819	4 582 275	17 404 031
51	Organic chemicals	407 964 624	1 704 437 521	618 297 903	2 377 613 833
52	Inorganic chemicals	396 624 470	1 233 768 578	161 268 817	554 099 091
53	Dyeing,tanning, and colouring materials	40 862 631	164 169 420	130 614 911	458 508 751
54	Medical and pharmaceutical products	4 322 141	13 342 906	89 834 253	311 879 073
55	Essential oils and perfumery materials	25 375 933	84 419 567	138 437 744	464 088 414
56	Manufactured fertilizers	601 836 033	1 992 915 316	160 572 030	524 560 233
57	Plastics in primary forms	286 507 330	994 858 622	533 261 475	1 869 961 539
58	Plastics in non-primary forms	38 038 244	137 827 732	102 793 266	356 759 907
59	Chemical materials and its products, nes	96 795 457	364 821 046	260 011 461	910 881 421
61	Leather, leather med, nes	3 875 621	13 421 412	50 241 700	159 759 987
62	Rubber manufactured, nes	22 955 689	76 257 486	117 246 948	405 958 311
63	Wood and cork manufactured	51 082 248	184 035 915	23 230 439	81 574 937
64	Paper, paperboard, and manufactured thereof	67 867 312	243 583 209	112 473 063	399 856 861
65	Textile yarns, fabrics, and their products	98 785 518	317 171 026	588 389 629	1 931 101 954
66	Non metallic minerals manufactured	648 517 420	2 157 288 754	125 864 046	445 724 038
67	Iron and steel	1 028 991 093	3 709 715 567	863 054 738	3 154 440 399
68	Non ferrous metals	82 774 728	298 454 519	297 424 370	1 054 787 229
69	Manufactured of metal, nes	92 871 244	356 179 597	339 002 366	1 244 645 084
71	Power generating machine and equipments	46 065 238	176 548 604	346 629 114	1 455 527 130
72	Machinery specialized for particular industry	69 720 336	261 416 996	713 926 324	2 550 102 134
73	Metalworking machinery	11 980 537	60 211 324	133 965 519	568 417 537

I-2 IM POR M ENURUT GOLONGAN BARANG SITC / IM PORT BY SITC COM M ODITY GROUPS

\*\*\* APRIL/ APRIL 2014 \*\*\*

SITC	Uraian golongan barang Group description	Berat bersih / Net weight (Kg)		Nilai / Value C.I.F. (US\$)	
		Bulan ini	Kumulatif	Bulan ini	Kumulatif
		Current month	Cum. Jan. to date	Current month	Cum. Jan. to date
74	General industrial machinery and equipments	108 159 632	386 034 783	922 109 075	3 335 272 096
75	Office machinery and automatic data processing	7 220 170	26 854 195	313 233 912	1 100 113 346
76	Telecommunication and reproducers apparatus	14 641 757	47 517 584	780 540 196	2 697 395 630
77	Electrical machinery and apparatus	57 121 310	206 836 836	780 889 786	2 954 150 770
78	Road vehicles	82 120 169	313 851 189	660 671 456	2 541 168 478
79	Other transportation equipments	43 065 860	146 665 844	150 366 580	611 610 352
81	Sanitary, plumbing, and fittings	8 844 089	32 991 791	28 083 293	97 052 179
82	Furniture	12 593 148	43 820 397	34 726 632	126 574 530
83	Traveling goods	2 543 747	8 781 909	15 577 590	53 158 131
84	Clothing	10 067 016	29 870 386	63 026 828	227 672 977
85	Footwear	6 568 434	20 763 586	44 106 399	144 025 420
87	Professional, scientific, and contractor instruments	6 557 286	23 693 550	152 077 447	539 725 942
88	Photographic apparatus, equipments and optics	3 113 329	10 153 429	33 919 854	118 218 011
89	Miscellaneous manufactured articles	41 289 293	144 338 052	247 415 930	906 184 396
97	Gold; non monetary	674	3 527	2 009 732	8 381 287
<b>TOTAL IM PORT</b>		<b>13 005 419 405</b>	<b>46 676 369 455</b>	<b>16 254 976 317</b>	<b>59 485 585 412</b>
<b>C. By Commodity 3 digit SITC</b>					
001	Live Animals Other Than Fish	17 526 806	71 784 407	51 784 513	201 263 423
011	Meat Of Bovine Animals Fresh, Chilled Or Frozen	3 966 534	25 280 368	19 050 722	118 908 454
012	Other Meat, Other Edible Meat Offal, Fresh, Chilled Or Frozen	1 380 501	9 769 333	4 315 683	29 095 109
016	Meat And Edible Meat Offal, Salted, Dried, Edible Flour Of Meat	8 335	38 162	76 964	329 044
017	Meat And Edible Meat Offal, Prepared Or Preserved	370 137	1 780 518	1 480 839	5 427 191
022	Milk,cream, And Milk Products Other Than Butter Or Cheese	33 065 358	106 890 287	126 962 905	412 876 434
023	Butter And Other Fats From Milk	3 738 560	7 568 660	19 031 500	36 860 391
024	Cheese And Curds	2 343 186	6 083 193	11 657 874	29 315 908
025	Eggs, Birds, And Egg Yolks; Fresh, Dried Or Otherwise Preserved	214 545	556 357	1 160 477	3 238 808
034	Fish, Fresh, Chilled Or Frozen	11 269 293	36 257 805	14 623 687	41 683 419
035	Fish, Dried Salted Or In Brine; Smoked Fish	21 815	40 145	256 995	451 131
036	Crustaceans, Molluscs, And Aquatic Invertebrates	1 274 358	3 153 055	8 440 526	21 296 861
037	Fish, Crustaceans, Molluscs, And Other Aquatic Invertebrates; Prej	540 614	2 642 659	1 201 872	7 227 824
041	Wheat And Meslin, Unmilled	817 689 382	2 406 491 935	267 615 436	787 175 370
042	Rice	31 145 533	91 942 386	13 535 690	40 405 942
044	Maize, Unmilled	154 189 149	699 425 879	39 264 851	172 649 429
045	Cereals, Unmilled	3 583 565	14 653 595	1 852 851	7 680 874
046	Meal And Flour Of Wheat And Flour Of Meslin	20 200 751	64 766 390	8 158 640	24 648 016
047	Other Cereal Meals And Flours	60 622	97 274	76 811	109 257
048	Cereal Preparations And Preparations Of Flours/ starchs Of Fruit	7 728 922	26 056 320	11 332 701	39 503 710
054	Vegetables, Fresh, Chilled, Frozen Or Simply Preserved	85 048 866	309 564 470	64 036 265	218 822 487
056	Vegetables, Roots And Tubers, Prepared Or Preserved Nes	7 630 962	23 776 678	11 892 888	35 597 777
057	Fruit And Nut; Fresh Or Dried	61 217 030	205 816 734	89 335 634	282 478 645
058	Fruits, Preserved And Preparations	3 625 635	10 709 138	4 177 586	13 406 337
059	Fruit And Vegetable Juices	1 609 533	3 672 040	2 979 750	6 899 398
061	Sugar, Molasses, And Honey	292 407 955	1 228 237 225	139 134 884	591 274 967
062	Sugar Confectionery	1 294 992	4 558 097	4 674 154	17 230 349
071	Coffee And Coffee Substitutes	6 136 321	13 557 333	19 779 496	51 332 364
072	Cocoa	8 686 268	29 353 881	25 992 085	87 767 590
073	Chocolate And Other Food Preparations Containing Cocoa	1 348 776	4 910 732	6 194 667	21 319 144
074	Tea And Mate	1 514 224	5 614 985	3 116 182	13 078 178
075	Spices	6 338 848	15 879 966	10 036 414	23 802 769
081	Feeding Stuff For Animals	443 376 714	1 329 389 873	278 823 836	821 199 395
091	Margarine And Shortening	1 547 589	4 225 249	3 301 020	11 453 501
098	Edible Products And Preparations	22 134 523	68 231 590	83 837 838	264 231 601
111	Non-alcoholic Beverages, Nes	12 886 468	39 356 352	8 986 907	27 686 122
112	Alcoholic Beverages	31 409	127 586	109 850	655 347
121	Tobacco, Unmanufactured And Refused	9 863 265	34 236 189	50 255 614	185 547 059
122	Tobacco, Manufactured	1 474 155	6 154 538	9 443 009	38 365 080
211	Hides And Skins, Raw	1 528 111	4 660 213	1 205 579	3 899 214
212	Furskins, Raw	544	649	281 588	338 076
222	Oil Seeds Use For Extraction Ofsoft Fixed Vegetable Oils	313 256 503	902 889 078	209 048 869	587 607 498
223	Oil Seeds Use For Extraction Of Other Fixed Vegetable Oils	338 103	1 677 104	774 731	3 093 263
231	Natural Rubber Latex;natural Rubber And Similar Natural Gums	2 335 469	8 764 214	6 913 562	17 507 840
232	Synthetic Rubber Latex, Synthetic/ reclaimed Rubber	30 454 663	111 182 067	67 081 988	244 576 390

I-2 IM POR M ENURUT GOLONGAN BARANG SITC / IM PORT BY SITC COM M ODITY GROUPS

\*\*\* APRIL/ APRIL 2014 \*\*\*

SITC	Uraian golongan barang Group description	Berat bersih / Net weight (Kg)		Nilai / Value C.I.F. (US\$)	
		Bulan ini	Kumulatif	Bulan ini	Kumulatif
		Current month	Cum. Jan. to date	Current month	Cum. Jan. to date
244	Cork,natural,raw And Waste	1 170	27 866	6 653	55 117
245	Fuel Wood And Wood Charcoal	2 511	53 888	17 225	49 840
246	Wood In Chips Or Particles And Waste	1 489 585	4 937 352	466 616	1 657 028
247	Wood In The Rough Or Roughly Squared	28 658 825	59 608 092	2 807 197	6 734 278
248	Wood, simply Worked And Railway Sleeper Of Wood	11 570 761	43 966 033	8 755 457	34 555 631
251	Pulp And Waste Paper	362 686 405	1 139 829 474	172 363 448	536 624 177
261	Silk	0	25	0	13 875
263	Cotton	79 412 164	253 636 103	163 354 719	510 399 145
264	Jute And Other Textile Bast Fibres	50 065	351 394	54 953	373 282
265	Vegetable Textile Fibres,raw Or Processed;waste Of These Fibres	234 456	745 601	321 658	1 087 890
266	Synthetic Fibres Suitable For Spinning	17 072 732	68 864 113	45 662 772	162 705 307
267	Other Man-made Fibres Suitable For Spinning And Waste	11 077 227	39 367 535	36 257 815	139 451 385
268	Wool And Other Animal Hair	108 843	454 183	1 064 321	5 443 988
269	Old Clothing And Other Old Textile Articles; Rags	15 377	43 231	7 623	23 805
272	Fertilizers, Crude	89 496 394	387 750 254	12 276 394	55 276 432
273	Stone, Sand And Gravel	271 925 585	911 372 287	13 054 702	43 917 669
274	Sulphur And Unroasted Iron Pyrites	44 193 952	96 549 202	11 025 307	20 060 121
277	Natural Abrasives	299 464	9 764 415	263 637	3 955 273
278	Other Crude Minerals	416 251 003	1 447 591 371	47 866 255	165 571 211
281	Iron Ore And Concentrates	396 678 872	926 591 055	48 849 529	114 818 143
282	Waste And Scrap Metal Of Iron/ steel	167 843 379	764 825 474	64 133 672	296 812 905
283	Copper Ores And Concentrates	36	10 281 669	1 671	22 562 019
284	Nickel Ores And Concentrates	0	86	0	561
285	Aluminium Ores And Concentrates	45 787 494	165 882 441	16 081 135	57 746 497
287	Ores And Concentrates Of Basemetals	10 697 681	25 349 666	3 078 397	10 847 606
288	Non-ferrous Base Metal Waste And Scraps	5 015 554	15 477 072	13 307 532	33 074 016
289	Ores And Concentrates Of Precious Metals; Waste,scraps	6	233	81	3 379
291	Crude Animal Materials	1 569 596	5 058 716	13 926 671	44 357 335
292	Crude Vegetable Materials	1 690 948	5 187 122	10 516 909	38 431 312
321	Coals, Pulverized Or Not	77 092 281	642 167 602	11 245 721	96 419 397
322	Briquettes, Lignite And Peat	377 034	1 133 903	93 126	447 432
325	Coke And Semi Coke Of Coal/ lignite/ peat	7 455 187	57 651 193	2 242 586	16 630 036
333	Petroleum Oil, Crude	1 285 063 019	5 276 320 403	1 067 727 178	4 455 321 742
334	Petroleum Products, Refined	2 318 543 155	8 948 856 658	2 314 963 081	8 974 264 264
335	Residual Petroleum Products, And Related Materials	73 350 725	263 776 766	49 810 201	179 565 121
342	Liquefied Propane And Butane	316 753 456	1 141 165 270	271 602 988	1 114 478 416
343	Natural Gas, Liquefied Or Not	8	15	96	193
344	Petroleum Gases And Other Gas	18 361	5 188 930	44 046	5 952 343
345	Coal Gas, Water Gas And Similar Gas	35	4 526	2 745	11 837
351	Electric Currents	2	2 526	24 131	93 319
411	Animal Oils And Fats	1 071 868	2 189 666	2 241 507	5 667 684
421	Fixed Vegetable Fats And Oils Soft,crude,refined Or Fractioned	4 454 640	13 141 523	5 405 335	18 947 148
422	Fixed Vegetable Fats And Oils Solid,crude,refined Or Fractioned	515 094	2 100 818	878 193	3 504 828
431	Animal And Vegetable Oil; Fat Processed And Their Wax	2 769 802	10 256 819	4 582 275	17 404 031
511	Hydrocarbon And Their Halogenated, Nitrated Derivatives	204 921 572	796 114 089	265 218 619	1 071 859 554
512	Alcohols,phenols,phenol-alcohols And Their Halogenated	99 220 070	536 679 367	103 785 571	406 575 386
513	Carboxylic Acids,and Their Anhydrides,halides,peroxides	44 254 143	169 050 979	68 994 598	255 740 872
514	Nitrogen-function Compounds	24 502 788	82 535 122	60 578 689	216 032 638
515	Organo-inorganic And Heterocyclic Compounds	18 490 279	67 360 206	83 280 632	307 002 190
516	Other Organic Chemicals	16 575 772	52 697 758	36 439 794	120 403 193
522	Inorganic Chemical Elements, Oxides And Halogen Salts	178 877 834	576 495 506	84 145 880	307 610 511
523	Metallicsalts And Peroxysalts	213 998 755	645 679 101	73 066 481	231 156 753
524	Other Inorganic Chemicals;chemical Compound Of Precious Metal	3 708 855	11 503 154	3 076 054	11 373 581
525	Radioactive And Associated Materials	39 026	90 817	980 402	3 958 246
531	Synthetic Organic; Colouring Matter	8 051 268	26 722 139	48 853 175	165 027 386
532	Dyeing/ tanning Extracts And Synthetic Tanning Materials	809 044	2 700 289	2 138 959	6 258 708
533	Pigments, Paints, Varnishes, And Related Materials	32 002 319	134 746 992	79 622 777	287 222 657
541	Medicinal And Pharmaceutical Products	1 932 585	6 804 194	43 519 899	156 823 028
542	Medicaments, Including Veterinary Medicaments	2 389 556	6 538 712	46 314 354	155 056 045
551	Essential Oils, Perfumes, And Flavour Materials	5 054 448	14 985 771	60 377 652	203 077 248
553	Perfumery, Cosmetics, And Toilet Preparations	6 239 159	21 452 724	44 681 723	144 997 259
554	Soap,cleansing And Polishing Preparations	14 082 326	47 981 072	33 378 369	116 013 907
562	Fertilizers, Manufactured	601 836 033	1 992 915 316	160 572 030	524 560 233
571	Polymers Of Ethylene In Primary Forms	84 443 083	296 438 459	141 430 911	493 899 981

I-2 IM POR M ENURUT GOLONGAN BARANG SITC / IM PORT BY SITC COM M ODITY GROUPS

\*\*\* APRIL/ APRIL 2014 \*\*\*

SITC	Uraian golongan barang Group description	Berat bersih / Net weight (Kg)		Nilai / Value C.I.F. (US\$)	
		Bulan ini	Kumulatif	Bulan ini	Kumulatif
		Current month	Cum. Jan. to date	Current month	Cum. Jan. to date
572	Polimers Of Styrene In Primary Forms	20 547 262	70 023 501	44 387 684	152 651 799
573	Polimers Of Vinyl Chloride In Primary Forms	10 001 246	37 550 672	14 008 763	67 463 566
574	Poliacetals And Polycarbons In Primary Forms	39 665 680	127 539 083	81 974 469	273 405 810
575	Other Plastics In Primary Forms	120 389 175	422 311 171	245 201 428	861 145 626
579	Waste And Scrap Of Plastics	11 460 884	40 995 736	6 258 220	21 394 757
581	Tubes, Pipes, And Hoses Of Plastics	2 261 148	8 702 759	12 327 111	44 051 495
582	Plates, Sheets, And Film Of Plastics	35 311 551	127 376 357	88 856 980	306 849 100
583	Monofilament And Rod Of Plastics	465 545	1 748 616	1 609 175	5 859 312
591	Disinfectants, Insecticides, And Fungicides Put In Forms	9 333 279	27 547 566	46 003 828	155 368 192
592	Starches, Inulin, And Wheat Glutenal Buminoidal Substances; Glues	33 661 331	124 191 075	50 399 728	184 330 709
593	Explosive And Pyrotechnic Products	3 869 784	8 145 190	15 286 864	37 888 710
597	Additive For Mineral Oils	9 245 629	36 959 944	33 865 595	131 288 159
598	Miscellaneous Chemical Products	40 685 434	167 977 218	114 455 446	402 002 327
599	Residuall Products Of The Chemical Or Allied Industries, N.e.s	0	53	0	3 324
611	Leathers	3 806 878	13 241 101	49 069 888	157 426 585
612	Manufactures And Composition Leathers	58 571	166 107	570 825	1 509 152
613	Furskins, Tanned Or Dressed	10 172	14 204	600 987	824 250
621	Materials Of Rubber	3 814 904	14 592 946	25 951 840	89 572 473
625	Rubber Tyre,tyre Cases,tyre Treads,inner Tubes, And Tyre Flaps	14 728 238	45 170 106	51 157 186	161 851 598
629	Articles Of Rubbers	4 412 547	16 494 434	40 137 922	154 534 240
633	Cork Manufactures	69 275	276 662	382 673	1 389 746
634	Veneers,plywood,improved/reconstituted Wood Worked	49 216 457	176 986 917	20 476 022	69 863 299
635	Wood Manufactures	1 796 516	6 772 336	2 371 744	10 321 892
641	Papers And Paperboards	57 216 195	208 748 383	77 229 919	280 503 565
642	Paper And Paperboard Cut To Size/ shape And Article Of Papers	10 651 117	34 834 826	35 243 144	119 353 296
651	Textile Yarns	25 785 627	81 949 122	72 059 418	237 680 967
652	Cotton Fabrics, Woven	9 763 808	31 505 949	102 191 990	342 065 758
653	Fabrics, Woven, Of Man-made Fibres	15 007 846	50 654 819	119 102 159	397 576 868
654	Textile Fabrics, Woven, Other Than Of Cotton Or Man-made Fibre	860 128	2 808 803	7 172 822	22 420 782
655	Knitted Or Crochetted Fabrics	18 544 682	54 076 573	145 011 691	450 150 183
656	Tulle,lace,enbroidery,ribbons,trimmings And Other Small Wares	2 601 752	7 488 893	27 158 338	93 707 932
657	Special Yarns,textile Fabrics	22 751 240	76 407 465	107 745 742	357 470 030
658	Made-up Articles, Wholly/ chiefly Of Textile Materials	2 286 136	7 689 541	5 054 379	19 340 577
659	Floor Coverings	1 184 299	4 589 861	2 893 090	10 688 857
661	Lime,cement And Fabricated Construction Materials	507 178 008	1 626 175 535	34 087 513	117 793 883
662	Clay And Refactory Construction Materials	69 316 937	297 898 076	27 284 790	111 022 514
663	Mineral Manufactures	31 881 276	106 802 426	29 774 627	99 892 834
664	Glass	20 942 459	71 310 378	19 674 612	67 612 920
665	Glassware	17 855 206	50 508 339	14 492 687	46 878 274
666	Pottery	1 343 015	4 578 505	497 416	2 169 845
667	Pearl, Precious And Semi Precious Stones	519	15 495	52 401	353 768
671	Pig Iron,spiegeleisen,sponge Iron, And Ferro-alloys	23 171 874	54 200 817	17 270 465	50 620 238
672	Ingot And Other Iron/steel In Primary Forms	294 147 058	1 118 975 063	164 830 654	622 454 895
673	Flat Rolled Products, Not Clad	254 157 382	922 084 895	185 264 304	669 282 262
674	Flat Rolled Products, Clad Or Plated	102 140 544	369 677 791	98 217 247	356 436 142
675	Flat Rolled Products And Alloy Steels	80 557 323	255 711 820	91 885 510	301 354 879
676	Iron/steel Bars, Rods, Angels, Shaped And Sections	181 814 481	650 564 972	138 724 577	490 773 928
677	Rail/railway And Tractor Construction Of Iron/steel Materials	3 663 946	5 318 354	5 934 146	9 047 540
678	Wire Of Iron/steel	13 745 667	54 715 658	20 571 821	75 329 550
679	Tubes, Pipes, Hollow Profile, Pipe Fitting Of Iron/steel	75 592 818	278 466 197	140 356 014	579 140 965
681	Silver, Platinum, And Other Metal Of The Platinum Groups	54 835	131 221	2 087 772	6 994 635
682	Copper	16 453 350	56 420 245	112 595 003	396 309 677
683	Nickel	298 043	945 444	4 763 199	18 072 380
684	Alumunium	45 367 895	163 331 560	121 196 734	426 519 126
685	Lead	8 558 063	29 547 766	19 796 805	68 900 741
686	Zinc	11 669 715	47 118 585	26 351 753	105 040 858
687	Tin	115 839	299 971	2 587 396	6 635 268
689	Miscellaneous Non-ferrous Basemetals Employed In Metallurgy	256 988	659 727	8 045 708	26 314 544
691	Structuctures And Parts Of Iron/steel Or Aluminium	20 993 538	86 822 681	50 951 370	207 871 638
692	Metal Containers For Storage And Transportations	3 715 520	16 118 683	16 482 935	63 774 009
693	Wire Products And Fencing Grills	7 447 947	31 327 944	13 396 218	57 335 029
694	Nails, Screws, Nuts, Bolts, Rivets Of Iron/steel Or Copper	14 601 739	52 200 702	70 921 126	252 703 653
695	Tools For Used In The Hand Or In Machines	4 864 559	17 760 053	41 057 593	140 735 894
696	Cutlery	1 224 303	4 091 374	4 896 306	17 414 557

**I-2 IM POR M ENURUT GOLONGAN BARANG SITC / IM PORT BY SITC COM M ODITY GROUPS**  
**\*\*\* APRIL/ APRIL 2014 \*\*\***

SITC	Uraian golongan barang Group description	Berat bersih / Net weight (Kg)		Nilai / Value C.I.F. (US\$)	
		Bulan ini	Kumulatif	Bulan ini	Kumulatif
		Current month	Cum. Jan. to date	Current month	Cum. Jan. to date
697	Household Equipment Of Base Metals	4 985 193	17 580 368	10 636 448	39 291 943
699	Manufactures Of Base Metals	35 038 445	130 277 792	130 660 370	465 518 361
711	Steam And Other Vapour Generating Boilers And Parts	11 863 674	42 491 837	53 523 171	158 888 738
712	Steam Or Other Generating Boilers And Parts	2 135 811	11 466 530	20 491 043	139 575 232
713	Internal Combustion Piston Engines And Parts	16 936 026	59 615 318	156 824 402	588 233 913
714	Engines And Motors, Non-electric And Parts	267 278	1 665 098	24 206 251	110 537 163
716	Rotating Electric Plants And Parts	12 049 618	56 279 197	76 502 418	404 130 734
718	Other Power Generating Machines And Parts	2 812 831	5 030 624	15 081 829	54 161 350
721	Agricultural Machinery And Parts	4 368 506	14 067 111	25 626 110	94 201 670
722	Tractors	292 021	1 513 174	1 919 012	9 286 544
723	Civil Engineering And Contractor Plants And Equipments/parts	27 646 971	92 462 029	185 452 423	620 827 404
724	Textile/leather Machinery And Parts	9 479 197	29 584 972	94 183 205	292 352 016
725	Papermill/pulpmill Machinery And Paper Cutting Machines	1 919 546	11 455 809	30 556 171	160 540 381
726	Printing/book Binding Machinery And Parts	1 703 990	6 608 074	67 883 504	229 468 471
727	Food Processing Machines And Parts	3 858 160	23 140 453	47 741 640	184 423 352
728	Other Machines And Equipment Specialized For Particular Industry	20 451 945	82 585 374	260 564 259	959 002 296
731	Machine Tools By Removing Metal	2 446 714	10 619 651	39 018 117	189 177 267
733	Machine Tool For Working Metals	4 701 643	26 490 727	42 706 768	193 899 896
735	Parts Of Machine Tools	623 201	2 833 505	18 332 415	52 569 518
737	Metalworking Machinery And Parts	4 208 979	20 267 441	33 908 219	132 770 856
741	Heating And Cooling Equipments And Parts	26 683 814	90 595 707	165 542 176	689 118 686
742	Pumps For Liquid And Parts	8 960 658	28 791 926	103 918 894	338 888 257
743	Pumps, Compressors, Fans, Blowers, Centrifuges, And Parts	18 348 216	63 039 309	164 179 054	543 523 843
744	Mechanical Handling Equipments And Parts	22 026 723	84 201 397	123 364 379	425 208 303
745	Other Non-electical Machinery, Tools, And Mechanical Apparatus	4 657 039	18 736 974	81 840 713	305 201 228
746	Ball Or Roller Bearings	5 812 607	21 125 983	49 198 645	168 813 971
747	Taps, Cocks, And Valves For Pipes	6 393 068	24 549 838	85 388 724	346 772 929
748	Transmission Shafts And Cranks	10 688 666	39 034 230	90 017 416	308 813 587
749	Non-electric Parts And Accessories Of Machineries	4 588 841	15 959 419	58 659 074	208 931 292
751	Office Machines	2 778 137	11 564 563	56 082 847	213 066 830
752	Automatic Data Processing Machines And Their Units	3 277 694	11 865 673	213 834 843	751 429 109
759	Parts And Accessories For Machine Of Heading 751 Or 752	1 164 339	3 423 959	43 316 222	135 617 407
761	Television Receivers	1 445 462	4 561 973	32 643 210	97 582 977
762	Radio Broadcast Receivers	209 742	739 018	8 509 965	25 551 577
763	Sound Recorders Or Reproducers	251 052	848 929	3 679 734	14 267 303
764	Telecommunication Equipments And Parts	12 735 501	41 367 664	735 707 287	2 559 993 773
771	Electric Power Machinery And Parts	7 995 751	22 961 798	52 800 248	222 136 052
772	Electrical Apparatus For Making And Breaking Electrical Circuits	12 216 439	37 194 394	235 277 925	865 522 160
773	Equipment For Distributing Electricity	10 117 253	39 592 836	86 937 740	321 191 371
774	Electrical Apparatus For Medical Purposes And Radiological Appar.	83 609	324 512	6 796 898	27 407 517
775	Household Type, Electrical/ non-electrical Equipments	7 305 477	34 778 794	38 988 244	162 440 749
776	Thermionic, Cold Cathode, And Photo Cathode Valves/tubes	1 924 468	9 609 747	171 220 418	683 106 476
778	Electrical Machinery And Apparatus	17 478 313	62 374 755	188 868 313	672 346 445
781	Passenger Motor Cars	12 183 968	57 791 432	132 239 291	624 826 259
782	Motor Vehicle For The Transportation Of Goods	17 162 980	63 388 933	162 084 627	590 190 415
783	Road Motor Vehicles	1 696 066	5 789 430	14 586 559	49 802 071
784	Parts And Accessories Of The Motor Vehicles	28 022 356	102 901 880	271 161 278	998 946 531
785	Motorcycles, Scooters, And Other Cycles Motorized/ non Motorize	20 459 796	73 434 328	73 423 273	247 489 547
786	Trailers And Other Vehicles, Not Motorized	2 595 003	10 545 186	7 176 428	29 913 655
791	Railway Vehicles And Associated Equipments	7 463 759	17 234 002	25 778 850	78 612 745
792	Aircraft And Associated Equipments And Parts	235 663	532 559	59 871 898	199 750 281
793	Ships, Boats, And Floating Structures	35 366 438	128 899 283	64 715 832	333 247 326
811	Prefabricated Buildings	4 843 213	16 109 128	9 747 531	32 163 740
812	Sanitary, Plumbing, Heating, And Lighting Fixtures/fittings	1 160 470	6 205 960	2 388 895	11 289 873
813	Lighting Fixtures And Fittings	2 840 406	10 676 703	15 946 867	53 598 566
821	Furnitures And Parts	12 593 148	43 820 397	34 726 632	126 574 530
831	Travel Goods	2 543 747	8 781 909	15 577 590	53 158 131
841	Men's Coats/jackets, Not Knitted	403 440	1 189 946	5 506 347	24 057 310
842	Women's Coats/jacket, Not Knitted	657 946	2 099 502	9 062 984	34 222 762
843	Men's Coats/jackets, Knitted	196 158	579 399	2 255 362	9 349 254
844	Women's Coats/jackets, Knitted	1 725 458	4 432 385	5 285 985	18 353 467
845	Articles Of Apparel	1 731 447	4 764 994	14 714 338	51 924 131
846	Clothing Accessories Of Textiles Fabrics	698 347	2 164 093	4 522 743	20 437 290
848	Articles Of Apparel And Clothing Accessories Of Other Than Textile	4 654 220	14 640 067	21 679 069	69 328 763

**I-2 IM POR M ENURUT GOLONGAN BARANG SITC / IM PORT BY SITC COM M ODITY GROUPS**  
**\*\*\* APRIL/ APRIL 2014 \*\*\***

SITC	Uraian golongan barang <i>Group description</i>	Berat bersih / Net weight (Kg)		Nilai / Value C.I.F. (US\$)	
		<i>Bulan ini</i>	<i>Kumulatif</i>	<i>Bulan ini</i>	<i>Kumulatif</i>
		<i>Current month</i>	<i>Cum. Jan. to date</i>	<i>Current month</i>	<i>Cum. Jan. to date</i>
851	Footwears	6 568 434	20 763 586	44 106 399	144 025 420
871	Optical Instrument And Apparatus	128 853	490 351	7 787 016	30 157 005
872	Medical Instruments And Appliances	1 998 756	7 023 911	20 945 502	78 421 883
873	Meters And Counters	807 606	3 011 566	17 826 287	65 251 543
874	Measuring, Checking, Analysing, And Controlling Instrument And /	3 622 071	13 167 722	105 518 642	365 895 511
881	Photographic Apparatus And Equipments	331 168	984 231	2 496 504	11 048 063
882	Photographic And Chinematographic Supplies	1 537 819	5 024 827	8 675 015	26 979 867
883	Cinematograph Film, Exposed And Developed	180	597	11 298	43 773
884	Optical Goods	601 270	2 218 948	17 378 057	61 229 512
885	Watches And Clocks	642 892	1 924 826	5 358 980	18 916 796
891	Arms And Ammunitions	46 405	592 769	20 299 919	121 595 963
892	Printed Matter	1 666 306	6 765 754	21 056 813	77 570 824
893	Article Of Plastics	21 282 319	75 186 167	91 487 558	319 803 777
894	Baby Carriages, Toys, Games, And Sporting Goods	6 324 110	20 086 707	24 576 047	73 532 310
895	Office And Stationery Supplies	3 191 139	10 631 572	11 093 783	34 831 310
896	Works Of Art, Collectors Pieces And Antiques	42 875	212 077	141 192	946 940
897	Jewellery, Goldsmith, Silversmith Wares, And Other Articles	302 424	775 945	2 744 598	10 988 066
898	Musical Instrument And Parts/accessories	1 732 721	7 133 637	24 071 506	106 303 321
899	Other Miscellaneous Manufactured Articles	6 700 994	22 953 424	51 944 514	160 611 885
971	Gold, Non-monetary	674	3 527	2 009 732	8 381 287
<b>TOTAL IM POR</b>		<b>13 005 419 405</b>	<b>46 676 369 455</b>	<b>16 254 976 317</b>	<b>59 485 585 412</b>



I.3. IMPOR MENURUT KOMODITI / IMPORT BY HS COMMODITY

\*\*\* APRIL/ APRIL 2014 \*\*\*

H S	Uraian Komoditi Commodity Description	Berat Bersih / Net Weight (Kg)		Nilai / Value C.I.F (US\$)	
		Bulan ini Current Month	Kumulatif Cum. Jan. to date	Bulan ini Current Month	Kumulatif Cum. Jan. to date
0102291090	Live male cattle, not oxen, other than pure-bred breeding animals	14 880 688	63 121 620	45 074 477	178 669 831
0102299000	Live cattle not male, other than pure-bred breeding animals	2 644 577	8 654 606	6 697 665	22 505 428
0103100000	Live swine, pure-bred breeding animals	0	62	0	14 592
0105119000	Live fowls spec Gallus domesticus, weight <=185g, other than breeding	0	302	0	5 140
0106190000	Other live mammals	0	152	0	3 446
0106200000	Live reptiles (including snakes and turtles)	60	1 036	1 507	5 879
0106330000	Live ostriches; emus (Dromolus novaehollandiae)	0	68	0	481
0106390000	Other live birds	1 481	6 068	10 864	45 011
0106900000	Other live animals	0	493	0	13 615
0201200000	Other cuts with bone in of bovine animals, fresh or chilled	75	3 471	1 690	24 397
0201300000	Boneless of bovine animals, fresh or chilled	136 820	1 847 860	970 130	10 730 875
0202200000	Other cuts with bone in of bovine animals, frozen	448 812	3 669 316	1 360 826	12 284 299
0202300000	Boneless of bovine animals, frozen	3 380 827	19 759 721	16 718 076	95 868 883
0203220000	Hams, shoulders and cuts thereof of swine with bone in, frozen	8 883	8 883	51 344	51 344
0203290000	Other meat of swine, frozen	2 291	25 875	10 504	133 038
0204220000	Other cuts of sheep, with bone in, fresh or chilled	7 539	10 435	78 412	102 684
0204230000	Boneless meat of sheep, fresh or chilled	1 999	3 634	20 518	35 540
0204300000	Carcasses and half-carcasses of lamb, frozen	14 059	40 530	77 853	221 572
0204410000	Carcasses and half-carcasses of sheep, frozen	7 829	103 778	38 832	528 597
0204420000	Other cuts of sheep with bone in, frozen	11 911	149 486	92 337	853 465
0204430000	Boneless meat of sheep, frozen	9 332	39 252	74 567	282 767
0204500000	Meat of goats, fresh, chilled or frozen	26 580	325 997	132 062	1 575 915
0205000000	Meat of horses, asses, mules or hinnies, fresh, chilled or frozen	0	8 640	0	14 096
0206100000	Edible offal of bovine animals, fresh or chilled	0	56 806	0	173 670
0206210000	Tongue of bovine animals, frozen	503 918	1 973 559	1 530 379	5 761 974
0206220000	Livers of bovine animals, frozen	44 578	727 139	86 365	1 564 810
0206290000	Other edible offal of bovine animals, frozen	724 576	6 078 860	2 072 560	17 344 663
0207149900	Cuts & offal of fowl spec Gallus domesticus, not mechanically deboned/separated	100	100	1 684	1 684
0207420000	Meat and edible offal of ducks, not cut in pieces, frozen	0	170 633	0	342 137
0208500000	Meat & edible meat offal of reptile (incl. snake & turtles), fresh, chilled or frozen	0	8 000	0	6 000
0208909000	Meat & edible meat offal of other animals, fresh, chilled or frozen	16 906	37 726	48 266	101 153
0210999000	Other meat & edible, incl. frouns & meal salted, in brine, dried or smoked	8 335	38 162	76 964	329 044
0301119100	Koi carp (Cyprinus carpio)	529	529	5 719	5 719
0301119590	Arowanas, than not red	1 385	1 385	11 039	11 039
0301199000	Live marine ornamental fish, other than fry	0	400	0	5 075
0302140010	Atlantic salmon, excluding fillets, livers and roes, fresh or chilled	32 146	62 761	315 348	613 213
0302430000	Sardines, excl. fillets, livers & roes, fresh or chilled	15 500	15 500	39 500	39 500
0303120000	Other pacific salmon, excl. fillet, liver and roes, frozen	200 000	650 649	336 068	1 194 122
0303130010	Atlantic salmon, excl. fillets, livers and roes, frozen	73 753	174 388	541 924	1 148 764
0303190000	Other salmonidae, excl. fillets, livers and roes, frozen	0	1 311	0	15 026
0303310000	Halibut, excl. fillets, livers and roes, frozen	14 400	22 386	72 480	105 665
0303410000	Albacore/longfinned tunas, excl. fillet, livers and roes, frozen	21 699	44 699	56 417	99 082
0303420000	Yellowfin tunas, excl. fillet, liver & roes, frozen	21 133	139 971	143 704	797 589
0303430000	Skipjack or stripe-bellied bonito, excl. fillets, livers and roes, frozen	429 310	899 411	495 451	1 351 564
0303530000	Sardines, sardinella, brisling or spart, excl. fillets, livers and roes, frozen	3 320 354	9 399 137	2 349 958	6 580 541
0303540010	Mackerel, excl. fillets, livers and roes, frozen	976 460	2 536 860	1 633 522	4 162 249
0303540020	Pacific mackerel, excl. fillets, livers and roes, frozen	4 894 565	19 573 444	4 260 059	17 101 481
0303550000	Jack and horse mackerel, excl. fillets, livers and roes, frozen	0	27 000	0	63 450
0303570000	Swordfish (xiphias gladius), excl. fillets, livers and roes, frozen	251 179	606 155	1 860 713	4 227 558
0303630000	Cod (gadus morhua, ogac, macrocephalus), excl. fillets, livers and roes, frozen	135 000	143 462	1 317 600	1 359 823
0303670000	Alaska Pollack, excl. fillets, livers and roes, frozen	0	727	0	3 085
0303690000	Other marine fish, excl. fillets, livers and roes, frozen	0	387	0	1 642
0303891400	Savalai hairtails, excl. fillets, livers and roes, frozen	0	6 355	0	26 970
0303891990	Other marine fish, excl. fillets, livers and roes, frozen	992	313 694	3 188	463 539
0303892900	Other fish, not marine fish, excl. fillets, livers and roes, frozen	349 564	375 577	507 833	601 333
0303902000	Roes of fish, frozen	2 344	2 346	28 187	28 271
0304410000	Fillets of Pacific, Atlantic and Danube salmon, fresh or chilled	0	6	0	253
0304790000	Other fish fillets of family bregmacerotidae, etc., frozen	0	959	0	4 070
0304810010	Frozen fillets of red salmon	0	80	0	2 492
0304830000	Frozen fillets of flat fish	0	100 000	0	125 001
0304870000	Frozen fillets of tunas, skipjack or stripe-bellied bonito	19 311	125 317	42 963	324 783
0304890000	Frozen fillets of other fish	3 435	10 203	41 303	65 921
0304990010	Meat of tuna loin and skipjack, (whether or not minced), frozen	0	3 407	0	35 370
0304990090	Meat of other fish, (whether or not minced), frozen	506 234	1 019 299	560 711	1 119 229
0305100000	Flours, meals, and pellets of fish, fit for human consumption	1 390	4 720	15 218	69 266
0305620000	Cod, salted but not dried/smoked & in brine, other than edible fish	0	405	0	18 591

I.3. IM POR M ENURUT KOM ODITI / IM PORT BY HS COM M ODITY

\*\*\* APRIL/ APRIL 2014 \*\*\*

H S	Uraian Komoditi Commodity Description	Berat Bersih / Net Weight (Kg)		Nilai / Value C.I.F (US\$)	
		Bulan ini Current Month	Kumulatif Cum. Jan. to date	Bulan ini Current Month	Kumulatif Cum. Jan. to date
0305710000	Shark fins, fit for human consumption	4 842	4 842	111 366	111 366
0305721000	Fish maws, fit for human consumption	15 583	30 178	130 411	251 908
0306110000	Rock lobsters and other sea crawfish,frozen, fit for human consum	66 626	153 850	728 652	1 413 048
0306120000	Lobsters, frozen, fit for humanconsumption	60	7 240	2 231	104 792
0306149000	Other crabs, frozen, fit for humanconsumption	446 826	1 273 867	4 953 813	13 126 376
0306160000	Cold water shrimps and prawns, frozzen,fit for human consumptio	216 217	424 942	1 016 547	1 922 779
0306171020	Giant tiger prawns headless, frozen, fitfor human consumption	11 243	61 414	178 910	653 958
0306171090	Other giant tiger prawns, frozen, fitfor human consumption	19 030	27 246	255 446	371 722
0306172020	Whiteleg shrimps headless with tail,frozen, fit for human consump	0	14 750	0	213 450
0306172090	Other whiteleg shrimps, frozen,fit for human consumption	0	54 646	0	634 651
0306179000	Other shrimps and prawns, frozzen,fit for human consumption	16 153	47 019	284 164	517 269
0306222000	Lobsters (homarus spp),oth than breeder,live	326	1 471	8 620	36 116
0306249100	Crabs, dried, in airtight container, notfrozen	0	820	0	1 230
0306249990	Crabs, dried, not boiled, not inairtight container, not frozen	0	5 110	0	70 913
0306272200	Whiteleg shrimps,other than breeder,live	2 658	9 079	111 210	231 301
0306272900	Other shrimps and prawns, other thanbreeder, live	0	73	0	986
0306299100	Crustaceans, flours, meal and pelletsin airtight containers	960	3 940	8 975	61 360
0306299900	Crustaceans, flours, meal and pellets,in other than airtight contain	1 577	5 230	33 519	93 705
0307191000	Oysters, frozen	1 860	29 388	22 364	166 282
0307211000	Scallops, live	0	37	0	384
0307291000	Scallops, frozen	192 184	306 184	435 871	655 683
0307292000	Scallops, dried, salted or in brine,smoked	0	2	0	67
0307491000	Cuttle fish and squid, frozen	249 026	612 891	338 342	843 673
0307591000	Octopus, frozen	49 612	73 612	61 862	85 862
0307791000	Clams, cockles and ark shells; frozen	0	40 000	0	87 680
0308901000	Oth aquatic invertebrates oth thancrustaceans and molluscs, live	0	244	0	3 574
0401101000	Milk&cream of a fat <=1%, not addedsugar/sweet,not concentrate	20 160	38 671	20 362	40 938
0401109000	Milk&cream of a fat <=1%, not addedsugar/sweet, not in liquid for	220	676	2 142	6 299
0401201000	Milk&cream of 1%?a fat_6%, not addedsugar/ sweet,not concentr	0	53 580	0	62 712
0401209000	Milk&cream of 1%?a fat_6%, not added sugar/oth sweet, not in lic	0	84	0	472
0401401000	Milk&cream of 6%?a fat_10%, not addedsugar/ sweet,not concent	0	20 160	0	20 362
0401409000	Milk&cream of 6%?a fat_10%, not addedsugar/sweet, in other for	260 532	651 678	769 229	1 974 747
0401501000	Milk and cream of a fat >10%, not addedsugar/sweet,not concentr	19 620	125 600	48 854	311 220
0401509000	Milk and cream of a fat >10%, not addedsugar/sweet, not in liquid	152 419	505 435	469 320	1 615 501
0402104100	Milk&cream of fat_1,5%,in solid form, noadded sugar/sweet, cont	13 661 242	46 817 407	64 821 861	217 124 161
0402104900	Milk&cream of fat_1,5%,in solid form, noadded sugar/sweet, cont	150 000	500 000	718 650	2 297 625
0402109100	Milk&cream of fat_1,5%,in solid form,added sugar/ sweet, contain	1 372 975	5 793 050	5 990 845	25 271 092
0402109900	Milk&cream of fat_1,5%,in solid form,added sugar/ sweet, contain	0	146 375	0	734 699
0402212000	Milk&cream fat >1,5%,in solid form, notadded sugar/ sweet, conta	2 790 975	10 069 427	14 220 908	51 700 120
0402219000	Milk&cream fat >1,5%,in solid form, notadded sugar/ sweet, conta	2 422 958	4 028 966	12 446 305	20 511 193
0402299000	Milk&cream fat >1,5%,in solid form,added sugar/ sweet, contain v	143 383	1 114 902	1 141 035	8 589 218
0402910000	Other milk&cream, not containing addedsugar/other sweetening	0	25 000	0	123 750
0402990000	Other milk&cream, containing addedsugar/ other sweetening	552 297	1 921 301	607 362	1 998 842
0403102000	Yoghurt in liquid form,whether/ notcondensed,contain flavour/ not	40	40	6 166	6 166
0403109000	Yoghurt in not liquid form, containfruits,nuts, cocoa, flavour/ not	3 895	3 895	26 991	26 991
0403901000	Buttermilk, concentrated/ add sugar/ sweetcontaining fruits,nuts, c	539 475	2 023 050	2 265 200	8 477 910
0403909000	Curdled milk&cream,kephir&oth fermented/ acidified milk&cream	6 588	13 176	41 040	82 080
0404100000	Whey&modified whey, whether/ notconcentrated/ added sugar/ sw	10 381 553	30 194 457	21 494 082	63 391 924
0404900000	Products consist natural milk;whether/ not added sugar/ sweet, n.e	378 909	901 176	1 207 866	3 765 987
0405100000	Butter	1 908 852	4 134 321	8 270 501	17 184 070
0405901000	Anhydrous butterfat	1 829 708	3 414 739	10 760 999	19 525 893
0405902000	Butter oil	0	19 600	0	150 428
0406101000	Fresh (unripened or uncured) cheese,including whey cheese	861 959	2 911 139	3 910 314	12 989 122
0406201000	Grated/ powdered cheese,of all kinds,in packages of a gross weight	47 111	89 611	416 189	854 225
0406209000	Grated/ powdered cheese,of all kinds,in packages of a gross weight	292 580	480 928	1 323 783	2 177 262
0406300000	Processed cheese,not grated or powdered	480 084	995 689	2 835 509	5 596 241
0406900000	Other cheese	661 452	1 605 826	3 172 079	7 699 058
0408110000	Egg yolks, whether/ not containing addedsugar/oth sweetening, d	38 650	129 440	182 333	637 150
0408190000	Egg yolks, whether/ not containing addedsugar/oth sweetening, ot	26 994	26 994	63 195	63 195
0408910000	Birds' eggs, not in shell, whether/ notcontaining added sugar/ swee	136 887	342 454	804 060	2 031 155
0409000000	Natural honey	288 181	804 299	1 091 439	3 075 745
0410009000	Other edible products of animal origin,not elsewhere specified or i	20	2 910	2 100	165 635
0501000000	Human hair, unworked, whether or notwashed or scoured; waste	17 765	72 706	3 395 370	11 459 241
0502100000	Pigs', hogs' & boars' bristles and hair and waste thereof	12 999	25 533	34 828	59 200
0502900000	Badger hair and other brush making hairand waste thereof	112 596	324 128	767 490	2 170 740
0505101000	Duck feathers and down, of a kind usedfor stuffing	110 400	329 262	6 771 694	21 868 387

I.3. IM POR M ENURUT KOM ODITI / IM PORT BY HS COM M ODITY

\*\*\* APRIL/ APRIL 2014 \*\*\*

H S	Uraian Komoditi Commodity Description	Berat Bersih / Net Weight (Kg)		Nilai / Value C.I.F (US\$)	
		Bulan ini Current Month	Kumulatif Cum. Jan. to date	Bulan ini Current Month	Kumulatif Cum. Jan. to date
0505109000	Feathers and down other than duck,of a kind used for stuffing	7 170	8 698	805 072	1 090 280
0505901000	Duck feathers and down, used other thanfor stuffing	1 980	22 666	128 700	979 637
0505909000	Other skins& parts of birds; powder& waste of feather, used oth th	0	616 771	0	601 409
0506100000	Ossein and bones treated with acid	0	2	0	337
0506900000	Other bones & horn-cores, degelatinised; powder and waste of the	0	1	0	2
0508002000	Shells of molluscs, crustaceans/ echinoderms,unworked/ simply pre	7 715	54 904	2 579	167 699
0508009000	Cuttle-bone,unworked/ simply preparednot cut to shape,powder&	0	40 329	0	20 267
0511100000	Bovine semen	49	110	14 427	59 787
0511910030	Artemia egg (brine shrimp egg)	9 240	40 298	569 006	1 924 978
0511910040	Fish skin	5 738	5 738	46 908	46 908
0511910090	Oth product of fish or crustaceans,molluscs or oth.aquatic invertat	32 000	132 720	17 600	80 200
0511993000	Natural sponges	0	90	0	14 950
0511999000	Other animal products not elsewherespecified or included	1 251 944	3 384 760	1 372 997	3 813 313
0601100000	Bulbs, tubers, tuberous roots, corms,crowns & rhizomes, dormant	141	20 161	175	62 360
0601209000	Bulbs,tubers,tuberous roots, corms,crowns & rhizomes, in growth/	343	34 542	1 556	80 677
0602102000	Unrooted cuttings and slips of rubbertrees	0	88	0	521
0602109000	Unrooted cutting and slips of oth plants	0	911	0	2 405
0602902000	Orchid seedlings	803	803	15 955	15 955
0602909000	Other live plants (incl their roots),cuttings&slips; mushroom spaw	100 947	297 639	16 719	113 505
0603140000	Chrysanthemums, fresh flowers of a kindsuitable for bouquets/orr	0	108	0	2 556
0603190000	Other fresh flowers of a kind suitable for bouquets/ ornamental pu	3 045	5 431	60 900	108 602
0603900000	Cut flowers& flower cuds for bouquets/ ornamental,dried,dyed,ble	640	1 996	1 001	2 966
0604201000	Mosses and lichens, of a kind suitablefor bouquets/ ornamental, fr	0	26 640	0	125 292
0604209000	Foliage,branches& oth parts of plants,grasses,for bouquets/ ornam	0	3 002	0	6 119
0604909000	Foliage,branches& oth part plant,grasses,for bouquets/ ornamental	13 664	34 219	36 892	56 644
0701100000	Potatoes seed, fresh or chilled	156 450	2 084 450	181 326	2 048 782
0701900000	Potatoes, other than seed , fresh orchilled	6 944 849	9 918 415	4 387 580	6 082 279
0702000000	Tomatoes, fresh or chilled	3 855	18 632	16 942	86 186
0703101900	Onions,oth.than bulbs for propagation,fresh or chilled	8 733 461	26 219 166	4 597 376	13 623 728
0703102900	Shallots,oth than bulbs for propagation, fresh/ chilled	3 824 600	47 348 024	837 025	20 240 567
0703209000	Garlic,oth than bulbs for propagation,fresh/ chilled	36 318 124	145 910 929	26 482 435	105 909 513
0703909000	Leeks& oth alliaceous vegetables,oth than bulbs for propagation, fi	86	8 582	375	15 110
0704101000	Cauliflowers, fresh or chilled	25 622	98 612	39 157	146 232
0704102000	Headed broccoli, fresh or chilled	97 166	353 997	160 700	565 159
0704200000	Brussels sprouts, fresh or chilled	91	438	400	2 024
0704901100	Cabbages, round (drumhead), fresh orchilled	9 617	220 999	20 179	136 136
0704901900	Cabbages, oth than round (drumhead),fresh or chilled	5 005	6 137	9 559	14 879
0704909000	Kohlrabi, kale and similar ediblebrassicac, fresh or chilled	85 776	326 571	170 302	609 652
0705110000	Cabbage lettuce (head lettuce), fresh or chilled	5 105	15 153	8 974	22 688
0705190000	Other lettuce, fresh or chilled	13 946	49 404	30 268	117 741
0706101000	Carrots, fresh or chilled	2 616 572	11 127 551	2 432 249	10 775 160
0706900000	Salad beetroot,salsify,celeriac,radishes & similar edible roots,fresh	3 702	12 479	5 301	13 235
0707000000	Cucumbers and gherkins, fresh/ chilled	73	475	323	2 202
0708100000	Peas (Pisum sativum), shelled/ unshelled, fresh/ chilled	557 748	1 158 770	244 869	533 536
0708900000	Other leguminous vegetables, shelled/ unshelled, fresh or chilled	1 143	21 906	2 338	53 452
0709400000	Celery oth than celeriac,fresh/ chilled	11 991	53 931	29 665	124 099
0709510000	Mushrooms of the genus Agaricus, freshor chilled	3 731	6 578	7 015	16 061
0709591000	Truffles, fresh or chilled	25 051	80 367	53 295	169 759
0709599000	Oth mushrooms, fresh or chilled	126 902	370 391	365 291	1 005 821
0709601000	Chillies (fruits of genus Capsicum),fresh or chilled	0	14 707	0	24 936
0709700000	Spinach, New Zealand spinach & orachespina (garden spinach), f	8 526	28 004	15 116	46 452
0709990000	Other vegetables, fresh or chilled	18 713	77 815	32 937	124 282
0710100000	Potatoes (uncooked or steamed/ boiledcooked), frozen	0	54 007	0	17 919
0710210000	Peas (Pisum sativum), shelled/ unshelled,uncooked or steamed/bo	111 797	289 760	137 379	358 590
0710220000	Beans (Vigna spp,Phaseolus spp), shelled/ unshelled,uncooked/ ste	587	3 092	2 579	14 428
0710300000	Spinach,New Zealand spinach and orachespina (garden spinach)	4 653	14 326	12 798	39 988
0710400000	Sweet corn, uncooked/ steamed/ boiled,frozen	101 604	383 424	106 086	394 002
0710800000	Other vegetables,uncooked/ steamed/ boiled, frozen	10 568	38 551	19 155	65 767
0710900000	Mixtures of vegetables,uncooked/ steamed/ boiled, frozen	137 283	368 712	139 162	361 204
0711209000	Olives, provisionally preserved in otherpreservative solutions	98	8 499	895	16 848
0711401000	Cucumber& gherkins, provisionally preserved by sulphur dioxide ga	0	4 457	0	5 800
0711902000	Chillies (fruits of genus Capsicum),provisionally preserved	446 049	1 652 514	546 819	1 843 817
0711903900	Capers, provisionally preserved in other preservative solutions	0	2 549	0	8 638
0711909000	Other vegetables,provisionally preservedoth than by sulphur dioxi	11 690	127 719	9 787	74 792
0712200000	Onios, dried, whole, cut, sliced ,broken/in powder, but not further	555 947	1 159 538	1 754 358	3 591 802
0712310000	Mushrooms of genus Agaricus,dried,whole,broken/ powder,but no	0	2 790	0	10 266

I.3. IM POR M ENURUT KOM ODITI / IM PORT BY HS COM M ODITY

\*\*\* APRIL/ APRIL 2014 \*\*\*

H S	Uraian Komoditi Commodity Description	Berat Bersih / Net Weight (Kg)		Nilai / Value C.I.F (US\$)	
		Bulan ini Current Month	Kumulatif Cum. Jan. to date	Bulan ini Current Month	Kumulatif Cum. Jan. to date
0712320000	Wood ears (Auricularia spp),dried,whole,broken/ powder, but not f	10 654	117 803	18 730	170 754
0712330000	Jelly fungi ,dried,whole,cut, broken/in powder,but not further prep	0	24 820	0	35 916
0712391000	Truffles,dried,whole,cut,sliced,broken/in powder,but not further p	34 354	51 217	64 789	109 799
0712392000	Shiitake(dong-gu),dried,whole,cut,slice,broken/ powder, but not fu	5 487	26 958	6 866	33 573
0712399000	Other mushrooms,dried,whole,cut,slice,broken/ powder,but not fu	31 641	94 995	82 129	169 237
0712901000	Garlic,dried,whole,cut,sliced,broken/in powder,but not further pre	455 514	1 179 155	742 022	1 730 595
0712909000	Oth vegetables/ mix of vegetables,dried,whole,broken/ powd,but n	581 267	1 741 516	1 630 731	4 718 883
0713109000	Peas (pisum sativum),dried,shelled,wheth/ not skinned/ split, oth th	1 582 421	4 239 155	655 827	1 679 345
0713209000	Chickpeas(garbanzos),dried,shelled,whether/ not skinned, oth thar	68 201	131 929	89 455	152 210
0713319000	Beans (Vigna mungo hepper/ Vigna radiatawilczek),dried,shelled,ot	18 544 364	41 999 311	18 917 909	41 321 407
0713329000	Small red(Adzuki) beans dried,shelled,whether/ not skinned, oth th	231 000	522 000	63 270	141 340
0713339000	Kidney beans,incl white pea beans,dried,shelled, oth than for sowi	331 320	1 589 880	210 618	846 184
0713359000	Cow peas,dried,shelled,whether/ notskinned/ split, oth than for sov	216 000	1 527 000	162 504	871 673
0713399000	Oth beans, dried, shelled, whether/ notskinned/ split, oth than for s	312 250	1 732 250	262 936	1 011 793
0713409000	Lentils, dried, shelled, whether/ notskinned/ split, oth than for sowi	291	1 080	729	3 654
0713509000	Broad beans&horse beans,dried,shelled,whether/ not skinned, oth	2 455 000	7 033 395	1 613 238	4 713 291
0713909000	Oth dried leguminous vegetables,shelled,whether/ not skinned, otl	804 283	1 984 945	827 508	1 903 498
0714201000	Sweet potatoes, frozen	0	21 389	0	37 836
0714901900	Sago pith, not frozen	5 732	9 989	10 016	11 466
0714909900	Arrowroot,salep.,Jerusalem artichokes,root w/ high starch/inulin, r	26 562	82 003	53 744	164 695
0801110000	Coconuts, desiccated, dried	20 820	60 962	73 512	230 187
0801190000	Coconuts,oth than desiccated&in the inershell, fresh/dried, wheth	44 475	158 688	33 801	96 048
0801320000	Cashew nuts, shelled, fresh or dried	142 884	362 642	608 309	1 446 869
0802110000	Almonds, in shell, fresh or dried	0	22 370	0	125 719
0802120000	Almonds, shelled, fresh or dried	94 869	287 445	780 190	2 267 313
0802220000	Hazelnut/filberts, shelled, fresh/dried	1 000	2 000	8 050	16 100
0802320000	Walnuts, shelled, fresh or dried	0	12 500	0	130 875
0802410000	Chestnuts (Castanea spp.), in shell,fresh or dried	16 758	27 544	50 336	68 947
0802420000	Chestnuts (Castanea spp.), shelled,fresh or dried	574	11 103	4 052	21 536
0802510000	Pictachios, in shell, fresh or dried	11 140	11 140	7 464	7 464
0802520000	Pictachios, shelled, fresh or dried	12 913	28 809	33 749	82 104
0802620000	Macadamia nuts, shelled, fresh or dried	0	3 008	0	51 486
0802800000	Areca nuts, whether/ not shelled/peeled,fresh or dried	0	2	0	6
0802900000	Other nuts, whether/ not shelled/peeled,fresh or dried	15 964	28 726	43 605	66 007
0803900000	Bananas, oth than plantains,fresh or dried	80 067	381 207	45 022	171 958
0804100000	Dates, fresh or dried	5 885 296	11 324 505	8 688 154	13 635 733
0804200000	Figs, fresh or dried	1 834	1 834	4 597	4 597
0804400000	Avocados, fresh or dried	111	589	483	2 735
0804501000	Guavas, fresh or dried	133	133	270	270
0804502000	Mangoes, fresh or dried	125 396	177 714	313 807	425 742
0805101000	Oranges, fresh	1 503 784	4 789 241	1 772 118	5 586 215
0805200000	Mandarin,clementines,wilking& similarcitrus hybrids, fresh/dried	16 557 890	72 258 503	19 570 448	88 987 412
0805400000	Grapefruit, including pomelos, fresh ordried	4 550	28 766	4 778	30 036
0805500000	Lemons and limes, fresh or dried	287 407	1 191 102	920 879	2 429 858
0806100000	Grapes, fresh	6 251 376	13 642 355	19 128 259	43 085 250
0806200000	Grapes, dried	218 272	525 422	522 536	1 206 492
0808100000	Apples, fresh	15 470 752	51 670 770	21 611 144	72 236 832
0808300000	Pears, fresh	10 484 943	32 505 188	9 657 453	29 254 140
0809100000	Apricots, fresh	6 073	9 073	15 219	18 969
0809210000	Sour cherries (prunus cerasus), fresh	2 151	2 151	13 792	13 792
0809290000	Oth cherries, fresh	1 210	1 884	8 569	13 610
0809300000	Peaches, including nectarines, fresh	0	5 512	0	8 441
0809401000	Plums, fresh	8 874	17 913	23 977	46 894
0810100000	Strawberries, fresh	1 070	26 899	7 561	78 368
0810200000	Raspberries, blackberries, mulberries,loganberries, fresh	5 623	8 451	37 896	59 186
0810300000	Black, white or red currants andgooseberries,fresh	494	15 437	3 220	63 222
0810400000	Cranberries, bilberries & other fruitsof the genus vaccinium, fresh	11 351	31 994	79 963	232 038
0810500000	Kiwi fruit, fresh	308 600	561 440	738 982	1 268 596
0810600000	Durians, fresh	1 146 626	1 521 421	1 733 307	2 280 519
0810901000	Longans (including mata kucing), fresh	1 579 986	12 071 776	1 934 310	14 748 390
0810906000	Tamarinds, fresh	46 300	60 916	41 742	53 289
0810909200	Dragon fruit, fresh	461 705	1 188 596	406 504	1 098 188
0810909900	Other fruit, fresh	10 439	51 442	23 520	90 850
0811100000	Strawberries, uncooked/ steamed/ boiled,frozen, whether/ not add	50 100	144 100	96 242	306 142
0811200000	Raspberries,blackberries,mulberries,loganberries,currants,gooseb	3 814	21 813	30 227	105 072
0811900000	Other fruit&nuts,uncooked/ steamed/ boiled,frozen, whether/ not a	29 172	65 382	55 142	100 902

I.3. IM POR M ENURUT KOM ODITI / IM PORT BY HS COM M ODITY

\*\*\* APRIL/ APRIL 2014 \*\*\*

H S	Uraian Komoditi Commodity Description	Berat Bersih / Net Weight (Kg)		Nilai / Value C.I.F (US\$)	
		Bulan ini Current Month	Kumulatif Cum. Jan. to date	Bulan ini Current Month	Kumulatif Cum. Jan. to date
0812100000	Cherries, provisionally preserved,not for immediate consumption	3 243	10 876	11 741	42 472
0812909000	Oth fruit&nuts,provisionally preserved,not for immediate consump	9 608	23 625	34 782	90 709
0813200000	Prunes, dried	7 752	23 778	28 750	54 960
0813402000	Tamarinds, dried	141 980	195 950	77 530	121 785
0813409000	Other fruit,oth than heading 08.01 to08.06, dried	140 595	342 524	192 180	428 016
0813502000	Mixture of nuts/dried fruits of whichoth nuts predominate by weig	102 895	165 211	84 701	130 706
0813503000	Mixture of nuts/dried fruits of whichdates predominate by weight	98	98	895	895
0901111000	Arabica WIB/robusta OIB, not roasted,not decaffeinated	4 559 174	8 400 059	9 518 552	16 666 743
0901211000	Coffee, roasted, not decaffeinated,unground	19 252	167 998	184 080	1 234 672
0901212000	Coffee, roasted, not decaffeinated,ground	4 975	21 906	73 011	283 965
0901221000	Coffee, roasted, decaffeinated,unground	0	952	0	15 667
0901222000	Coffee, roasted, decaffeinated, ground	1 244	1 273	25 319	25 723
0902101000	Green tea leaves (not fermented), inpackings _ 3 kg	549	1 048	15 388	39 244
0902109000	Green tea, oth than leaves, (notfermented), in packing _ 3 kg	2 097	27 311	6 546	67 194
0902201000	Green tea leaves (not fermented),in packing > 3 kg	174 011	225 622	185 629	396 701
0902209000	Green tea, oth than leaves (notfermented), in packing > 3 kg	77 784	167 326	209 600	521 902
0902301000	Black tea (fermented) & partly fermented tea, leaves, in packing _	6 994	13 767	20 858	62 815
0902309000	Black tea (fermented) & partly fermented tea,oth than leaves, in p	4 410	25 056	128 115	729 940
0902401000	Black tea (fermented) & partly fermented tea, leaves, in packing >	16 716	261 570	14 244	302 654
0902409000	Black tea (fermented) & partly permented tea, oth than leaves, in	1 075 238	4 232 007	1 496 250	6 390 177
0904111000	White pepper, neither crushed nor ground	17 000	34 000	164 730	325 380
0904112000	Black pepper, neither crushed nor ground	560 000	935 000	3 873 361	6 597 680
0904119000	Other pepper, neither crushed nor ground	3	544	106	7 707
0904121000	White pepper, crushed or ground	1 040	2 757	16 906	44 324
0904122000	Black pepper, crushed or ground	1 278	8 541	14 230	75 277
0904129000	Other pepper, crushed or ground	108	3 010	1 320	44 460
0904211000	Chillies (fruits of the genus Capsicum),dried, neither crushed nor g	3 406 186	7 452 374	3 819 453	8 546 427
0904219000	Oth fruits of genus Capsicum/ Pimenta,dried,neither crushed nor g	38 992	310 720	45 379	334 866
0904221000	Chillies (fruits of the genus Capsicum),dried, crushed/ ground	349 759	713 199	379 790	897 294
0904229000	Oth fruits of genus Capsicum/ Pimenta,dried, crushed/ ground	110 432	313 959	227 738	730 217
0905100000	Vanilla, neither crushed nor ground	0	23 925	0	1 371 200
0905200000	Vanilla, crushed or ground	0	26 814	0	37 991
0906200000	Cinnamon and cinnamon-tree flowers,crushed or ground	20 275	46 418	20 011	104 586
0908110000	Nutmeg, neither crushed nor ground	760	14 832	5 320	120 320
0908120000	Nutmeg, crushed or ground	545	20 979	5 674	22 725
0908310000	Cardamoms, neither crushed nor ground	125	1 731	1 134	11 586
0908320000	Cardamoms, crushed or ground	1 152	1 152	2 335	2 335
0909210000	Seeds of coriander, neither crushed norground	721 680	3 522 020	381 202	2 092 897
0909220000	Seeds of coriander, crushed or ground	63 200	68 073	36 795	38 918
0909310000	Seeds of cumin, neither crushed norground	202 430	771 481	227 663	859 530
0909320000	Seeds of cumin, crushed or ground	2 740	2 840	14 136	15 678
0909611000	Seeds of anise, neither crushed norground	94 949	424 002	110 964	314 002
0909613000	Seeds of caraway, neither crushed norground	56 631	173 544	49 718	149 478
0909619000	Seeds of fennel or juniper berries,neither crushed nor ground	77 000	143 660	64 265	109 488
0909629000	Seeds of fennel or juniper berries,crushed or ground	361	361	3 064	3 064
0910110000	Ginger, neither crushed nor ground	354 271	455 708	340 295	426 593
0910120000	Ginger, crushed or ground	8 000	11 940	30 080	58 283
0910200000	Saffron	0	3 379	0	8 440
0910300000	Turmeric (curcuma)	156 513	161 979	49 449	103 687
0910911000	Curry	6 020	18 020	28 110	69 810
0910919000	Mixtures of spices, other than curry	940	1 826	3 860	12 451
0910991000	Thyme; bay leaves	608	2 152	4 007	12 299
0910999000	Other spices	85 850	209 026	115 319	253 776
1001110000	Durum wheat seed	0	10	0	119
1001190000	Durum wheat, oth than seed	12 319 155	37 774 865	3 702 877	11 629 154
1001991910	Wheat grains without husk,oth than seed, for human consumptior	624 178 395	1 873 041 869	202 963 079	611 533 834
1001991990	Other wheat, oth than seed, for humanconsumption	180 134 634	478 645 878	60 695 752	159 619 341
1001999090	Other wheat, oth than seed, not forhuman consumption	1 057 198	17 029 313	253 728	4 392 922
1002900000	Rye, oth than seed	10 000	10 000	12 200	12 200
1004900000	Oats, oth than seed	68 068	106 291	61 544	76 585
1005100000	Maize (corn), seed	94 864	318 967	557 232	1 294 015
1005901000	Popcorn, oth than seed	277 876	1 382 016	235 724	1 248 648
1005909000	Oth maize (corn), oth than seeds	153 816 409	697 724 896	38 471 895	170 106 766
1006101000	Rice in the husk (paddy or rough),suitable for sowing	505 533	506 480	1 737 726	1 754 276
1006303000	Glutinous rice, semi-milled or whollymilled, whether/ not polished,	2 350 000	21 200 000	1 338 315	11 574 818
1006304000	Thai Hom Mali rice, semi-milled/ whollymilled, whether/ not polish	0	2 296 000	0	1 292 810

**I.3. IMPOR MENURUT KOMODITI / IMPORT BY HS COMMODITY**  
**\*\*\* APRIL/ APRIL 2014 \*\*\***

H S	Uraian Komoditi Commodity Description	Berat Bersih / Net Weight (Kg)		Nilai / Value C.I.F (US\$)	
		Bulan ini Current Month	Kumulatif Cum. Jan. to date	Bulan ini Current Month	Kumulatif Cum. Jan. to date
1006309900	Oth semi/ wholly milled rice, whether/ notpolished/ glazed, oth tha	0	174 306	0	201 751
1006409000	Broken rice, oth than for animal feed	28 290 000	67 765 600	10 459 649	25 582 287
1008100000	Buckwheat	837 795	2 631 911	406 490	1 224 343
1008290000	Millet, oth than seed	2 075 887	8 876 605	980 617	4 230 995
1008300000	Canary seeds	367 940	1 924 835	245 544	1 375 885
1008900000	Other cereals	223 875	1 103 953	146 456	760 866
1101001010	Wheat flour fortified	10 007 601	39 022 647	4 096 329	14 572 201
1101001090	Wheat flour not fortified	10 190 775	25 734 850	4 055 742	10 046 753
1102200000	Maize(corn) flour	0	1 256	0	2 562
1102909000	Oth cereal flours, oth than wheat/ meslin/ maize/ rice/ rye flour	9 542	15 676	5 190	13 389
1103112000	Groats & meals of wheat,durum/ hard wheat semolina	0	3 150	0	9 796
1103119000	Groats & meals of wheat, oth durum/ hardwheat semolina	2 375	5 743	6 569	19 266
1103130000	Groats & meals of maize/ corn	50 680	78 342	70 334	90 068
1103199000	Groats & meals of oth cereals, oth thanmeslin & rice	400	2 000	1 287	3 238
1104120000	Cereal grains of oats, rolled or flakedgrains	696 775	1 926 793	569 108	1 494 988
1104230000	Cereal grains of maize (corn), hulled,peraled, sliced/ kibbled	36 000	90 000	32 160	80 400
1104292000	Cereal grains of barley,hulled,peraled,sliced/ kibbled	0	23 500	0	9 800
1104299000	Cereal grains of oth cereals, hulled,peraled, sliced/ kibbled	3 000	6 000	15 261	28 483
1104300000	Germ of cereals, whole, rolled, flaked/ ground	0	457	0	1 999
1105100000	Flour, meal & powder of potatoes	90 467	257 522	117 754	433 430
1105200000	Flakes, granules & pellets of potatoes	814 264	3 167 583	1 239 300	4 890 131
1106209000	Flour,meal & powder of roots/tuber head07.14, oth than manioc(c	3 168	4 835	8 418	12 934
1106300000	Flour,meal & powder of edible fruits andnuts of prod.chap.8	6 105	13 405	76 955	158 180
1107100000	Malt,not roasted	4 206 542	14 254 814	2 115 395	7 893 785
1107200000	Malt,roasted	10 000	75 800	7 997	52 669
1108110000	Wheat starch	981 000	3 234 902	462 473	1 493 090
1108120000	Maize(corn) starch	8 015 824	27 490 062	3 829 181	13 086 808
1108130000	Potato starch	1 309 170	4 312 507	1 158 321	3 800 919
1108140000	Manioc(cassava) starch	4 643 450	20 283 427	2 034 063	9 302 457
1108191000	Sago starch	1 500	18 000	3 504	17 419
1108199000	Other starches (oth than wheat,maize,potato, manioc & sago)	4 000	4 000	17 863	17 863
1108200000	Inulin	441 949	2 129 149	1 321 525	6 507 815
1109000000	Wheat gluten, whether or not dried	353 500	1 692 750	422 099	1 376 819
1201900000	Soya beans, oth than seed, whether ornot broken	277 597 026	799 369 010	169 139 886	472 460 747
1202410000	Oth than seed of ground-nut,not roasted/ othwise cooked,in shell	13 749 400	36 458 410	15 237 659	40 287 627
1202420000	Oth than seed of ground-nut,not roasted/ cooked,shelled,whether,	20 465 572	62 308 612	23 800 923	71 407 551
1203000000	Copra	0	267 875	0	120 481
1204000000	Linseed, whether or not broken.	8 372	18 795	12 900	30 332
1205100000	Low erucic acid rape/ colza seeds whether or not broken	0	64 100	0	45 383
1205900000	Not low erucic acid rape or colza seedswhether or not broken	500	10 843	1 723	13 051
1206000000	Sunflower seeds, whether or not broken	458 150	2 045 960	304 807	1 804 970
1207101000	Palm nuts & kernels, whether/ not brokensuitable for sowing	0	259	0	59 065
1207290000	Cotton seeds, oth than seed, whether/or not broken	500	500	5 000	5 000
1207401000	Sesamum seeds, whether or not broken,edible	477 609	1 290 646	277 834	798 109
1207409000	Sesamum seeds, whether or not broken,not edible	507 712	1 340 921	280 727	784 474
1207500000	Mustard seeds,whether or not broken	34	76	310	586
1207700000	Melon seeds,whether or not broken	5	5	895	895
1207910000	Poppy seeds,whether or not broken	0	368	0	1 247
1207999000	Other oil seeds & oleaginous fruits,whether or not broken	183 231	442 453	171 750	518 547
1208100000	Flours and meals of soya beans	146 500	947 354	590 081	2 363 591
1209210000	Lucerne (alfalfa) seeds, of a kind usedfor sowing	0	106	0	463
1209292000	Other beet seed, of a kind usedfor sowing	1 000	1 000	10 638	10 638
1209299000	Other seed of forage plants, of a kindused for sowing	0	22 750	0	220 833
1209300000	Seeds of herbaceous plants cultivatedprincipally for their flowers	0	800	0	9 960
1209919000	Other vegetable seeds, other than onion seeds, of a kind used for :	28 275	51 758	755 809	2 846 070
1209999000	Other seed, fruit, and spores, of a kindused for sowing	41 593	138 926	423 699	1 838 686
1210200000	Hop cones,ground,powdered or in the form of pellets; lupulin	4 200	13 793	24 446	81 648
1211201000	Ginseng roots,cut, crushed/ powdered form,fresh/ dried	2 425	6 763	68 877	416 139
1211901100	Cannabis,in cut,crushed/ powdered form,used for pharmacy, fresh	0	2 988	0	4 249
1211901300	Rauwolfia serpentina roots,for pharmacy,in cut/crushed/ powdere	304 199	654 360	632 335	1 410 943
1211901400	Other plants, in cut,crushed or powdered form, used for pharmacy	0	10 000	0	54 000
1211901900	Other plants & parts of plants, in otherforms, for pharmacy	23 280	27 280	85 032	106 616
1211909100	Pyrethrum, in cut,crushed/ powdered form,fresh/ dried	0	13 000	0	82 940
1211909200	Pyrethrum, in other form, fresh/ dried	12 944	12 944	9 887	9 887
1211909500	Agarwood (gaharu) chips, fresh/ dried	0	25	0	605
1211909600	Liquorice roots, fresh/ dried	14 890	32 352	35 215	60 048

I.3. IM POR M ENURUT KOM ODITI / IM PORT BY HS COM M ODITY

\*\*\* APRIL/ APRIL 2014 \*\*\*

H S	Uraian Komoditi Commodity Description	Berat Bersih / Net Weight (Kg)		Nilai / Value C.I.F (US\$)	
		Bulan ini Current Month	Kumulatif Cum. Jan. to date	Bulan ini Current Month	Kumulatif Cum. Jan. to date
1211909800	Oth plants&parts of plants, not forpharmacy, in cut,crushed/powd	0	2 000	0	9 800
1211909900	Oth plants&parts of plants, not forpharmacy, not cut,crushed/pow	50 570	191 953	121 559	787 285
1212211000	Eucheuma spp,fresh,chilled,frozen,dried,for human consumption	0	2 000	0	20 950
1212219000	Other seaweed & algae, fresh, chilled,frozen,dried, for human con	91 137	164 941	117 669	253 114
1212292000	Seaweeds & oth algae,fresh,chilled/dried for oth,not for human cc	804	879	10 470	10 674
1212293000	Seaweeds & oth algae,frozen, not forhuman consumption	0	506	0	6 593
1212910000	Sugar beet, fresh,chilled, frozen/dried,whether/ not ground	3	3	30	30
1212920000	Locust bean(carob),fresh,chilled,frozen/dried, whether/ not grounc	45 000	196 250	37 483	170 058
1213000000	Cereal straw & husks,unprepared,whether/ not chopped,ground,pr	250	250	1 438	1 438
1214100000	Lucerne (alfalfa) meal and pellets	33 200	129 619	8 617	33 496
1214900000	Other forage products,whether/ not in forof pellets,oth than lucerr	54 700	1 241 267	18 779	502 534
1301200000	Gum arabic	27 495	167 852	305 126	1 121 675
1301902000	Gum damar	89 000	315 250	191 697	699 750
1301903000	Cannabis resin	0	32	0	14 420
1301904000	Lac	0	500	0	10 459
1301909000	Other natural gum and resin	9 910	26 541	65 052	228 915
1302120000	Saps and extracts of liquorice, whetheror not modified	46 622	139 941	563 563	1 652 102
1302130000	Saps and extracts of hops,whether or not modified	2 930	11 521	148 396	393 383
1302193000	Other medicinal extracts derived fromvegetable products, whethe	26 768	92 041	1 746 131	6 657 721
1302194000	Vegetable saps&extracts of pyrethrum/ ofthe root of plants contain	0	99	0	1 572
1302199000	Other vegetable saps and extracts	73 322	215 649	821 667	3 601 773
1302200000	Pectic substances, pectinates & pectates	65 584	125 024	347 970	968 321
1302310000	Agar-agar	25 003	48 555	72 498	125 481
1302320000	Mucilages&thickeners, whether/ not modif,derived from locust be	391 421	1 427 163	1 288 427	5 453 652
1302391010	Carageenan in powder form	11 875	147 250	179 676	1 884 823
1302391090	Carageenan not in powder form	0	4 800	0	89 136
1302399000	Oth mucilages & thickeners, whether/ notmodified,derived from v	181 743	563 912	2 288 639	6 562 105
1401100000	Bamboos used primarily for plaiting,cleaned, bleached/dyed	0	30 493	0	17 179
1401201990	Other whole rattans, used primarily forplaiting, cleaned, bleached/	0	1 377	0	26 021
1404902090	Oth vegetable products of a kind usedin tanning/dyeing, oth than l	22 000	37 122	35 447	70 733
1404909000	Oth vegetable products not used primarilyin tanning/dyeing, nes	26 575	69 129	58 232	113 996
1504109000	Oth than solid fractsof fish-liver oilswhet/ not refined,not chemica	259 221	779 066	400 724	1 151 168
1504201000	Solid fraction of fats&oil fish oth thanliver oils, not chemically moc	126 889	208 570	767 301	2 383 085
1504209000	Oth than solid fract of fats&oils fishoth than liver oils,not chemical	682 040	1 093 314	1 048 077	1 734 284
1505001000	Lanolin	0	18 387	0	230 359
1505009000	Wool grease & fatty substance derivedtherefrom, oth than lanolin	3 718	16 889	25 405	66 822
1506000000	Oth animal fats&oils&their fractions wht/ not refined, not chemica	0	73 440	0	101 966
1507100000	Crude oil of soya bean, whether/ notrefined, whether/ not degumr	517	3 254	5 115	29 917
1507901000	Fraction of unrefined soya-bean oil,not chemically modified	599 950	1 260 160	767 558	1 638 421
1507909000	Fraction of refined soya-bean oil,not chemically modified	2 566 540	7 485 087	2 113 319	8 304 465
1508100000	Crude oil of ground-nut, whether/ notrefined, not chemically modi	0	2	0	69
1508909000	Fraction of refined ground-nut oil, whet/ not refined,not chemicall	0	2	0	303
1509101000	Virgin olive oil,packing of net weight _30 kg, not chemically modifi	87 089	273 482	292 017	910 599
1509109000	Virgin olive oil,packing of net weight>30 kg,not chemically modifie	68 717	232 641	350 784	1 588 956
1509901900	Fraction of unrefined olive oil,packingof net weight >30 kg	0	15 750	0	31 500
1509909900	Fraction of refined olive oil,in packingof net weight >30 kg	14 630	66 024	62 694	359 866
1510002000	Fractions of unrefined oil, solely fromolives,whet/ not refined,not c	0	79	0	378
1510009000	Fractions of refined oil, solely fromolives,whet/ not refined,not che	0	35 632	0	95 333
1511901100	Solid fractions of unrefined palm oil,not chemically modified	0	558	0	323
1511909190	Solid fractions of refined palm oil,packing of a net weight>20kg	9 120	27 360	12 905	38 988
1511909200	Unsolid fractions of refined palm oil,packing net weight_20kg	15 200	95 524	21 656	119 673
1511909900	Unsolid fractions of refined palm oil,packing net weight>20kg	0	1 102	0	8 934
1512191000	Fractions of unrefined sunflower-seed/ safflower oil	11 895	55 934	36 773	155 237
1512199000	Fractions of refined sunflower-seed/ safflower oil	292 615	1 407 916	421 855	2 011 816
1513199000	Fractions of refined coconut oil, notchemically modified	3 957	13 120	16 163	53 071
1513291400	Unsolid fractions of unrefined babassuoil	5	5	63	63
1514199000	Fraction of refined low erucic acidrape/ colza oil	459 867	1 291 015	627 787	1 784 734
1514911000	Crude oil of not low erucic acid othrape/ colza	0	33	0	474
1514999100	Fractions of refined oth rape/colza oil	181 410	340 071	240 177	478 567
1514999900	Fractions of refined mustard oil	0	15 200	0	30 927
1515190000	Fractions of linseed oil, whether/ notrefined, not chemically modifi	396 781	1 408 094	551 228	2 001 539
1515210000	Crude oil of maize (corn)	0	10 691	0	21 190
1515291900	Unsolid fraction of unrefined maize(corn) oil	32	32	3 425	3 425
1515299100	Solid fraction of refined maize (corn)oil	15 360	61 440	23 501	94 772
1515299900	Unsolid fraction of refined maize (corn)oil	110 660	418 784	252 117	777 204
1515301000	Crude oil of castor	23 344	32 729	89 840	130 160

I.3. IM POR M ENURUT KOM ODITI / IM PORT BY HS COM M ODITY

\*\*\* APRIL/ APRIL 2014 \*\*\*

H S	Uraian Komoditi Commodity Description	Berat Bersih / Net Weight (Kg)		Nilai / Value C.I.F (US\$)	
		Bulan ini Current Month	Kumulatif Cum.Jan. to date	Bulan ini Current Month	Kumulatif Cum.Jan. to date
1515309000	Fractions of castor oil, whether/ notrefined, not chemically modifie	47 675	474 522	98 747	803 692
1515501000	Crude oil of sesame	50	50	709	709
1515502000	Fraction of unrefined sesame oil, not chemically modified	222	967	1 158	5 506
1515509000	Fraction of refined sesame oil, not chemically modified	45 086	167 277	206 346	622 780
1515901100	Crude oil of tengkawang	239	339	1 372	5 101
1515902100	Crude oil of tung	15 200	15 200	45 600	45 600
1515902900	Fractions of refined tung oil, notchemically modified	0	1 203	0	6 881
1515903100	Crude jobo oil	132	907	1 931	50 155
1515903900	Fractions of refined jobo oil, notchemically modified	3	3	256	256
1515909100	Crude oil of other fixed vegetable oils	0	653	0	9 107
1515909900	Fractions of refined other fixedvegetable oils, oth fixed vegetable t	3 438	29 499	38 432	231 285
1516101000	Animal fats & oils & their fractions,inpacking net weight _10 kg	396	396	3 212	3 212
1516201100	Re-esterified fats & oils of soya bean & its fraction	38 024	138 607	116 302	503 693
1516201200	Re-esterified fats & oils of crude palmoil and its fraction	363 600	1 187 800	594 700	1 902 532
1516201300	Re-esterified fats&oils of palm oil,oththan crude and its fraction	129 520	272 683	168 316	402 984
1516201600	Re-esterified fats & oils of palm kernel & its fraction,RBD	0	120	0	1 807
1516201800	Re-esterified fats & oils of linseed & its fraction	1 487	5 905	21 175	68 873
1516201900	Re-esterified fats&oils of oth vegetable fat & oils, and its fraction	7 897	43 121	34 478	124 603
1516202110	Hydrogenated fats in flakes of palm oil	22 000	44 000	40 480	80 960
1516202150	Hydrogenated fats in flakes of palmkernel olein	276 250	967 920	391 709	1 284 136
1516202190	Hydrogenated fats in flakes of ground-nut, soya beans	1 590	1 914	6 611	8 913
1516202300	Hydrogenated fats in flakes of olives	161	483	1 552	4 692
1516202900	Hydrogenated fats in flakes of othervegetable fats & oils	208 055	1 401 661	349 793	2 345 608
1516205200	Palm stearin, w/ iodine value _ 48, RBD	89 250	199 250	104 790	276 230
1516205900	Oth palm stearin with iodine value _ 48	0	1 521	0	16 587
1516209300	Other fat & oils of olives and theirfractions	0	16 139	0	191 229
1516209400	Other fat & oils of soya beansand their fractions	0	4	0	196
1516209500	Hydrogenated castor oil (opal wax)	80	9 480	1 120	28 872
1516209600	Refined, bleached and deodorised (RBD)palm kernel stearin only	0	27 931	0	68 989
1516209700	Hydrogenated & RBD palm kernel stearinor olein	39 750	39 750	60 619	60 619
1516209800	Oth fat & oils of ground-nuts, palm oilor coconuts and their fractio	33 077	78 509	73 381	180 225
1516209900	Oth vegetable fats and oils and theirfractions	468 837	1 652 754	846 654	2 723 209
1517100000	Margarine,excl. liquid margarine	285 413	829 492	582 445	1 559 940
1517901000	Imitation ghee	8 000	16 002	182 209	373 387
1517902000	Liquid margarine	26 280	92 455	81 054	432 670
1517904300	Shortening	28 216	121 858	53 059	263 877
1517904400	Imitation lard	0	1	0	1
1517905000	Solid mixtures or prep of vegetable fats or oils or of their fractions	78 050	263 490	91 736	421 021
1517906200	Liquid mixtures or prep of crude palmoil predominates	566 329	1 054 601	872 492	2 102 473
1517906400	Liquid mixtures or prep of oth palm oilpredominates,packng net w	0	22 860	0	88 011
1517906700	Liquid mixtures or prep of soya-beanoil predominates	13 342	13 342	32 935	32 935
1517906900	Liquid mixtures or prep of oth vegetablefats/oil predominates	35 940	136 290	80 273	429 033
1517909000	Oth edible mixtures or prep of animal or vegetable fats or oils	506 019	1 674 858	1 324 817	5 750 153
1518001200	Animal fats&oils,boiled,dehydrated,oxidasd,sulphurisd,blown,poly	0	35 410	0	76 419
1518001400	Ground-nut,soya-bean, palm/ coconut oilboiled,dehydrated,oxidasd	222 800	862 197	318 016	1 449 873
1518001500	Linseed oil&its fract,boiled, oxidised,dehydrated,sulphurised,blow	0	283	0	473
1518001600	Olive oil&its fract, boiled, oxidised,dehydrated,sulphurised,blown,	0	12 884	0	22 304
1518001900	Oth vegetbl fat & oils&their fract,boiled,dehydrate,sulphurise,blow	104 562	450 582	150 310	967 051
1518002000	Inedible mixtures/preparation of animalfats/oils or of different fat	204 800	770 410	272 240	1 033 463
1518003500	Inedible mixtures/preparations of ground-nuts fats/oils/of differer	16 000	48 000	22 880	67 120
1518003600	Inedible mixtures/preparations of soya-beans/ coconuts fats/oils/c	416 400	1 526 420	497 840	1 892 404
1518003900	Inedible mixtures/preparations of othervegetable fats/oils/of diffe	109 988	277 849	383 747	876 905
1518006000	Inedible mixture/preparations of animal/vegetable fats/oils/of the	3 861	13 060	15 208	56 101
1520001000	Crude glycerol	16 000	27 012	21 600	128 243
1520009000	Glycerol waters & glycerol lyes	412	484	6 367	8 330
1521100000	Vegetable waxes(oth.than triglycerides)whether or not refined or	11 417	168 747	107 142	677 012
1521901000	Beeswax & oth insect waxes,whether/ notrefined or colored	0	1 000	0	5 126
1522009000	Residues resulting from the treatment offatty substn or animal/v	0	29	0	1 611
1601001000	Sausags& smilar prdct of meat,meat offal/blood,prepare of it,in air	15 776	496 861	34 609	1 049 056
1601009000	Sausags& smilar prdct of meat,meat offal/blood, not in airtight con	89 034	259 757	226 255	611 582
1602390000	Oth prepared/preserved meat,offal/ bloodof oth poultry of head 0	69 851	439 614	118 691	902 063
1602499900	Oth prepared meat,meat offal/ blood ofswine,not in airtight contai	9 105	42 853	24 191	131 943
1602500000	Oth prepared/preserved meat, offal/ blood of bovine animals	181 920	502 463	1 002 603	2 565 205
1603001000	Extracts & juices of chicken, w/ herbs	0	15 142	0	64 837
1603009000	Extracts&juices of oth meat,fish/ crusta,molluscs/ aquatic invertebr	4 451	23 828	74 490	102 505
1604111000	Salmon, whole/in pieces, not in minced,in airtight containers	3 070	3 070	16 404	16 404



I.3. IM POR M ENURUT KOM ODITI / IM PORT BY HS COM M ODITY

\*\*\* APRIL/ APRIL 2014 \*\*\*

H S	Uraian Komoditi Commodity Description	Berat Bersih / Net Weight (Kg)		Nilai / Value C.I.F (US\$)	
		Bulan ini Current Month	Kumulatif Cum. Jan. to date	Bulan ini Current Month	Kumulatif Cum. Jan. to date
1604131100	Sardines, whole/in pieces,not in minced,in airtight containers	16 123	31 891	66 052	129 652
1604139100	Sardinella&brisling/ sprats,whole/ in piec ,not in minced,in airtight c	132 126	315 352	168 692	361 399
1604139900	Sardinella&brisling/ sprats,whole/ in piec ,not in minced,not in airtigh	0	2 807	0	4 472
1604141100	Tunas,whole/ in pieces, not in minced,in airtight container	27 029	50 627	140 728	242 701
1604149000	Tunas,skipjack,bonito,whole/ in pieces,not in minced,not in airtigh	0	325 001	0	1 709 676
1604151000	Mackerel, whole/ in pieces,not in minced, in airtight containers	25 665	106 695	105 145	381 716
1604159000	Mackerel, whole/ in pieces,not in minced, not in airtight containers	85 549	334 189	62 606	328 458
1604199000	Oth fish,whole/ in pieces, not in minced, not in airtight containers	0	1 943	0	1 432
1604202100	Fish sausages,in airtight containers	0	1 460	0	5 986
1604202900	Fish sausages,not in airtight containers	4 341	24 814	4 988	25 545
1604209310	Fish & shrimp ball, frozen, boiled orsteamed	64 975	378 861	130 453	831 210
1604209390	Oth frozen minced fish, boiled/ steamed	42 913	382 335	115 386	1 067 250
1604209900	Other prepared/preserved fish, not in airtight containers	47 292	351 904	170 900	1 119 436
1604320000	Caviar substitutes prepared from fish egg	2 136	3 360	2 470	3 711
1605109000	Crabs,prepared,not in airtight container	17 164	130 778	26 749	317 571
1605219020	Shrimp breaded,not in airtight container	0	16 204	0	37 808
1605219090	Other prepared shrimps&prawns, not in airtight containers	0	35 876	0	278 009
1605299090	Other prepared shrimps&prawn,in airtightcontainers	0	250	0	1 132
1605520000	Scallops,incl queen scallops, prepared/preserved	3 707	4 304	4 450	5 037
1605540000	Cuttle fish & squid, prepared/preserved	158	1 991	183	2 058
1605550000	Octopus, prepared/preserved	13 281	13 281	10 820	10 820
1605560000	Clams, cockles & arkshells, prepared/preserved	53 494	54 827	174 006	182 649
1605620000	Sea urchins, prepared/preserved	0	67	0	43
1605630000	Jellyfish, prepared/preserved	1 591	1 673	1 840	1 928
1605690000	Oth aquatic invertebrates, prepared/preserved	0	69 099	0	161 721
1701130000	Cane sugar,raw, not added flavour/ colour	0	52 000 000	0	21 454 680
1701140000	Oth cane sugar, raw, not added flavour/ colour	259 154 995	1 062 699 272	115 615 715	491 697 022
1701991100	Refined sugar,white	4 688 056	11 329 197	2 717 193	6 527 413
1701999000	Chemically pure sucrose, in solid form	354	10 375 383	2 490	5 275 791
1702110000	Lactose & lactose syrup,lactose_99%, asanhydrous lactose,calculat	2 039 338	7 167 661	3 416 065	12 309 882
1702190000	Lactose & lactose syrup,lactose<99%	243 517	697 269	510 841	1 532 933
1702200000	Maple sugar & maple syrup	1 963	7 903	4 848	17 711
1702301000	Glucose,no fructose or in dry state w/ fructose<20%	4 774 657	13 788 307	3 021 442	9 841 427
1702302000	Glucose syrup,no fructose / in dry state w/ fructose<20%	4 772 459	12 907 451	2 707 525	7 784 863
1702400000	Glucose & glucose syrup, containing 20% fructose< 50%,excl invert	17 032	225 635	21 157	185 713
1702500000	Chemically pure fructose	1 156 097	4 374 449	1 429 354	4 065 006
1702601000	Fructose,in dry state w/ fructose>50%excl invert sugar	18 755	287 746	49 503	373 726
1702602000	Fructose syrup,in dry state w/ fructose>50%, excl invert sugar	6 830 394	21 453 763	3 359 858	10 531 180
1702901100	Chemically pure maltose,in dry state w/ fructose 50%	1 515 908	4 077 877	896 923	2 406 854
1702901900	Maltose syrup,in dry state w/ fructose50%	2 354 475	6 528 330	1 360 287	3 808 740
1702902000	Artificial honey,whether/ not mixed withnatural honey,in dry w/ fr	51 518	84 649	121 922	250 740
1702903000	Flavoured/ colourd sugars (excl maltose),fructose 50%	0	1 269	0	1 578
1702904000	Caramel,fructose 50%	536 771	1 642 152	699 810	2 218 643
1702909100	Syrup of sugar, in dry state w/ fructose50%	22 000	67 839	31 790	112 722
1702909900	Other sugar,incl invert sugar and sugarsyrup blends, in dry w/ fruct	938 365	2 713 085	1 203 004	4 046 783
1703901000	Oth molasses result from extract/refineof sugar,add flavour/ colour	1 720	1 720	22 336	22 336
1703909000	Oth molasses result from extract/refineof sugar,not add flavour/ co	3 001 400	15 001 969	851 382	3 733 479
1704100000	Chewing gum,whether/ not sugar-coated	39 780	207 998	122 576	766 977
1704901000	Medicated pastilles & drops	123 915	420 108	691 082	2 531 632
1704902000	White chocolate, not containing cocoa	17 439	58 133	95 036	312 912
1704909100	Oth sugar confectionery,not cont.cocoa,soft,cont gelatin	474 107	1 411 562	1 779 843	5 273 074
1704909900	Oth sugar confectionery,not cont.cocoa,oth soft,cont gelatin	633 480	2 398 501	1 975 954	8 222 835
1801000000	Cocoa beans,whole/broken,raw/ roasted	7 025 035	24 155 741	20 098 171	69 084 750
1803100000	Cocoa paste,not defatted	29 535	81 577	94 585	292 408
1803200000	Cocoa paste,wholly/partly defatted	144 000	659 500	316 576	1 628 522
1804000000	Cocoa butter,fat & oil	194 099	418 552	1 421 112	2 936 642
1805000000	Cocoa powder,not containing add sugar or other sweetening matt	1 293 599	4 038 511	4 061 641	13 825 268
1806100000	Cocoa powder,containing add sugar or oth sweetening matter	173 128	458 331	411 910	1 108 968
1806201000	Chocolate confectionary in blocks, slab/ bars,weight>2kg	323 724	1 208 169	1 489 347	5 282 122
1806209000	Other chocolate, liquid,paste,granular/ oth bulk form,packing>2kg	44 585	240 465	125 119	621 200
1806311000	Filled chocolate confectionary in blocks,slabs,bars,weight_2kg	76 050	268 798	568 575	1 793 196
1806319000	Other chocolate,in blocks,slabs,bars,weight_2kg	31 877	114 243	267 751	558 924
1806321000	Chocolate confectionary in blocks,slabsbars,not filled,weight_2kg	122 220	480 290	634 622	2 471 440
1806329000	Other chocolate,in blocks,slabs,bars,not filled,weight_2kg	35 826	375 872	21 863	150 776
1806901000	Chocolate confectionary in tablets orpastilles	154 855	289 360	781 181	1 511 893
1806909000	Oth chocolate and food preparation contcocoa	386 511	1 475 204	1 894 299	7 820 625

I.3. IM POR M ENURUT KOM ODITI / IM PORT BY HS COM M ODITY

\*\*\* APRIL/ APRIL 2014 \*\*\*

H S	Uraian Komoditi Commodity Description	Berat Bersih / Net Weight (Kg)		Nilai / Value C.I.F (US\$)	
		Bulan ini Current Month	Kumulatif Cum. Jan. to date	Bulan ini Current Month	Kumulatif Cum. Jan. to date
1901101000	Preparations for infant use of maltextract, for retail sale	2	48 989	1 028	119 040
1901102000	Preparations for infant use of goods of heading 04.01-04.04, for retail	277 476	738 040	2 842 066	7 800 204
1901103000	Preparations for infant use of soya bean powder, for retail sale	360 256	982 416	952 140	2 838 173
1901109100	Medical foods, preparations for infant use, for retail sale	0	8 698	0	309 072
1901109900	Oth preparations for infant use, w/ cocoa < 40%, for retail sale	63 888	216 102	325 002	1 036 218
1901201000	Mixes & doughs of flour, groats, meal, starch/ malt extract, not con	36 222	205 545	129 887	662 695
1901203000	Oth mixes and doughs for prep. of bakers wares, not containing co	119 602	464 761	310 497	1 106 506
1901204000	Oth mixes and doughs for prep. of bakers wares, containing cocoa	0	28 267	0	76 396
1901901900	Oth than medical foods for infant not put up for retail sale	83 975	179 975	396 243	861 843
1901902000	Malt extract	1 786 046	5 197 447	3 089 603	10 754 454
1901903100	Filled milk, of goods of heading 04.01 to 04.04	226 836	659 575	1 022 998	3 513 793
1901903200	Oth than filled milk, containing cocoa powder of goods of heading 04	219 548	1 103 920	1 644 286	7 464 925
1901903900	Oth of goods of heading 04.01 to 04.04	1 782 494	5 356 640	11 520 270	33 554 034
1901904100	Oth soya based preparation, in powder form	0	76 960	0	192 355
1901904900	Oth soya based preparations, in other form	6 555	19 929	16 108	31 760
1901909910	Kerupuk of shrimps	0	33 193	0	79 950
1901909990	Oth than kerupuk of shrimps	615 130	2 809 374	2 143 575	10 499 890
1902110000	Uncooked pasta, not stuffed/ otherwise prepared, containing eggs	100 999	193 283	136 039	273 922
1902192000	Uncooked pasta, not stuffed/ o/w prep. not cont. eggs, rice vermicelli	18 697	61 198	31 505	94 361
1902193000	Uncooked pasta, not stuffed/ o/w prep. not cont. eggs, transparent v	105 490	250 469	122 484	350 604
1902194000	Uncooked pasta, not stuffed/ otherwise prepared, not containing e	8 657	25 939	27 840	81 548
1902199000	Uncooked pasta, not stuffed/ otherwise prepared, not containing e	210 115	578 617	333 869	910 030
1902201000	Stuffed pasta with meat or meat offal, whether or not cooked or o	27 418	82 254	108 092	293 558
1902302000	Oth pasta, instant rice vermicelli	2 131	5 751	8 975	18 411
1902303000	Oth pasta, transparent vermicelli	355 081	1 064 033	397 689	1 177 926
1902304000	Oth pasta, oth instant noodles	131 794	408 043	428 521	1 273 680
1902309000	Oth pasta, not instant rice vermicelli, transparent vermicelli, oth instant n	54 379	253 318	98 845	419 958
1902400000	Couscous	1 246	7 376	2 430	13 081
1903000000	Tapioca & substitutes thereof prepared from starch, in flake, grain, pearl, sifting/ s	0	3 954	0	5 452
1904101000	Prep food obtained by the swelling/ roasting of cereals/ cereal products, c	170 467	1 061 295	554 650	3 187 502
1904109000	Prep food obtained by the swelling/ roasting of cereal/ cereal product, no	179 125	528 980	584 454	1 942 066
1904201000	Prepared foods obtained from unroasted cereal flakes	0	19 775	0	31 261
1904209000	Prep food obtained from mixture of unroasted cereal flake and roast cer f	22 392	46 761	41 736	107 627
1904901000	Rice preparations, including pre-cooked rice	2 697	55 559	24 554	189 581
1904909000	Oth prepared foods obtained of cereals or cereal products	28 417	87 663	111 303	272 549
1905100000	Crisp bread	25 000	57 192	70 479	137 121
1905200000	Gingerbread and the like	0	13	0	352
1905311000	Sweet biscuits not containing cocoa	361 426	1 042 043	1 269 874	3 651 234
1905312000	Sweet biscuits containing cocoa	231 181	631 017	1 300 428	3 451 934
1905320000	Waffles and wafers	273 170	844 416	989 436	3 232 856
1905401010	Rusk, toasted bread & sim toasted product, bread crumb no sugar, ho	237 368	821 902	302 544	1 128 808
1905409000	Rusk, toasted bread & sim toasted product, bread crumb w/ sugar, ho	26 112	95 744	120 318	410 222
1905901000	Unsweetened teething biscuits	2	2	3	3
1905902000	Other unsweetened biscuits	0	22 802	0	84 664
1905903000	Cakes	21 757	318 831	96 084	873 080
1905904000	Pastries	1 625	26 136	28 358	118 802
1905908000	Other crisp savoury food products	191 675	805 598	1 071 823	4 255 491
1905909000	Other baker wares	404 409	1 405 148	934 615	3 310 371
2001100000	Cucumbers and gherkins, prepared or preserved by vinegar or acet	4 325	15 898	5 800	31 780
2001901000	Onions, prepared/ preserved by vinegar or acetic acid	3 164	5 560	6 708	12 139
2001909000	Oth vegetable, fruit, nuts, edible part of plant prep/ presv by vinegar/	48 140	84 144	99 135	191 912
2002101000	Tomatoe, cooked o/w than by steam/ boiling in water not prep/ pres	66 383	123 611	64 284	117 848
2002109000	Tomatoe, not cooked o/w than by steam/ boiling in water not prep/ pres	18 372	73 796	16 707	37 786
2002901000	Tomato paste, not prepared or preserved by vinegar or acetic acid	1 011 666	3 983 010	1 129 729	4 304 981
2002902000	Oth tomato powder, prepared/ preserved otherwise than by vinega	186	186	358	358
2002909000	Other tomatoes, prepared/ preserved otherwise than by vinegar/ ac	59	80 834	1 263	102 886
2003100000	Mushrooms of the genus agaricus, not prep/ presv by vinegar/ ac	107 406	823 083	95 763	863 748
2003901000	Truffles, not prepared/ preserved by vinegar or acetic acid	0	5 400	0	100 824
2003909000	Oth mushrooms, not prepared/ preserved by vinegar or acetic acid	40 100	80 641	47 167	97 097
2004100000	Potatoes, frozen, not prepared/ preserved by vinegar or acetic acid	3 095 820	8 465 571	3 523 714	9 823 986
2004909000	Oth vegetables & mixtures of vegetables, frozen, prep/ presv by vine	26 551	77 347	37 333	118 357
2005109000	Hmgnis vegetable not in airtight container not frozen, not prep/ presv b	0	33 031	0	16 221
2005209100	Other potatoes in airtight containers, not frozen, not prep/ presv by	14 784	48 048	35 198	119 371
2005209900	Other potatoe, not in airtight containers not frozen, not prep/ presv by	2 665	10 446	16 935	67 017
2005400000	Peas (pisum sativum), not frozen, not prepared/ preserved by vinegar/	292 197	887 007	167 390	484 117
2005510000	Beans, shelled, not frozen, not prepared or preserved by vinegar or	110 349	200 651	157 175	281 188

I.3. IM POR M ENURUT KOM ODITI / IM PORT BY HS COM M ODITY

\*\*\* APRIL/ APRIL 2014 \*\*\*

H S	Uraian Komoditi Commodity Description	Berat Bersih / Net Weight (Kg)		Nilai / Value C.I.F (US\$)	
		Bulan ini Current Month	Kumulatif Cum. Jan. to date	Bulan ini Current Month	Kumulatif Cum. Jan. to date
2005599000	Oth bean not in airtightcontnr,notfroznnot prep/presrv by vinegar	29 779	75 810	49 085	102 184
2005600000	Asparagus, not frozen, not preparedor preserved by vinegar or acetic a	0	32 271	0	40 291
2005700000	Olives, not frozen, not preparedor preserved by vinegar or acetic a	0	9 772	0	33 615
2005800000	Sweet corn-zea mays var.saccharata,notfrozen,not prep by vinega	96 932	400 410	91 286	318 305
2005910000	Bamboo shoots,not frozen,not preparedby vinegar/acid	0	17 885	0	12 663
2005991000	Oth vegetabl&mixtr of veqt in airtightcontainr,not frozn,not prep t	12 635	43 741	371 545	1 081 743
2005999000	Oth vgtbl&mixtr of veqt not in airtghtcontainr,not frozn,not prep t	60 581	385 465	234 261	1 182 629
2006000000	Vegetables,fruit,nuts,fruit-peel & oth parts of plants,preserved by s	6 271	61 795	9 663	122 919
2007100000	Jams, fruit jellies, marmalades, fruit/nut, homogenised preparatio	15 679	172 727	86 650	515 009
2007910000	Citrus fruit	0	2 824	0	9 543
2007991000	Fruit pastes oth than of mango,pineapples or strawberries	1 832 638	3 516 709	1 301 951	2 573 546
2007999000	Fruit pastes of mango, pineapplesor strawberries	219 176	1 466 477	602 383	2 574 626
2008111000	Roasted ground nuts, othwise prepared/ preserved	34 451	134 661	137 811	426 583
2008112000	Peanut butter, othwise prepared/ preserved	649	15 036	778	51 252
2008119000	Oth ground nuts, othwise prepared/ preserved	17 060	51 639	47 697	131 912
2008191000	Cashew, incl. mixtures,othwiseprepared or preserved	1 436	28 650	4 382	255 501
2008199000	Other nuts and seeds, othwiseprepared or preserved	269 019	1 394 151	412 623	1 793 847
2008200000	Pineapples, othwise prepared/preserved	516	516	3 367	3 367
2008301000	Citrus fruit,added sugar/oth.sweetningmatter or spirit,otw prepar	180 000	550 742	176 500	565 509
2008309000	Citrus fruit, no sugar/oth.sweetningmatter or spirit,otw prepared/	666 940	2 292 700	647 113	2 236 684
2008401000	Pears,added sugar/oth.sweeteningmatter or spirit,otw prepared/p	0	20 452	0	35 919
2008501000	Apricots,cont added sugar/ oth sweetnigmatter/ spirit otw prepare	0	1 701	0	2 983
2008601000	Cherries,cont added sugar/ oth sweetnigmatter/ spirit otw prepare	50 691	177 588	137 899	477 933
2008701000	Peaches,cont added sugar/ oth sweetningmatter/ spirit otw prepar	4 816	40 859	3 994	63 127
2008709000	Peaches, no sugar/oth sweetningmatter/ spirit otw prepared/pres	605	605	3 783	3 783
2008801000	Strawberrie,cont added sugar/oth sweetmatter/ spirit otw prepare	0	3 155	0	11 171
2008971000	Mixture of stem,root&oth edible partofplant not incl fruit/nut,otw	0	5 898	0	9 818
2008972000	Mxtre oth of stem,root&oth edible partofplant notincl fruit/nut,ot	18 827	123 146	15 428	174 650
2008979000	Oth mixtures othwise prep./preserved	15 756	35 378	46 014	82 921
2008991000	Lychees, othwise prepared or preserved	56 462	156 701	54 233	122 695
2008992000	Longans, othwise prepared or preserved	0	8 060	0	13 870
2008993000	Stem,root&oth.edible part of plant notinc friuts or nuts, otw prep/	106 150	222 826	149 046	399 002
2008994000	Othwise prepared or preserved,added sugar/sweetening matter o	18 793	82 045	166 388	534 363
2008999000	Othwise prepared or preserved, notadded sugar/sweetening matt	35 713	110 823	38 062	206 435
2009110000	Orange juice, frozen	915 122	2 094 616	1 773 712	4 001 374
2009120000	Orange juice, not frozen, of a brixvalue not exceeding 20	72 242	251 136	90 016	313 705
2009190000	Other orange juice	981	42 229	1 392	108 664
2009210000	Grapefruit (including pomelo) juice,of a brix value not exceeding 2	15 500	29 921	13 630	26 529
2009290000	Other grapefruit juice	0	27 082	0	167 409
2009310000	Juice of any other single citrusfruit, of a brix value not exceeding 2	4 027	5 865	3 191	15 827
2009390000	Other juice of any other single citrusfruit	29 114	45 654	210 976	251 545
2009410000	Pineapple juice, of a brix value notexceeding 20	13 166	17 732	13 892	20 087
2009490000	Other pineapple juice	0	20 292	0	27 476
2009500000	Tomato juice	43 933	112 316	30 972	80 596
2009610000	Grape juice (including grape must),of a brix value not exceeding 20	180 189	266 015	228 226	374 602
2009690000	Other grape juice	11 664	81 829	29 753	276 884
2009710000	Apple juice, of a brix value notexceeding 20	33 674	64 425	41 991	79 880
2009790000	Other apple juice	91 886	228 551	151 100	347 551
2009819000	Cranberry juice not for infant use	26 298	41 035	130 815	240 867
2009891000	Blackcurrant juice	8 000	14 570	45 813	72 078
2009899100	Oth juice of any oth single fruit /vegetables for infant use	826	826	3 219	3 219
2009899900	Oth juice of any oth single fruit /vegetables not for infant use	107 314	153 409	148 201	290 635
2009901000	Mixtures of juices for instant use	636	636	2 482	2 482
2009909000	Mixtures of juices not for instant use	54 961	173 901	60 369	197 988
2101111000	Instant coffee	1 178 477	3 756 457	7 518 567	25 146 656
2101119000	Extracts, essences and concentratesoth than coffee	24 826	129 836	154 280	610 166
2101129000	Prep w/ basis extrct,esenc/ conctrts/ w/basis coffee,oth thn mxtr i	348 373	1 078 534	2 305 687	7 345 651
2101201000	Tea preprtn consisting of a mixtureof tea, milk powder and sugar	14 840	40 739	58 885	195 690
2101209000	Oth extract,essence,concentrate, of teaor mate & prep. milk powc	141 585	620 539	980 667	4 371 861
2101300000	Roasted chicory&oth.roasted coffee substitute,extract,essence&cr	0	318	0	3 121
2102100000	Active yeasts	424 190	1 039 546	1 113 397	2 775 384
2102200000	Inactive yeasts; oth single-cell microorganisms, dead	552 737	1 922 059	585 035	2 471 822
2102300000	Prepared baking powders	466 396	1 984 078	1 711 670	5 274 943
2103100000	Soya sauce	855 278	2 738 740	852 942	2 668 848
2103200000	Tomato ketchup and other tomato sauces	53 202	221 316	82 650	363 460
2103300000	Mustard flour & meal & prepared mustard	9 427	33 483	34 907	146 971

I.3. IM POR M ENURUT KOM ODITI / IM PORT BY HS COM M ODITY

\*\*\* APRIL/ APRIL 2014 \*\*\*

H S	Uraian Komoditi Commodity Description	Berat Bersih / Net Weight (Kg)		Nilai / Value C.I.F (US\$)	
		Bulan ini Current Month	Kumulatif Cum. Jan. to date	Bulan ini Current Month	Kumulatif Cum. Jan. to date
2103901000	Chilli sauce	852	2 003	6 585	11 140
2103903000	Fish sauce	46 436	295 244	46 110	275 474
2103904000	Oth mixed condiments and mixedseasonings, including belachan	6 134	42 192	8 578	103 496
2103909000	Oth sauces and preparations therefor;mustard flour & meal & pre	1 192 026	4 468 760	3 601 945	13 120 178
2104101900	Soups and broths & preparationtherefor cont meat not for infant t	24 975	25 599	75 144	81 768
2104109900	Soups and broths & preparationtherfor not cont meat notfor infan	101 651	184 496	210 912	599 781
2104201100	Homogenised composite food preparation,containing meat for infa	0	1	0	70
2104209900	Homogenised composite food preparation,not containing meat not	0	10 866	0	37 901
2105000000	Ice cream and other edible ice, whetheror not containing cocoa	208 117	1 942 181	664 687	4 742 425
2106100000	Protein concentrates and texturedprotein substances	1 499 772	4 252 832	2 802 526	8 646 858
2106901000	Dried bean curd and bean curd sticks	12 819	31 263	26 119	69 858
2106902000	Flavoured or colored syrups	208 654	467 472	618 512	1 261 247
2106903000	Non-dairy creamer	6 138 917	18 024 949	13 005 914	37 006 051
2106904100	Autolysed yeast preparations in powderform	152 392	463 256	1 415 065	4 045 805
2106904900	Autolysed yeast preparations not in powder form	72 085	298 902	238 441	904 508
2106905100	Non-alcoholic prep of raw material forthe manufact of composite	33 625	142 326	225 396	936 059
2106905200	Non-alcoholic composite concentrts forsimple dilution w/ water tc	350 007	1 089 706	3 593 957	12 068 801
2106905300	Ginseng based products	0	1 667	0	103 876
2106905900	Other non-alcoholic preparations use formaking / manufacturing t	1 279 678	2 918 117	5 022 476	14 851 156
2106907000	Food supplements	813 994	2 531 751	11 422 460	37 381 957
2106908000	Fortificant premixes	47 300	186 002	333 724	1 176 007
2106909100	Oth mixtures of chemicals/ oth substancesof a kind used for food p	161 411	408 186	215 087	591 271
2106909200	Ginseng based preparations	1 435	23 267	20 645	202 257
2106909400	Other food preparations for infant use	24 000	118 054	183 042	1 248 042
2106909600	Other medical foods	9 945	54 736	120 595	696 129
2106909800	Other flavouring preparations	161 253	648 160	1 045 181	4 261 735
2106909900	Other food preparations not elsewherespecified or included	1 359 812	3 882 723	10 046 375	27 526 388
2201100010	Mineral waters	79 247	934 261	24 572	622 709
2201100020	Aerated waters	0	4 207	0	6 002
2202101000	Sparkling mineral waters and aeratedwaters, flavoured	19 962	254 697	10 719	182 709
2202109000	Other waters, containing added sugar/ oth sweetening or flavoure	4 614 594	15 535 339	2 805 400	9 217 854
2202901000	Flavoured uht milk drinks	53 232	496 009	78 171	684 587
2202902000	Soya milk drinks	804 962	2 640 633	563 419	1 751 538
2202903000	Oth non-aerated beverage ready forimmediate consumption with	1 966 876	5 512 010	2 443 304	7 358 529
2202909000	Oth non-alcoholic beverages, excludingfruit or vegetable juices	5 347 595	13 979 196	3 061 322	7 862 194
2203009000	Other beer made from malt,including ale	151	41 094	1 253	94 940
2204211100	Wine, in containers <= 2 l, alcoholicstrength by volume <= 15%	22 976	23 571	65 857	68 404
2204212100	Grape must,in container <=2 l,alcoholicstrength by volume <= 15%	0	13 615	0	107 569
2206002000	Sake (rice wine)	5 600	10 100	18 020	33 320
2207100000	Undenatured ethylalcohol of alcoholic	14 302	39 345	116 446	217 322
2207201100	Ethyl alcohol of an alcoholic strength	3 904	9 849	6 949	16 146
2207201900	Oth denatured ethyl alcohol, including	88	88	696	696
2207209000	Other ethyl alcohol and other spirits	0	1	0	2
2208205000	Brandy	47	4 670	494	23 773
2208209000	Other spirits obtained by distilling	117	254	951	3 036
2208300000	Whiskies	1 732	17 911	16 576	232 498
2208400000	Rum & oth spirit obtained by	486	7 398	3 878	37 172
2208500000	Gin & geneva	85	3 067	759	15 117
2208600000	Vodka	215	5 906	2 062	39 518
2209000000	Vinegar and substitutes for vinegarobtained from acetic acid	64 166	259 137	85 827	373 170
2301100000	Flours, meals & pellets, of meat / meatoffal; greaves	4 366 135	16 795 864	3 222 188	11 952 068
2301201000	Flours,meal& pellet,of fish w/ a proteincontent weight <60%/ crust	1 198 000	4 296 610	1 021 388	3 906 989
2301202000	Flours,meal& pellet,of fish w/ a proteincontent weight >=60%/ cru:	877 925	6 402 557	1 306 438	8 595 886
2301209000	Oth flours,meals& pellets unfit for humanconsumpsion	2 525 490	10 735 207	2 893 204	11 075 340
2302100000	Bran, sharps and other residues of maize(corn)	79 839	328 961	70 572	281 154
2302300000	Bran, sharps and other residues of wheat	386 860	905 716	171 176	387 157
2302500000	Bran, sharps and other residues ofleguminous plants	298 650	1 166 550	85 169	377 234
2303101000	Residues of starch manufacture of manioc(cassava) or sago	10 500	21 000	23 100	47 250
2303109000	Other residues of starch and similarresidues	32 371 656	86 977 098	26 956 230	70 250 435
2303300000	Brewing or distilling dregs and waste	24 222 133	66 173 021	7 959 781	21 718 975
2304001000	Defalted soya been flour, fit for humanconsumpsion	546 000	2 103 727	426 792	1 458 316
2304009000	Oil-cake& other solid residues, fromextraction of soyabean oil	306 358 095	904 018 240	186 786 930	526 708 156
2306411000	Oil-cake and other solid residues of lowerucic acid rape seeds	606 490	2 552 960	165 826	715 236
2306412000	Oil-cake and other solid residues of lowerucic acid colza seeds	0	98 620	0	39 941
2306491000	Oil-cake and other solid residues of othrape seeds	15 928 445	41 896 524	4 300 902	11 431 921
2306492000	Oil-cake and other solid residues of othcolza seeds	107 530	489 380	29 101	131 679

I.3. IM POR M ENURUT KOM ODITI / IM PORT BY HS COM M ODITY

\*\*\* APRIL/ APRIL 2014 \*\*\*

H S	Uraian Komoditi Commodity Description	Berat Bersih / Net Weight (Kg)		Nilai / Value C.I.F (US\$)	
		Bulan ini Current Month	Kumulatif Cum. Jan. to date	Bulan ini Current Month	Kumulatif Cum. Jan. to date
2306500000	Oil-cake and other solid residues of coconut/ copra	139 500	444 500	9 530	29 820
2306901000	Oil-cake and other solid residues of maize (corn) germ	1 786 313	3 583 229	1 506 931	2 983 112
2306909000	Other oil-cake and other solid residues	2 868 870	5 826 780	483 776	1 097 813
2308000000	Vegetable materials and waste, residues of a kind used in animal fe	53 650	151 962	73 487	149 842
2309101000	Dog or cat food, put up for retail sale, containing meat	2 947 731	7 239 318	3 166 602	8 011 617
2309109000	Dog or cat food, put up for retail sale, not containing meat	945 433	2 720 474	1 261 578	3 897 542
2309901100	Complete feed of a kind suitable for poultry	306 900	722 885	182 993	467 514
2309901200	Complete feed of a kind suitable for swine	3 374 912	12 501 085	1 646 671	5 593 393
2309901300	Complete feed of a kind suitable for prawns	120 395	672 185	238 351	974 866
2309901400	Complete feed of a kind suitable for primates	0	42 922	0	44 988
2309901900	Other complete feed	244 028	571 537	307 004	685 005
2309902000	Premixes, feed supplements and feed additives for animal	3 494 296	12 736 001	9 659 694	39 222 238
2309903000	Other preparations of a kind used in animal feeding, containing me	25 225 836	87 619 618	15 816 317	53 230 496
2309909000	Other preparations of a kind used in animal feeding, not containing	11 896 952	48 224 206	9 023 271	35 195 944
2401101000	Virginia tobacco, not stemmed/ stripped, flue-cured	2 826 984	7 112 121	13 729 764	36 833 540
2401104000	Burley tobacco, not stemmed/ stripped	415 800	1 270 939	1 887 732	5 165 754
2401105000	Oth tobacco, not stemmed/ stripped, flue-cured	169 634	774 579	882 313	3 920 434
2401109000	Oth tobacco, not stemmed/ stripped, not flue-cured	1 898 575	8 348 100	10 511 723	44 304 242
2401201000	Virginia tobacco, partly or wholly stemmed/ stripped, flue-cured	2 146 971	6 899 640	12 222 662	40 380 083
2401202000	Virginia tobacco, partly or wholly stemmed/ stripped, not flue-curec	4 060	203 571	27 147	1 577 172
2401203000	Oriental tobacco, partly or wholly stemmed/ stripped	507 971	2 150 084	4 169 727	17 856 357
2401204000	Burley tobacco, partly or wholly stemmed/ stripped	483 496	1 224 535	3 515 806	7 797 082
2401205000	Oth tobacco, partly or wholly stemmed/ stripped, flue-cured	5 859	32 030	703 491	4 049 329
2401209000	Oth tobacco, partly or wholly stemmed/ stripped, not flue-cured	124 326	2 822 282	757 359	19 155 235
2401301000	Tobacco stems	904 364	2 462 988	1 303 934	3 424 160
2401309000	Other tobacco refuse	375 225	935 320	543 956	1 083 671
2402100000	Cigars, cheroots and cigarillos, containing tobacco	9 422	17 756	148 814	257 144
2402202000	Clove cigarettes	627	627	32 743	32 743
2402209000	Other cigarettes containing tobacco	44 532	173 931	848 231	3 446 027
2402902000	Cigarettes of tobacco substitutes	2 053	5 796	96 571	226 384
2403191900	Not ang hoon, packed for retail sale	94	94	4 128	4 128
2403192000	Oth manufactured tobacco for the manufacture of cigarette	863 600	3 879 674	5 328 615	24 040 959
2403199000	Other smoking tobacco, whether or not containing tobacco substit	35 362	125 877	360 834	1 258 463
2403919000	Homogenised or reconstituted tobacco, packed not for retail sale	285 991	1 434 946	957 190	4 285 761
2403991000	Tobacco extracts and essences	0	751	0	5 319
2403999000	Oth manufactures tobacco & manufactured tobacco substitutes	232 474	515 086	1 665 883	4 808 152
2501001000	Table salt	62	286	224	1 280
2501002000	Rock salt	0	3 136	0	17 243
2501009010	Oth salt cont. at least 94.7% sodium chloride calculated on a dry ba	238 697 004	858 717 776	11 525 559	39 894 009
2501009090	Other salt and sea water	25 130	250 309	3 987	33 126
2502000000	Unroasted iron pyrites	22 000	72 000	10 670	29 420
2503000000	Sulphur of all kinds, oth than sublimed, precipitated and colloidal s	44 171 952	96 477 202	11 014 637	20 030 701
2504100000	Natural graphite, in powder or in flakes	831 350	5 054 545	365 610	1 779 743
2504900000	Natural graphite, not in powder nor in flakes	7 508	225 420	92 202	341 093
2505100000	Silica sands and quartz sands	13 019 313	23 664 774	817 128	2 825 475
2505900000	Other natural sands, whether/ not colored other than metal-bearing	11 388 869	11 904 514	703 765	1 169 104
2506100000	Quartz	681 797	2 210 899	129 035	395 815
2506200000	Quartzite	233 626	1 194 226	55 913	267 860
2507000000	Kaolin and other kaolinic clays, whether or not calcined	10 651 703	39 341 903	3 530 984	12 280 674
2508100000	Bentonite	36 178 706	145 153 396	4 125 721	14 403 355
2508300000	Fire-clay	1 330 190	4 116 909	523 402	1 683 440
2508401000	Fuller's earth	1 959 441	4 604 452	522 637	1 166 216
2508409000	Other clays	6 202 945	21 549 146	2 099 831	7 865 401
2508500000	Andalusite, kyanite and sillimanite	88 407	561 665	66 609	308 215
2508600000	Mullite	175 000	317 405	58 420	131 696
2508700000	Chamotte or dinas earths	489 886	1 116 599	219 702	448 143
2509000000	Chalk	60 795	176 648	73 243	267 177
2510101000	Apatite, unground	56 591	330 046	86 474	441 262
2510109000	Oth natural calcium phosphates, natural aluminium calcium phosph	88 790 133	384 706 494	11 700 845	52 373 203
2510209000	Oth natural calcium phosphates, natural aluminium calcium phosph	59 000	159 000	130 371	350 468
2511100000	Natural barium sulphate (barytes)	27 869 229	37 254 320	4 553 206	7 486 061
2512000000	Siliceous fossil meals and similar siliceous earths	458 679	1 406 869	252 814	927 170
2513100000	Pumice stone	52 142	65 753	33 391	85 992
2513200000	Emery, natural corundum, natural garnet and other natural abrasiv	247 171	9 697 388	172 067	3 639 901
2514000000	Slate, whether or not roughly trimmed or merely cut	157 405	889 138	76 765	357 194
2515110000	Marble and travertine, crude or roughly trimmed	502 980	2 257 957	93 646	377 306

I.3. IM POR M ENURUT KOM ODITI / IM PORT BY HS COM M ODITY

\*\*\* APRIL/ APRIL 2014 \*\*\*

H S	Uraian Komoditi Commodity Description	Berat Bersih / Net Weight (Kg)		Nilai / Value C.I.F (US\$)	
		Bulan ini Current Month	Kumulatif Cum. Jan. to date	Bulan ini Current Month	Kumulatif Cum. Jan. to date
2515121000	Marble and travertine, merely cut into blocks	2 718 587	10 629 511	845 071	3 267 906
2515122000	Marble and travertine, merely cut into slabs	3 989 608	11 385 497	1 720 636	5 029 058
2515200000	Ecaussine & other calcareous monumental or building stone; alaba	0	40 740	0	2 444
2516110000	Granite, crude or roughly trimmed	0	1 538	0	4 100
2516121000	Granite, merely cut into blocks	1 276 419	3 482 749	288 694	923 757
2516122000	Granite, merely cut into slabs	1 302 364	4 457 698	435 419	1 657 927
2516201000	Sandstone, crude or roughly trimmed	0	60 000	0	19 710
2516202000	Sandstone, merely cut into blocks or slabs	4 180	53 308	7 257	44 949
2516900000	Other monumental or building stone	25 000	149 261	6 735	37 274
2517100000	Pebbles, gravel, broken/ crushed stonewhether or not heat treat	9 761 974	53 881 872	265 123	1 009 233
2517200000	Macadam of slag, dross or similar industrial waste	0	16	0	647
2517300000	Tarred macadam	0	420	0	813
2517410000	Granules, chippings and powder of marble	192 000	1 106 371	26 706	184 237
2517490000	Granules, chippings & powder of stoneswhether or not heat treat	709 714	1 067 628	257 094	379 212
2518100000	Dolomite, not calcined or sintered	375 683	1 038 683	43 375	109 540
2518200000	Dolomite, calcined or sintered	2 257 520	4 972 426	293 555	829 191
2518300000	Dolomite, ramming mix	192 000	312 000	41 472	65 826
2519100000	Natural magnesium carbonate (magnesite)	807 443	1 363 752	280 376	461 424
2519901000	Fused magnesia; dead-burned magnesia	788 282	4 529 602	249 423	1 149 784
2519902000	Oth magnesium oxide, whether or not pure	4 420 625	14 799 608	1 901 718	6 105 015
2520100000	Gypsum, anhydrite	176 889 583	672 995 510	6 034 873	22 628 463
2520201000	Plasters, of a kind use suitable for use in dentistry	10 000	60 288	2 900	25 397
2520209000	Other plasters	2 558 977	6 572 732	513 658	1 374 003
2521000000	Limestone flux; limestone and other calcareous stone of lime or ce	47 418 612	106 710 765	959 232	2 599 460
2522100000	Quicklime	3 668 713	12 131 496	449 959	1 413 170
2522200000	Staked lime	2 250 785	9 211 027	456 089	1 495 367
2522300000	Hydraulic lime	38	120 038	162	28 543
2523101000	Cement clinkers, for white cement	0	38 502 166	0	2 037 175
2523109000	Other cement clinkers	282 839 850	781 043 850	14 762 804	40 382 023
2523291000	Portland cement, coloured cement	42 976 000	178 001 200	2 707 944	11 892 133
2523299000	Other portland cements	2 000 000	45 720 000	108 691	2 397 319
2523300000	Aluminous cement	0	369 451	0	342 078
2523900000	Other hydraulic cements	118 232 021	412 741 787	8 693 289	31 543 807
2524900000	Other asbestos	8 968 250	34 630 375	5 428 423	21 808 172
2525100000	Crude mica and mica rifted into sheets or splittings	0	150	0	1 626
2525200000	Mica powder	359 427	1 175 214	379 327	1 484 166
2526201000	Talc powder, crushed or powdered	5 913 648	27 031 202	1 855 507	8 125 295
2526209000	Oth natural steative, crushed/ powdered	154 604	565 647	64 037	288 215
2528000000	Natural borates and concentrates; natural boric acid containing < 8%	288 066	672 250	172 366	427 103
2529100000	Feldspar	44 797 121	124 739 381	2 962 129	9 530 506
2529210000	Fluorspar, containing by weight 97% or less of calcium fluoride	1 406 525	2 872 558	371 950	721 023
2529220000	Fluorspar, containing by weight more than 97% of calcium fluoride	25 000	329 055	14 823	198 584
2529300000	Leucite; nepheline & nepheline syenite	28 516	681 052	9 231	216 885
2530100000	Vermiculite, perlite and chlorites, unexpanded	312 000	1 488 153	155 753	476 700
2530201000	Kieserite	12 186 502	79 997 441	2 140 432	14 174 832
2530202000	Epsomite	0	4	0	537
2530901000	Zirconium silicates of a kind used as opacifiers	234 800	916 488	231 308	1 123 779
2530909000	Other mineral substances not elsewhere specified or included	3 225 812	11 420 640	784 415	2 457 647
2601110000	Iron ores and concentrates, other than roasted iron pyrites : non ag	374 044 872	888 781 055	44 650 053	107 552 306
2601120000	Iron ores and concentrates, other than roasted iron pyrites : agglor	22 346 000	36 209 000	4 081 085	6 775 086
2601200000	Roasted iron pyrites	288 000	1 601 000	118 391	490 751
2602000000	Manganese ores & concentrates, including ferruginous manganese,	8 933 541	17 786 458	1 187 267	2 087 766
2603000000	Copper ores and concentrates	36	10 149 617	1 671	19 995 498
2606000000	Aluminium ores and concentrates	60 000	180 000	39 845	124 795
2607000000	Lead ores and concentrates	0	19 851	0	40 898
2608000000	Zinc ores and concentrates	705	1 381	9 907	24 406
2609000000	Tin ores and concentrates	7 272	691 085	69 972	1 539 299
2610000000	Chromium ores and concentrates	444 000	2 059 940	171 900	807 465
2611000000	Tungsten ores and concentrates	1 205	2 395	89 518	182 227
2614001000	Titanium ores and concentrates, ilmenite ores and concentrates	0	26 000	0	26 000
2614009000	Titanium ores and concentrates, other than ilmenite ores & concer	666 339	2 001 113	675 030	2 125 112
2615100000	Zirconium ores and concentrates	530 999	2 487 185	680 229	3 549 696
2615900000	Niobium, tantalum or vanadium ores and concentrates	54 300	106 114	109 957	251 059
2616900000	Precious metal ores other than silver ores and concentrates	6	232	81	3 357
2617100000	Antimony ores and concentrates	11 320	22 014	59 701	139 182
2617900000	Other ores and concentrates.	48 000	146 130	24 916	74 496

I.3. IM POR M ENURUT KOM ODITI / IM PORT BY HS COM M ODITY

\*\*\* APRIL/ APRIL 2014 \*\*\*

H S	Uraian Komoditi Commodity Description	Berat Bersih / Net Weight (Kg)		Nilai / Value C.I.F (US\$)	
		Bulan ini Current Month	Kumulatif Cum. Jan. to date	Bulan ini Current Month	Kumulatif Cum. Jan. to date
2618000000	Granulated slag (slag sand)from themanufacture of iron or steel	0	19	0	424
2620400000	Slag,ash & residues containing mainlyaluminium	0	318	0	1 296
2620999000	Other slag, ash & residues,containingmetals, arsenic, or their com	0	201	0	1 285
2701110000	Anthracite	16 804 001	28 255 817	2 293 403	4 635 417
2701121000	Bituminous coal: coking coal	60 248 000	527 386 000	8 926 694	77 873 195
2701129000	Bituminous coal: not coking coal	38	30 883 871	317	5 111 612
2701190000	Other coal,whether or not pulverisedbut not agglomerated	40 242	55 641 914	25 307	8 799 173
2701200000	Briquettes,ovoids & similar solidfuels manufactured from coal	305 028	829 237	78 275	209 031
2702100000	Lignite, whether or not pulverised,but not agglomerated	0	81 500	0	73 090
2702200000	Agglomerated lignite	0	55 160	0	129 839
2703001000	Peat, whether or not compressed intobales, but not agglomerated	72 006	168 006	14 851	35 472
2704001000	Coke & semi-coke of coal	7 455 187	56 246 393	2 242 586	16 170 135
2704003000	Retort carbon	0	1 404 800	0	459 901
2705000000	Coal gas, water gas, producer gas andsimilar gases oth than petrol	35	4 526	2 745	11 837
2706000000	Tar distilled from coal,from lignite orfrom peat & other mineral tar	7 007 496	17 376 310	4 155 500	10 249 254
2707200000	Toluol (toluene)	116	3 301	2 100	23 734
2707300000	Xylol (xylenes)	225	29 465	6 464	66 320
2707400000	Napthalene	238 171	801 106	325 020	1 121 421
2707500000	Oth aromatic hydrocarbon mix.of >= 65%by vol ,distils at 250.c, A\$	1 191 200	5 707 202	1 661 315	7 606 118
2707910000	Creosote oils	0	16 403	0	34 619
2707991000	Carbon black feedstock	5 020	5 024	13 574	13 692
2707999000	Other products of the distilled of hightemperature coal tar	2 128 218	9 962 862	2 499 766	10 001 499
2708100000	Pitch	4 009 626	7 913 352	2 662 020	5 373 289
2709001000	Crude petroleum oil	1 285 063 019	5 276 276 875	1 067 727 178	4 455 265 882
2709009000	Other petroleum oil, crude	0	43 528	0	55 860
2710121100	Motor spirit, of RON 97 and above,leaded	0	889 592	0	9 889
2710121400	Motor spirit, of RON 90 and above, butbelow RON 97, unleaded	19 501 610	273 098 523	21 521 073	298 453 736
2710121600	Other motor spirit, unleaded	1 285 129 476	4 544 647 565	1 347 047 341	4 802 425 772
2710122000	Aviation spirit, not of a kind used asjet fuel	111 660	1 123 828	266 334	2 380 398
2710124000	White spirit	1 216 529	4 085 456	1 367 483	4 672 463
2710125000	Low aromatic solvents containing byweight <= 1 % aromatic conte	3 654 097	11 542 443	5 718 517	17 403 371
2710126000	Other solvent spirits	2 345	3 131	19 832	20 161
2710127000	Naphtha, reformate and oth preparationsof a kind used for bledin	75 257 742	356 897 930	71 873 577	346 567 105
2710128000	Other Alfa olefins	0	16 025	0	32 999
2710129000	Other petroleum oil, light oil & otherthan crude	2 240 051	5 556 727	3 120 214	7 676 893
2710192000	Topped crudes	736 090	4 566 383	1 077 325	7 018 504
2710193000	Carbon black feedstock	25 365 036	49 339 875	14 141 605	27 559 842
2710194100	Lubricating oil basestock	17 170 452	69 096 873	19 439 620	80 259 892
2710194200	Lubricating oils for aircraft engines	266 789	1 604 434	518 440	3 086 267
2710194300	Other lubricating oils	12 797 643	41 093 190	26 361 401	87 666 690
2710194400	Lubricating greases	1 514 897	4 007 839	4 536 731	12 076 582
2710195000	Hydraulic brake fluid	1 544	24 059	4 632	56 965
2710196000	Transformer and circuit breakers oils	2 576 982	7 740 156	3 929 319	11 416 234
2710197100	Automotive diesel fuel	601 276 617	2 496 511 042	543 324 778	2 254 526 175
2710197200	Other diesel fuel	157 715 674	697 059 534	144 819 176	637 756 784
2710197900	Other fuel oils	40 512 676	121 137 161	25 892 600	77 498 721
2710198100	Aviation turbine fuel (jet fuel) havinga flash point of 23-c or more	0	4 242	0	1 080
2710198200	Aviation turbine fuel (jet fuel) havinga flash point of less than 23-c	56 949 367	199 973 709	59 930 937	220 729 177
2710198910	Normal paraffin	8 731 790	39 604 706	10 885 070	49 616 321
2710198990	Other medium oils and preparations	79 660	4 009 193	218 385	1 454 435
2710199000	Other of diesel fuel, fuel oils	5 733 343	15 208 356	8 943 941	23 871 684
2710200000	Petroleum oils and obtained frombituminous minerals(oth then cr	1 085	1 085	4 750	4 750
2710990000	Other waste oils	0	13 601	0	21 374
2711120000	Liquid propane	155 581 374	551 057 391	132 043 806	533 698 785
2711130000	Liquid butanes	161 172 082	590 107 879	139 559 182	580 779 631
2711141000	Liquid ethylene	13 056	152 008	23 325	318 520
2711149000	Liquid propylene, butylene & butadiene	5 305	19 740	20 721	43 434
2711190000	Other liquid petroleum gas	0	5 010 226	0	5 526 429
2711219000	Natural gas in gaseous state not kindused as a motor fuel	8	15	96	193
2711290000	Oth natural gas in gaseous state	0	6 956	0	63 960
2712100000	Petroleum jelly	464 487	1 207 834	1 003 008	2 659 736
2712200000	Paraffin wax containing by weight < 0.75% of oil	1 018 460	3 606 342	1 295 549	4 730 603
2712901000	Other paraffin wax containing by weight>= 0.75% of oil	902 516	3 778 932	1 297 617	5 603 403
2712909000	Microcrystalline petroleum wax, slackwax, ozokerite, lignite wax, r	272 642	915 185	1 039 142	3 208 525
2713110000	Petroleum coke, not calcined	0	317 090	0	118 088
2713120000	Petroleum coke, calcined	262 191	21 005 159	267 631	10 107 959

I.3. IM POR M ENURUT KOM ODITI / IM PORT BY HS COM M ODITY

\*\*\* APRIL/ APRIL 2014 \*\*\*

H S	Uraian Komoditi Commodity Description	Berat Bersih / Net Weight (Kg)		Nilai / Value C.I.F (US\$)	
		Bulan ini Current Month	Kumulatif Cum. Jan. to date	Bulan ini Current Month	Kumulatif Cum. Jan. to date
2713200000	Petroleum bitumen	55 597 042	190 439 626	33 147 598	117 412 517
2714100000	Bituminous or oil shale and tar sands	15	19 039	138	8 792
2714900000	Asphalites and asphaltic rocks	3 567 706	10 780 723	2 287 398	6 108 428
2715000000	Bituminous mix. based on natural asphalt on natural bitumen, on p	253 315	691 573	433 897	1 234 344
2716000000	Electrical energy	2	2 526	24 131	93 319
2801100000	Chlorine	88 520	887 354	51 756	457 287
2801200000	Iodine	14 571	14 912	243 590	268 622
2801300000	Fluorine; bromine	5 462	14 461	179 457	520 689
2802000000	Sulphur, sublimed or precipitated, colloidal sulphur	1 158 338	25 448 136	787 877	5 676 837
2803002000	Acetylene black	513 063	1 717 743	1 313 128	4 417 068
2803004010	Rubber grade of other carbon black	12 440 912	52 711 733	13 454 982	57 079 644
2803004090	Other rubber grade of other carbon black	590 896	1 219 505	724 312	1 635 391
2803009000	Other acetylene black of other carbon	3 600 232	14 677 151	4 888 080	19 802 720
2804100000	Hydrogen	173 710	605 856	56 786	214 361
2804210000	Argon	721 686	2 890 965	659 820	2 726 101
2804290000	Other rare gases	220 212	650 574	329 300	1 333 969
2804300000	Nitrogen	1 013 690	3 210 216	250 549	778 056
2804400000	Oxygen	918 749	2 360 399	174 877	629 637
2804500000	Boron; tellurium	60	16 205	7 954	14 659
2804610000	Silicon, containing by weight >= 99.99%	13 186	54 348	1 436 156	6 442 597
2804690000	Silicon, containing by weight < 99.99%	1 436 135	4 232 381	3 116 213	9 274 897
2804700000	Phosphorus	31 774	72 570	420 117	855 353
2804800000	Arsenic	0	34 000	0	51 884
2804900000	Selenium	9 091	18 517	178 414	450 767
2805110000	Sodium	121 014	516 715	211 961	775 408
2805120000	Calcium	71 254	97 664	233 667	327 076
2805190000	Other alkali or alkaline-earth metals	174 965	545 021	1 271 604	4 703 919
2805300000	Rare-earth metals, scandium & yttrium whether or not intermixed	1 370	3 236	6 755	22 967
2805400000	Mercury	144	364	14 370	52 700
2806100000	Hydrogen chloride (hydrochloric acid)	509 546	4 059 694	103 908	840 214
2806200000	Chlorosulphuric acid	6	6	103	103
2807000000	Sulphuric acid; oleum.	75 232 822	204 662 311	2 112 366	5 793 350
2808000000	Nitric acid; sulphonitric acids	1 404 664	5 700 538	563 081	2 318 672
2809100000	Diphosphorus pentoxide	32 010	32 062	26 820	27 849
2809203100	Hypophosphoric acids, food grade	190 589	1 590 625	174 491	1 529 052
2809203900	Phosphoric acids, hypophosphoric acids, except Hypophosphoric acids; i	3 244 965	9 067 807	2 936 492	8 251 876
2809209100	Hypophosphoric acids, not food grade	62 034	177 289	76 405	216 310
2809209900	Phosphoric acids, hypophosphoric acids, except Hypophosphoric acids; i	10 272 772	70 615 918	7 543 856	48 300 392
2810000000	Oxide of boron; boric acids	526 080	1 594 739	488 172	1 452 368
2811110000	Hydrogen fluoride (hydrofluoric acid)	162 869	444 372	176 419	475 981
2811191000	Arsenic acid	3 369	5 296	8 188	20 178
2811199010	Sulphamic acid	514 632	2 186 907	293 595	1 289 665
2811199090	Other inorganic acids, except sulphamic acid, Arsenic acid and hydroc	97	54 835	5 806	230 645
2811210000	Carbon dioxide	434 137	2 305 306	174 047	766 150
2811221000	Silica powder	3 318 151	13 510 970	2 668 682	11 870 641
2811229000	Other Silicon powder	1 434 978	4 738 456	1 380 031	4 971 802
2811292000	Sulphur dioxide	48 800	52 973	51 429	102 143
2811299000	Other inorganic oxygen compounds of nonmetals	146 699	379 817	281 671	795 110
2812100000	Chlorides and chloride oxides	126 049	456 174	230 071	864 632
2812900000	Other halides and halide oxides of nonmetals	2 002	24 417	298 691	980 955
2813100000	Carbon disulphide	1 442 040	4 564 610	1 218 913	3 803 439
2813900000	Other sulphides of non-metal	0	1 727	0	55 401
2814100000	Anhydrous ammonia	16 007 503	28 316 805	8 396 441	14 945 683
2814200000	Ammonia in aqueous solution	7 074	34 565	18 189	102 050
2815110000	Sodium hydroxide (caustic soda), solid	2 206 209	10 395 053	1 160 068	5 149 827
2815120000	Sodium hydroxide (caustic soda), in aqueous solution (lye or liquid s	32 812	123 186	61 135	177 108
2815200000	Potassium hydroxide (caustic potash)	1 942 090	6 262 637	1 997 957	6 306 514
2815300000	Peroxides of sodium or potassium	2 910	12 968	26 465	124 082
2816100000	Hydroxide and peroxide of magnesium	150 825	312 068	202 815	732 237
2816400000	Oxides, hydroxides & peroxides, of strontium or barium	15 138	58 198	90 238	379 925
2817001000	Zinc oxide	1 087 949	3 920 379	2 072 825	7 468 414
2817002000	Zinc peroxide	22 032	37 430	86 910	145 775
2818100000	Artificial corundum, whether or not chemically defined	179 601	1 422 648	189 165	1 178 359
2818200000	Aluminium oxide, other than artificial corundum	45 727 494	165 702 441	16 041 290	57 621 702
2818300000	Aluminium hydroxide	29 932 635	71 621 901	7 902 501	19 724 929
2819100000	Chromium trioxide	68 387	233 105	267 161	960 994



I.3. IM POR M ENURUT KOM ODITI / IM PORT BY HS COM M ODITY

\*\*\* APRIL/ APRIL 2014 \*\*\*

H S	Uraian Komoditi Commodity Description	Berat Bersih / Net Weight (Kg)		Nilai / Value C.I.F (US\$)	
		Bulan ini Current Month	Kumulatif Cum. Jan. to date	Bulan ini Current Month	Kumulatif Cum. Jan. to date
2819900000	Other chromium oxides and hidroxides	34 965	153 541	114 627	802 215
2820100000	Manganese dioxide	2 636 574	7 521 509	4 215 595	11 775 488
2820900000	Other manganese dioxide	322 367	600 980	305 109	606 482
2821100000	Iron oxides and hydroxides	726 041	3 513 044	1 102 593	5 841 230
2821200000	Earth colors containing >=70% by weight of combined iron evaluat	0	13 061	0	4 378
2822000000	Cobalt oxides and hydroxides, commercialcobalt oxides	36 767	76 860	442 616	1 027 791
2823000000	Titanium oxides	680 785	2 427 322	2 326 808	7 760 116
2824100000	Lead monoxide (litharge, massicot)	39 029	66 591	130 612	281 123
2824900000	Red lead and orange lead	197	197	839	839
2825100000	Hydrazine, hydroxylamine, and theirinorganic salt	90 006	271 529	359 683	1 011 486
2825200000	Lithium oxide and hydroxide	475	19 427	8 388	163 928
2825300000	Vanadium oxides and hydroxides	10 000	27 926	158 100	424 127
2825400000	Nickel oxides and hydroxides	22 265	107 309	212 779	1 237 097
2825500000	Copper oxides and hydroxides	62 397	268 935	386 624	1 701 304
2825600000	Germanium oxides and zirconium dioxide	8 655	23 918	169 408	569 422
2825700000	Molybdenum oxides and hydroxides	3 707	11 318	98 524	241 236
2825800000	Antimony oxides	71 925	317 685	608 869	2 611 039
2825900000	Other peroxides	48 169	96 536	207 874	685 776
2826120000	Fluorides of aluminium	3 237	4 737	1 206	14 025
2826190000	Other fluorides	79 600	267 913	154 715	322 401
2826300000	Sodium hexafluoroaluminate(synthetic cryolite)	2	59 302	642	36 824
2826900000	Other complex fluorine salt.	240 233	574 021	630 210	1 329 610
2827100000	Ammonium chloride	359 080	1 956 178	86 846	410 827
2827201000	Calcium chloride, commercial grades	320 806	4 109 965	88 299	1 110 274
2827209000	Calcium chloride, not commercial grades	240 154	1 141 065	95 811	456 655
2827310000	Other chlorides of magnesium	370 419	653 055	320 481	519 234
2827320000	Other chlorides of aluminium	1 625 735	7 764 739	621 706	3 143 112
2827350000	Other chlorides of nickel	27 759	62 584	143 848	357 256
2827391000	Other chlorides of barium or of cobalt	51 633	54 931	59 469	83 062
2827392000	Other chlorides of iron	41 903	93 427	41 119	121 061
2827399000	Other chlorides	411 324	1 117 583	468 881	1 252 633
2827410000	Chloride oxides & chloride hydroxides,of copper	17 335	35 381	132 991	287 160
2827490000	Other chloride oxides & chloridehydroxides	378 199	1 384 482	426 144	1 211 674
2827510000	Bromides of sodium or of potassium	88 762	260 019	249 032	692 143
2827590000	Other bromides of sodium or of potassium	23 604	248 719	50 042	394 147
2827600000	Iodides and iodide oxides	82	27 635	1 701	406 386
2828100000	Commercial calcium hypochlorite & othercalcium hypochlorites	248 877	647 602	274 428	662 045
2828901000	Sodium hypochlorite	20 304	63 614	7 926	26 437
2828909000	Other hypochlorite	208 985	594 763	207 751	602 017
2829110000	Chlorates of sodium	770 000	3 577 068	600 819	2 700 329
2829190000	Other chlorates	337 128	1 003 800	481 021	1 323 591
2829901000	Sodium perchlorite	25 032	25 186	29 959	33 651
2829909000	Other perchlorites; bromates andperbromates: iodates and perio	6 475	30 064	187 015	654 946
2830100000	Sodium sulphides	403 500	2 455 752	241 600	1 376 985
2830901000	Cadmium sulphide or zinc sulphide	18 000	101 951	13 410	91 564
2830909000	Polysulphides, whether or not chemically defined	43 718	54 787	47 100	178 032
2831100000	Dithionites and sulphoxylates of sodium	708 365	2 786 471	1 016 546	4 173 918
2831900000	Other dithionites and sulphoxylates	15 911	114 356	57 434	236 851
2832100000	Sodium sulphites	1 497 961	6 465 135	657 586	2 863 827
2832200000	Other sulphites	63 233	193 200	40 381	117 574
2832300000	Thiosulphates	52 255	185 579	23 792	110 312
2833110000	Disodium sulphate	21 352 088	82 302 262	2 643 266	10 082 132
2833190000	Other sodium sulphates	134 808	293 819	79 752	318 370
2833210000	Magnesium sulphate	7 032 416	25 914 541	1 048 214	3 926 914
2833221000	Aluminium sulphate :commercial grade	20 000	20 000	29 600	29 600
2833229000	Aluminium sulphate: not commercial grade	580	58 050	6 268	48 589
2833240000	Nickel sulphate	75 106	254 206	405 813	1 319 817
2833250000	Copper sulphate	1 571 281	5 522 505	3 368 129	11 711 239
2833270000	Barium sulphate	179 062	696 407	144 240	656 928
2833292000	Tribasic lead sulphate	94 782	251 056	173 398	501 726
2833293000	Other sulfat of chromium	841 500	1 971 180	471 581	1 049 892
2833299000	Other sulfat	777 980	3 124 314	495 783	1 654 799
2833300000	Alums	29 050	50 941	16 799	29 771
2833400000	Peroxosulphates (persulphates)	176 026	661 657	230 059	869 083
2834100000	Nitrites	291 682	830 597	169 165	432 350
2834210000	Potassium nitrates	154 580	573 416	146 905	520 963

I.3. IM POR M ENURUT KOM ODITI / IM PORT BY HS COM M ODITY

\*\*\* APRIL/ APRIL 2014 \*\*\*

H S	Uraian Komoditi Commodity Description	Berat Bersih / Net Weight (Kg)		Nilai / Value C.I.F (US\$)	
		Bulan ini Current Month	Kumulatif Cum. Jan. to date	Bulan ini Current Month	Kumulatif Cum. Jan. to date
2834291000	Nitrates of bismuth	86	8 079	2 984	25 568
2834299000	Other nitrates	375 330	1 047 806	467 013	1 256 677
2835100000	Phosphinates (hypophosphites)and phosphonates (phosphites)	75 651	309 545	333 087	1 279 169
2835220000	Phosphates of mono- or disodium	182 374	386 417	108 164	401 457
2835240000	Phosphates of potassium	628 588	1 700 087	1 229 460	3 196 213
2835251000	Calcium hydrogenothphosphate ("dicalciumphosphate"); feed gra	5 708 300	18 995 316	2 435 523	8 328 328
2835259000	Calcium hydrogenothphosphate ("dicalciumphosphate"); unfeed g	71 320	431 561	149 983	784 370
2835260000	Other phosphates of calcium	2 434 880	7 248 749	1 404 992	4 431 209
2835291000	Other phosphates of trinitrium	59 031	463 734	35 602	202 470
2835299000	Other phosphates	163 681	388 422	334 890	739 880
2835311000	Sodium triphosphate(sodium tripolyphosphate); food grade	46 240	791 134	68 810	1 007 107
2835319000	Sodium triphosphate(sodium tripolyphosphate); unfood grade	113 170	1 412 108	154 760	1 542 290
2835391000	Tetranatrium pirofosfat	130 061	371 544	245 822	720 654
2835399000	Other polyphosphates	566 930	2 052 266	1 112 110	3 889 218
2836200000	Disodium carbonate	128 432 568	315 175 421	30 191 615	74 117 370
2836300000	Sodium hydrogencarbonate(sodium bicar bonate)	9 664 838	31 458 364	2 756 130	8 618 382
2836400000	Potassium carbonates	742 172	3 360 816	768 341	3 589 831
2836500010	Calcium carbonate; food orpharmaceutical grade	444 843	2 043 966	300 858	1 359 257
2836500090	Calcium carbonate; not food orpharmaceutical grade	6 021 321	20 993 304	2 093 828	8 169 661
2836600000	Barium carbonate	522 080	1 342 714	532 441	1 345 057
2836910000	Lithium carbonates	13 148	33 170	34 951	149 929
2836920000	Strontium carbonate	66 864	447 064	59 090	374 750
2836991000	Commercial ammonium carbonate	378 078	1 670 925	144 377	517 517
2836992000	Lead carbonates	0	43	0	742
2836999000	Other calcium carbonate	710 925	2 218 588	874 792	2 931 258
2837110000	Cyanides and cyanide oxides, of sodium	728 630	2 734 190	2 346 035	7 882 672
2837190000	Other cyanides and cyanide oxides	145	15 483	2 033	148 250
2837200000	Complex cyanides	0	7	0	11 678
2839110000	Sodium metasilicates	630 149	1 796 803	243 793	769 763
2839191000	Sodium silicates	3 886 967	20 864 663	1 122 194	5 857 595
2839199000	Other silicates of sodium; commerialalkali metal silicates	1 513 770	9 437 096	678 003	3 743 406
2839900000	Other silicates; commerial alkali metalsilicates	1 269 492	3 103 827	1 452 313	3 420 193
2840110000	Anhydrous; disodium tetraborate(refined borax)	60 000	60 668	53 700	60 556
2840190000	Other disodium tetraborate(refined borax)	4 711 025	23 664 345	2 617 761	13 166 203
2840200000	Other borates	72 000	252 177	165 120	549 081
2840300000	Peroxo borates (perborates)	19 002	19 571	15 904	29 739
2841300000	Sodium dichromate	62 050	169 016	100 819	250 853
2841500000	Other chromates and dichromates,peroxochromates	1 003	14 659	14 959	79 833
2841610000	Potassium permanganate	0	147 760	0	375 904
2841690000	Other manganit, manganat	277	6 350	1 098	33 390
2841700000	Molybdates	10 028	27 063	73 847	250 387
2841800000	Tungstates (wolframates)	231	10 539	2 133	65 770
2841900000	Oth salts of oxometallic orperoxometallic acids	274 684	343 787	221 231	628 102
2842100000	Double/complex silicates,includ aluminosilicates w. or not chemica	1 962 846	8 255 826	1 097 009	4 595 398
2842901000	Sodium arsenite	2 014	3 219	74 647	124 590
2842902000	Copper and/or chromium salts	441	1 192	1 933	6 510
2842903000	Oth fulminates, cyanates andthiocyanates	8	649	172	3 249
2842909000	Oth salts of inorganic acids/ peroxoacidincl aluminosilicates , oth t	158 465	472 817	463 033	1 320 730
2843100000	Colloidal precious metals	3 743	13 453	330 793	1 043 265
2843210000	Silver nitrate	17	2 099	1 155	72 658
2843290000	Other silver compounds	840	3 004	192 408	849 973
2843300000	Gold compounds	42	1 080	235 908	915 436
2843900000	Other amalgams and other compoundcolloidal precious metals	271	2 591	50 942	221 109
2844209000	Ceramics products & mixtures containinguranium enriched in u23:	18	62	20	99
2844401100	Radium and its salts	48	160	12 699	44 111
2844401900	Other radioactive elements & isotopes & compounds, radioactive r	1 000	5 370	196 757	538 389
2844409000	Ceramic products & mixtures containingisotop or compound,radio	979	5 489	462 552	2 740 759
2845100000	Heavy water (deuterium oxide)	0	236	0	1 520
2845900000	Other isotops other than thoseheading 28.44	4	2 557	731	8 316
2846100000	Cerium compounds	5 613	20 908	87 118	252 309
2846900000	Other compounds, inorganic or organic of rare-earth metal	31 364	56 035	220 525	372 743
2847001000	Liquid hydrogen peroxide,whether or notsolidified with urea	1 712 832	5 942 622	687 484	2 534 643
2847009000	Other hydrogen peroxide, whether or notsolidified with urea othe	46 498	180 618	43 887	158 253
2848000000	Phosphides, whether or not chemicallydefined excluding ferropho	5 000	25 000	18 000	98 000
2849100000	Carbides, whether or not chemicallydefined of calcium	1 067 084	3 411 332	596 485	2 003 292
2849200000	Carbides, whether or not chemicallydefined of silicon	169 795	530 725	190 011	778 311

I.3. IMPOR MENURUT KOMODITI / IMPORT BY HS COMMODITY

\*\*\* APRIL/ APRIL 2014 \*\*\*

H S	Uraian Komoditi Commodity Description	Berat Bersih / Net Weight (Kg)		Nilai / Value C.I.F (US\$)	
		Bulan ini Current Month	Kumulatif Cum. Jan. to date	Bulan ini Current Month	Kumulatif Cum. Jan. to date
2849900000	Carbides, whether or not chemically defined of other material	335 310	580 236	263 176	814 904
2850000000	Hydrides, nitrides, azides, silicides and borides, oth then compound	398	41 702	11 607	102 440
2852101000	Mercury sulphate whether chemically defined	133	264	7 099	18 431
2852109000	Inorganic or organic compounds of mercury chemically defined	58	223	10 130	33 814
2852901000	Mercury tannates, not chemically defined	0	30	0	352
2852909000	Inorganic or organic compounds of mercury not chemically defined	770	5 410	4 325	36 040
2853000000	Other inorganic compounds (incl distil/ conductivity water of simi	18 561	49 031	22 882	44 813
2901100000	Saturated acyclic hydrocarbons.	913 958	3 216 140	1 373 381	4 791 794
2901210000	Ethylene	41 137 738	188 720 973	58 816 788	272 698 547
2901220000	Propene (propylene)	34 910 566	104 180 448	48 179 233	146 057 117
2901230000	Butene (butylene) and isomers thereof	3 436 806	12 239 854	4 869 617	18 228 096
2901240000	Buta-1, 3-diene and isoprene	0	4 444 053	0	6 508 831
2901291000	Acetylene	655	43 944	873	27 308
2901299010	Linier alpha olefin	1 529 943	1 530 008	2 162 134	2 188 787
2901299090	Other acyclic hydrocarbons	1 304	67 965	17 451	235 883
2902110000	Cyclohexane	25 859	63 564	49 073	128 579
2902190000	Other cyclanes	226 270	912 819	487 172	2 084 881
2902200000	Benzene	16 359 646	48 359 243	20 875 191	64 259 236
2902300000	Toluene	13 917 702	39 874 772	15 742 894	47 233 741
2902410000	O-xylene	1 659	8 028 289	10 211	11 365 843
2902430000	P-xylene	73 767 708	314 847 191	89 690 153	416 790 647
2902440000	Mixed xylene isomers	6 961 623	17 479 712	8 018 470	20 907 216
2902500000	Styrene	473 171	1 740 988	787 856	3 020 908
2902600000	Ethylbenzene	1	158	57	1 123
2902700000	Cumene	748 988	748 988	1 321 784	1 321 784
2902901000	Dodecylbenzene	0	171 462	0	375 466
2902902000	Alkylbenzenes	8 196	83 285	26 520	264 589
2902909000	Other cyclic hydrocarbons.	1 063 941	4 568 390	2 005 976	4 892 300
2903111000	Methyl chloride	119 341	284 998	130 072	353 909
2903120000	Dichloromethane (methylene chloride)	1 435 265	4 487 150	844 904	2 616 616
2903130000	Chloroform (trichloromethane)	5 044	13 190	20 950	82 995
2903150000	Ethylene dichloride (ISO) 1,2-dichloroethane	133	927	2 370	13 521
2903191000	1,2-dichloroethane (ethylene dichloride) and dichlorobutates	0	949	0	5 317
2903199000	Other Saturated chlorinated derivatives of acyclic hydrocarbons	29 028	92 123	38 046	172 115
2903210000	Vinyl chloride (chloroethylene)	5 700 079	33 250 041	5 784 325	31 753 445
2903220000	Trichloroethylene	208 980	525 396	216 912	544 394
2903230000	Tetrachloroethylene (perchloroethylene)	186 210	500 258	215 804	653 719
2903290000	Other unsaturated chlorinated derivatives of acyclic hydrocarbons	53 240	208 080	199 409	773 401
2903391000	Methyl bromide	0	94 634	0	532 375
2903399000	Oth fluorinated, brominated/iodinated derivative of acyclic hydroc	63 727	396 319	172 949	1 135 502
2903710000	Chlorodifluoromethane	151 485	551 588	328 402	1 097 588
2903720000	Diclorotrifluoroethanes	9 988	53 855	69 916	317 260
2903730000	Diclorodifluoroethanes	60 000	238 832	123 400	483 642
2903740000	Chlorodifluoroethanes	41 691	86 420	146 044	286 332
2903750000	Dicloropentafluoropropanes	2 218	25 069	70 310	328 227
2903770000	Other, perhalogenated only with fluorine and chlorine	5 378	36 386	13 770	40 902
2903780000	Other perhalogenated derivatives	23 830	23 830	21 519	21 519
2903890000	Other halogenated derivatives of cyclanic cyclenic/ cycloterpenic h	0	3 000	0	10 030
2903910000	Chlorobenzene, o-dichlorobenzene and p-dichlorobenzene	559 503	1 557 589	924 080	2 579 649
2903990000	Oth halogenated derivatives of aromatic hydrocarbons	72 005	209 090	103 115	410 910
2904100000	Derivatives containing only sulphogroups their salts and ethyl este	588 135	1 842 565	1 144 810	3 557 741
2904209000	Oth derivatives containing only nitro or only nitroso groups	16 016	16 107	24 595	28 479
2904900000	Oth sulphonated, nitrated or nitrosated derivatives of hydrocarbor	104 542	293 447	188 083	677 290
2905110000	Methanol (methyl alcohol)	34 259 323	300 295 495	16 304 195	85 222 511
2905120000	Propan-1-ol (propyl alcohol) & propan-2-ol (isopropyl alcohol)	1 023 972	6 936 065	1 473 273	9 329 960
2905130000	Butan-1-ol (n-butyl alcohol)	1 983 498	11 893 252	2 561 721	15 375 699
2905140000	Other butanols	406 666	2 347 690	509 232	2 943 932
2905160000	Octanol (octyl alcohol) and isomers thereof	3 157 137	13 004 293	4 795 078	19 563 099
2905170000	Dodecan-1-ol (lauryl alcohol), hexadecan-1-ol, and octadecan-1-ol	72 947	260 902	191 085	629 975
2905190000	Other saturated monohydric alcohols	589 319	1 934 392	1 049 425	3 373 330
2905220000	Acyclic terpene alcohols	186 597	606 867	1 407 166	4 496 518
2905290000	Other unsaturated monohydric alcohols	4 740	42 069	58 611	450 488
2905310000	Ethylene glycol (ethanediol)	45 622 989	157 175 479	48 316 242	172 707 063
2905320000	Propylene glycol (propane-1, 2- diol)	3 657 903	12 780 324	6 299 590	21 742 934
2905390000	Other diols	202 316	1 396 386	647 894	3 760 951
2905410000	2-ethyl-2-(hydroxymethyl) propane-1,3-(trimethylolpropane)	61 558	123 875	135 664	279 762

I.3. IMPOR MENURUT KOMODITI / IMPORT BY HS COMMODITY

\*\*\* APRIL/ APRIL 2014 \*\*\*

HS	Uraian Komoditi Commodity Description	Berat Bersih / Net Weight (Kg)		Nilai / Value C.I.F (US\$)	
		Bulan ini Current Month	Kumulatif Cum. Jan. to date	Bulan ini Current Month	Kumulatif Cum. Jan. to date
2905420000	Pentaerythritol	382 609	1 757 766	709 070	2 943 518
2905430000	Mannitol	30 855	105 878	134 691	475 499
2905440000	D-glucitol (sorbitol)	387 573	1 100 162	218 309	797 523
2905450000	Glycerol	210 765	798 784	317 940	1 152 300
2905490000	Other polyhydric alcohols	87 772	314 352	255 605	1 146 357
2905590000	Other halogenated, sulphonated, nitrated derivatives of acyclic alcohols	23 422	103 886	138 190	502 290
2906110000	Menthol	152 727	454 145	3 506 610	11 252 050
2906120000	Cyclohexanol, methylcyclohexanols and dimethylcyclohexanols	0	1 847	0	13 720
2906130000	Sterols and inositols	34 051	104 430	575 141	1 736 892
2906190000	Other cyclanic, cyclenic/ cycloterpenic	24 239	162 534	645 680	3 000 708
2906210000	Benzyl alcohol	53 328	201 191	132 569	545 888
2906290000	Other aromatic	56 894	235 981	428 346	1 684 494
2907110000	Phenol (hydroxybenzene) and its salts	2 048 472	6 306 692	3 135 193	9 713 491
2907120000	Cresols and their salts	74 391	348 385	236 953	995 804
2907130000	Octylphenol, nonylphenol and their isomers, salts thereof	185 332	1 024 827	416 078	2 083 507
2907150000	Naphthols and their salts	15 998	64 422	81 516	179 036
2907190000	Other monophenols	175 937	326 288	531 409	1 158 764
2907210000	Resorcinol and its salts	38 331	144 960	204 337	783 297
2907220000	Hydroquinone (quinol) and its salts	83 196	189 802	668 171	1 608 169
2907230000	4,4-isopropylidenediphenol (bisphenol a, diphenylolpropane) and	34 720	175 625	99 276	359 314
2907291000	Phenol-alcohols	355	10 765	1 420	71 065
2907299000	Other polyphenols; phenol-alcohols	52 197	184 874	332 588	881 710
2908110000	Pentachlorophenol (ISO)	0	41	0	919
2908190000	Other derivatives containing only halogen substituents and their salts	77 701	94 338	581 413	697 591
2908910000	Dinoseb (ISO) and its salts	840	79 769	4 788	318 377
2908920000	4,6-dinitro-o-cresol (DNOC (ISO) and its salts	4 800	13 148	21 804	73 318
2908990000	Other halogenated, sulphonated, nitrated or nitrosated deriv. of phenols	6 396	28 304	67 722	349 878
2909110000	Diethyl ether	994	2 509	2 923	13 635
2909190000	Other acyclic ethers and their halogenated, sulphonated, nitrated or	23 467	116 703	74 289	323 346
2909200000	Cyclanic, cyclenic or cycloterpenic ethers & their halogenated, sulphonated,	4 245	17 572	71 115	194 780
2909300000	Aromatic ethers & their halogenated, sulphonated, or nitrosated derivatives	72 646	264 090	554 640	2 402 586
2909410000	2,2-oxydiethanol (diethylene glycol, digol)	589 460	762 029	713 929	929 110
2909430000	Monobutyl ethers of ethylene glycol or of diethylene glycol	1 216 092	6 766 211	1 846 342	10 259 069
2909440000	Other monoalkylethers of ethylene glycol or of diethylene glycol	700 515	1 849 032	1 441 934	3 532 902
2909490000	Other ether-alcohols, their halogenated, sulphonated, nitrated derivatives	638 960	2 196 556	1 757 081	6 894 974
2909500000	Ether-phenols, ether-alcohol-phenols & their halogenated, nitrated or	22 029	104 023	206 169	909 802
2909600000	Alcohol peroxides, ether peroxides, ketone peroxides & their halogenated	177 664	555 179	639 212	1 901 513
2910100000	Oxirane (ethylene oxide)	20 300	20 300	105 757	105 757
2910200000	Methyloxirane (propylene oxide)	3 074 539	11 745 825	5 509 574	20 542 208
2910300000	1-chloro-2,3-epoxypropane (epichlorohydrin)	95 697	312 705	282 668	806 228
2910900000	Other epoxides, epoxyalcohols, epoxy phenols & their halogenated	67	1 428	7 849	73 441
2911000000	Acetals & hemiacetals, whether or not with other oxygen function	2 441	41 787	64 635	276 167
2912119000	Other methanal (formaldehyde)	56	411	4 863	29 518
2912120000	Ethanal (acetaldehyde)	862	5 086	49 348	218 453
2912191000	Butanal	59 176	168 704	457 710	1 087 812
2912199000	Other acyclic aldehydes without other oxygen function	211 840	642 017	479 487	1 467 907
2912210000	Benzaldehyde	2 941	9 713	11 659	35 509
2912290000	Other cyclic aldehydes without other oxygen function	81 440	394 326	634 773	3 111 781
2912410000	Vanillin (4-hydroxy-3-methoxybenzaldehyde)	71 593	159 134	851 464	2 020 085
2912420000	Ethylvanillin (3-ethoxy-4-hydroxybenzaldehyde)	21 933	78 733	400 273	1 344 522
2912490010	Aldehyde-alcohols	13 688	30 125	46 197	265 863
2912490090	Other aldehyde-ethers, aldehyde-phenols & aldehydes with other oxygen	5 987	18 481	63 161	210 349
2912500000	Cyclic polymers of aldehydes	2 779	11 439	25 143	96 316
2912600000	Paraformaldehyde	1 209 950	3 475 707	1 247 213	3 570 406
2913000000	Halogenated, sulphonated, nitrated or nitrosated deriv. of products	6	7	233	345
2914110000	Acetone	1 337 382	5 198 333	1 670 565	6 489 638
2914120000	Butanone (methyl ethyl ketone)	4 530 437	10 570 996	6 388 266	14 875 715
2914130000	4-methylpentan-2-one (methyl isobutyl ketone)	661 820	1 344 606	1 208 777	2 449 219
2914190000	Other acyclic ketones without other oxygen function	3 735	29 928	20 765	163 934
2914220000	Cyclohexanone and methylcyclohexanones	447 951	1 115 633	946 622	2 364 016
2914230000	Ionones and methylionones	14 676	58 205	154 149	655 041
2914291000	Camphor	36 430	148 171	234 863	845 041
2914299000	Other cyclanic, cyclenic or cycloterpenic ketones without other oxygen	152 278	416 924	1 544 794	5 248 608
2914390000	Other aromatic ketones without other oxygen function	53 367	184 426	211 188	747 865
2914400000	Ketone-alcohols and ketone-aldehydes	48 643	180 174	123 040	783 256
2914500000	Ketone-phenols & ketones without other oxygen function	28 511	130 932	414 832	1 733 543

I.3. IM POR M ENURUT KOM ODITI / IM PORT BY HS COM M ODITY

\*\*\* APRIL/ APRIL 2014 \*\*\*

H S	Uraian Komoditi Commodity Description	Berat Bersih / Net Weight (Kg)		Nilai / Value C.I.F (US\$)	
		Bulan ini Current Month	Kumulatif Cum.Jan. to date	Bulan ini Current Month	Kumulatif Cum.Jan. to date
2914610000	Anthraquinone	0	10 311	0	95 561
2914690000	Other quinones	294	698	84 599	241 330
2914700000	Halogenated, sulphonated, nitrated ornitosated derivatives	1 408	18 619	34 144	267 091
2915110000	Formic acid	238 513	810 506	252 244	791 117
2915120000	Salts of formic acid	400 050	1 005 522	155 551	552 824
2915130000	Esters of formic acid	30 392	95 089	68 790	289 776
2915210000	Acetic acid	7 369 154	34 472 545	4 116 241	19 481 666
2915240000	Acetic anhydride	1 230	45 750	3 634	79 100
2915291000	Sodium acetate; cobalt acetates	134 641	515 884	129 277	478 746
2915299000	Other acetic acid and its salts	160 435	768 364	579 189	3 119 193
2915310000	Ethyl acetate	2 751 514	10 645 939	2 883 668	10 985 325
2915320000	Vinyl acetate	3 662 404	14 378 808	4 335 312	15 008 699
2915330000	n-butyl acetate	2 259	1 075 083	20 288	1 378 349
2915360000	Dinoseb (iso) acetate	0	600	0	3 270
2915391000	Isobutyl acetate	29 200	149 030	102 242	461 875
2915399000	Other esters of acetic acid	1 804 585	5 261 575	3 440 165	10 603 837
2915400000	Mono-, di- or trichloroacetic acids,their salts and esters	374 090	1 424 048	379 228	1 370 864
2915500000	Propionic acids, its salts and esters	511 267	1 478 447	1 114 115	3 395 166
2915600000	Butanoic acids, pentanoic acids, theirsalts and esters	472 823	1 551 243	1 108 135	3 616 411
2915701000	Palmitic acid, its salts and esters	182 916	830 294	380 095	1 478 240
2915702000	Stearic acid	160 553	452 814	279 790	841 331
2915703000	Salts and esters of stearic acid	488 808	1 867 405	1 104 335	3 800 728
2915901000	Acetyl chloride	5 192	52 096	63 069	249 545
2915902000	Lauric acid, myristic acid, their saltsand esters	1 008 796	3 170 193	1 559 532	4 719 238
2915909000	Oth saturated acyclic monocarboxylicacid and their anhydrides, ha	381 612	1 082 121	1 444 878	4 132 908
2916110000	Acrylic acid and its salts	668 168	2 363 133	1 300 211	4 776 840
2916120000	Esters of acrylic acid	2 195 642	8 996 220	4 141 697	16 959 769
2916130000	Methacrylic acid and its salts	88 988	463 493	232 502	1 213 840
2916141000	Methyl methacrylate	4 745 819	17 409 623	9 648 524	35 247 295
2916149000	Other esters of methacrylic acid	289 674	1 072 037	874 685	3 321 377
2916150000	Oleic,linoleic or linolenic acids,theirsalts and esters	39 710	276 543	83 871	668 157
2916190000	Oth unsaturated acyclic monocarboxylicacids, their anhydrides,hal	148 333	830 588	639 781	4 880 882
2916200000	Cyclanic/ cycloterpenic, monocarbo acids, their anhyd,halid,peroxy	120 354	367 716	2 917 745	12 367 863
2916310000	Benzoic acid, its salts and esters	608 136	2 288 909	1 208 599	4 394 580
2916320000	Benzoyl peroxide and benzoyl chloride	94 317	328 033	181 453	679 644
2916340000	Phenylacetic acid and its salt	0	495	0	6 585
2916391000	2,4-dichlorophenyl acetic acid & itssalts and esters	96 672	632 142	299 387	1 951 040
2916392000	Esters of phenylacetic acid	7 757	12 604	69 673	125 252
2916399000	Oth aromatic monocarboxylic acids,theiranhyd,halide&peroxi,per	32 715	169 623	362 461	1 505 081
2917110000	Oxalic acid, its salts and esters	50 411	337 300	57 607	359 779
2917121000	Diocetyl adipata, ita salts and esters	177 219	1 017 392	314 407	1 881 965
2917129000	Oth adipic acid, its salts and esters,oth than dioctyl adipata	78 739	231 171	177 566	527 748
2917130000	Azelaic acid, sebacic acid, their saltsand esters	48 236	132 462	183 626	585 205
2917140000	Maleic anhydride	356 107	1 214 056	620 958	2 147 303
2917190000	Other acyclic polycarboxylic acids,their anhyd,halid,peroxid&perox	108 015	459 477	413 723	1 495 451
2917200000	Cyclanic, cyclenic or cycloterpenic polycarboxylic acids, their anhy	184 065	654 686	398 330	1 450 808
2917320000	Diocetyl orthophthalates	463 637	1 288 549	722 184	1 936 162
2917330000	Dinonyl or didecyl orthophthalates	170 424	467 914	404 409	1 051 586
2917341000	Dybutyl orthophthalatas	80 003	240 054	159 478	479 407
2917349000	Other esters of orthophthalic acid	185 348	684 582	426 521	1 466 603
2917350000	Phthalic anhydride	4 907 001	15 455 995	6 962 576	22 065 201
2917360000	Terephthalic acid and its salts	66 779	647 512	66 710	671 506
2917370000	Dimethyl terephthalate	50 027	150 028	67 034	206 052
2917391000	Triocetyltrimellitate	185 805	713 925	466 363	1 617 031
2917392000	Oth phthalic compoud of kind used asplasticisers& ester of phthalic	9 076	67 200	20 614	107 369
2917399000	Oth aromatic polycarboxylic acids, their anhydrides, halides & per	981 962	3 266 857	1 631 014	5 307 235
2918110000	Lactic acid, its salts and esters	220 815	1 036 168	496 013	2 287 726
2918120000	Tartaric acid	13 641	163 888	52 089	465 407
2918130000	Salts and esters of tartaric acid	90 381	228 574	189 419	460 961
2918140000	Citric acid	4 280 193	16 153 172	3 555 851	13 852 013
2918151000	Calcium citrata	122 102	550 753	172 360	819 823
2918159000	Other salts and esters of citric acid	679 234	2 971 014	1 045 784	3 735 563
2918160000	Gluconic acid, its salts and esters	595 431	2 071 312	578 076	1 990 428
2918190000	Oth carboxylic acids w/ alcohol func butw/ o oth oxygen func, their	40 399	265 316	178 395	947 914
2918210000	Salicylic acid and its salts	30 708	131 005	90 271	406 678
2918220000	O-acetylsalicylic acid,its salts andesters	9 150	99 654	49 794	387 582

I.3. IM POR M ENURUT KOM ODITI / IM PORT BY HS COM M ODITY

\*\*\* APRIL/ APRIL 2014 \*\*\*

H S	Uraian Komoditi Commodity Description	Berat Bersih / Net Weight (Kg)		Nilai / Value C.I.F (US\$)	
		Bulan ini Current Month	Kumulatif Cum. Jan. to date	Bulan ini Current Month	Kumulatif Cum. Jan. to date
2918230000	Oth ester of salicylic acid and theirsalts	380 480	834 192	1 248 034	2 936 987
2918291000	Alkyl sulphonic ester of phenol	11 599	43 425	44 123	179 106
2918299000	Oth carboxylic acids w/ phenol func butw/o oxygen func,their anhy	94 614	222 306	772 508	1 763 190
2918300000	Carboxylic acids w/ aldehyde/ketone func but w/o oxygen func & i	74 585	311 356	697 084	3 267 716
2918910000	2,4,5-t(ISO) (2,4,5-trichlorophenoxyacetic acid), its salt & esters	20 000	59 171	46 800	170 770
2918990000	Oth carboxylic acid w/ oxygen func&halid,anhyd,peroxid,peroxyac	181 238	535 998	1 204 510	3 776 184
2919100000	Tris(2,3-dibromopropyl) phosphate	0	36 322	0	170 019
2919900000	Oth phosphoric ester & their salts inclactophosphates,their haloge	107 048	283 117	252 348	798 455
2920110000	Parathion (ISO) & parathion-methyl (ISO) (metylparathion)	11 090	41 511	176 820	467 178
2920190000	Oth thlophosphoric esters and theirsalts,their halogeneted,nitrate	113 891	285 697	230 772	595 368
2920901000	Dimethyl sulphate (dms)	183	123 926	1 983	151 339
2920909000	Oth esters of oth inorganic acids of nonmetal&their salts,than dim	60 355	149 365	188 506	390 490
2921110000	Methylamine, di- or trimethylamine andtheir salts	221 322	694 646	373 536	1 348 373
2921190000	Oth acyclic monoamines &their derivative,salts thereof	1 018 654	3 984 469	2 736 202	9 917 080
2921210000	Ethylenediamine and its salts	304 784	1 301 321	776 124	2 751 363
2921220000	Hexamethylenediamine and its salts	50 117	92 461	188 530	454 677
2921290000	Oth acyclic polyamines &their derivative; salt thereof	520 027	1 588 247	1 445 605	4 724 978
2921300000	Cyclanic, cyclenic / cycloterpenic mono/polyamines&their derivativ	970 212	3 361 519	2 013 943	6 732 142
2921410000	Aniline and its salts	168 800	249 761	548 779	717 122
2921420000	Aniline derivatives and their salts	211 352	639 625	768 126	2 124 026
2921430000	Toluidines & their derivatives; saltsthereof	1	5 784	64	54 974
2921440000	Diphenylamine & its derivatives; saltsthereof	36 851	58 518	152 200	263 878
2921450000	1-naphthylamine (_-naphthylamine),2-naphthylamine (?-naphthyl	117 825	356 245	724 408	2 115 913
2921490000	Oth aromatic monoamines & their derivate; salts thereof	17 984	23 229	839 194	906 587
2921510000	O-,m-,p-phenylenediam, diaminotoluenes& their derivatives; salts	464 118	1 439 416	1 471 794	4 760 549
2921590000	Oth aromatic polyamines & their derivate; salts thereof	328 941	1 446 556	1 179 513	5 501 890
2922110000	Monoethanolamina and its salts	112 269	388 587	177 870	601 127
2922120000	Diethanolamine and its salts	316 471	1 285 694	467 067	1 904 864
2922130000	Triethanolamine and its salts	344 877	1 148 674	621 426	2 022 373
2922191000	Ethambutol & its salts, esters&oth derivesuitable for produc of ant	17 403	20 268	159 055	283 799
2922192000	D-2-amino-n-butyl-alcohol	39 897	218 432	102 278	535 714
2922199000	Oth amino-alcohols,cont one kind of oxygfunc, their atthers&ester;	26 245	846 597	1 627 771	8 339 880
2922210000	Amino hydroxynaphthalene sulphonic acids and their salts	261 661	989 434	2 125 980	6 761 132
2922290000	Oth amino naphthols&oth amino phenol cont one kind of oxygen fu	42 703	154 003	495 686	1 549 015
2922390000	Oth amino aldehydes, amino ketones&aminoquinones cont one ki	664	10 291	38 188	92 807
2922410000	Lysine and its esters; salts thereof	1 278 419	4 420 983	1 841 983	5 874 112
2922421000	Glutamic acid	4 558	10 824	44 398	111 111
2922422000	Monosodium glutamate (MSG)	3 612 325	10 158 608	3 881 831	11 018 873
2922429000	Oth salt of glutamic acid	5 399	14 714	45 272	126 181
2922491000	Mephenamic acid and its salts	196 232	364 688	1 039 445	2 966 597
2922499000	Oth amino acids, cont one kind of oxygenfunc & their esters; salt t	577 671	1 724 500	1 528 644	8 830 427
2922501000	P-aminosalicylic acid & its salts,esterand other derivatives	320 205	1 464 181	570 269	2 657 804
2922509000	Oth amino-alcohol/ amino-acid-phenols&othamino compound w/	131 565	487 455	563 175	3 110 357
2923100000	Choline and its salts	1 039 423	3 373 542	1 114 194	3 945 712
2923201000	Lecithins, whether or not chemicallydefined	1 237 106	4 492 417	1 623 213	5 600 071
2923209000	Phosphoaminolipids, whether or notchemically defined	52 189	125 884	87 368	218 291
2923900000	Oth quaternary ammonium salts andhydroxides whether/ not che	900 172	1 858 518	1 513 372	3 275 871
2924120010	Monocrotophos (ISO)	0	2 873	0	37 711
2924120090	Fluoroacetamide (ISO) & phosphamidon(ISO)	32	74	631	911
2924190000	Oth acyclic amides (incl acyclic carbamates) & their derivatives; sal	361 266	1 274 335	650 837	2 783 925
2924211000	4-ethoxyphenylurea (dulcin)	165	890	1 414	6 741
2924212000	Diuron and monouron	70 400	124 400	320 380	558 370
2924219000	Oth ureines & their derivatives; saltsthereof	8 364	54 660	51 938	457 273
2924291000	Aspartame	116 436	654 438	1 564 690	9 465 269
2924292000	Butylphenylmethyl carbamate, methylisopropyl phenyl carbamate	163 891	359 745	614 754	1 358 694
2924299010	Asetaminophen(paracetamol);salicylamide; ethoxybenzamide	592 082	2 351 007	2 316 195	9 027 427
2924299090	Oth cyclic amides(incl cyclic carbamate) and their derivatives; salts	126 350	544 956	1 040 697	5 202 437
2925110000	Saccharin and its salts	105 000	191 114	774 400	1 378 149
2925190000	Oth imides & their derivatives; saltsthereof	15 914	76 293	144 834	526 237
2925290000	Oth imines and their derivatives; andsalts thereof	45 477	121 989	481 118	1 041 107
2926100000	Acrylonitrile	537 508	2 064 864	1 145 916	4 309 800
2926200000	1-cyanoguanidine (dicyandiamide)	70 772	243 740	235 391	1 089 131
2926300000	Fenproporex (INN) & its salts, methadone(INN) intermediate(4-cyr	0	1 723	0	5 760
2926900000	Other nitrile-function compounds	114 825	362 333	2 835 559	9 649 988
2927001000	Azodicarbonamide	254 466	899 150	514 298	2 071 064
2927009000	Oth diazo-, azo- or azoxy-compounds	190 202	578 950	450 945	2 173 131

**I.3. IMPOR M ENURUT KOM ODITI / IM PORT BY HS COM M ODITY**  
**\*\*\* APRIL/ APRIL 2014 \*\*\***

H S	Uraian Komoditi Commodity Description	Berat Bersih / Net Weight (Kg)		Nilai / Value C.I.F (US\$)	
		Bulan ini Current Month	Kumulatif Cum. Jan. to date	Bulan ini Current Month	Kumulatif Cum. Jan. to date
2928001000	Linuron	4 307	16 206	12 050	96 520
2928009000	Oth organic derivatives of hidrazine orof hydroxylamine	98 748	305 380	309 084	1 498 151
2929101000	Diphenylmethena dilsocyanata (MDI)	1 367 438	5 761 919	3 217 429	13 457 069
2929102000	Toluene dilsocyanate	4 665 559	16 060 284	10 030 074	34 030 462
2929109000	Oth isocyanates	644 844	1 654 408	971 614	3 484 638
2929901000	Sodium cyclamate	0	19 000	0	36 765
2929909000	Oth compounds with other nitrogen funct	300	10 300	7 938	86 238
2930200000	Thiocarbamates and dithiocarbamates	338 682	2 061 244	2 004 042	10 829 897
2930300000	Thiuram mono-, di- or tetrasulphides	7 799	52 454	181 203	398 931
2930400000	Methionine	3 013 188	9 719 581	10 405 238	33 240 532
2930500000	Captafol (ISO) & methamidophos (ISO)	0	44	0	4 620
2930901000	Dithocarbonates	23 077	73 846	137 166	405 655
2930909000	Oth organo-sulphur compounds	973 072	3 800 581	4 173 282	15 582 442
2931101000	Tetramethyl lead	29	245	1 408	3 383
2931902000	N-(phosphonomethyl) glycine and saltsthereof	1 749 587	10 270 534	9 342 096	51 157 774
2931903000	Ethephone	61 612	196 747	163 183	1 629 982
2931904100	Organo-arsenic compounds in liquid form	121 928	373 765	302 386	963 972
2931904900	Organo-arsenic compounds not liquid form	279 448	579 319	1 290 417	2 578 397
2931909010	Dimethyltin dicloride (DMTDCL)	166 151	480 611	676 291	2 044 571
2931909090	Oth of oth organo-inorganic compounds	129 895	421 845	640 287	1 593 679
2932110000	Tetrahydrofuran	29 210	131 477	96 508	439 136
2932120000	2-furaldehyde (furfuraldehyde)	5	40 311	67	73 554
2932130000	Furfuryl alcohol and tetrahydrofurfuryl alcohol	43 107	182 411	80 910	357 197
2932190000	Oth comp cont an unfused furan ring(whet/ not hydrogenated) in	20 033	56 838	613 186	2 037 517
2932200010	Coumarin, methylcoumarins andethylcoumarins	23 538	77 755	204 978	745 989
2932200090	Other lactones	121 997	401 640	1 164 042	4 013 059
2932930000	Piperonal	4 000	27 850	114 070	691 143
2932991000	Carbofuran	109 867	631 653	2 225 406	11 698 460
2932999000	Oth compound contain unfused furan ring(whet/ not hydrogenatec	110 250	479 485	1 450 333	6 976 736
2933111000	Dipyrone (analgin)	48 582	126 388	478 539	1 479 988
2933119000	Oth phenazone (antipyrin) and its derive	29 912	72 115	528 052	1 295 383
2933190000	Oth compound contain an unfused pyrazole ring (whet/not hydroc	36 669	114 360	1 610 203	3 413 114
2933210000	Hydantoin and its derivatives	4 037	28 854	52 808	206 917
2933291000	Gimetidine	0	5 726	0	47 382
2933299000	Oth compounds cont an unfused imidazolering (whet/ not hydrohe	27 412	333 249	962 835	4 639 630
2933310000	Pyridine and its salts	96 626	752 265	365 101	3 658 377
2933320000	Piperidine and its salts	10	23	4 442	4 721
2933330000	Alfentanil (INN), anileridine (INN), bezitramide(INN),bromazepam(	11	11	9 449	9 449
2933391000	Chlorpheniramine and isoniazid	49 349	120 653	554 969	1 400 581
2933393000	Paraquat salts	1 598 248	5 613 340	5 279 355	18 792 511
2933399000	Oth compound cont unfused pyridine ring(whet/ not hydrogenatec	203 694	712 239	4 133 583	11 827 850
2933490000	Oth comp cont in struc a quinoline/isoquinoline ring-syst(whet/ no	12 666	47 344	333 317	1 481 617
2933520000	Malonylurea (barbituric acid) and itsalts	341	365	4 443	6 546
2933530000	Allobarbital(INN),amoberital(INN), barbital(INN),butalbital,butob.	34	35	2 567	3 050
2933540000	Other derivative of malonylurea (barbituric acid), salts thereof	264	863	3 285	11 191
2933591000	Diazinon	42 026	183 907	61 513	579 781
2933599000	Oth comp cont pyrimidine ring (whet/ nohydrogenated)/piperazin	107 077	298 882	2 663 376	7 816 816
2933610000	Melamine	1 462 016	8 120 308	1 826 991	10 416 114
2933690000	Oth comp cont unfused triazine ring(whet/ not hydrogenated) in st	1 701 968	4 199 868	2 800 053	7 120 773
2933710000	6-hexanelactam (epsilon-caprolactam)	4 506 500	12 744 385	10 592 497	29 881 229
2933720000	Clobazam (INN) and methyprylon (INN)	23	84	22 500	182 930
2933790000	Oth lactams oth than 6-hexanelactam &clobazam & methyprylon	79 703	157 921	382 396	1 132 695
2933910000	Alprazolam(INN), camazepam,chlordiazepoxide(INN), clonazepam.	196	230	66 587	246 912
2933991000	Mebendazole or parbendazole	8 471	25 188	251 696	566 790
2933999000	Oth heterocyclic compounds with nitrogenhetero-atom(s) only	70 203	271 622	1 206 118	4 123 431
2934100000	Compounds contain unfused thiazole ring(weth/ not hydrogenated	20 196	66 814	403 645	981 277
2934200000	Compound containing in structure a benzothiazole ring-system, nc	132 120	766 175	526 627	2 949 892
2934300000	Compound containing in structure a phenothiazine ring-system,no	12 108	38 166	116 640	497 283
2934991000	Nucleic acid and its salts	34 782	92 446	216 790	763 686
2934992000	Sultones, sultams, diltiazem	5 051	11 729	1 575 121	3 945 311
2934993000	6-amino penicillanic acid	4 171	4 214	24 194	29 110
2934994000	3-azido-3- deoxythymidine	0	4 637	0	30 157
2934995000	Oxadiazon, with a minimum purity of 94%	1	46	1	989
2934999000	Other nucleic acids&their salts,whet/ not chemically define;oth het	534 729	1 282 342	6 713 072	25 569 536
2935000000	Sulphonamides.	326 901	1 084 680	2 776 318	10 311 551
2936210000	Vitamins A & their derivatives	39 492	167 113	999 946	4 141 658

I.3. IM POR M ENURUT KOM ODITI / IM PORT BY HS COM M ODITY

\*\*\* APRIL/ APRIL 2014 \*\*\*

H S	Uraian Komoditi Commodity Description	Berat Bersih / Net Weight (Kg)		Nilai / Value C.I.F (US\$)	
		Bulan ini Current Month	Kumulatif Cum. Jan. to date	Bulan ini Current Month	Kumulatif Cum. Jan. to date
2936220000	Vitamins B1 & its derivatives	61 665	139 436	1 165 454	2 838 104
2936230000	Vitamin B2 & its derivatives	24 835	73 675	718 160	2 250 467
2936240000	D-or dl-pantothenic acid (vit B3 orvit B5) & its derivatives	75 214	342 003	819 585	2 784 726
2936250000	Vitamin B6 & its derivatives	67 597	153 480	1 655 859	3 536 665
2936260000	Vitamin B12 & its derivatives	6 098	23 694	481 405	1 392 238
2936270000	Vitamin C & its derivatives	305 246	1 283 996	1 875 662	7 999 237
2936280000	Vitamin E & its derivatives	119 488	523 518	1 727 773	7 084 690
2936290000	Oth vitamins & their derivatives	150 598	513 304	1 694 818	5 613 286
2936900000	Provitamin, incl natural concentrates,&its derivative for vit, intern	465 386	1 241 108	2 809 146	9 093 762
2937190000	Oth polypeptide/protein/glycoprotein/hormones,its derivative&stu	0	14	0	13 689
2937210000	Cortisone,hydrocortisone, prednisone&prednisolone (dehydrohyd	572	2 223	588 422	1 685 413
2937220000	Halogenated derivatives of corticosteroidal hormones	351	2 314	708 507	2 944 519
2937230000	Oestrogens & progestogens	1 081	2 600	1 485 091	3 389 820
2937290000	Oth steroidal hormone, their derivative&structural analogues	609	1 054	562 445	1 472 372
2937500000	Prostaglandins,thromboxanes&leukotrienes ,their derivatives & st	0	40	0	105 442
2937901000	Hormones of oxygen-function amino-compounds	13 003	99 008	130 870	1 117 650
2937909000	Oth hormone, its derivative & structural analogues	732	3 247	60 870	564 570
2938100000	Rutoside (rutin) & its derivatives	12 118	29 645	87 843	328 304
2938900000	Oth glycoside, natural/ reprod by synth& their salts,ethers,esters	5 180	23 647	325 542	1 443 331
2939111000	Concentrates of poppy straw and saltsthereof	3	895	55 079	475 971
2939190000	Oth alkaloids of opium & their derivates; salts thereof	526	527	75 425	75 661
2939201000	Quinine and it salts	1	1	44	44
2939209000	Oth alkaloid of cinchona and heir derivatives; salts thereof, oth the	0	11	0	160
2939300000	Caffeine & its salts	26 253	181 459	273 545	1 680 191
2939410000	Ephedrine & its salts	3 975	6 127	211 375	350 110
2939420000	Pseudoephedrine (INN) & its salts	2 700	6 127	177 411	413 198
2939490010	Phenylpropanolamine HCl (PPA)	850	2 875	43 075	143 116
2939590000	Oth theophylline & aminophylline & theirderivative;salts thereof, (	16 326	56 741	374 899	1 190 528
2939690000	Oth alkaloids of rye ergot & its derivative; salts thereof	0	8	0	30 034
2939991000	Nicotine sulphate	10	21	1 864	3 101
2939999000	Oth vegetable alkaloids, natural/ reprod by synthesis;their salts,eth	1 027	3 361	470 799	1 778 086
2940000000	Sugars, chemically pure oth than sucrose,lactose, maltose, glucose	108 747	674 699	687 608	3 272 634
2941101100	Amoxicillins & its salts, non-sterile	13 012	24 563	426 808	1 219 309
2941101900	Amoxicillins & its salts, sterile	168 164	459 192	4 745 502	13 145 510
2941102000	Ampicillin & its salts	16 501	93 551	629 800	2 810 437
2941109000	Oth penicillins & their derive w/ penicillanic acid structure; salt the	1 656	14 678	575 897	2 721 866
2941200000	Streptomycins & their derivatives; saltthereof	2 657	5 930	83 453	178 169
2941300000	Tetracyclines & their derivatives; saltthereof	17 318	74 169	329 283	1 656 064
2941400000	Chloramphenicol & its derivatives; saltthereof	15 447	64 578	665 896	2 057 410
2941500000	Erythromycin & its derivatives; saltthereof	10 535	19 868	857 938	2 646 427
2941900000	Oth antibiotics	149 976	475 344	5 498 162	16 402 435
2942000000	Oth organic compounds.	145 094	518 516	1 552 128	5 344 901
3001200000	Extracts of glands or oth organs or offtheir secretions, for organo-tl	250	590	39 048	75 387
3001900000	Gland&oth organ for organo-therapeutic&human/ animal substanc	16	330	99 900	804 453
3002101000	Plasma protein solutions	1 274	27 213	543 392	9 509 601
3002103000	Antisera&modified immunological productwhet/ not modified/ obt	7 707	18 496	1 465 050	4 110 994
3002109000	Oth blood fractions, whet/ not modified/ obtain by biotechnologica	4 668	11 063	732 855	1 972 506
3002202000	Pertusis, measles, meningitis or poliovaccines	0	201	0	96 629
3002209010	Hepatitis vaccine	2 882	6 899	556 518	1 418 454
3002209090	Oth vaccines for human medicine oth than tetanus,partusis,messlk	4 053	23 567	2 240 092	9 541 530
3002300000	Vaccines for veterinary medicine	45 192	247 784	2 524 385	10 478 216
3002900000	Human blood;animal blood for therapeutic,prophylactic/diagnosti	5 307	34 482	489 632	2 061 240
3003101000	Medicaments cont amoxicillin (INN) or itssalts, not for retail sale	0	2 022	0	17 000
3003109000	Oth medcn cont penicillins / derivative'sw/ penicillanic acid stru,no	2 020	7 492	225 708	1 185 883
3003200000	Medicaments containing oth antibiotics	13 000	28 522	52 000	788 850
3003390000	Medicaments cont hormon oth insulin/prodhead 2937 not cont ar	6 531	15 388	51 610	102 783
3003400090	Medicament cont alkaloid/ drv not containhormone/ head 2937/an	171	331	78 737	203 497
3003900000	Oth medicaments cont mix _2 constituentsfor therapeutic/prophy	2 171	20 808	331 824	1 280 538
3004101600	Medicaments cont ampicillin,amoxycillin/their salts, of a kind take	1 080	1 944	27 061	34 224
3004101900	Oth medicaments cont penicillins/theirderivatives, in doses/for rei	6 543	49 106	135 819	1 153 220
3004102900	Medicaments cont streptomycins/derivativ,other than ointment fr	598	3 302	221 519	849 803
3004201000	Medicaments cont gentamycin, lincomycin,sulfamethoxazole/deri	0	10	0	32 500
3004203100	Medicaments cont erythromycin/its derivative for taking orally, fo	0	8 066	0	125 939
3004203200	Medicaments cont erythromycin/its derivative in ointment form, f	704	2 880	105 850	395 490
3004203900	Oth medicaments cont erythromycin/ derive,oth for taking orally/c	260	497	86 446	295 523
3004207100	Medicaments cont tetracycline/chloramphenicols/ derive for taker	0	7 917	0	51 959



I.3. IM POR M ENURUT KOM ODITI / IM PORT BY HS COM M ODITY

\*\*\* APRIL/ APRIL 2014 \*\*\*

H S	Uraian Komoditi Commodity Description	Berat Bersih / Net Weight (Kg)		Nilai / Value C.I.F (US\$)	
		Bulan ini Current Month	Kumulatif Cum. Jan. to date	Bulan ini Current Month	Kumulatif Cum. Jan. to date
3004207900	Medicaments cont tetracycline/ chloramphenicols/ derive oth take	7 722	18 292	161 272	251 962
3004209100	Oth medicaments cont oth antibiotics for taking orally/ ointment f	7 521	10 663	839 778	1 573 700
3004209900	Oth medicaments cont oth antibiotics oth taking orally/ ointment f	70 054	175 808	2 156 006	4 614 326
3004310000	Medicaments contain insulin-but not cont antibiotics, in doses/ for	6 695	24 641	2 629 768	9 440 487
3004329000	Oth med cont corticosteroid hormon,their derivative/ struc analog,	95	1 666	7 216	226 541
3004390000	Oth med cont hormon oth than coricosteroid&insulin,not cont ant	191 194	374 437	2 042 291	6 391 412
3004407000	Medicaments cont atropine sulphate, indoses/ for retail sale	0	267	0	103 871
3004409010	Medicaments cont morphine/ its derivative,for taking orally, in dos	0	42	0	31 460
3004409090	Medi cont oth alkaloids/ derive thereof,not cont hormones/ antibic	18 753	72 830	419 576	2 466 715
3004501000	Oth medicament cont vitamins of a kindsuitable for children in syr	613	10 306	36 360	129 055
3004502100	Oth medicament cont vitamins > 1 of kind taken orally	490	2 308	18 550	42 122
3004502900	Oth medicament cont vitamins>1 oth thanof kind taken orally	8 022	26 444	326 241	958 260
3004509100	Oth medicaments cont vitamins A,B or C	413	1 072	39 871	180 408
3004509900	Oth medicament cont vitamin (oth than A,B,C) or oth products of l	24 904	90 661	783 066	2 222 185
3004901000	Transdermal therapeutic systems patchesfor cancer treatment or l	2 999	6 533	412 717	1 362 492
3004902000	Closed sterile water for inhalation,pharmaceutical grade	0	3 163	0	16 804
3004903000	Antiseptics	52 217	163 488	324 883	927 515
3004904900	Oth anaesthetics oth than cont procainehydrochloride	2 095	7 060	461 973	1 661 349
3004905100	Analgesics,antipyretic&oth med cont paracetamol/ dipyrone,acety	0	773	0	46 763
3004905990	Oth analgesics,antipyretics & oth cough/ cold medicmn, whet/ not	0	17 309	0	1 303 166
3004906100	Antimalarials cont artemisinin, artesunate or chloroquine	0	1 473	0	101 016
3004907100	Anthelmintic containing piperazine or mebendazole (INN)	0	3 000	0	11 100
3004908100	Oth med for cancer,HIV/ AIDS/ oth intractable disease cont deferox	223	3 575	51 499	629 426
3004908200	Anti HIV/ AIDSmedicaments	425	545	110 508	142 508
3004908900	Oth medicaments for other intractablediseases oth than HIV/ AIDS	5 518	14 822	2 885 670	16 322 014
3004909100	Oth medicam cont sodium chloride/ glucose, for infusion	754 354	2 261 210	793 168	2 855 402
3004909200	Oth medicam cont sorbitol/ salbutamol for infusion	512	10 321	243 130	841 014
3004909400	Oth medicam cont cimetidine/ ranitidine,oth than for injection/ infu	547	5 334	400 344	1 417 225
3004909800	Other medicament for herbal medicaments, for retail sale	68 084	337 727	251 934	1 422 007
3004909900	Other medicaments oth than herbal medicaments, for retail sale	1 133 028	2 744 657	29 601 959	90 846 531
3005101000	Adhesive dressing&oth articles w/ adhesive layer ,impregnate/ coat	0	3	0	417
3005109000	Adhesive dressing&oth articles w/ adhesive layer than impreg/coa	5 395	17 840	71 088	214 997
3005901000	Bandages,impregnated/ coated w/ pharmacysubst,for retail for me	27 404	130 930	326 816	1 672 054
3005902000	Gauze, impregnated/ coated w/ pharmacysubst,for retail for medic	16 105	62 928	429 845	1 280 967
3005909000	Wadding&similar articles,impregnated/ coate w/ pharmacy subst,fc	7 798	26 729	251 655	812 540
3006101000	Sterile absorbable surgical/ dental yarn; sterile surgical/ dental adhe	1 664	11 060	380 049	1 873 183
3006109000	Sterile surgical catgut,sterile adhesive tissue for surgicl wound clos	3 572	13 616	773 222	2 990 744
3006200000	Blood-grouping reagents	797	2 548	202 483	587 189
3006302000	Reagents of microbial origin of kindsuitable for veterinary biologic	1 020	3 695	321 147	901 937
3006303000	Oth microbial diagnostic reagents	9	159	1 198	48 440
3006309000	Oth opacifying prep for x-ray exam;othdiagnostic reagents designe	1 774	18 777	24 517	1 151 874
3006401000	Dental cements & oth dental fillings	960	23 007	72 806	389 101
3006500000	First-aid boxes & kits	7	635	165	20 210
3006700000	Gel prep designe used in human/ vet medic as lubricant for parts o	6 236	24 982	45 433	142 973
3006929000	Waste pharmaceuticals of medic oth thanfor treatment of cancer,	0	11	0	616
3101001100	Supplement fertilizers in liquid form,not chemical treat-of solely ve	55 498	281 605	98 760	682 498
3101001200	Supplement fertilisers in liquid form,chemical intreated of solely ve	420	24 331	916	19 146
3101001900	Oth supplement fertilisers chem/ not chem treated oth than liquid	0	342 000	0	432 468
3101009100	Suppllement fertilisers, in liquid form, not chemically treated of ani	11 377	16 853	38 784	54 379
3101009900	Oth animal/ vegetable fertilisers,mixing/ chemical treat of animal/v	0	2 150	0	46 732
3102100000	Urea, whether/ not in aqueous solution	2 006 101	2 046 102	714 727	733 533
3102210000	Ammonium sulphate	136 165 220	302 708 220	20 631 234	43 518 809
3102290000	Double salts & mix of ammonium sulphate& ammonium nitrate	180 066	329 567	181 403	347 836
3102300000	Ammonium nitrate, whether/ not in aqueous solutions	25 257 200	58 218 918	14 249 397	30 626 649
3102400000	Mixture of ammonium nitrate with calcium carbonate/ oth inorgan	216 000	847 179	71 280	282 095
3102500000	Sodium nitrate	523 375	1 887 775	220 244	876 276
3102600000	Double salts & mixtures of calciumnitrate & ammonium nitrate	1 885 301	3 885 648	667 433	1 356 426
3102900000	Oth mineral/ chem fertilisers,nitrogenous,incl mixt not specified in	9 371	9 571	10 243	11 563
3103109000	Superphosphates not feed grade	15 901 000	157 053 131	5 564 060	43 468 655
3103909000	Other mineral or chemical fertilisers,phosphatic, oth than superph	102 092 436	367 407 272	10 045 767	37 978 166
3104200000	Potassium chloride	267 893 168	895 661 811	86 671 554	276 464 763
3104300000	Potassium sulphate	1 117 462	2 105 295	709 798	1 148 377
3104900000	Other mineral/ chemical fertilisers,potassic,oth than potassium chl	7 253 212	22 745 866	2 967 670	8 788 925
3105102000	Min/ chem fert cont 2/3 of nitrogen,phosphorus&potassium,in tab	14	275 949	306	276 879
3105109000	Oth min/ chem fert cont 2/3 of nitrogen,phosp&potass,in tabs/ sim	599	5 718	11 572	56 466
3105200000	Mineral/ chemical fertiliser contan 3 elements nitrogen,phosphoru	26 358 730	117 343 565	10 870 545	52 365 213

## I.3. IM POR M ENURUT KOM ODITI / IM PORT BY HS COM M ODITY

\*\*\* APRIL/ APRIL 2014 \*\*\*

H S	Uraian Komoditi Commodity Description	Berat Bersih / Net Weight (Kg)		Nilai / Value C.I.F (US\$)	
		Bulan ini Current Month	Kumulatif Cum. Jan. to date	Bulan ini Current Month	Kumulatif Cum. Jan. to date
3105300000	Diammonium hydrogenorthophosphate(diammonium phosphate)	10 326 682	41 532 454	4 449 087	17 789 320
3105400000	Ammonium dihydrogenorthophosphate (monoammon phosph)&n	3 532 086	5 945 811	1 615 188	2 799 650
3105510000	Oth mineral/chemical fertilisers contain nitrates & phosphates	608	2 074	5 454	17 599
3105590000	Oth mineral/chemical fertilisers contain nitrogen& fosfor, than nitr	1 542 200	14 117 149	962 937	6 033 127
3105600000	Mineral/chemical fertilisers contain 2fertilising element phosphori	3 890	28 140	2 655	27 351
3105900000	Oth mineral/chemical fertiliser cont 2/3elements nitrogen,phosph	94 687	645 876	169 720	468 831
3201100000	Quebracho extract	19 200	82 137	39 226	177 029
3201200000	Wattle extract	69 274	189 866	127 333	318 157
3201909000	Oth tanning extract of vegetable origin;tannine & their salts,esters	3 752	52 346	34 036	210 722
3202100000	Synthetic organic tanning substances	342 107	1 116 648	717 918	2 159 953
3202900000	Inorganic tanning subst;tanning prep whe/ not cont natura tanning	327 583	1 159 198	638 455	1 930 125
3203001000	Coloring matter of vegetable or animalsuitable for use in food/drir	34 724	74 897	402 460	1 074 973
3203009000	Coloring matter of vegetable/animal notsuitable for use in food/di	12 404	25 167	179 531	387 397
3204111000	Disperse dyes & preparations based thereon, crude	1 353 203	3 539 031	6 330 801	20 458 046
3204119000	Disperse dyes & preparations based thereon, oth than crude	1 701 232	4 262 696	11 054 438	29 302 067
3204121000	Acid dyes whether or not premetallised & preparations based ther	38 563	295 752	300 425	1 700 747
3204129000	Mordant dyes& preparations based thereon	36 657	168 486	290 850	1 246 090
3204130000	Basic dyes & preparations based thereon	68 248	218 761	265 992	553 264
3204140000	Direct dyes & preparations based thereon	478 047	1 682 877	2 558 349	9 377 108
3204150000	Vat dyes(incl those usable in that state as pigments) & preparation	279 784	1 317 629	1 701 929	7 804 764
3204160000	Reactive dyes& preparations based thereon	1 429 493	4 882 273	8 550 527	28 812 360
3204170010	Synthetic organic pigment in powder form	829 359	3 257 125	7 372 492	28 609 790
3204170090	Other pigment&preparations based thereonoth than in powder fo	837 169	2 799 128	4 336 617	16 202 132
3204190000	Oth synth organic coloring matter, inclmix of color subhead 3204.1	397 987	1 857 724	1 719 142	6 040 431
3204200000	Synthetic organic prods of a kind usedas fluorescent brightening a	429 474	1 484 193	3 190 304	10 133 603
3204900000	Oth synthetic organic coloring, matter,w/ or not chemically define	102 875	554 788	718 773	2 772 826
3205000000	Color lakes;preparations as specified inthis chap based on color lak	69 177	401 676	462 536	2 014 158
3206111000	Pigment base on titanium dioxide contain by weight _ 80 % on dry	6 165 547	23 532 247	16 087 149	62 990 669
3206119000	Prepare base on titanium dioxide contain by weight _ 80 % on dr	683 297	2 304 946	2 014 721	7 047 677
3206191000	Pigment base on titanium dioxide contain by weight < 80 % on dry	107 605	312 838	559 208	1 732 041
3206199000	Prepare base on titanium dioxide contain by weight < 80 % on di	88 280	589 762	505 115	2 652 012
3206201000	Chrome yellow,chrome green,molybdateorange/ red base on chroi	247 064	568 167	932 904	2 301 785
3206209000	Oth pigments & preparations based onchromium compounds	15 320	45 598	143 111	416 015
3206411000	Preparations based on ultramarine	570	18 087	7 814	102 114
3206419000	Ultramarine	303 399	714 929	580 419	1 455 063
3206421000	Preparations based on zinc sulphide	6	70	5	32
3206429000	Lithopone & oth pigments based on zincsulphide	60 013	81 792	59 005	97 312
3206491000	Preparations of other colouring matter	279 103	766 293	1 191 304	3 466 935
3206499000	Other colouring matter other than ultramarine & lithopone	322 117	1 311 372	1 935 146	7 528 253
3206501000	Preparations of inorganic pigment of akind used as luminophores	43 826	93 189	380 198	797 928
3206509000	Oth inorganic pigment/ colouring matterof a kind used as luminopl	86 243	505 669	270 967	1 295 593
3207100000	Prepared pigments, prep opacifiers prepcolors & similar prep	1 247 190	4 790 629	3 119 858	12 872 384
3207201000	Enamel frits	849 192	2 594 064	579 320	2 323 050
3207209000	Oth vitrifiable enamels & glazes, engobe (slips) similar prep	3 032 717	7 531 426	1 977 048	5 209 500
3207300000	Liquid lustres & similar preparations	56 785	169 745	427 982	1 121 522
3207400000	Glass frit & oth glass, in the form ofpowder granules or flakes	9 462 090	37 599 674	4 703 146	18 320 268
3208101100	Varnishes>100-c hr,based on polyesterfor dental use, dispersed in	133	135	922	1 032
3208101900	Oth varnishes based on polyesters <100-c hr,disper in a nonaqueo	68 314	270 657	394 438	1 354 368
3208109000	Other paints & varnishe (incl enamels & lacquers)polyester dispers	454 138	1 518 825	2 150 615	7 440 012
3208204000	Anti-fouling/ anti-corrosive paints forships hull base on acrylic/ vinyl	162 769	545 781	612 404	2 167 811
3208207000	Varnishes (including lacquers), of akind used in dentistry	24 213	61 744	89 042	234 080
3208209000	Other paints & varnishes (incl enamels& lacquers) based on acrylic	609 631	19 560 615	3 108 886	10 949 498
3208901100	Varnishes (incl.lacquers),exceed >100-cheat-resistant used in dent	1 509	7 693	17 104	68 184
3208901900	Varnishes (incl.lacquers),exceed >100-cheat-resistant used in oth t	363 535	1 394 993	1 915 823	6 956 887
3208902100	Varnishes (incl.lacquers),exceed <100-cheat-resistant used in dent	0	24	0	115
3208902900	Varnishes (incl.lacquers),exceed <100-cheat-resistant used in oth t	167 561	586 480	1 496 999	4 722 726
3208909000	Oth paints & varnishes disperssad/ dissolved in a nonaqueous med	774 192	2 594 088	3 922 481	12 551 776
3209101000	Varnishes(inc lacquer)>100-c hr-acrylicvinyl polymer, dispersed in	88 794	486 823	137 021	1 088 732
3209104000	Leather paints-based on acrylic or vinyl polymers dispers in a aque	209	855	2 446	8 478
3209105000	Anti-fouling/ corrosive paints for shipshulls based on acrylic/ vynil p	3 788	28 280	1 883	65 122
3209109000	Oth paints & varnishes dispersedaqueous/ dissolved in aqueous mer	783 812	2 347 660	2 056 424	6 131 915
3209900000	Oth paints based on others varnishesdispers in a aqueous medium	843 991	3 423 543	2 492 027	9 974 404
3210001010	Varnishes (incl lacq) exc > 100-c hrresist of a kind used for finish le	1 004	174 952	6 181	610 184
3210001090	Varnishes (incl lacq) exc < 100-c hrresist of a kind used for finish le	39 478	137 850	235 468	705 921
3210002000	Distempers of a kind used for finishingleather	0	5	0	16
3210003000	Prepared water pigments of a kind usedfor finishing leather	13 512	57 875	60 420	179 624

I.3. IM POR M ENURUT KOM ODITI / IM PORT BY HS COM M ODITY

\*\*\* APRIL/ APRIL 2014 \*\*\*

H S	Uraian Komoditi Commodity Description	Berat Bersih / Net Weight (Kg)		Nilai / Value C.I.F (US\$)	
		Bulan ini Current Month	Kumulatif Cum. Jan. to date	Bulan ini Current Month	Kumulatif Cum. Jan. to date
3210005000	Polyurethane tar coating of a kind used for finishing leather	25 716	98 382	180 196	702 215
3210009100	Oth anti-fouling/corr paints for ships,hulls based on polyurethane	1 712	21 996	865	55 366
3210009900	Other paints & varnishes of a kind used for finishing leather	69 830	314 960	319 675	1 421 806
3211000000	Prepared driers	176 329	539 898	597 710	1 810 881
3212100000	Stamping foils	142 798	1 020 170	903 552	2 683 897
3212901100	Aluminium paste	316 639	934 461	1 928 045	5 416 810
3212901300	White lead dispersed in oil	16 019	41 210	87 203	211 143
3212901400	Oth pigments of aluminium paste, whitelead dispersed in oil for le	66 092	219 729	359 877	1 118 203
3212901900	Oth than pigments of aluminium paste,white lead dispersed in oil	107 075	663 987	726 611	2 969 492
3212902200	Oth dyes used in the food or drink industries	0	1 215	0	9 672
3212902900	Oth than dyes in the food or drink industries	56 885	166 838	410 052	1 397 311
3213100000	Colours in tablet, tube, jar, bottle,pan, similar form or packing for :	49 731	276 159	232 102	1 185 444
3213900000	Oth color not in tablet, tube, jar,bottle, pan/similar form/packing	5 555	100 684	17 397	269 210
3214100000	Glaziers putty, grafting putty, cementscaulking compound	651 001	2 255 672	2 382 680	7 450 798
3214900000	Oth glaziers putty, grafting putty,cements caulking compound	874 599	3 257 839	2 440 452	9 501 040
3215111000	Printing uv curable inks-black	20 785	44 456	188 859	424 199
3215119000	Printing inks other than uv curableinks- black	268 006	962 871	4 995 165	16 232 340
3215190000	Printing inks, other than black	753 401	3 026 694	6 132 643	25 722 304
3215901000	Carbon mass for one time carbon paper	239	899	6 973	11 700
3215906000	Drawing ink and writing ink	45 770	200 057	562 837	2 123 946
3215907000	Ink of a kind suitable for use withduplicating machines of heading :	15 265	18 111	258 339	291 236
3215909000	Oth ink of a kind suitable for use withduplicating machines of heac	245 116	733 430	1 184 267	5 071 218
3301120000	Essential oils of citrus of orange	68 210	237 556	517 794	1 996 587
3301130000	Essential oils of citrus of lemon	6 917	27 984	151 755	665 645
3301190000	Other essential oils of citrus fruit	32 923	159 609	553 015	1 076 870
3301240000	Essential oils - of peppermint(mentha piperita)	50 345	274 877	1 181 993	6 186 127
3301250000	Essential oils - oth of peppermint(mentha piperita)	4 178	39 923	110 240	712 345
3301290010	Oth essential oil of lemon grass,citronella, nutmeg, cinnamon, ging	81 400	196 030	1 110 500	2 641 539
3301290090	Oth essential oils-oth thanpharmaceutical grade	708 554	1 743 030	10 639 890	34 780 881
3301300000	Resinoids	860	9 603	15 054	118 171
3301901000	Aqueous distillates & solutions ofessential oils suitable for medicu	29 025	109 758	440 938	1 649 982
3301909000	Oth essential oils (terpeneless or not),incl concretes& absolutes; r	160 827	455 584	2 389 843	6 567 602
3302109000	Oth mixed of odoriferous of a kind usedin the food or drink indust	552 929	2 031 751	9 310 732	31 911 724
3302900000	Oth prep based on odoriferous substancesfor the manufacture of l	3 358 280	9 700 066	33 955 898	114 769 775
3303000000	Perfumes & toilet waters	236 506	1 111 487	11 695 653	37 852 746
3304100000	Lip make-up preparations	19 336	89 843	745 057	3 009 364
3304200000	Eye make-up preparations	67 152	155 458	2 017 868	5 296 892
3304300000	Manicure or pedicure preparations	3 066	10 273	60 465	226 378
3304910000	Beauty or make up preparations powders,whether or not compres	235 802	587 069	1 212 594	3 653 706
3304992000	Anti-acne creams	385	4 286	19 547	70 864
3304993000	Oth Face or skin creams & lotions	528 932	1 598 296	6 406 084	20 287 619
3304999000	Oth than anti-acne creams and oth faceor skin creams & lotions	127 191	493 571	3 202 964	11 267 819
3305101000	Having anti-fungai shampoo	4 545	7 216	64 805	92 721
3305109000	Oth having anti-fungai shampoo	3 207 398	10 489 566	10 342 476	33 493 837
3305200000	Preparations for permanent waving orstraightening	88 253	126 513	422 545	610 398
3305300000	Hair lacquers	25 449	178 435	37 949	1 014 122
3305900000	Others preparations for use on the hair	375 270	1 477 253	2 299 032	8 601 358
3306101000	Prophylactic pastes & powders	179 034	387 108	962 106	1 826 870
3306109000	Oth prophylactic pastes & powders	14 317	40 435	68 773	382 254
3306200000	Yarn used to clean between the teeth(denital-floss)	324	845	10 591	25 160
3306900000	Oth yarn used to clean between the teeth(denital-floos)	228 425	623 676	547 526	1 300 646
3307100000	Pre-shave, shaving or after-shavepreparations	1 382	44 821	14 549	197 012
3307200000	Personal deodorants & antiperspirants	297 393	831 428	2 718 913	7 572 078
3307300000	Perfumed bath salts & oth bath prep,deodor room incl prep used r	235 650	564 854	538 842	1 310 054
3307411000	Scanted powders (incense) of a kind usedduring religious rites	82 953	518 128	53 157	318 411
3307419000	Oth scanted powder (incease) of a kindused during religious rites	60 263	265 590	53 096	295 201
3307491000	Room perfuming preparations, whetheror not having disinfectant	86 130	277 894	476 947	1 410 841
3307499000	Oth prep for perfuming or deodor rooms,incl odoriferous preparat	3 242	26 048	204 683	753 193
3307901000	Animal toilet preparations	728	15 529	11 516	58 602
3307903000	Papers & tissues, impregnated or coatedwith perfume or cosmetic	71 472	1 273 443	165 837	2 542 530
3307904000	Other perfumery or cosmetics, includingdepiletorles	430	22 608	5 969	168 745
3307905000	Contact lens solution	53 978	213 572	264 783	1 192 915
3307909000	Oth animal toilet prep, paper & tissueother ferfume or cosm, cont	4 153	17 479	57 396	164 923
3401111000	Soap, organic surface-active-for toiletuse-medicated prods	9	147	2 052	3 473
3401112000	Bath soap	402 422	2 160 782	717 762	3 772 192
3401113000	Oth of felt or nonwovens, impregnated,coated or covered with so:	0	431	0	14 955

I.3. IM POR M ENURUT KOM ODITI / IM PORT BY HS COM M ODITY

\*\*\* APRIL/ APRIL 2014 \*\*\*

H S	Uraian Komoditi Commodity Description	Berat Bersih / Net Weight (Kg)		Nilai / Value C.I.F (US\$)	
		Bulan ini Current Month	Kumulatif Cum. Jan. to date	Bulan ini Current Month	Kumulatif Cum. Jan. to date
340119000	Oth medicated prod & oth of felt or nonwovens, impreg, coated w/	32 128	37 410	146 665	180 088
3401191000	Of felt/ nonwovens impregnated, coated with soap or detergent	15	45	492	2 036
3401199000	Oth of felt or nonwovens, impregnated, coated or covered with so:	32 002	222 559	99 761	467 740
3401209900	Oth soap of kind used for flotation deinking or recycled paper	293 070	745 051	560 847	1 788 771
3401300000	Org surf-active prod & prep for washing the skin in the liq/cream fc	62 371	294 653	521 644	1 636 939
3402111000	Sulphated fatty alcohols	67 882	282 033	193 254	664 101
3402114000	Sulphanated alkylbenzene	234 739	1 626 511	383 474	2 966 915
3402119100	Wetting agents of a kind used in the manufacture of herbicides	239 949	665 111	855 715	2 337 715
3402119900	Oth anionic-organic surface-active agent with or not put up for ret:	1 111 836	3 941 323	1 997 577	7 257 456
3402121000	Wetting agents used in the manuf of herbiced-cationic	66 589	264 786	118 092	788 092
3402129000	Oth cationic-organic surface-active agent with/ not put up for retail	1 218 955	4 695 377	2 961 350	11 484 258
3402131000	Hydroxyl-terminated polybutadiene	98 577	798 384	359 886	3 301 449
3402139000	Oth hydroxyl-terminated polybutadiene	3 924 646	12 952 658	9 492 778	30 847 775
3402191000	Organic surface active of a kind suitable for use in fire extinguishing	32 586	72 027	29 160	134 566
3402199000	Oth organic surface-active of kind suitable for use in fire extinguish	985 097	3 865 295	3 254 490	11 851 476
3402201100	Anionic surface active prep. in liquid form-put up for retail sale	186 004	827 718	287 150	1 219 190
3402201200	Anionic washing prep & cleaning prep, incl bleach cleans, liquid forr	131 901	450 136	270 582	1 113 776
3402201300	Oth surface active preparations- in liquid form, for retail sale	290	34 848	1 526	58 244
3402201900	Oth wash prep & clean prep, incl bleach cleans & degreas prep, liqui	116 091	408 897	690 692	2 054 509
3402209100	Anionic surface active prep. oth than in liquid form-for retail sale	0	71 531	0	57 324
3402209200	Anionic washing prep & clean prep, incl bleach, cleans-oth than liqu	544 382	1 293 267	506 813	1 366 845
3402209900	Oth wash prep & clean prep / cleaning prep incl bleaching, cleansin:	411 167	1 653 009	700 742	2 874 364
3402901100	Wetting agents of anionic surface active preparations	267 083	647 977	816 328	2 031 088
3402901200	Oth anionic wash prep not wetting agents	2 023 145	4 590 548	4 200 249	9 883 691
3402901300	Anionic washing prep. or cleaning incl bleach, cleansing or degre	405 994	1 329 121	841 366	3 961 532
3402901400	Wetting agents of other surface active preparations	64 991	182 312	137 721	382 484
3402901500	Oth organic surface active in liquid form, not wetting agents	153 035	521 487	508 187	1 695 679
3402901900	Oth wash prep or clean prep, incl bleach cleans or degreasing prep	295 416	1 081 781	695 520	2 758 331
3402909100	Wetting agents of anionic surface active preparations	66 537	187 491	190 263	507 363
3402909200	Anionic wash prep & clean prep, incl bleach, cleans-not liquid-not re	92 536	235 324	299 123	989 620
3402909300	Anionic surface-active prep, not liquid form not for retail sale	36 294	205 877	99 044	540 234
3402909400	Anionic surface-active prep, not liquid form, wetting agent not for	13 324	35 212	43 686	108 168
3402909500	Anionic surface-active prep, not liquid form, not wett agent not for	236 340	849 579	685 946	2 180 565
3402909900	Oth wash/lean prep, incl bleach cleans oth than liquid-not for retail	38 830	107 883	161 474	784 544
3403111000	Liquid lubricating oil prep, for treat of textile, or oth material, con	75 696	500 054	191 405	1 394 937
3403111900	Oth liquid prep for the treatment of textile or oth materials, cont	21 434	109 829	63 496	390 398
3403119000	Oth prep for the treatment of textile materials, oth than liquid, con	375 926	1 348 256	1 042 665	3 824 748
3403191100	Liquid oil for aircraft engine cont petroils/ oils obtain. bituminous m	0	16 094	0	114 777
3403191200	Oth liquid prep content silicone oil, cont petrole oils, or bituminous	24 049	64 871	151 433	379 936
3403191900	Oth liquid for other purposes cont petrol oil or bituminous mineral	907 833	4 890 959	2 576 480	12 595 154
3403199000	Oth lubricating prep cont petroleum oil	316 275	1 188 927	1 299 233	5 648 622
3403911100	Liquid prep cont silicone oil-for treat of textile, or oth matt, not cont	33 676	212 300	159 876	924 366
3403911900	Liquid prep for treatment of textile mater, not cont petroleum oil &	234 494	1 051 612	637 166	3 074 126
3403919000	Liquid preparat for treatment of textile or the material, not cont pet	948 088	3 132 200	2 660 832	8 710 221
3403991100	Liquid oil for aircraft engine not cont petroleum oils or oils obtain t	0	9 930	0	26 158
3403991200	Oth liquid prep content silicone oil cont petrol oil, or bituminous mi	1	24 736	120	62 287
3403991900	Oth liquid for other purpose not cont petroleum oil or bituminous	64 031	219 241	173 948	820 722
3403999000	Preparat for treat of textile, leather oth mater, not cont petrol oil, nc	535 195	1 892 402	3 152 395	11 716 222
3404200000	Artificial waxes & prepared waxes, of poly(oxyethylene) (polyethylene	464 954	1 828 724	1 161 542	4 467 631
3404901000	Oth artificial waxes & prepared waxes.	17 800	87 443	63 442	258 107
3404909000	Oth artificial waxes & prepared waxes.	1 340 274	5 807 950	3 347 052	13 522 628
3405100000	Polishes, creams & similar preparat for wear or leather	21 090	59 056	109 385	274 758
3405200000	Polishes, creams & similar prep for the maintenance of wooden fur	1 014	10 252	7 039	88 203
3405300000	Polishes & similar prep for coachwork, oth than metal polishes	109 924	343 915	245 472	808 417
3405401000	Abrasive lapping & honing, in the form of flour, scouring pastes & pc	125	17 689	2 211	33 555
3405409000	Oth scouring pastes & powders & oth scouring preparations	20 727	58 212	121 072	391 762
3405901000	Metal polishers	1 118	77 618	16 411	200 708
3405909000	Oth polishes & cream, for footwear, furniture, floors	42 095	75 749	45 368	148 956
3406000000	Candles, tapers & the like	84 065	333 953	208 052	689 906
3407001000	Modelling pastes, incl those put up for childrens amusement	21 082	158 841	41 718	459 908
3407002000	Prep known as ""dental wax"", in sets, packings, retail sale or in pla	24	64	1 226	1 937
3407003000	Other preparations for use in dentistry, with a basis of plaster of ca	1 232	2 192	14 416	37 025
3501100000	Casein	130 206	580 242	1 392 287	6 268 275
3501901000	Caseinates & other casein derivatives	279 416	1 171 315	3 355 928	13 895 443
3501902000	Casein glues	14	36	2 169	3 656
3502110000	Egg albumin - dried	10 313	55 609	95 325	489 975

I.3. IM POR M ENURUT KOM ODITI / IM PORT BY HS COM M ODITY

\*\*\* APRIL/ APRIL 2014 \*\*\*

H S	Uraian Komoditi Commodity Description	Berat Bersih / Net Weight (Kg)		Nilai / Value C.I.F (US\$)	
		Bulan ini Current Month	Kumulatif Cum. Jan. to date	Bulan ini Current Month	Kumulatif Cum. Jan. to date
3502190000	Egg albumin - oth than dried	1 701	1 860	15 564	17 333
3502200000	Milk albumin,incl concentrates of >= 2whey proteins	72 460	234 920	747 202	2 789 678
3502900000	Oth egg albumin	44	590	3 613	31 589
3503001100	Glues of fish glues	8	419	448	2 247
3503001900	Glues of oth than fish glues	3 566	46 870	14 181	177 367
3503003000	Isinglass	3 681	10 224	16 286	62 466
3503004100	Gelatin in powder form with bloatinglevel a-250 or b-230 or higher	61 956	141 651	507 444	1 188 754
3503004900	Oth gelatin derivatives,isinglass,othglue of animal origin,excl casein	391 974	1 359 106	2 978 970	10 662 344
3504000000	Peptones and their derivatives, othprotein substances and their	460 720	1 600 326	2 260 409	8 213 900
3505101000	Dextrins, soluble or roasted starches	1 564 192	4 439 757	1 510 650	4 516 772
3505109000	Oth dextrins & oth modified starches	9 398 306	34 912 498	9 067 002	33 075 047
3505200000	Glues based on starches/dextrins	396 473	2 466 200	1 041 498	4 164 782
3506100000	Prods suitable for use as glues/ adhesive for ret sale as glues/ adhe	517 341	1 771 368	2 044 227	7 058 072
3506910000	Adhesives based on polymers of heading39.01 to 39.13 or on rubb	2 754 321	9 844 008	9 123 655	32 912 647
3506990000	Oth adhesives based on polymers of headings 39.01 to 39.13 or on	1 876 260	6 446 748	7 084 730	23 704 480
3507100000	Rennet & concentrates thereof	0	129	0	12 448
3507900000	Oth enzymes; prepared enzymes nes or include	391 065	1 426 688	2 763 384	9 616 119
3601000000	Propellent powders	0	87 785	0	1 709 686
3602000000	Prepared explosive, oth than propellentpowders	122 622	599 296	1 574 983	8 006 541
3603001000	Semi-fuses, elemented caps, signal tubes	0	2	0	194
3603002000	Safety fuses or detonating fuses	84 088	234 200	740 180	3 384 001
3603009000	Oth safety fuses, detonat fuses,percussion detonat caps,igniters,el	326 697	636 722	8 781 977	16 098 689
3604100000	Firecrackers and other fireworks	3 336 358	6 501 562	4 189 416	8 201 643
3604909000	Oth miniatur pyrotechnic munitions & percussions cap for toy, sign	19	85 623	308	487 956
3606100000	Liquid/liquified-gas fuel in containersused for filling or refilling <= 3	11 336	11 873	10 726	18 792
3606901000	Solid or semi-solid fuels, solidifiedalcohol & oth similar prepared fu	3	885	379	5 282
3606902000	Lighter flints	10 545	26 300	190 210	492 139
3606904000	Resin torches, firelighters & the like	1 269	5 893	2 196	19 613
3606909000	Oth solid or semi-solid fuels,solidified alc & oth similiar prep fuels	3 358	3 988	17 799	30 690
3701100000	Photographic plates & film in the flatsensitised for x-ray	55 770	223 581	1 357 092	4 681 609
3701200000	Photographic plates & film in the flatsensitised for instants print fil	4 547	12 506	400 614	1 054 930
3701300000	Oth plates & film, with any side>255 mm	530 024	2 123 256	2 277 365	7 901 293
3701911000	Photo plates & film in the flatsensitised suitable for use in the prin	644	3 214	593	5 802
3701919000	Oth photo plates & film in the flatsensitised suitable for use in the	406	7 437	1 504	18 919
3701991000	Oth plats & film photogrhap (polychrome)specially manuf for print	239 600	361 359	453 741	625 052
3701999000	Oth polychrome suitable for use in theprinting industry	11 771	24 052	13 031	94 477
3702100000	Photographic film in rolls, sensitisedfor x-ray	763	6 850	70 494	610 801
3702320090	Oth photo film in roll, sensitisedsuitable for use in medical,surgical	26	4 749	11	25 588
3702390010	Infra red transparent film	0	795	0	2 223
3702390090	Oth film, without perforat, of a width <105 mm	1 005	1 432	18 741	32 305
3702420090	Film oth than for color photogr,width >610mm, length >200m	1	1	1	1
3702430090	Oth film, width > 610mm, length < 200mspecially prepared for me	0	570	0	11 913
3702440010	Infra red transparent film, 105mm <width < 610mm	0	7 080	0	121 142
3702440090	Oth film, 105mm< width<610mm, speciallyprepared for medical su	13 925	61 960	150 658	507 088
3702979000	Oth film width<35mm, length>30 suitablefor use in cinematograph	15	22	146	182
3702989000	Oth film oth than for color photography	21	33	3 727	5 183
3703101000	Photographic paper, paperboard&textil,unexposed, rolls,width of	14 573	23 573	53 254	95 500
3703109000	Photographic paper, paperboard&textil,unexposed, rolls,width of	39 659	213 517	210 729	1 300 142
3703200000	Oth photograph paper, sensitis, unex-posed for color photography	185 351	546 234	1 049 670	3 354 745
3703900000	Oth photograph paper, paperboard & textsensitised, unexposed.	20 046	95 022	66 268	316 394
3704001000	Plate & film for x-ray,unexposed but notdeveloped	2	3 402	6	66 613
3704009000	Oth photograph plates,film,paper,paper-board & textiles,expos bu	34	7 308	1 147	28 911
3705100000	Photograph plates & film, exposed & developed,for offset reprodu	7 611	24 399	8 047	31 087
3705901000	Photograph plates & film, exposed & developed for x-ray	0	570	0	105 506
3705902000	Microfilms, exposed and developed	0	43	0	46 240
3705909000	Oth photograph plates & film,expos & developed,oth than cinemat	54 920	134 776	425 235	693 597
3706103000	Cinematograph film,expos & develop,ofwidth>= 35 mm,with pictur	0	3	0	32
3706109000	Oth cinematograph film, expos & developed of a width >= 35 mm	82	394	9 031	37 847
3706903000	Oth cinematographic film,expos & developwith or not incorporatin	12	15	53	60
3706909000	Oth cinematgrphic film,expos & developwith or not incorporating	86	185	2 214	5 834
3707100000	Sensitising emulsion,for photo use(oth than varnishes, glue, adhes	10 102	26 756	31 299	146 742
3707901000	Flashlight materials, unmixed prods forphoto uses,put up in meas	12 529	27 592	14 626	34 761
3707909000	Oth chemical prep for photographic uses,put in measur portions, r	334 474	1 082 738	2 067 016	5 061 121
3801100000	Artificial graphit,in the form of pasteblocks,plates or oth semiman	840 051	1 714 222	1 063 523	2 727 567
3801200000	Colloidal/ semi-colloidal graphite, inpastes,blocks,plates or oth ser	440	693	9 000	14 373
3801300000	Carbonaceous pastes for electrodes & similar paste & for furnace li	434 198	2 936 024	237 435	1 834 593

I.3. IM POR M ENURUT KOM ODITI / IM PORT BY HS COM M ODITY

\*\*\* APRIL/ APRIL 2014 \*\*\*

H S	Uraian Komoditi Commodity Description	Berat Bersih / Net Weight (Kg)		Nilai / Value C.I.F (US\$)	
		Bulan ini Current Month	Kumulatif Cum. Jan. to date	Bulan ini Current Month	Kumulatif Cum. Jan. to date
3801900000	Oth artificial graphit;colloidal or semigraphite,pastes, blocks or pla	58 324	981 211	252 349	1 443 524
3802100000	Activated carbon, including spent animalblack	1 119 511	3 281 326	1 928 168	5 671 797
3802901000	Activated bauxite, including spent animal black	35 954	245 954	53 138	142 389
3802902000	Activated clays & activated earth, inclspent animal black	66 537	565 830	73 957	336 304
3802909000	Oth activat natural mineral prod,animalblack include spent animal	1 422 044	4 079 010	749 925	2 579 342
3803000000	Tall oil, whether or not refined	15 200	34 120	27 360	61 230
3804001000	Concentrated sulphite lye	265 408	992 845	161 332	798 280
3804009000	Oth residual lyes from woodpulp with ornot concentrat,desugar /	831 834	3 231 927	892 541	4 363 831
3805100000	Gum, wood or sulphate turpentine oils	10 818	68 646	42 420	150 212
3805900000	Oth terpenic oil produc by the distillat of coniferous wood & oth cr	120 849	658 311	327 250	1 775 523
3806100000	Rosin & resin acids	162 131	487 434	490 836	1 520 904
3806200000	Salt of rosin,of resin acid, of drv orresin acid,oth than salt of rosin :	16 000	77 323	46 592	272 928
3806301000	Ester gums - in blocks	39 000	97 500	119 340	306 930
3806309000	Ester gums - in oth forms	113 726	369 132	561 728	1 531 991
3806901000	Run gums in blocks	0	35 100	0	122 902
3806909000	Oth derivates rosin & resin acids thereo	476 914	2 216 291	1 036 525	5 549 989
3807000000	Wood tar, wood tar oils, wood creosote,wood naphtha, vegetable	0	630	0	36 546
3808501000	Insecticides, in subhd note 1	229 106	818 116	1 632 646	4 402 932
3808502100	Fungicides in aerosol containers	32 856	48 305	388 668	481 013
3808502900	Oth fungicides in aerosol containers	299 845	1 006 257	831 035	3 045 962
3808503900	Oth herbicides in aerosol containers	103 330	431 315	342 825	1 520 651
3808504000	Herbicides, anti-sprouting products subhnote 1	119 276	277 423	347 884	944 623
3808505000	Herbicides plant-growth reg subhd note 1	33 000	96 463	119 460	376 360
3808506000	Disinfectants, subhd note 1	15 939	93 410	71 810	485 607
3808509900	Oth disinfec,smlar prod,put up in form/pack for ret sale,subhd1,nc	5 422	11 956	29 280	54 314
3808911100	Intermediate preparation for the mnfactof insecticides cont 2-(1-M	0	10 543	0	65 500
3808911900	Oth intermediate preparatfor the mnfactof insecticides cont 2-(1-I	495 249	1 463 296	2 860 800	8 112 742
3808912000	Intermediate preparation for the mnfactof insecticides of mosquit	0	60 730	0	84 601
3808919100	Insecticides in aerosol containers havina deodorosing function	0	60 100	0	46 215
3808919200	Oth insecticides in aerosol containershaving a deodorosing functio	131 242	408 508	311 509	1 114 365
3808919300	Oth insecticides in oth aerosol containehaving a deodorosing funct	32 564	111 747	230 900	847 656
3808919900	Oth insecticides in oth aerosol containehaving oth function	976 622	2 534 186	12 178 309	36 940 137
3808921900	Oth fungicides, in aerosol container w/ avalidamycin cont<3% netti	220 701	640 434	704 900	1 858 029
3808929000	Oth fungicides, in aerosol container	1 325 321	4 524 423	6 741 847	35 969 361
3808931100	Herbicides, anti-sprouting product andplant-growth regulator in ae	0	4 000	0	19 200
3808931900	Oth herbicides,anti-sprouting product & plant-growth regulator in :	3 972 889	11 676 467	15 052 125	48 866 409
3808932000	Herbicides, anti-sprouting products notsubhd note 1	335 520	343 296	760 320	788 960
3808933000	Herbicides, plant-growth regulator, notsubhd note 1	505 278	1 403 155	1 571 657	4 331 356
3808941000	Disinfectants containing mixtures of coal tar acid and alkalis	0	5 338	0	15 293
3808942000	Oth disinfectants containing mixtures ofcoal tar acid and alkalis in	0	1 169	0	6 973
3808949000	Oth disinfectants containing mixtures ofcoal tar acid and alkalis	210 380	567 243	858 262	2 321 038
3808991000	Wood preserv containing insecticides orfungicides	41 810	133 016	45 036	161 467
3808999000	Oth wood preserv containing insecticidesor fungicides	246 929	816 670	924 555	2 507 428
3809100000	Finish agent,dye carriers to accele witha basis of amylaceous subst	562 448	1 367 164	548 872	1 268 800
3809911000	Finish agent,dye carriers to accele kindused in the textile or like in	5 252 443	17 691 890	6 760 358	21 989 956
3809919000	Softening of finish agent,dye carrier toaccele kind used in the tex/	1 204 181	4 131 422	3 553 808	11 183 218
3809920000	Oth finish agent,dye carriers to accelekind used in the paper or lik	2 761 285	8 580 165	5 135 167	16 612 739
3809930000	Oth finish agent,dye carriers to accelekind used in the leather or lil	481 926	1 513 587	1 260 655	4 179 908
3810100000	Pickling prep for metal surfac,soldering, brazing, welding powders	400 992	3 167 280	1 945 287	12 456 957
3810900000	Other prep of a kind used as cores orcoating for weld electrodes o	702 786	2 925 948	1 713 781	8 426 965
3811110000	Anti-knock preparation, based on leadbased on lead compound	219	979	2 938	7 234
3811190000	Oth anti-knock preparations	230 245	647 655	989 339	2 780 695
3811211000	Additive for lubricat oils,cont petrooil & oil obtain from bitumin,rc	7 815	75 275	56 696	584 234
3811219000	Additive for lubricat oils,cont petrooil & oil obtain from bitumin,n	4 406 624	16 415 243	16 497 119	61 453 198
3811290000	Oth additive for lubricat oils,contpetrol oil & oil obtain from otmn	30 538	208 802	326 731	1 462 159
3811901000	Anti knock prep, rust preventativ &corrosion inhibitors	230 329	821 118	1 151 082	3 869 562
3811909000	Oth anti-knock prep.,for mineral oilliquid used as mineral oils	636 830	2 208 077	2 170 638	6 810 189
3812100000	Prepared rubber accelerators	2 189 530	8 237 557	5 976 499	22 119 827
3812200000	Compound plasticisers for rubber orplastics	1 443 503	5 170 118	2 206 429	8 177 608
3812300000	Anti oxidising prep & oth compoundstabilisers for rubber or plastic	2 922 414	11 499 774	7 709 102	30 217 689
3813000000	Prep. & charge for fire-extinguishercharged fire-extinguishing gren	280 904	1 098 758	418 772	1 799 100
3814000000	Organic composite solvents & thinners,prepared paint or varnish r	949 199	4 070 396	3 544 689	11 699 488
3815110000	Supported catalyst,with nickel/ nickelcompounds as the active sub:	94 130	295 768	880 830	2 881 024
3815120000	Supported catalyst, with precious metalcompounds as the active s	55 338	97 908	533 932	2 740 355
3815190000	Oth supported catalysts	215 479	998 526	1 453 123	5 998 959
3815900000	Oth reaction initiators,reactionaccelerators catalytic prep, nes or i	1 394 211	4 861 193	9 239 728	27 716 413

I.3. IM POR M ENURUT KOM ODITI / IM PORT BY HS COM M ODITY

\*\*\* APRIL/ APRIL 2014 \*\*\*

H S	Uraian Komoditi Commodity Description	Berat Bersih / Net Weight (Kg)		Nilai / Value C.I.F (US\$)	
		Bulan ini Current Month	Kumulatif Cum. Jan. to date	Bulan ini Current Month	Kumulatif Cum. Jan. to date
3816001000	Refractory cements	2 771 815	7 507 310	2 089 055	5 784 636
3816009000	Oth refractory cements	2 584 780	10 259 874	2 256 615	9 280 285
3817000000	Mixed alkylbenzenes & mixed alkyl naphthalenes oth than head 27	3 960 063	15 178 547	7 423 275	29 096 345
3818000000	Wafers/ discs with silicon content	51 501	137 039	10 676 404	26 044 962
3819000000	Hyd brake fluid&oth for hyd trnsmssionwhether or not cont<70%	124 153	631 030	382 451	1 867 036
3820000000	Anti-freezing preparations & preparedand prepared de-icing fluids	42 178	1 290 354	179 552	2 771 178
3821001000	Prepared culture media for developmentof micro organics	8 540	24 947	368 154	1 232 305
3821009000	Oth prepared culture media fordevelopment of micro organics	5 056	8 394	105 669	246 441
3822001000	Plate, sheet, film, foil& strip of plasticimpreghtd/ coated with diag re	44 256	147 378	2 175 471	6 060 341
3822002000	Paperboard, cellulose wadding & web fibreimpreghtd/ coated with	4 389	17 348	317 816	1 069 804
3822003000	Sterilisation indicator strips and tapes	11 591	32 461	239 157	728 510
3822009000	Oth diagnostic/ lab reagents & preparedwhether or not head 30.02	138 214	827 398	4 545 187	19 877 333
3823110000	Stearic acids	401 799	2 171 583	592 326	2 518 428
3823120000	Oleic acids	22 909	111 471	37 547	200 087
3823130000	Tall oils fatty acids	343 942	901 768	531 361	1 205 220
3823191000	Acids oil from refining	11	1 294	245	36 701
3823199000	Oth industrial monocarboxylic fatty acid	892 987	3 024 529	1 403 504	4 790 403
3823701000	Industry fatty alcohols in the form of wax	3 811	45 786	27 158	183 149
3823709000	Oth industry fatty alcohols in the form of wax	2 048 039	7 215 872	3 847 377	12 868 958
3824100000	Prepared binders for foundry moulds or core	439 850	2 339 711	557 021	3 406 932
3824300000	Non-agglomerated metal carbides mixedtogether with metallic bir	1 290	9 963	12 624	89 287
3824400000	Prepared additives for cements, mortars or concretes	3 045 168	12 156 868	7 139 975	24 532 132
3824500000	Non-refractory mortars & concretes	10 373	279 236	40 950	293 565
3824600000	Sorbitol oth than that of subheading 2905.44	797 596	1 325 975	489 067	869 930
3824719000	Oth mix cont halogenated, drv methane, ethane cont cfc, pfcs, hf	10 231	13 798	274 658	342 479
3824720000	Mix cont halogenated, drv methane, ethane cont bromochlorodi(tr	2	7	348	765
3824730000	Mix cont halogenated, drv methane, ethane containing hbfcs	3 979	8 059	110 301	303 778
3824749000	Oth mix cont halogen, drv methane, ethanecont hbfcs<70% petro o	64 576	223 456	263 825	945 230
3824750000	Mix cont halogenated, drv methane, ethanecontaining carbon tetr	188	32 454	547	126 457
3824760000	Mix cont halogenated, drv methane, ethanecont 1,1,1-3-chloroetha	120	890	699	4 110
3824780000	Mix cont halogenated, drv methane, ethanecont pfcs or hfcs but no	7 154	48 653	47 766	277 625
3824790000	Other mix cont halogenated, drv methane, ethane	519 424	1 879 943	1 928 993	6 190 015
3824810000	Mix & preparation containing oxirane(ethylene oxide)	33 480	162 658	97 125	499 536
3824820000	Mix & preparation containing pbbs, PCBs, PCTs	10 504	64 334	50 153	406 240
3824830000	Mixtures & preparation containing tris(2,3-dibromopropyl) phosph	62	20 676	1 143	42 516
3824901000	Ink removers, stencil correctors & oth, corrector fluids in package	233 720	693 873	616 888	2 140 911
3824903000	Copying pastes with a basis of gelatinpresented in bulk/ ready to u	45 339	168 331	168 532	953 454
3824904000	Composite inorganic solvents	724 165	2 232 061	2 474 429	7 981 862
3824905000	Acetone oil	6 098	32 496	37 169	256 972
3824906000	Preparations/ mixtures cont monosodiumglutamate	96 516	511 077	533 497	2 012 369
3824907000	Mixtures of chemical, of a kind used inmanufactured of foodstuff	811 453	2 938 688	2 605 575	10 447 120
3824909100	Naphthenic acids, their water insolublesalts and their esters	407 951	1 714 140	1 597 479	5 219 760
3824909900	Oth prods & preparations cont cfc-11, 12, 115, and halon	1 356 672	23 150 453	7 515 698	22 543 627
3825500000	Waste of metal pickling liquor, hydraulicbrake flinds, anti freeze flin	0	9	0	128
3825690000	Oth waste from chemical/ allied industoth than cont.organic consti	0	44	0	3 196
3826001000	Coconut methyl ester (CME)	38	105	693	1 705
3901101200	Linier Low Density Polyethylene in the form of liquids or pastes	119 546	621 823	209 482	1 105 999
3901101900	Oth linier Low Density Polyethylene in the form of liquids or pastes	1 879 876	6 023 849	3 701 505	12 261 383
3901109200	Polyethylene having a specific gravity <0.94 in oth form	18 031 894	64 540 503	27 267 565	97 823 648
3901109910	Low Density Polyethylene	20 757 471	72 010 416	34 873 294	121 584 459
3901109990	Oth low Density Polyethylene	1 635 221	4 708 294	3 331 245	9 914 397
3901200000	Polyethylene having a specific gravity 0.94 or more	23 302 363	91 150 598	37 040 892	143 268 156
3901300000	Ethylene-vinyl acetate copolymers	6 605 520	18 416 812	11 677 097	31 466 813
3901904000	Polymers of ethylene in dispersions	610 855	1 925 264	1 013 080	3 264 854
3901909000	Oth polymers of ethylene in oth form	11 500 337	37 040 900	22 316 751	73 210 272
3902103000	Polypropylene in oth form	90 916	293 601	111 740	306 776
3902109010	Polypropylene in dispersion	4 739	140 847	14 375	355 909
3902109020	Polypropylene in granule form	50 355 943	173 514 533	76 839 343	265 382 178
3902109090	Polypropylene in oth form	4 359 483	13 401 755	8 431 221	26 258 674
3902200010	Polysobutylene liquids/ pastes	203 936	688 899	513 490	2 780 863
3902200090	Polysobutylene in oth forms	112 224	420 181	323 425	1 359 186
3902303000	Propylene copolymers in liquid or pastes	46 420	507 113	263 949	2 606 332
3902309010	Propylene copolymers in granule	27 721 209	100 136 825	47 313 857	170 551 702
3902309090	Propylene copolymers in other forms	744 053	3 720 916	1 402 266	6 352 761
3902901000	Oth polymers of propylene in oth form	62 131	251 836	196 962	837 644
3902909010	Oth polymers of propylene in liquid or pastes	61 368	113 002	181 104	415 367

I.3. IM POR M ENURUT KOM ODITI / IM PORT BY HS COM M ODITY

\*\*\* APRIL/ APRIL 2014 \*\*\*

H S	Uraian Komoditi Commodity Description	Berat Bersih / Net Weight (Kg)		Nilai / Value C.I.F (US\$)	
		Bulan ini Current Month	Kumulatif Cum. Jan. to date	Bulan ini Current Month	Kumulatif Cum. Jan. to date
3902909090	Oth polymers of propylene in oth form	730 495	2 169 342	2 250 869	6 966 763
3903111000	Expansible polymers of styrene ingranule	1 427 407	4 452 571	3 054 623	9 767 248
3903190000	Oth expansible polymers of styrene ingranule	578 738	2 162 068	1 141 515	4 735 716
3903191000	Unexpansible polymers of styreneindispersions	170 000	399 156	250 860	577 559
3903192100	High impact polystyrene in granules	2 578 907	9 658 697	4 797 271	18 062 635
3903192900	Oth high impact polystyrene in granule	2 163 001	5 761 828	3 803 613	10 676 135
3903199100	Oth high impact polystyrene in oth form	266 040	1 306 969	658 566	3 117 371
3903199900	Oth polymers of styrene in primary form	981 804	1 882 490	1 873 042	3 351 390
3903204000	Styrene-acrylonitrile (SAN) copolymersin aquaeons dispersion	36	10 688	1 062	26 533
3903209000	Oth styrene-acrylonitrile (SAN)copolymers	935 920	3 746 140	2 272 042	8 815 302
3903304000	Acrylonitrile-butadiene-styrene (ABS)copolymers in aquaeons disp	0	6 696	0	30 256
3903306000	Acrylonitrile-butadiene-styrenecopolymers in granules	3 281 293	13 047 203	7 691 293	29 873 534
3903309000	Acrylonitrile-butadiene-styrenecopolymers in other form	6 870 109	24 246 743	15 724 401	54 661 917
3903903000	Oth polymers of styrene in aquaeonsdispersion	143 748	594 981	381 142	1 523 015
3903909100	High impact polystyrene ofacrylonitrile-butadiene-styrene	34 296	274 197	47 479	453 917
3903909900	Oth high impact polystyrene ofacrylonitrile-butadiene-styrene	1 115 963	2 473 074	2 690 775	6 979 271
3904101000	PVC homopolymers, suspension type notmixed with oth substance	1 023 125	5 840 555	1 176 403	6 500 463
3904109100	PVC in granule	280 261	822 066	467 090	1 366 527
3904109200	PVC in powder	4 232 300	15 739 424	4 564 448	16 674 300
3904109900	PVC in other form	2 331 324	7 645 114	3 265 284	11 871 278
3904211000	Oth poly(vinyl chloride) non plasticised in granule	26 000	86 557	14 586	136 168
3904212000	Oth poly(vinyl chloride) non plasticised in powder	5 688	22 787	9 652	45 881
3904219000	Oth poly(vinyl chloride) non plasticised in oth form	294 716	909 749	445 959	1 559 445
3904221000	Oth poly(vinyl chloride) plasticised indispersions	35 226	117 589	40 870	154 754
3904222000	Oth poly(vinyl chloride) plasticised ingranule	169 881	531 161	214 667	869 806
3904223000	Oth poly(vinyl chloride) plasticised inpowder	0	409 157	0	253 471
3904229000	Oth poly(vinyl chloride) plasticised	521 317	1 380 939	918 938	2 415 030
3904301000	Vinyl chloride-vinyl acetate copolymersin granule	58 410	222 375	218 029	725 961
3904302000	Vinyl chloride-vinyl acetate copolymersin powder	152 442	410 008	352 427	993 163
3904309000	Vinyl chloride-vinyl acetate copolymersin oth form	102 851	452 447	254 268	1 062 656
3904401000	Oth vinyl chloride copolymers in granule	39 400	153 816	170 380	552 482
3904402000	Oth vinyl chloride copolymers in powder	21 700	75 616	76 462	215 740
3904409000	Oth vinyl chloride copolymers in othform	28 915	153 343	130 388	638 490
3904504000	Vinylidene chloride polymr in dispersion	89 450	190 314	173 485	354 611
3904505000	Vinylidene chloride polymers in granule	157 939	717 345	244 314	1 069 793
3904506000	Vinylidene chloride polymers in powder	0	419	0	695
3904509000	Vinylidene chloride polymers in othform	349 634	1 155 119	667 211	2 498 282
3904611000	Fuoro-polymers polytetrafluoroethylenein granule	452	1 214	8 838	22 914
3904612000	Fuoro-polymers polytetrafluoroethylenein powder	344	927	693	6 286
3904619000	Fuoro-polymers polytetrafluoroethylenein oth form	7 959	32 625	57 508	557 711
3904693000	Fuoro-polymers polytetrafluoroethylenedispersions	0	6 675	0	46 925
3904695000	Oth fluoro-polymers in powder	0	542	0	13 735
3904699000	Oth fluoro-polymers in oth form	14 824	64 923	358 088	15 594 842
3904904000	Oth polymers vinyl chloride in granule	2 500	2 500	2 500	2 500
3904905000	Oth polymers vinyl chloride in powder	13 289	32 306	41 838	132 122
3904909000	Oth polymers vinyl chloride in oth forms	41 299	373 060	134 437	1 127 535
3905120000	Poly(vinyl acetate) in aqueousdispersions	42 497	133 760	58 915	186 563
3905191000	Oth poly(vinyl acetate) in liquids orpastes	0	6 979	0	6 289
3905199000	Oth poly(vinyl acetate) in oth form	82 909	294 685	146 310	522 546
3905210000	Vinyl acetate copolymers in aqueousdispersions	737 400	1 696 797	789 933	1 825 023
3905290000	Oth vinyl acetate copolymers	213 097	441 282	475 643	1 142 534
3905301000	Poly (vinyl alcohol) in aqueousdispersions	184 981	416 931	409 475	894 095
3905309000	Poly (vinyl alcohol) in other form	1 719 298	7 337 136	3 873 738	15 702 821
3905911000	Copolymers of vinyl acetate or of othvinylester in dispersions	0	43 612	0	93 344
3905919000	Copolymers of vinyl acetate or of othvinylester oth form	37 587	117 812	181 025	598 811
3905991000	Oth copolymer of vinyl acetate inaqueous dispersions	4 552	12 348	14 325	52 085
3905999000	Oth polymer of vinyl acetate/othvinyl esters;oth vinyl polymers; pi	123 538	437 024	1 289 586	3 686 025
3906101000	Poly(methyl methacrylate) indispersions	97 068	335 208	282 852	815 124
3906109000	Oth poly(methyl methacrylate) in othform	962 441	3 501 167	2 634 593	9 201 338
3906902000	Oth acrylic copolymers in dispersions	1 401 706	4 789 226	2 074 290	7 143 575
3906909200	Sodium polyacrylate	98 960	508 387	153 736	1 475 152
3906909900	Oth sodium polyacrylate	6 697 856	22 090 012	16 465 279	56 584 363
3907100000	Polyacetals	763 532	3 157 445	2 072 522	8 007 504
3907201000	Polytetramethylene ether glycol	1 545 268	5 573 278	3 365 179	12 514 312
3907209000	Oth polytetramethylene ether glycol	9 869 464	27 573 697	21 989 640	61 664 274
3907302000	Epoxide resins of kind used for coating, in powder	132 433	416 325	443 989	1 514 029



I.3. IM POR M ENURUT KOM ODITI / IM PORT BY HS COM M ODITY

\*\*\* APRIL/ APRIL 2014 \*\*\*

H S	Uraian Komoditi Commodity Description	Berat Bersih / Net Weight (Kg)		Nilai / Value C.I.F (US\$)	
		Bulan ini Current Month	Kumulatif Cum. Jan. to date	Bulan ini Current Month	Kumulatif Cum. Jan. to date
3907303000	Epoxide resins in liquids/ pastes	822 543	3 319 850	4 696 349	15 866 430
3907309000	Epoxide resins in oth form	1 855 508	6 060 428	5 948 651	24 101 411
3907400010	Optic grade w/ mell flow rate index>25gr/ 10 min in pack of nat w	541 212	1 757 416	1 272 717	4 255 571
3907400090	Other polycarbonates	3 569 611	13 367 429	9 335 299	34 537 254
3907501000	Alkyd resins in the form of liquids orpastes	36 911	197 838	116 739	542 202
3907509000	Alkyd resins in oth form, except liquids or pastes	69 116	199 970	237 012	685 659
3907601000	Poly(ethylene terephthalate) indispersions	19 122	74 406	27 669	113 614
3907602000	Poly(ethylene terephthalate) in granules	4 695 680	14 099 482	6 266 263	19 634 206
3907609000	Poly(ethylene terephthalate) in oth form	12 596 640	40 732 427	16 920 458	57 437 489
3907700000	Poly(lactic acid)	61 809	87 048	220 753	321 299
3907913000	Oth polyesters unsaturated in the formof liquids or pastes	49 084	243 383	135 038	636 283
3907919000	Oth polyesters unsaturated in oth form	231 620	1 404 080	826 284	4 261 365
3907994000	Oth polyesters saturated of a kind usedfor coating, in powder form	61 999	302 525	99 659	463 860
3907999000	Oth polyesters saturated in oth form	2 744 128	8 972 056	8 000 248	26 849 048
3908101000	Polyamides in primary forms, polyamide-6	5 185 745	19 739 368	15 301 916	57 843 579
3908109000	Polyamides in primary forms, polyamide-11,-12,-6,6,-6,9,-6,10 or -	1 394 523	4 971 591	5 121 951	18 278 627
3908900000	Oth polyamides, oth than polyamide -6,-11,-12,-6,6,-6,9,-6,10 or -t	436 754	1 616 877	1 612 729	5 692 732
3909101000	Urea resins, thiourea resins in moulding compounds	723 798	2 384 712	2 021 959	7 014 334
3909109000	Other urea resins; thiourea resins	309 467	2 901 361	548 634	3 065 168
3909201000	Melamine resins in moulding compounds	267 609	1 088 599	461 913	1 839 763
3909209000	Other melamine resins, except in moulding compounds	215 123	831 800	721 962	2 337 086
3909301000	Oth amino-resins in moulding compound	631 720	1 888 733	1 301 814	4 098 231
3909309100	Glyoxal monourein resin, except in moulding compounds	118 395	462 016	373 019	1 325 255
3909309900	Oth amino-resins, not glyoxal monourein resin, not in moulding co	1 114 544	3 349 580	2 842 349	8 604 402
3909401000	Phenolic resins in moulding compound oth than phenol formaldeh	527 030	1 878 329	1 303 825	5 617 628
3909409000	Other phenolic resins, not in moulding compounds	682 997	3 462 647	2 421 162	8 743 860
3909500000	Polyurethanes	3 135 211	11 135 504	11 271 579	41 244 902
3910002000	Silicones in dispersions or in solutions	1 034 515	3 147 960	4 077 363	13 210 164
3910009000	Silicones not in dispersions or in solutions	784 725	2 680 765	4 042 436	13 782 826
3911100010	Petroleum,coumarone,indene/ coumarone-indene&polyterpanes i	135 001	799 493	495 641	2 509 229
3911100090	Petroleum,coumarone,indene/ coumarone-indene&polyterpanes r	2 844 451	9 392 704	7 749 893	24 779 208
3911900000	Polysulphides, polysulphones and othproduct specified in Note 3 t	1 036 866	3 448 573	2 854 333	10 725 067
3912110000	Cellulose acetates non-plasticised	2 011	37 836	23 071	132 765
3912120000	Cellulose acetates plasticised	418	37 875	5 581	273 569
3912201100	Water-based semi-finished nitrocellulose; including collodions; noi	0	700	0	6 966
3912201900	Oth cellulose nitrates; including collodions; non plasticised	339 660	1 247 676	895 187	3 499 991
3912310000	Carboxymethylcellulose & its salts	458 937	1 787 746	1 969 585	6 864 613
3912390000	Oth cellulose ethers, not carboxymethylcellulose & its salts	741 658	2 241 980	4 535 392	13 285 518
3912902000	Other cellulose and its chemical derivatives,in the form of granule:	39 543	106 837	169 928	455 201
3912909000	Other cellulose and its chemical derivatives in other form	271 894	881 032	1 787 012	6 236 389
3913100000	Alginic acid, its salts & esters	158 373	476 661	1 106 908	3 398 282
3913901000	Oth natural polymers & its modified;hardened proteins	159	5 259	2 300	113 505
3913902000	Oth natural polymers & its modified;chemical derivatives of natur:	14 615	53 215	326 572	898 589
3913903000	Oth natural polymers & its modified;starch-based polymers	3 100	106 269	29 624	387 610
3913909000	Oth natural polymers & its modified; inother form	284 664	929 150	1 470 005	4 788 392
3914000000	Ion-exchanger base on polymer of heading 39.01 to 39.13, in prim	598 862	1 697 107	1 663 484	5 988 332
3915101000	Waste, parings & scrap, of polymers ofethylene; of non-rigid cellul	990 807	4 316 459	202 060	884 347
3915109000	Waste, parings & scrap, of polymers ofethylene; of rigid cellular pr	728 654	6 115 482	272 430	1 794 534
3915301000	Waste, parings & scrap,polymers of vinyl chloride; non-rigid cellul	35 719	35 719	12 966	12 966
3915900000	Waste, parings & scrap, of other plastic	9 705 704	30 528 076	5 770 764	18 702 910
3916101000	Monofilament of polymers of ethylene	624	4 435	3 596	18 366
3916102000	Rods, sticks & profile shape of polymerof ethylene	21 510	154 812	87 722	659 567
3916201000	Monofilament polymers of vinyl chloride	9 134	117 883	43 699	398 816
3916202000	Rods,sticks & profile shapes of polymerof vinyl chloride	256 591	945 201	416 272	1 631 365
3916904100	Monofilament other plastic of hardenedproteins	1 258	3 141	10 205	46 075
3916904900	Other plastics of hardened proteins	9 944	22 284	34 187	68 894
3916905000	Other plastics of vulcanised fibre	862	1 136	15 444	18 668
3916906000	Other plastics of chemical derivativesof natural rubber	3 548	3 548	11 899	11 899
3916909100	Other monofilament of other plastics	5 757	10 282	20 474	55 529
3916909900	Oth plastic,except monofilament,hardened proteins,vulcanised fib	156 317	485 894	965 677	2 950 133
3917101000	Artificial guts (sausage casings) ofhardened proteins	252	25 669	470	367 001
3917109000	Artificial guts (sausage casings) ofcellulosic materials	142 036	400 504	1 463 976	4 942 020
3917210000	Tubes,pipes & hoses, rigid, of polymersof ethylene	46 741	351 335	250 606	2 027 390
3917220000	Tubes,pipes & hoses, rigid, of polymersof propylene	82 563	315 322	372 913	1 187 815
3917230000	Tubes,pipes & hoses, rigid, of polymersof vinyl chloride	274 604	796 793	503 734	1 438 015
3917290000	Tubes,pipes & hoses, rigid, of polymersof other plastics	358 183	1 616 385	2 164 969	7 310 864

I.3. IM POR M ENURUT KOM ODITI / IM PORT BY HS COM M ODITY

\*\*\* APRIL/ APRIL 2014 \*\*\*

H S	Uraian Komoditi Commodity Description	Berat Bersih / Net Weight (Kg)		Nilai / Value C.I.F (US\$)	
		Bulan ini Current Month	Kumulatif Cum.Jan. to date	Bulan ini Current Month	Kumulatif Cum.Jan. to date
3917310000	Flexible tubes, pipes and hoses having a minimum burst pressure c	63 642	192 471	427 101	1 373 873
3917321000	Sausage/ ham casing,not reinforced orcombined w/ oth material,w	1 150	5 326	28 162	127 643
3917329000	Oth unflexible tube,pipe& hose,not reinforced or combined materi	277 561	1 278 844	2 292 438	9 450 394
3917330000	Oth tube,pipe,not reinforced/ otherwisecombined w/ oth material	28 170	122 626	73 676	378 008
3917390000	Other tubes, pipes and hoses	316 406	1 233 157	1 672 798	4 864 278
3917400000	Fittings of plastics	669 840	2 364 327	3 076 268	10 584 194
3918101100	Tiles of polymers of vinyl chloride	178 499	697 525	160 143	506 755
3918101900	Oth floor covering of polymers of vinylchloride	1 303 270	5 859 632	939 947	4 352 733
3918109000	Wall or ceiling coverings of polymers of vinyl chloride	688 034	2 533 745	658 619	2 412 951
3918901100	Tiles of polyethylene	13 301	13 680	66 445	68 054
3918901300	Oth floor coverings of polyethylene	52 123	252 665	77 367	351 393
3918901900	Other floor coverings of other plastics	105 987	450 400	164 070	808 643
3918909100	Wall or ceiling covering of polyethylene	64 503	578 419	197 727	1 500 006
3918909900	Wall or ceiling coverings of otherplastic	100 168	511 399	522 627	1 568 918
3919101000	Self-adhesive plate, sheet, film, foil, tape& strip, width=<20cm; polymer	188 955	533 630	738 467	2 290 136
3919102000	Self-adhesive plate, sheet, film, foil, tape& strip, width=<20cm; polyet	96 129	448 436	797 103	3 195 120
3919109000	Self-adhesive plate, sheet, film, foil, tape& strip, width=<20cm; oth pl	1 015 943	3 498 883	7 650 562	31 726 295
3919901000	Self-adhesive plate, sheet, film, foil, tape& strip, width>=20cm; polymer	642 828	7 975 694	1 451 082	4 431 261
3919902000	Self-adhesive plate, sheet, film, foil, tape& strip, width>=20cm; of harc	2 087	49 526	22 661	151 740
3919909000	Self-adhesive plate, sheet, film, foil, tape& strip, width>=20cm; oth pl	4 401 965	14 488 680	14 273 632	48 562 816
3920100000	Oth plate, sheet, film, foil& strip, ethylene polymer, non-cellular& not	3 577 897	11 332 789	8 835 598	29 612 676
3920201000	Biaxially Oriented Polypropylene (BOPP)film, of polymers of propyl	2 196 008	8 499 829	4 278 558	16 493 752
3920209000	Oth plate, sheet, film, strip, propylenepolymers, non-cellular& not rei	702 094	2 255 686	2 788 991	9 035 194
3920301000	Polymers of styrene of akind used as anadhesive by melting	18 932	92 610	250 360	1 090 042
3920302000	Acrylonitrile butadiene styrene(ABS)sheet used in the refrigeratoror	13 640	98 517	51 222	467 843
3920309000	Polymer styrene not used as an adhesiveby melting; not ABSsheet	48 250	298 727	570 229	6 811 283
3920430000	Polymers of vinyl chloride tape;weight>=6% of plasticisers	545 971	2 722 123	1 227 899	5 953 964
3920490000	Polymers of vinyl chloride tape;weight<6% of plasticisers	1 895 496	6 992 461	3 438 904	12 468 730
3920510000	Acrylic polymers ofpoly(methyl methacrylate)	40 640	191 484	108 290	425 837
3920590000	Other acrylic polymer exceptpoly(methyl methacrylate)	64 604	496 831	136 418	630 594
3920611000	Plates& sheets of polycarbonates	140 146	681 178	351 073	1 543 454
3920619000	Polycarbonates except plates and sheetsform	241 016	803 920	1 163 070	3 892 760
3920620000	Poly(ethylene terephthalate)	3 442 543	9 929 441	7 259 312	21 061 976
3920630000	Unsaturated polyesters	21 434	92 147	51 098	251 507
3920690000	Oth polyester, not polycarbonate, poly(ethylene terephthalate)& ur	681 983	3 212 968	3 080 070	10 728 332
3920711000	Cellophane film	245 700	655 721	1 268 060	3 342 890
3920719000	Other regenerated cellulose, exceptcellophane film	1 883	25 091	15 827	131 052
3920730000	Cellulose acetate or its chemicalderivatives	151	3 864	907	11 869
3920799000	Other cellulose derivatives, exceptnitrocellulose	1 556	1 558	2 629	3 155
3920911000	Film of poly(vinyl butyral) in safetyglass, thickness 0.38~0.76mm w	136 089	585 940	832 952	3 961 871
3920919000	Other poly(vinyl butyral)	74 123	242 248	322 176	1 105 571
3920921000	Plate, sheet, foil & strip of polyamides-6	61 947	132 006	374 315	897 119
3920929000	Other plate, sheet, foil & strip of polyamides, except polyamides-6	267 378	784 667	1 068 583	3 074 317
3920930000	Plate, sheet, foil & strip of amino-resins	4 408	34 074	31 829	184 827
3920941000	Phenol formaldehyde (bakelite) sheets	77 829	104 357	192 894	313 582
3920949000	Oth plate, sheet, foil & strip of phenolic resins, except phenol forma	253 718	610 776	244 837	534 144
3920991000	Oth plate, sheet, foil& strip; oth plastic; hardened proteine/chemical	39 726	106 638	131 304	468 277
3920999000	Oth plate, sheet, foil& strip; oth plastic; not hardened proteine/ chem	470 300	4 807 055	1 023 702	4 218 388
3921112000	Plates, sheets, film, foil& strip, cellular, of polymers of styrene; rigid	3 436	6 046	18 992	34 957
3921119000	Plates, sheets, film, foil& strip, cellular, of polymers of styrene; not ri	82 860	221 210	295 375	1 327 121
3921120000	Plates, sheets, film, foil& strip, cellular, of polymers of vinyl chloride	3 075 304	9 909 937	3 090 791	10 803 091
3921131000	Plates, sheets, film, foil& strip, cellular, of polyurethanes; rigid	12 839	91 560	195 620	1 018 408
3921139000	Plates, sheets, film, foil& strip, cellular, of polyurethanes; not rigid	291 556	1 176 543	3 738 575	8 306 931
3921149000	Plates, sheets, film, foil& strip, cellular, of regenerated cellulose; not	20 263	36 390	140 080	219 064
3921192000	Plates, sheets, film, foil& strip, cellular, of other plastics; rigid	33 670	143 152	422 938	1 180 746
3921199000	Plates, sheets, film, foil& strip, cellular, of other plastics; not rigid	3 269 365	8 902 421	4 031 976	11 600 598
3921901000	Plates, sheets, film, foil& strip, ofvulcanised fibre	416 594	593 224	654 089	1 074 823
3921902000	Plates, sheets, film, foil& strip, ofhardened proteins	412 244	2 939 400	1 317 256	6 031 997
3921903000	Plates, sheets, film, foil& strip, ofchemical derivatives of natural rubt	2 145	6 061	14 773	38 409
3921909000	Other plates, sheets, film, foil& strip, ofplastics	6 077 906	20 560 858	10 901 901	36 140 581
3922101000	Baths	30 996	154 048	194 013	972 757
3922109000	Shower-baths, sinks & washbasins	98 498	342 775	481 316	2 135 455
3922200000	Lavatory seats and covers	139 257	364 525	691 110	1 678 030
3922901100	Parts of flushing cisterns, of plastics	12 017	79 512	126 540	629 648
3922901200	Flushing cisterns equipped with theirmechanisms	42 070	98 860	249 419	565 511
3922901900	Other lavatory pans, flushing cisterns & urinals	38 474	121 577	164 265	474 907

I.3. IM POR M ENURUT KOM ODITI / IM PORT BY HS COM M ODITY

\*\*\* APRIL/ APRIL 2014 \*\*\*

H S	Uraian Komoditi Commodity Description	Berat Bersih / Net Weight (Kg)		Nilai / Value C.I.F (US\$)	
		Bulan ini Current Month	Kumulatif Cum. Jan. to date	Bulan ini Current Month	Kumulatif Cum. Jan. to date
3922909000	Similar sanitary ware, of plastics	97 978	348 785	296 013	1 166 114
3923101000	Film, tape and optical disc cases	40 742	130 562	389 907	1 088 649
3923109000	Other boxes,cases, cratesand similararticles	2 878 820	9 586 973	7 728 244	25 415 312
3923211100	Aseptic bag reinforced w/ alum foil;width>=315mm;length>=410m	29 501	55 771	536 257	1 105 629
3923211900	Aseptic bag reinforced w/ alum foil;width<315mm;length<410mm	406 691	1 469 837	1 303 979	4 143 054
3923219100	Aseptic bag not reinforced w/ alum foil;width>=315mm;length>=4	9 998	44 311	57 649	215 150
3923219900	Aseptic bag not reinforced w/ alum foil;width<315mm;length<410	897 835	3 136 729	3 418 171	12 627 198
3923291000	Aseptic bag not reinforced w/ alum foil;width>=315mm;length>=4	13 009	63 390	155 053	613 593
3923299000	Aseptic bag not reinforced w/ alum foil;width<315mm;length<410	1 023 976	2 915 201	4 865 527	14 244 775
3923302000	Multilayer fibreglass reinforced fuelcontainer	49 687	325 264	442 197	2 520 058
3923309000	Other carboys, bottles, flasks & similar article	1 053 824	3 671 691	4 181 480	13 745 053
3923401000	Spool,bobbin&similar support;uitablefor machines heading 84.44	47 691	259 530	285 784	1 402 947
3923409000	Other spool,cop,bobbin & similar support	77 315	374 425	908 956	3 296 430
3923500000	Stoppers, lids, caps and other closures	1 066 793	3 853 467	6 671 036	22 574 633
3923901000	Toothpaste tubes container, of plastic	1 122	9 957	33 180	127 654
3923909000	Oth articles for the conveyance/packinggoods of plastics	1 453 329	6 493 590	5 067 655	21 452 257
3924100010	Tableware & kitchenware of melamine	70 323	194 210	84 427	348 786
3924100090	Tableware & kitchenware except frommelamine	143 908	307 747	311 950	1 616 687
3924901000	Bed pans, urinals (portable type) & chamber pots;of plastics	27 309	133 324	113 779	529 869
3924909000	Other household articles&hygienic/ toilet articles, of plastics	2 156 308	6 155 113	8 618 684	24 671 817
3925100000	Reservoirs,tanks,vats & similar contain. capacity <= 300 litres	9 951	19 909	5 144	81 409
3925200000	Doors, windows & their frames & th threshold for doors	206 417	711 634	500 933	1 368 142
3925300000	Shutters,blind (include Venetian blinds) and similar articles and pa	65 236	248 508	233 678	650 814
3925900000	Oth builder ware plastic,not elsewherespecified or included	421 608	1 322 390	1 043 331	3 226 515
3926100000	Office or school supplies of plastics	588 253	1 791 933	1 085 871	3 488 927
3926206000	Articles of apparel used for protectionfrom chemical,radiation/ fire	179 259	221 395	455 753	910 740
3926209000	Oth articles of apparel&clothingaccessories;of plastics	600 115	2 548 077	4 337 577	15 135 989
3926300000	Fittings for furniture, coachwork or the like	120 822	629 918	705 225	2 758 332
3926400000	Statuettes & other ornamental articles	120 431	457 736	448 308	1 628 726
3926901000	Floats for fishing nets, of plastics	42 965	237 882	145 555	716 506
3926902000	Fan & handscreen, frames & handles andparts	62 343	168 244	159 014	423 267
3926903200	Plastic moulds with denture imprints	149	150	206	207
3926903900	Oth hygienic,medical & surgical articles; of plastics	470 093	1 827 474	3 728 167	14 695 819
3926904100	Police shields, of plastics	35	74	3 012	5 005
3926904200	Protective mask for use in welding & similar works	29 976	87 785	179 017	754 655
3926904400	Life saving cushions for the protectionof persons falling from hegh	3 742	4 698	11 734	14 081
3926904900	Other safety and protective devices	242 274	522 121	3 353 814	7 443 142
3926905300	Transmission or conveyor belts or beltin	25 789	182 730	300 207	1 902 145
3926905500	Plastic J-hooks or bunch blocks fordetonators	18 247	62 501	90 452	287 264
3926905900	Other industrial articles, of plastics	1 204 106	3 890 411	14 516 754	53 651 142
3926906000	Poultry feeders	0	22 031	0	35 224
3926907000	Padding for articles of apparel orclothing accessories	215 019	843 678	933 925	3 476 977
3926908100	Shoe lasts	47 341	188 327	681 377	2 580 971
3926908200	Prayer beads	2 616	3 667	6 998	8 124
3926908900	Cards for jewellery/ small objects ofpersonal adornment	261 519	778 971	1 612 671	4 542 709
3926909100	Other articles of plastics & othermaterial of kind used for grain sto	58 772	177 485	265 124	989 726
3926909200	Empty capsules of a kind suitable forpharmaceutical use	133	2 776	2 324	70 419
3926909900	Other articles of plastics and othermaterial	2 651 726	9 414 495	11 311 181	44 072 103
4001101100	Centrifuge concentrat,containing ammonia >= 0.5%;natural rubber	1 730 600	6 574 194	2 886 246	10 108 656
4001101900	Natural rubber latex,containing ammonia>= 0.5%;in other forms	25	18 544	291	43 102
4001102900	Natural rubber latex,containing ammonia< 0.5%;in other forms	0	184 931	0	266 380
4001211000	Natural rubber in smoked sheets, RSSGrade 1	175	175	960	960
4001213000	Natural rubber in smoked sheets, RSSGrade 3	40 295	123 608	13 010	127 882
4001219000	Natural rubber in other forms	17 500	120 249	30 125	71 931
4001221000	Technically Specified Natural Rubber(TSNR) 10	0	210 000	0	412 335
4001223000	Technically Specified Natural Rubber(TSNR) L	15 160	69 996	2 764 251	2 987 976
4001224000	Technically Specified Natural Rubber(TSNR) CV	19 200	19 200	51 456	51 456
4001229000	Other Technically Specified NaturalRubber (TSNR)	420 674	1 234 807	931 340	2 840 110
4001292000	Latex crepes	628	1 518	9 014	23 833
4001297000	Skim rubber	19 201	59 201	33 603	161 203
4001299900	Other natural rubber in other forms	39 456	78 901	87 086	176 796
4001309900	Other balata,gutta-percha,guayule,chicle similar natural gums, in c	32 555	68 890	106 180	235 220
4002110000	Styrene-butadiene rubber,Carboxilatedstyrene-butadiene rubber;i	894 390	3 063 487	1 212 145	4 847 762
4002191000	SBR,XSBR;in primary forms/ in vulcanised,uncompound plates,shee	5 357 396	17 366 289	12 227 901	39 239 922
4002199000	Styrene-butadiene rubber,Carboxilatedstyrene-butadiene rubber;i	5 958 465	26 417 867	12 290 719	53 623 041
4002201000	Butadiene rubber (BR), in primary forms	3 053 717	10 247 846	7 043 027	22 694 839

I.3. IM POR M ENURUT KOM ODITI / IM PORT BY HS COM M ODITY

\*\*\* APRIL/ APRIL 2014 \*\*\*

H S	Uraian Komoditi Commodity Description	Berat Bersih / Net Weight (Kg)		Nilai / Value C.I.F (US\$)	
		Bulan ini Current Month	Kumulatif Cum. Jan. to date	Bulan ini Current Month	Kumulatif Cum. Jan. to date
4002209000	Butadiene rubber (BR), in other forms	4 868 666	17 563 643	10 926 272	38 553 590
4002311000	Isobutene-isoprene rubber,unvulcanised,uncompound plates,shee	795 484	2 538 020	2 614 910	9 054 730
4002319000	Isobutene-isoprene (butyl) rubber (IIR), in other process	523 215	1 537 449	1 653 946	5 287 329
4002391000	Halo-isobutane-isoprene rubber,unvulcanised,uncompound plate,	119 049	367 427	479 928	1 543 019
4002399000	Halo-isobutane-isoprene (butyl) rubber (CIIR/BIIR), in other proces	657 152	3 068 825	2 938 197	14 049 310
4002410000	Chloroprene (chlorobutadiene) rubber(CR), in latex form	303 098	1 584 871	715 396	2 927 559
4002491000	Chloroprene (chlorobutadiene) rubber(CR), in primary form	210 050	841 539	962 588	3 793 186
4002499000	Chloroprene (chlorobutadiene) rubber(CR) in other form	432 970	1 415 738	1 822 241	6 077 708
4002510000	Acrylonitrile-butadiene rubber (NBR), in latex form	841 351	4 906 453	1 462 342	7 423 384
4002591000	Acrylonitrile-butadiene rubber (NBR), in primary form	164 106	440 453	466 058	1 354 999
4002599000	Acrylonitrile-butadiene rubber (NBR), in other form	389 711	1 573 896	1 170 624	4 804 789
4002601000	Isoprene rubber (IR) in primary forms	117 045	318 396	285 817	826 543
4002609000	Isoprene rubber (IR) in other forms	159 755	506 619	316 544	1 165 003
4002701000	Ethylene-propylene-non-conjugated dienerubber (EPDM), in primar	485 859	1 249 308	1 344 214	4 015 266
4002709000	Ethylene-propylene-non-conjugated dienerubber (EPDM), in other	718 179	2 219 678	2 242 676	6 905 114
4002801000	Mixture of natural rubber latex withsyntetic rubber latex	128 998	454 087	306 515	1 059 461
4002809000	Other mixtures of any product of heading 40.01 with any product o	56 149	226 648	183 947	776 372
4002910000	Oth synthetic rubber & factice derivedfrom oils, in latex forms	1 047 416	3 546 428	1 164 792	3 792 255
4002992000	Oth synt rubber&factice derived from oil ;primary form,unvulcanis	21 770	96 042	203 441	896 591
4002999000	Oth synthetic rubber & factice derivedfrom oils in other form	401 135	1 251 924	1 151 330	3 898 917
4003000000	Reclaimed rubber in primary formsoar inplates, sheets or strips	2 072 733	6 437 031	1 523 637	4 834 832
4004000000	Waste,paring&rubber scrap (oth hardrubber)& powder&granule ot	676 804	1 942 103	372 781	1 130 869
4005101000	Compounded of natural gums with carbonblack/ silica,unvulcanise	89 698	209 318	387 618	953 485
4005109000	Compounded other rubber with carbonblack/ silica,unvulcanised,ir	450 374	1 428 851	2 837 817	8 020 774
4005200000	Solutions; dispersions oth than those of subheading 4005.10	78 746	360 500	187 775	571 234
4005911000	Natural gums,in plates, sheets, & strip	4 004	14 851	24 899	139 973
4005919000	Other compounded rubber,unvulcanised,inplates, sheets, & strip	288 207	1 534 967	1 109 590	5 731 077
4005991000	Other compounded rubber,unvulcanised,inlatex form	727	4 841	6 324	28 608
4005999000	Other compounded rubber,unvulcanised,inother form	294 095	1 042 078	638 814	1 741 400
4006100000	"camel-back" strip for retreading rubber tyres, unvulcanised	79 094	383 465	100 914	574 150
4006901000	Natural gums; unvulcanised	8 424	16 886	18 082	27 600
4006909000	Oth forms & articles of unvulcanisedrubbers	58 352	219 104	299 223	2 102 552
4007000000	Vulcanised rubber thread & cord.	578 062	2 355 228	1 794 473	6 527 834
4008111000	Plates,sheet&strip of cell. rubber;thick<=5mm;lined w/ one side te	12 223	35 517	59 286	178 262
4008112000	Floor tiles and wall tiles of cellularrubber	16 858	28 505	27 831	54 023
4008119000	Other plates, sheets & strip of cellular rubber	208 973	674 083	911 350	2 920 116
4008190000	Other forms of cellular rubber	35 192	202 753	200 864	1 311 302
4008211000	Plate,sheet&strip non-cell. rubber;thick<=5mm;lined w/ one side t	19 071	64 559	980 531	3 265 278
4008212000	Floor tiles and wall tiles of non-cellular rubber	548	1 206	6 543	16 644
4008219000	Other plates, sheets, & strip ofnon-cellular rubber	127 690	384 912	671 000	1 814 098
4008290000	Other forms of non-cellular rubber	55 610	197 201	455 641	1 219 158
4009110000	Tube,pipe & hose,not reinforced/ combined w/ oth material witho	135 689	578 056	859 585	2 917 561
4009121000	Mining slurry suction&discharge hose,not reinforce/ combine w/ o	4 715	7 013	67 784	186 607
4009129000	Oth tubes,pipes & hoses, not reinforced/combined w/ oth mtrl wit	13 005	56 605	175 083	694 022
4009211000	Mining slurry suction&discharge hose,reinforce/ combine w/ oth r	26	3 510	4 394	16 720
4009219000	Oth tube,pipe & hose,reinforced/ combined w/ oth materials w/o f	216 943	820 667	2 082 917	7 140 196
4009221000	Mining slurry suction&discharge hose,reinforce/ combine w/ oth r	48 956	76 164	114 056	177 617
4009229000	Oth tube,pipe & hose,reinforced/ combined w/ oth materials w/ fit	73 305	291 294	600 014	2 364 110
4009311000	Mining slurry suction&discharge hose,reinforce/ combine w/ textil	18 619	46 295	65 995	240 204
4009319100	Fuel hoses,header hoses& water hoses,used on motor vehicles	205 521	804 081	3 300 726	12 390 688
4009319910	Rubber hose for gas stove, withoutfittings	18	49 408	36	81 158
4009319990	Oth tube,pipe&discharge hose,reinforced/ combined w/ textile, wi	51 177	305 037	585 104	2 239 226
4009321000	Mining slurry suction&discharge hose,reinforce/ combine w/ textil	10	58	3 068	8 886
4009329010	Rubber hose for gas stove, with fittings	284	3 384	1 387	7 162
4009329090	Oth tube,pipe&discharge hose,reinforced/ combined w/ textile, wi	46 043	156 454	738 859	2 276 025
4009410000	Mining slurry suction&discharge hose,reinforce/ combine w/ oth r	309 639	1 091 435	1 605 916	5 571 954
4009421000	Mining slurry suction&discharge hose,reinforce/ combine w/ oth r	4 140	12 103	30 767	81 880
4009429000	Oth tube,pipe & hose,reinforced/ combined w/ oth material, with f	280 866	1 132 557	4 997 574	15 980 889
4010110000	Conveyor belts/belting,reinforced withmetal	104 129	189 548	549 388	1 293 771
4010120000	Conveyor belts/belting,reinforced withtextile material	590 422	1 716 494	1 073 748	3 920 437
4010190000	Other conveyor belts/belting, reinforced with other material	503 628	1 721 809	3 181 849	12 839 068
4010310000	V-belts,V-ribbes of an outside circumference >60cm and <=180cm	34 487	102 390	756 961	2 051 542
4010320000	V-belts,oth than v-ribbed, of an outside circumference>60cm and	3 325	28 999	41 011	277 873
4010330000	V-belts,V-ribbed,of an outside circumference>180cm and <=240cm	2 681	4 796	33 415	89 173
4010340000	V-belts,oth than v-ribbed, of an outside circumference>180cm anc	470	12 859	14 572	164 399
4010350000	Endless synchronous belt,of an outsidecircumference>60cm and <	154	1 809	7 587	60 898

I.3. IM POR M ENURUT KOM ODITI / IM PORT BY HS COM M ODITY

\*\*\* APRIL/ APRIL 2014 \*\*\*

H S	Uraian Komoditi Commodity Description	Berat Bersih / Net Weight (Kg)		Nilai / Value C.I.F (US\$)	
		Bulan ini Current Month	Kumulatif Cum. Jan. to date	Bulan ini Current Month	Kumulatif Cum. Jan. to date
4010360000	Endless synchronous belt,of an outside circumference>150cm and	1	3 219	8	25 490
4010390000	Oth transmission belts/belting	225 089	739 191	2 420 795	8 266 733
4011100000	New pneumatic tyres,of rubber of a kind used on motor cars	2 700 861	8 214 985	5 750 492	16 627 635
4011201000	New pneumatic tyre,of rubber used on buses/lorries, width<450mm	6 333 277	17 458 956	16 263 197	40 810 224
4011209000	New pneumatic tyre,of rubber used on buses/lorries, width>=450mm	154 277	166 268	479 983	567 408
4011300000	New pneumatic tyres,of rubber of a kind used on aircraft	118 092	289 257	1 891 390	4 532 454
4011400000	New pneumatic tyres,of rubber of a kind used on motorcycles	91 316	402 817	425 496	1 707 509
4011500000	New pneumatic tyres,of rubber of a kind used on bicycles	408 097	1 336 130	450 240	1 346 235
4011611000	New pneumatic tyres,of rubber used on agricultural/forestry tractor	40 358	273 327	152 720	854 088
4011619000	New pneumatic tyres,of rubber used on agricultural/forestry vehicle	186 749	516 879	546 167	1 568 333
4011621000	New pneumatic tyres,of rubber, rim size <61 cm, used on tractors	16 206	45 917	67 608	189 091
4011629000	New pneumatic tyres,of rubber, rim size <61 cm, used on const/ind	36 437	128 093	54 861	268 715
4011631000	New pneumatic tyre,of rubber,rim size >=61cm, used on tractors	0	3 505	0	28 529
4011639000	New pneumatic tyre,of rubber,rim size >=61cm, used on const/ind	10 371	28 685	65 930	93 835
4011690000	New pneumatic tyre,of rubber, used for oth purpose	18 079	54 965	108 889	418 036
4011921000	Oth new pneumatic tyre,of rubber,used on agricul./forestry tractor	22 113	45 695	47 266	144 090
4011929000	Oth new pneumatic tyre,of rubber,used on agricul./forestry vehicle	3 421	14 668	28 829	38 389
4011931000	Oth new pneumatic tyre,of rubber,rim size <61 cm, used on tractor	275 509	1 349 497	536 489	2 228 659
4011939000	Oth new pneumatic tyre,of rubber,rim size <61 cm, used on const/i	235 458	745 769	938 654	4 017 934
4011941000	Oth new pneumatic tyre, rubber,rim size >=61cm, used on mach of h	629 236	3 534 302	5 491 220	30 561 499
4011942000	Oth new pneumatic tyre, rubber,rim size >=61cm, used on tractor, fo	0	5 326	0	44 782
4011949000	Oth new pneumatic tyre,of rubber,rim size >=61cm, used for oth. p	2 127 191	5 404 325	13 815 058	35 950 900
4011991000	Oth new pneumatic tyre,of rubber, used on vehicles of chap.87	295 531	1 655 180	1 609 658	11 901 002
4011992000	Oth new pneumatic tyre,of rubber, used on mach of heading 84.29	29 780	68 636	132 120	235 132
4011999000	Oth new pneumatic tyre,of rubber, used for oth, width<450mm	50 865	151 957	447 831	1 432 254
4012110000	Retreaded tyres,used on motor cars	4 773	5 486	2 620	3 123
4012129000	Retreaded tyres,used on buses/lorries,width>=450mm	52	43 063	40	67 690
4012130000	Retreaded tyres,used on aircraft	4 489	24 610	21 841	165 310
4012191000	Retreaded tyres,used on motorcycles	322	1 600	1 896	9 078
4012192000	Retreaded tyres,used on bicycles	2 972	3 603	6 736	8 176
4012199000	Retreaded tyres,used for oth purposed	179 716	358 289	193 376	402 518
4012901400	Solid tyres,external diameter >250 mm,width<450mm	1 811	65 555	14 895	281 651
4012901500	Solid tyres,external dia.>250,width> 450mm,used on vehicle of ch	29 100	37 338	149 501	185 657
4012901600	Oth solid tyres,external diameter>250mm,of a width>450mm	265	913	3 651	6 174
4012901900	Oth solid tyres,external diameter<250mm,of a width>450mm	60 278	235 233	234 206	809 280
4012902100	Cushion tyres, of a width not exceeding 450mm	47	17 430	3 938	69 373
4012902200	Cushion tyres, of a width exceeding 450mm	9 040	9 040	23 840	23 840
4012907000	Replaceable tyre treads, width<450mm	145 534	453 025	435 317	1 373 450
4012908000	Tyre flaps	48 556	180 920	80 942	249 527
4012909000	Oth retreaded/used pneumatic,solid/cushion tyres, of rubber	74 604	162 610	121 843	343 704
4013101100	Inner tubes,of rubber,used on motor car width tyres<450mm	109 429	651 016	74 927	654 725
4013101900	Inner tubes,of rubber,used on motor car width tyres>450mm	3 081	55 336	5 981	41 001
4013102100	Inner tubes,of rubber,used on bus/lorri width tyres<450mm	31 408	99 905	99 908	359 731
4013102900	Inner tubes,of rubber,used on bus/lorri width tyres>450mm	33 846	43 879	93 558	132 168
4013200000	Inner tubes,of rubber,used on bicycles	97 540	407 471	168 433	498 031
4013901100	Inner tube,of rubber,used on heading 84.29/84.30;width tyres<450	5 355	13 230	15 502	42 083
4013901900	Inner tube,of rubber,used on heading 84.29/84.30;width tyres>450	0	795	0	890
4013902000	Inner tube,of rubber,used on motorcycle	62	25 062	993	45 545
4013903100	Inner tube,of rubber,used on oth vehicle of chap.87, width tyres<4	21 850	22 699	16 187	20 255
4013903900	Inner tube,of rubber,used on oth vehicle of chap.87, width tyres>4	10 818	39 088	5 688	61 692
4013904000	Inner tube,of rubber,used on aircraft	9 206	18 605	33 500	68 235
4013909100	Oth inner tube,of rubber,suitable for fitting to tyres of width<450mm	13 544	55 669	21 558	86 869
4013909900	Oth inner tube,of rubber,suitable for fitting to tyres of width>450mm	47 316	243 497	22 211	275 089
4014100000	Sheath contraceptives	64 178	296 459	667 701	3 290 647
4014901000	Teats for feeding bottles & similar articles	9 946	45 145	159 609	601 606
4014904000	Stoppers for pharmaceutical use	31 890	162 851	784 789	3 305 972
4014909000	Oth hygienic/pharmaceutical articles,of vulcanised rubber	17 467	75 481	237 871	898 226
4015110000	Gloves, mittens & mitts, for surgical	124 130	358 138	833 646	2 064 928
4015190000	Gloves, mittens & mitts, for other purposed	137 700	383 920	860 374	2 363 508
4015901000	Lead aprons	150	2 903	2 041	3 902
4015902000	Divers' suits(wet suit)	0	2 120	0	4 542
4015909000	Oth article of apparel, clothing access for all purposed	121 335	202 076	273 602	903 802
4016101000	Padding for articles of apparel or clothing accessories	16 915	43 733	193 277	525 248
4016109000	Oth articles of vulcanised rubber other of cellular rubber	109 697	289 018	772 612	2 254 469
4016911000	Mats	148 735	370 299	327 642	756 736
4016912000	Tiles	105	4 468	776	13 431

**I.3. IM POR M ENURUT KOM ODITI / IM PORT BY HS COM M ODITY**  
**\*\*\* APRIL/ APRIL 2014 \*\*\***

H S	Uraian Komoditi Commodity Description	Berat Bersih / Net Weight (Kg)		Nilai / Value C.I.F (US\$)	
		Bulan ini Current Month	Kumulatif Cum. Jan. to date	Bulan ini Current Month	Kumulatif Cum. Jan. to date
4016919000	Oth floor coverings	288 924	731 605	424 517	1 238 318
4016921000	Eraser tips	100 440	506 824	164 980	1 216 762
4016929000	Other erasers	39 429	207 321	436 092	907 357
4016931000	Gasket,washer& seal used to insulate the terminal lead of electroly	34 616	92 408	645 017	2 140 869
4016932000	Gasket&O-ring, used on motor vehicle of heading 87.02,87.03,87.0	186 116	695 988	3 711 453	15 259 857
4016939000	Oth gaskets, washers & oth seals	377 890	1 464 983	6 456 370	23 587 004
4016940000	Boat/dock fenders,whether/not inflatable	39 373	488 870	170 740	2 257 136
4016950000	Oth articles of vulcanised rubber,inflatable	167 306	698 145	786 058	2 829 805
4016991300	Weatherstripping,used on motor vehicle of heading 87.02,87.03/8	66 400	573 335	791 929	5 662 517
4016991400	Oth article of vulcanised rubber,for vehicle of heading 87.02-87.05	292 242	1 028 361	3 945 478	13 390 531
4016991500	Oth article of vulcanised rubber,for vehicles 87.09,87.13,87.15&87	9 412	34 563	128 747	465 352
4016991600	Bicycle mudguards	0	805	0	1 378
4016991700	Bicycle parts	17 118	29 859	111 805	205 791
4016991800	Other bicycle accessories	102	5 855	111	1 621
4016991900	Oth parts & access for vehicle of rubber of chapter 87	72 292	188 638	797 335	2 002 997
4016992000	Parts & access of rotocutes of heading 88.04	13 643	33 766	166 309	367 768
4016993000	Rubber bands	78 850	249 975	479 038	1 764 881
4016994000	Wall tiles	23 698	139 363	101 035	417 858
4016995100	Rubber rollers	127 004	393 659	819 765	2 430 398
4016995200	Tyre moulds bladders	33 270	116 670	631 076	2 244 150
4016995300	Electrical insulators hoods	9	161	43 962	57 751
4016995400	Rubber grommets & rubber cover for automotive wiring harnesses	109 068	410 017	2 275 680	8 211 996
4016995900	Oth article,used in machinery/mechanical/electrical appliances/fo	169 930	522 228	2 335 874	13 336 233
4016996000	Rail pad, of rubber	418	6 559	47 340	234 070
4016997000	Structural bearings including bridge bearings, oth than rail p	21 426	39 096	385 111	867 236
4016999100	Table coverings	462	7 750	12 826	56 939
4016999900	Oth articles of vulcanised rubber for oth purposed	221 326	1 223 045	2 250 792	10 132 879
4017001000	Floor tiles& wall tiles	13 911	21 205	67 836	199 762
4017002000	Other articles of hard rubber	15 918	651 080	337 923	1 137 087
4017009000	Other hard rubber in all form,includewaste & scrap, articles of har	28 635	123 732	389 112	1 272 218
4101201000	Hide&skin,weight/skin<8kg(simply dried),10kg(dry-salt),16kg(fresh	1 089 684	2 866 339	836 687	2 147 305
4101209000	Hide&skin,weight/skin<8kg(simply dry),10kg(dry-salt),16kg(fresh),	178	178	9 403	9 403
4101501000	Whole hide & skin,of a weight >16 kg,pre-tanned	15 273	150 315	22 910	318 155
4101909000	Oth hide&skin,inc butt,weight/skin<8kg(simply dry),10kg(dry-salt).	272 606	1 063 697	217 203	856 872
4102100000	Raw skins of sheep/lambs with wool on	55 500	202 575	43 480	168 670
4102210000	Raw skins of sheep/lambs without wool on , pickled	0	10 400	0	107 654
4103201000	Raw hide & skin of reptiles,pre-tanned	0	779	0	13 684
4103300000	Raw hide & skin of swine	0	2	0	95
4103900000	Raw hide & skin of oth animal	94 870	365 928	75 896	277 376
4104110010	Bovine leather, vegetable pre-tanned,full grain,unsplit in the wet	0	41 930	0	126 306
4104110090	Oth tanned/crust hide&skin of bovine,full grain,unsplit in the wet :	707 652	3 103 033	1 481 552	6 322 783
4104190000	Oth tanned/crust hide&skin of bovine,not full grain,unsplit in the v	625 300	2 156 958	2 982 176	14 279 389
4104410000	Crust vegetable(semi-tanned) hide&skin,full grain,unsplit;in the dr	253 558	690 150	4 097 071	10 727 153
4104490000	Oth crust vegetable(semi-tanned) hide&skin,full grain,unsplit;in th	519 385	1 706 184	9 589 201	28 400 243
4105100000	Tanned/crust sheep/lamb skin,w/o wool on/hair on,in the wet sta	56 502	267 590	643 895	2 505 706
4105300000	Tanned/crust sheep/lamb skin,w/o wool on/hair on,in dry state	901	6 637	72 837	466 635
4106220000	Tanned/crust goat/kid hide&skin,w/o wool on/hair on,in the dry s	0	156	0	6 993
4106320000	Tanned/crust hide & skin of swine,w/owool on/hair on,in the dry s	0	322	0	10 101
4106402000	Tanned/crust hide & skin of reptiles,w/o wool on/hair on,in the dr	0	16	0	1 896
4106910000	Oth tanned/crust hide&skin of oth animal,w/o wool on/hair on,in	0	26 682	0	89 546
4106920000	Oth tanned/crust hide&skin of oth animal,w/o wool on/hair on,in	650	2 753	59 418	284 344
4107110000	Whole hide&skin,full grains,unsplit ofbovine/equine animals,w/o t	56 366	173 241	1 468 748	4 998 950
4107120000	Whole hide&skin,grains splits of bovine/equine animals,w/o hair o	31 681	56 912	598 669	1 052 574
4107190000	Oth whole hide&skin of bovine/ equine animals, in oth form	383 160	1 260 391	9 036 102	28 628 009
4107910000	Oth whole hide&skin,including side ofbovine/equine animals,full g	42 127	84 085	1 421 005	2 760 801
4107920000	Oth whole hide&skin,including side ofbovine/equine animals, grair	153 467	533 740	3 743 952	12 754 743
4107990000	Oth whole hide & skin,including side,ofbovine/ equine animals, in c	758 201	2 408 785	9 391 884	30 307 307
4112000000	Leather further prep. after tanning/crust,oth than leather of headi	46 177	143 703	1 177 837	3 045 308
4113100000	Leather further prepared after tanning/crusting, of goats or kids	17 553	85 456	608 557	2 817 983
4113200000	Leather further prepared after tanning/crusting, of swine	58 361	139 210	1 301 881	2 857 018
4113300000	Leather further prepared after tanning/crusting, of reptiles	0	1 463	0	16 346
4113900000	Leather further prepared after tanning/crusting, of oth animals	34 015	65 118	161 179	816 739
4114100000	Chamois (including combination chamois)leather	0	8 624	0	16 397
4114200000	Patent leather&patent laminated leather, metalised leather	57 330	229 065	1 098 081	3 242 713
4115100000	Composition leather with base of leather/leather fibre,in slabs,sh	4 492	48 897	135 843	890 602
4201000000	Saddlery & harness for any animal of any materials	6	994	145	2 813

I.3. IM POR M ENURUT KOM ODITI / IM PORT BY HS COM M ODITY

\*\*\* APRIL/ APRIL 2014 \*\*\*

H S	Uraian Komoditi Commodity Description	Berat Bersih / Net Weight (Kg)		Nilai / Value C.I.F (US\$)	
		Bulan ini Current Month	Kumulatif Cum. Jan. to date	Bulan ini Current Month	Kumulatif Cum. Jan. to date
4202110010	Travel goods w/ max dimension of h x w x l = 56cm x 45cm x 25cm	16	1 419	4 925	25 713
4202110090	Trunk,suit,vanity,executive,brief-caseswith outer surface of leathe	178 065	457 601	1 642 621	3 633 944
4202121100	School satchel with outer surface ofvulcanised fibre	2	74 483	5	438 388
4202121900	School satchel with outer surface ofplastics/textile materials	71 784	285 388	439 418	1 284 884
4202129100	Trunk,suit,vanity,executive,brief-casesw/ out surface of vulcanisec	288	6 194	8 160	97 455
4202129900	Trunk,suit,vanity,executive,brief-casesw/ out surface of plastics/te	634 028	2 168 135	2 889 383	9 460 757
4202192000	School satchel,trunk,suit,vanity,brief,w/ outer surface of paperboe	1 485	3 705	26 381	71 775
4202199000	School satchel,trunk,suit,vanity,brief,w/ outer surface of plastic/te	121 121	361 601	423 748	1 350 471
4202210000	Hand bag with outer surface of leatheror of patent leather	4 192	23 934	1 146 547	4 211 546
4202220000	Hand bag with outer surface of plasticsheeting or of textile materi	376 197	981 273	2 849 845	8 760 109
4202290000	Hand bag with other outer surface	726 964	2 585 712	3 420 793	11 638 255
4202310000	Artcl in pocket/hand bag with outersurface of leather or of patent	10 686	48 180	210 307	1 021 678
4202320000	Artcl in pocket/hand bag with outer surface of plastics or of textile	105 436	439 637	401 149	2 994 092
4202391000	Article of kind normally carried pocketor in handbag with outer srf	6 622	10 777	42 236	64 285
4202393000	Article of kind normally carried pocketor in handbag w/ outer srfc	0	88	0	653
4202399000	Article of kind normally carried pocketor in handbag with outer srf	39 416	117 644	159 945	561 558
4202911100	Sport bags,with outer surface of leather composition leather/of pa	0	45	0	9 870
4202911900	Oth Sport bags,with outer surface oflthr composition leather/of pa	362	963	46 590	66 454
4202919000	Oth artcls with outer surface of leather or of patent leather	41 600	161 101	264 639	849 746
4202921000	Toiletry bags with outer surface ofplastic or of textile materials	581	7 332	10 290	49 756
4202922000	Bowling bags with outer surface ofplastic or of textile materials	6	61	308	2 467
4202929000	Other articles with outer surface ofplastic or of textile materials	90 182	685 394	1 231 757	4 995 450
4202991000	with outer surface of vulcanised fibreor paperbord oth bags	14 589	119 009	24 792	238 360
4202992000	with outer surface of vulcanised fibreor paperbord oth bags of coj	0	9	0	2
4202999000	Oth than trunk, suit-cases,handbags, &similar containers	114 004	220 673	267 828	1 158 427
4203100000	Articles of apparel of leather or ofcomposition leather.	984	5 595	53 281	341 556
4203210000	Gloves,mittens & mitts speciallydesigned for use in sports of leath	826	6 522	19 109	170 766
4203291000	Protective work gloves of leather or ofcomposition leather	13 293	78 532	190 649	568 898
4203299000	Oth gloves, mittens & mitts of leatheror of composition leather	15 248	60 050	63 310	221 490
4203300000	Belts & bandoliers of leather or ofcomposition leather	63 903	187 282	478 519	1 682 488
4203400000	Oth clothing access of leather or ofcomposition leather	13 499	24 281	131 436	336 060
4205001000	Oth articles of leather or ofcomposition leather, boot laces ; mats	7 602	18 194	132 391	372 050
4205002000	Oth articles of leather, industrialsafety belt & harnesses	35 315	109 611	108 662	431 829
4205003000	Leather strings or cords for jewelry orfor personal adornment	4 521	13 311	10 718	48 603
4205004000	Oth articles of a kind used in machinery or mechl appliance or for	7 856	8 476	22 102	25 454
4205009000	Oth articles of leather oth than bootlaces,safety belt & leather stri	3 271	15 521	296 807	628 403
4206009000	oth articles of gut of goldbeaters skinof bladders or of tendons	0	15	0	92 896
4301800000	Raw furkins Oth furskins, whole, with or without head, tail or paw:	544	649	281 588	338 076
4302190000	Tanned or dressed furskins, oth than ofmink	10 172	14 204	600 987	824 250
4303100000	Articles of apparel, clothingaccessories oth articles of furskin	515	810	147 132	172 047
4303902000	Article for industrial uses oth than offurskin	1	1	36	36
4303909000	Oth article of apparel,clothing accessories of furskin	1 369	2 542	813 239	1 442 622
4304001000	Artificial fur and articles thereof	6	28	6	52
4304002000	Article for industrial uses ofartificial fur	0	1 536	0	71 313
4304009100	Sport bags of artificial fur and andarticles thereof	0	11 614	0	20 891
4304009900	Oth then artificial fur& articles forindustrial uses& sport bags	0	1	0	18
4401100000	Fuel wood,in logs,in billets,in twigsfaggots or in similar forms	7	50 007	36	29 842
4401220000	Non-coniferous wood in chips or particles	0	29 855	0	33 575
4401310000	Wood pallets sawdust& wood waste and scrap, wheter or not anç	18 000	18 013	7 560	7 719
4401390000	Oth Sawdust& wood waste& scrap,whether ornot agglomerat in loç	1 471 585	4 889 484	459 056	1 615 734
4402901000	Oth than wood charcoal(including shell or nut charcoal), of bambo	2 000	3 377	1 614	4 423
4402909000	Oth wood charcoal(including shell or nut charcoal), of coconut she	504	504	15 575	15 575
4403101000	Baulks,sawlogs& veneer logs wood in the rough,whether or not triç	25 310	60 750	86 046	133 195
4403109000	Oth baulk,sawlog,pit-pros,poles,piles treated with paint	41 903	115 251	33 126	117 233
4403209000	Other than wood of coniferous in the rough, not treated	193 002	1 551 553	106 568	800 082
4403419000	Oth than wood of dark&light red meranti, meranti bakau,in the ro	356 345	1 376 413	8 502	32 785
4403499000	Other than wood of other tropical wood in the rough, not treated	0	45 000	0	29 945
4403911000	Baulks sawlog & veneer log of oak not treated	601 886	2 344 792	240 083	958 515
4403919000	Other than wood of oak in the rough, not treated	492 029	916 661	201 936	366 660
4403921000	Baulks sawlog & veneer log of oak	37 240	37 240	5 065	5 065
4403929000	Other than wood of beech in the rough, not treated	26 136 110	51 815 570	2 007 889	3 930 632
4403991000	Baulks sawlog & veneer log of other tree not treated	0	52 980	0	137 256
4403999000	Other than wood of other tree in therough, not treated	775 000	1 291 882	117 982	222 910
4404201000	Hoopwood, split poles;piles,picket & the like of non coniferous	0	15	0	590
4404209000	Oth than Hoopwood, split poles;piles,picket & the like of non conif	0	25 000	0	27 050
4405002000	Wood wool, wood flour.	1 446 272	3 939 599	410 259	1 230 695

I.3. IM POR M ENURUT KOM ODITI / IM PORT BY HS COM M ODITY

\*\*\* APRIL/ APRIL 2014 \*\*\*

H S	Uraian Komoditi Commodity Description	Berat Bersih / Net Weight (Kg)		Nilai / Value C.I.F (US\$)	
		Bulan ini Current Month	Kumulatif Cum. Jan. to date	Bulan ini Current Month	Kumulatif Cum. Jan. to date
4406900000	Oth Railway or tramway sleepers(cross-ties) of wood impregnated	35 229	35 229	73 576	73 576
4407100000	Wood sawn/ chipped length of a thick > 6 mm.of Coniferous,Plane	6 614 395	23 801 042	4 097 170	15 274 117
4407251900	Wood sawn/ chipped of a thick > 6mm. ofdark&light red meranti,ε	0	19 151	0	31 048
4407252100	oth wood sawn/ chipped of a thick > 6 mm.of meranti bakau,plane	357 116	1 180 177	327 138	1 082 337
4407279000	Wood sawn/ chipped of a thick > 6 mm.ofSapelli,not planed, not S	0	594 692	0	405 612
4407289000	Wood sawn/ chipped of a thick > 6 mm.ofIroko,not planed, not Sa	19 968	189 854	19 231	227 691
4407291900	Oth than wood sawn/ chipped of a thick > 6 mm of Jelutong,Not p	0	18 507	0	21 087
4407292900	Oth than wood sawn/ chipped of a thick > 6 mm.of Kapur,Not plan	23 660	30 660	15 480	37 049
4407293900	Oth than Wood sawn/ chipped of a thick > 6 mm.of Kempas,Not p	0	2 375	0	10 696
4407296900	Wood sawn/ chipped of a thick > 6 mm.ofTeak,Not planed, not Sa	92 253	106 233	185 104	219 016
4407299300	Oth sanded or end jointed&of a thick> 6 mm jongkok & merbau	0	2 334	0	3 180
4407299900	Oth than tropical wood, oth sanded or end jointed&planed,thickne	0	10 553	0	36 017
4407911000	Wood sawn/ chipped of a thick > 6 mm.ofOak,Sanded or end-joint	223 127	782 616	190 457	712 381
4407919000	Oth wood sawn/ chipped of a thick> 6 mm of Oak,Not planed, not	1 820 452	7 690 616	1 782 045	7 360 962
4407921000	Wood sawn/ chipped of a thick > 6 mm.ofbeech,Planed	118 969	302 322	99 094	224 713
4407929000	Wood sawn/ chipped of a thick > 6 mm.ofbeech,Not planed, not S	166 698	869 143	88 475	665 671
4407931000	Wood sawn/ chipped of a thick > 6 mm.ofMaple,Sanded or end-jo	72	1 784	7 814	32 267
4407939000	Oth than wood sawn/ chipped of a thick > 6 mm.of Maple,Not plan	131 714	784 703	309 305	1 606 218
4407959000	Oth wood sawn/ chipped of a thick> 6 mm of Ash,Not planed, not	91 826	325 119	88 838	615 013
4407991000	Oth than wood sawn/ chipped of a thick> 6 mm.of Other tree,Plan	360 092	606 830	211 535	379 258
4407999000	Wood sawn/ chipped of a thick > 6 mm.ofOther tree,Not planed, r	1 392 639	6 197 593	1 113 636	5 054 345
4408101000	Cedar wood slats prepared for pencilmanufact;radiata pinewood c	401 672	846 174	214 734	427 799
4408103000	Face veneer sheets, coniferous	33 393	211 595	170 022	674 014
4408109000	Oth Coniferous,oth cedar wood slats,face veneer sheets	148 328	1 178 195	347 970	1 979 495
4408310000	Dark red meranti, light red meranti andmeranti bakau of the tropic	0	700	0	6 470
4408399000	Oth jelutong wood and oth wood preparedfor pencil manufact	181 674	505 317	463 332	1 066 108
4408900000	Oth than sheets for veneering and of the tropical wood of thicken	742 935	2 368 624	1 668 864	6 225 265
4409100000	Coniferous wood cotinuously shapedalong any of its edgee,ends/ fi	97 455	290 922	78 626	277 454
4409290000	Oth non coniferous oth teak stripsfriezes for parquet flooring	25 096	123 578	67 933	205 923
4410110000	Particle board & similar board of woodor other ligneous materials	26 381 869	104 799 028	6 590 485	25 649 054
4410120000	Oriented strand board of wood	1	1	205	205
4410190000	Oth particle board,oriented strand board (osb) of wood	1 168 936	4 792 884	389 898	1 495 593
4410900000	Oth than Particle board & similar boardof other ligneous materias	116 519	389 301	47 877	175 687
4411120000	Medium density fibreboard (mdf) of a thickness < 5mm	3 428 155	10 509 481	1 621 319	5 133 697
4411130000	Medium density fibreboard (mdf) of athickness > 5mm and < 9 mn	2 555 357	5 805 778	1 673 695	3 645 386
4411140000	Medium density fibreboard (mdf) of athickness > 9 mm	3 426 410	11 830 031	1 625 701	5 745 564
4411920000	Oth fibreboard of a density >0.8g/ cm3	145 709	802 306	113 001	563 242
4411930000	Oth fibreboard of 0,5g/cm<density <0,8g/ cm3	792 943	1 857 246	337 009	801 742
4411940000	Oth fibreboard of a density <0.5g/ cm3	15 046	112 262	9 548	58 748
4412100000	Plywood,veneered panel&similar laminated wood of bamboo	18 389	53 389	17 572	52 004
4412310000	Oth plywood,consisting solaly <6mmthinkness w/ at least one out	504 514	1 700 317	485 628	1 530 409
4412320000	Oth plywood,each thick.<6mm with atleast one outer ply of non α	691 934	1 640 777	579 699	1 299 476
4412390000	Oth plywood consisting solely of sheetsof wood of each thick < 6 n	6 300 551	21 554 079	3 005 971	9 901 401
4412940000	Oth plywood,veneered panels&similar wood of blockboard,lamint	17 861	177 810	26 769	287 792
4412990010	Veneered panels&similar w/ at least oneother wood	1 816	23 083	2 440	45 145
4412990090	Veneered panels&similar w/ at least oneother wood	671 993	1 685 281	624 855	1 458 406
4413000000	Densified wood, in blocks,plates,stripsof profile shapes.	24 180	178 644	49 169	382 262
4414000000	Wooden frames for paintings, photographs mirrors or similar obje	1 813	44 954	6 433	141 528
4415100000	Cases, boxes, crates, drums & similar packings; cable-drums	6 276	28 220	10 876	115 781
4415200000	Pallets,box pallets& other load boards;pallet collars	179 589	754 674	163 284	588 398
4416009000	Casks,barrels,vats,tubs&other coopersproducts & parts thereof, of	90 466	210 251	148 089	246 000
4417001000	Tools,tool bodies,tool handles,broom orbrush bodies & handles, o	338	6 100	810	90 621
4417009000	Oth Tools,tool bodies,tool handles,broom or brush bodies & handl	134 541	699 197	161 044	845 465
4418100000	Windows,french-windows&their framesof wood	0	1	0	6
4418200000	Doors & their frames & thresholds ofwood	54 208	194 599	88 464	408 027
4418400000	Shuttering for concrete construal workof wood	0	954 932	0	2 036 724
4418600000	Posts and beams	1 642	39 219	20 239	63 524
4418720000	Oth multilayer bulldders joinery and carpantry of wood	13 223	49 430	27 118	111 369
4418790000	Oth assembled flooring panels of wood	26 024	41 508	36 412	95 186
4418901000	Oth Cellular wood panels	0	54 720	0	89 925
4418909000	Other builders joinery & carpentry of wood	565 823	1 420 674	492 682	1 298 274
4419000000	Tableware and kitchenware, of wood.	49 091	139 843	55 326	245 012
4420100000	Statuettes & oth ornaments, of wood	2 637	17 363	12 076	138 413
4420901000	Oth wooden articles of furniture notfalling in chapter 94	516	516	8 044	8 044
4420909000	Oth wood marquetry and inlaid,casket and similar articles of wood	63 784	180 948	145 981	490 640
4421100000	Clothes hangers of wood	18 144	78 830	73 392	325 720



I.3. IM POR M ENURUT KOM ODITI / IM PORT BY HS COM M ODITY

\*\*\* APRIL/ APRIL 2014 \*\*\*

H S	Uraian Komoditi Commodity Description	Berat Bersih / Net Weight (Kg)		Nilai / Value C.I.F (US\$)	
		Bulan ini Current Month	Kumulatif Cum. Jan. to date	Bulan ini Current Month	Kumulatif Cum. Jan. to date
4421901000	Spools, cops & bobbins, sewing threadreels and the like of wood	1	3 538	38	33 215
4421903000	Wooden pegs or pins for footwear	11 946	24 396	35 006	66 758
4421904000	Candy-sticks, ice-cream sticks & Ice cream spoons	125 480	572 308	296 852	1 166 038
4421908000	Toothpicks of wood	126 653	305 802	64 748	158 587
4421909300	Prayer beads	0	1 866	0	15 453
4421909400	Oth beads	74	1 377	2 805	25 099
4421909900	Other wooden articles	324 247	947 070	522 025	1 518 085
4501100000	Natural cork, raw / simply prepared;wasta cork,crushed,granulate	505	1 107	1 811	4 987
4501900000	Oth Natural cork,raw/ simply prepared; wasta cork,crushed,granul	493	5 111	2 213	21 769
4502000000	Natural cork,debarked or roughly squared or in rectangular (includ	172	21 648	2 629	28 361
4503100000	Corks and stoppers	947	1 778	7 838	13 288
4503900000	Other articles of natural cork.	7 818	43 501	41 978	209 420
4504100000	Blocks, plates, sheets & strip; tiles of any shape;solid cylinders,inc	11 054	37 711	166 945	459 074
4504900000	Other agglomerated cork and articles ofagglomerated cork	49 456	193 672	165 912	707 964
4601210000	Mats, matting and screens of vegetablematerials of bamboo	0	26 005	0	17 946
4601220000	Mats, matting and screens of vegetablematerials of rattan	42	224	4 312	13 238
4601290000	Oth mats,matting & screens of vegetablevegetable of material	16	49 391	314	168 166
4601929000	Other of bamboo	17 673	17 673	28 868	28 868
4601999000	Oth Plaits & similar products of plaiting of other materials,whethe	0	16	0	3 978
4602110000	Basketwork, wickerwork & other articles, of vegetable material of	46 249	125 709	36 622	115 536
4602120000	Basketwork, wickerwork & other articles, of vegetable material of	1	4	1	62
4602190000	Oth than basketwork, wickerwork & otherarticles, vegetable mate	46	1 471	726	8 731
4602900000	Oth basketwork, wickerwork & otherarticles, of other materials	0	452	0	2 257
4701000000	Mechanical wood pulp.	19 527 159	58 153 236	12 227 776	36 017 097
4702000000	Chemical wood pulp, dissolving grades.	53 549 847	167 235 009	50 250 715	157 995 064
4703110000	Chemical wood pulp, soda, oth than dissolving grades,unbleached,	7 413 162	20 708 710	5 406 835	14 549 306
4703190000	Chemical wood pulp, soda, oth than dissolving grades,unbleached,	0	298 648	0	192 628
4703210000	Chemical wood pulp, soda, oth than dissolving grades,bleached,co	64 496 634	195 087 112	51 413 556	152 067 015
4703290000	Chemical wood pulp, soda, oth than dissolving grades,bleached,no	6 059 911	23 278 949	4 217 212	15 819 061
4704110000	Chemical wood pulp,sulphite,oth than dis solving grades,unbleach	0	983 928	0	672 489
4704190000	Chemical wood pulp,sulphite,oth than dis solving grades,unbleach	0	7 000	0	37 800
4704210000	Chemical wood pulp,sulphite,oth than dis solving grades,bleached	2 028 674	8 274 336	1 488 740	6 044 221
4704290000	Chemical wood pulp,sulphite,oth than dis solving grades,bleached	4 857	49 752	26 991	109 926
4705000000	Wood pulp obtained by a combination ofmechanical & chemical p	3 057 888	17 006 922	1 840 468	10 025 686
4706100000	Cotton linters pulp	720 244	2 921 589	1 514 671	6 169 775
4706200000	Pulps of fibres derived from recovered (waste & scrap) paper or pa	22 532	51 713	33 714	99 834
4706300000	Pulps of fibres derived from recoveredof oth than bamboo	900	18 949	2 414	20 115
4706910000	Mechanical pulps of fibres derived fromrecovered paper or paperk	391 402	3 218 320	308 365	2 367 623
4706920000	Chemical pulps of fibres derived fromrecovered paper or paperbo	154 529	1 188 451	541 647	1 845 642
4706930000	obtained by a combination of mechanical&chemical proceses reco	247	866	2 957	7 928
4707100010	Recovered Unbleached kraft paper & paperboard for paper makin	137 617 504	420 980 488	28 641 078	85 953 036
4707100090	Recovered Unbleached kraft paper & paperboard for paper other	15 597	48 054	18 668	49 135
4707200010	for paper making purpose Recoveredbleached chemical pulp,	5 307 693	19 580 300	1 663 050	5 630 164
4707200090	Recovered bleached chemical pulp, forother purpose	61	346	1 045	4 723
4707300010	Recovered mechanical pulp paper orpaperboard for paper making	48 817 494	168 198 889	10 395 189	35 477 996
4707300090	Recovered mechanical pulp paper orpaperboard for other purpose	579	6 883	2 629	34 618
4707900010	Recovered unsorted waste & scrap paper & paperboard for paper	13 499 491	32 531 022	2 365 728	5 432 656
4707900090	Recovered unsorted waste and scrappaper & paperboard for othe	0	2	0	639
4801001000	Newsprint, in rolls or sheets. weighingnot more than 55 g/m2	93 717	198 348	34 849	72 843
4801009000	Newsprint, in rolls or sheets. weighingmore than 55 g/m2	82 185	825 710	118 178	724 207
4802100000	Hand-made paper and paperboard	1 372	44 851	5 359	377 528
4802201000	Paper and paperboard of a kind used as for photo sensitive,heat-s	0	157	0	8 030
4802209000	Oth Paper and paperboard of a kind usedas for photo sensitive,he	2 269 014	8 074 216	956 175	3 423 537
4802401000	Wallpaper base in rolls of not more than 15 cm in width rectangul	0	1 281	0	11 147
4802409000	Oth paper and peperboard, not containing fibres obtained by a me	256	647	831	3 567
4802541900	Other paper and paperboard, not containing fibres Weighing < 40	35 165	129 482	39 055	155 316
4802542900	Alumunium base paper, not containingfibres Weighing < 40 g/m2	19 952	71 385	75 626	141 509
4802543000	Alumunium base paper, not containingfibres Weighing < 40 g/m2	0	877	0	23 271
4802549000	Alumunium base paper, not containingfibres Weighing < 40 g/m2	226 811	749 600	351 855	1 225 088
4802552000	Fancy paper and paperboard,purpose40< weight <150 g/m,roll	99 261	468 948	101 743	499 823
4802555000	Paper,no fibres, for other purpose 40< weight <150 g/m,roll	39	1 594	13	15 266
4802559000	Oth paper,no fibres, for other purpose 40< weight <150 g/m,roll	1 940 498	4 599 652	2 050 833	5 038 584
4802562000	Fancy paper and paperboard, in rectangular =<36cm oth side =15c	2 639	5 127	10 564	39 740
4802563900	Paper,no fibres, for other purpose40< weight <150 g/m,sheet	1 211	3 489	12 409	31 483
4802569000	Other than Paper,no fibres, for otherpurpose 40< weight <150 g/n	33 034	82 575	53 517	163 918
4802571900	Other paper & paperboard, weight>40g/m2and =< 150g/m2	29 070	66 330	41 621	106 667

I.3. IM POR M ENURUT KOM ODITI / IM PORT BY HS COM M ODITY  
 \*\*\* APRIL/ APRIL 2014 \*\*\*

H S	Uraian Komoditi Commodity Description	Berat Bersih / Net Weight (Kg)		Nilai / Value C.I.F (US\$)	
		Bulan ini Current Month	Kumulatif Cum. Jan. to date	Bulan ini Current Month	Kumulatif Cum. Jan. to date
4802579000	Other paper & paperboard, weight>40g/m2 and =< 150g/m2	209 549	1 045 297	505 939	1 513 092
4802582100	Fancy paper&paperboard,in roll width <=15cm/in rectang sheet<3	1	14	34	194
4802582900	Oth fancy paper & paperboard,oth in roll width<=15cm/in rectang	17 726	311 680	19 137	336 502
4802589000	Oth paper,no fibres, for other purpose weight >150 g/m	193 634	652 047	445 971	1 355 798
4802613000	Paper, fibres>10%, aluminium paper paper,in rolls	0	338	0	362
4802614000	Paper,fibres>10%,oth aluminium paper, banknotes,printing,writing	23 928	23 928	26 560	26 560
4802619000	Oth Paper,fibres>10%,oth aluminium paper, banknotes,printing,w	741 805	2 371 010	640 808	2 019 668
4802621000	Paper, fibres, aluminium paper base in sheets with 435< one side	0	452	0	663
4802622000	Paper,fibres,banknotes,manuf of gypsumboard,in sheets 435<one	64 815	156 321	279 969	705 396
4802629000	Oth paper,fibres, for other purpose, insheets with 435< one side <	15 190	18 951	91 382	100 804
4802690000	Oth paper,fibres, for other not purpose, of fibres>10%, paper in ro	259 815	347 672	359 176	807 283
4803003000	Of Cellulose wadding or of web cellulose fibres toilet or farcial tiss	249 036	1 168 331	388 782	2 019 731
4803009000	Oth of cellulosa wading&tissue paper/toilet/facial tissue stock&sin	132 815	370 429	542 717	1 431 749
4804110000	Kraftliner paper&paperboard,in rolls or sheets,unbleached	1 277 182	4 177 163	758 660	2 447 411
4804190000	Oth kraftliner paper&paperboard	743 981	2 896 536	608 054	2 208 841
4804211000	Sack kraft paper for making cement bag in rolls or sheets,unbleach	10 083 133	36 591 499	10 348 069	38 500 656
4804219000	Oth sack kraft paper for making cement bag in rolls or sheets,unbl	307 636	891 562	346 941	1 064 064
4804290000	Oth composite papers, in rolls or sheets	121 548	836 315	76 174	613 325
4804311000	Oth kraft paper and paperboard, weighing 150 g/m,unbleached	480 504	1 227 594	766 870	2 197 972
4804313000	Wet strenght 40g to 60g, for plywoodadhesive tape,weigh 150g/m	1 042 542	1 991 866	1 097 727	2 105 222
4804314000	Other kraft paper&wet strenght weighing150 g/m,unbleached	842	1 595	5 994	22 600
4804319000	Other than kraft paper & wet strenghtweighing 150 g/m,unbleach	781 947	2 813 086	829 437	2 664 592
4804391000	Of a wet adhesive tape,40-60g,used in mnfact. weight <= 150g/m	73 647	74 094	73 199	79 247
4804392000	Adhesive tape,40-60g,not used in mnfact weigh <= 150g/m2,ble	33	167	108	486
4804399000	Oth adhesive tape,40-60g,not used inmnfact weigh <= 150g/m2,l	600 950	1 277 909	564 470	1 250 475
4804411000	Elect grade insulating kraft paper, 150<weighing< 225 g/m,unblea	79 178	505 673	115 299	618 399
4804419000	Oth elect grade insulating kraft paper,150<weighing <225 g/m,unt	515 355	2 490 812	508 090	2 615 291
4804499000	Other kraftpaper& paperboard 150< weighing< 225 g/m	21 455	80 580	140 814	366 670
4804511000	Elect grade insulating kraft paper,press board weighing >600g/m,u	1 426	1 501	9 146	10 836
4804512000	Oth wet strenght 40g to 60g,for plywoodadhesive tape,weigh>225	672	672	1 344	1 344
4804519000	Oth than wet strenght 40g to 60g,/ply wood adhesive tape,weigh>	1 037 666	2 411 106	622 624	1 459 821
4804520000	Bleached of kind used in the manufact of gypsum boards	211 090	744 531	286 881	1 031 918
4804590000	Other kraftpaper& paperboard weighing 225 g/m or more	49 655	183 605	110 737	374 402
4805110000	Oth uncoated paper&paperboard,in rollsfluting paper,	326 841	781 035	124 534	301 646
4805129000	Uncoated paper&paperboard,oth semichemical,straw flutingpaper	21 625	512 255	91 735	369 542
4805199000	Oth uncoated paper and paperboard, inrolls or sheets	731 973	980 336	387 149	736 959
4805240000	Uncoated paper&paperboard,testlinerweighing 150 g/m2 or less	159 289	264 598	60 776	106 836
4805251000	Uncoated paper&paperboard,testlinerweighing >= 150 g/m2	171 503	1 040 112	120 645	733 464
4805259000	Uncoated paper&paperboard,testliner othof weighing >= 150 g/m	1 713 508	6 298 512	952 972	3 384 632
4805309000	Paper,sulphite wrapping paper, othcolored match wrapping paper	984 191	2 330 902	403 057	1 063 267
4805400000	Filter paper and paperboard	496 778	1 741 734	2 251 605	7 638 611
4805500000	Felt paper and paperboard	60 521	235 711	171 909	538 212
4805911000	Paper used as packing of flat glassproduct, resin<0,6%,wg<150g/m	11 791	23 625	21 912	53 202
4805912000	Uncoated paper&paperboard,oth blotting,&joss paper,weighing15	0	1 632	0	861
4805919000	Uncoated paper&paperboard,oth blotting,&joss paper,weighing15	171 086	437 979	338 695	1 081 625
4805921000	Multi-ply paper and paperboard of 150<weighing<225g/m	0	248	0	1 080
4805929000	Uncoated paper&paperboard of oth150<weighing<225g/m	2 437 821	11 527 008	1 457 009	6 896 670
4805931000	Multi-ply paper and paperboard of weighing > 225g/m2	131 426	726 161	93 567	481 110
4805932000	Blotting paper of other weighing > 225g/m2	35 139	57 040	31 654	57 586
4805939000	Oth Multi-ply paper&Blotting paper of other weighing > 225g/m2	37 711	351 238	146 215	702 630
4806100000	Vegetable parchment	78 115	276 664	187 419	704 521
4806200000	Greaseproof papers	111 887	503 816	156 637	666 600
4806300000	Tracing papers	1	68 780	48	144 721
4806400000	Glassine and other glazed transparent or translucent papers	701 301	2 790 170	978 323	3 856 064
4807000000	Composite paper and paperboard notsurface-coated or impregnat	747 003	2 153 014	607 292	1 868 268
4808100000	Corrugated paper&paperboard,whetherer or not perforated,in rolls c	183 016	1 032 703	224 375	1 196 923
4808400010	Sack kraftpaper,creped,crinkled,whether, not embossed /perforat	114 048	349 086	88 808	318 064
4808400090	Oth kraftpaper,creped or crinkle,whether or not embossed or perf	34 549	108 061	101 406	270 422
4808902000	Paper&paperboard,oth embossed fancypaper used printing,cover,	0	6 668	0	8 441
4808903000	Paper&paperboard,embossed paperfancypaper used printing,cove	299	16 591	5 170	30 430
4808909000	Oth than Paper&paperboard,oth embossedfancypaper used printi	274 523	630 067	491 121	1 735 503
4809200000	Self-copy paper	235 251	702 754	303 601	815 906
4809901000	Oth self-copy paper	67 048	207 790	182 511	506 083
4809909000	Oth self-copy paper	388 898	1 090 768	616 948	1 655 508
4810131100	Paper&paperboard for photo,heat,elect.in rolls papers of width <1	2 179	2 451	4 918	11 673
4810131900	Paper&paperboard for photo,heat,elect.in rolls papers of oth widt	178 872	1 019 121	158 429	729 716

## I.3. IM POR M ENURUT KOM ODITI / IM PORT BY HS COM M ODITY

\*\*\* APRIL/ APRIL 2014 \*\*\*

H S	Uraian Komoditi Commodity Description	Berat Bersih / Net Weight (Kg)		Nilai / Value C.I.F (US\$)	
		Bulan ini Current Month	Kumulatif Cum. Jan. to date	Bulan ini Current Month	Kumulatif Cum. Jan. to date
4810139110	Paper&paperboard for photo,heat,elect.in rolls papers of oth widt	492 471	492 471	2 479 699	2 479 699
4810139190	Paper&paperboard for photo,heat,elect.in rolls papers of width <1	86 451	850 760	170 556	1 084 407
4810139990	Paper & paperboard for writing or printing in rolls of a width >15 c	1 798 827	9 716 511	1 727 526	9 754 081
4810141100	Paper&paperboard for photo,heat,elect. sensitive 297<one side<4	0	672	0	18 012
4810141900	Paper&paperboard for photo,heat,elect. of width < 15cm	201	51 674	1 325	46 282
4810149190	Paper&paperboard for photo,heat,elect. sensitive 297<one side<4	0	2 452	0	1 881
4810149990	Paper & paperboard for writing or printing in sheets & unfolded of	73 060	130 933	61 901	107 842
4810191100	Other Paper & paperboard for writing orprinting in sheets	17 404	34 808	13 923	27 498
4810191990	Other Paper & paperboard for writing orprinting in sheets	1 430 511	4 159 799	968 655	2 906 927
4810199190	Other Paper & paperboard for writing orprinting in sheets	759 570	2 714 040	615 186	2 175 748
4810199990	Other Paper & paperboard for writing orprinting in sheets	2 188 408	6 149 002	2 209 146	5 838 226
4810221100	Light weight coated paper,Electcardiogr,ultrasonograph,spirome	139 071	139 071	108 621	108 621
4810221900	Light weight coated paper; Oth Elect,cardiograph,Ultrasonograph,i	5 556	126 151	7 980	100 352
4810229100	Oth light weight coated paper,in roll of a width 15cm<one side<36	226	226	2 738	2 738
4810229900	Oth light weight coated paper	1 085 074	2 689 698	1 110 469	2 756 561
4810291100	Oth paper of a kind used for printng,elect,cadiograp,ultrasonograp	195	195	7 678	7 678
4810291900	Oth paper of a kind used for printng,oth electcadiograp,ultrasonoç	17 446	31 961	34 428	73 064
4810299100	Oth paper of a kind used for printng,width 15cm<one side<36cm,u	16 933	54 974	27 258	83 149
4810299900	Oth paper of a kind used for printing	270 745	2 039 844	235 108	1 812 076
4810313100	Base paper of a kind used to manufacture aluminium coated paper	44	398	127	1 139
4810313900	Other Base paper of a kind used to manuf aluminium coated paper	14 794	14 795	62 433	62 449
4810319900	Oth kraft paper,paperboard,not for wrtng printing, other grafic pu	26 103	54 259	25 153	86 847
4810329000	Kraft paper,paperboard, not for writing,other weight>150g/m2	1 774 302	6 091 383	1 961 935	6 858 609
4810393000	Oth kraft paper,paperboard, not forwriting in rolls width<=15cm,s	15 257	45 557	57 934	758 071
4810399000	Other kraft paper,paperboard, not forwriting	245 329	950 609	154 143	1 013 606
4810924000	Other paper & paperboard, multiplyrectang < 15 x 36 cm2	1 070	4 081	9 452	33 586
4810929000	Other paper & paperboard, multiply othrectang < 15 x 36 cm2	2 546 526	8 211 120	1 631 971	6 302 836
4810999000	Oth paper and paperboard of multiply oth rectang < 15 x 36 cm2	207 848	1 034 450	529 209	1 875 382
4811102100	Floor covering on a base of paper orpaperboard,in roll <15cm, rec	8	18	972	1 073
4811102900	Other bituminised/ asphalted paper&paperboard in roll <15cm, rec	10 556	30 666	30 086	99 431
4811109100	Floor covering on a base of paper orpaperboard,in other size	0	111	0	3 001
4811109900	Other bituminised/ asphalted paper & paperboard,in other size	52 924	251 139	244 787	955 252
4811412000	Gummed or adhesive paper&paperboard,self-adhesive,rectang<15	11 979	74 535	176 577	856 458
4811419000	Gummed/ adhesive paper&paperboard,otself-adhesive,in other s	1 183 176	4 393 732	3 338 032	12 760 331
4811492000	Oth gummed or adhesive paper&paperboard in roll <15cm, rect<1	5 885	8 849	43 166	78 263
4811499000	Oth gummed or adhesive paper&paperboard,in other size	194 680	956 276	1 211 391	4 280 920
4811513900	Oth paper coated,impregnated/ coveredwith plastic,bleached,wg>	937 902	2 775 500	1 326 808	3 911 368
4811519900	Oth paper coated,impregnated/ coveredwith plastic,bleached,oth :	588 980	2 153 164	1 309 454	7 848 094
4811592000	Oth paper coated,impregnated/ coveredwith plastics& aluminium f	1 621 833	8 421 682	6 163 222	33 932 622
4811594100	Floor covering on a paper coated,impregwth plastic,unbleached,re	3 298	7 530	55 234	109 707
4811594900	Oth paper coated,impregnated/ coveredwith plastic,unbleached,re	85 056	469 864	343 457	1 514 544
4811599900	Oth paper coated,impregnated/ coveredwith plastic,unbleached,ot	912 390	3 639 552	2 800 024	11 101 390
4811602010	Paper coated,impregnated/ covered withwax,paraffin,stearin,oil,re	19 516	29 205	27 322	71 085
4811602090	Oth Paper coated,impregnated/ coveredwth wax,paraffin,stearin,o	30	85 426	306	66 306
4811609010	Paper coated,impregnated/ covered withwax,paraffin,stearin,oil,ot	22 497	289 146	80 522	482 722
4811609090	Oth Paper coated,impregnated/ coveredwith wax,paraffin,stearin,c	386 843	1 025 904	643 876	1 663 104
4811904100	Flooring covering a paper,cellulose wadd web of cell fibr roll<15cr	259 110	480 943	408 822	811 243
4811904900	Oth paper, paperboard,cellulose waddingweb of cell fibr roll<15cr	39 083	218 136	177 303	745 369
4811909100	Flooring covering a paper,cellulose wadd web of cell fibres,other s	991	17 623	5 042	58 984
4811909900	Oth paper, paperboard,cellulose waddingweb of cell fibres,other s	1 379 186	4 169 638	3 784 005	11 166 011
4812000000	Filter blocks,slabs&plates,of paper pulp	1 935	48 900	32 876	272 408
4813100000	Cigarette paper,in the form of bookletsor tubes	87 935	407 271	549 462	2 555 325
4813200000	Cigarette paper,in the form in rolls ofa width not exceeding 5 cm	182 468	810 986	1 082 665	5 569 141
4813901000	Cigarette paper,oth in the of booklets,tubes & in rolls,width <5 cm	115 765	381 173	717 109	2 367 838
4813909000	Cigarette paper,oth in the of booklets,tubes & in rolls	753 198	3 008 146	3 565 091	13 753 775
4814200000	Wallpaper& similar wall coverings,consist of peper coaled wth a gr	465 433	10 254 459	980 568	2 643 664
4814900000	window transparencies of paper	169 346	507 937	365 132	1 891 561
4816201000	Self-copy paper (other than of 48.09)inrolls of a width 25<oneside	0	215	0	2 014
4816209000	Other self-copy paper (other than of48.09)	823	74 211	10 384	120 083
4816901000	Carbon paper	2 188	48 731	8 281	121 414
4816902000	Other copying paper	79	3 431	483	9 574
4816904000	Heat transfer paper	112	26 327	2 607	64 574
4816909000	Other heat transfer paper & offsetplates of paper	73 403	215 893	243 194	626 110
4817100000	Envelopes	120 146	176 109	312 506	771 457
4817200000	Letter cards,plain postcards and correspondence cards	3 952	15 259	17 543	47 792
4817300000	Boxes,pouches,wallets & writingcompendiums,of paper or paperb	7 090	60 604	34 112	350 006

I.3. IMPOR MENURUT KOMODITI / IMPORT BY HS COMMODITY

\*\*\* APRIL/ APRIL 2014 \*\*\*

H S	Uraian Komoditi Commodity Description	Berat Bersih / Net Weight (Kg)		Nilai / Value C.I.F (US\$)	
		Bulan ini Current Month	Kumulatif Cum. Jan. to date	Bulan ini Current Month	Kumulatif Cum. Jan. to date
4818100000	Toilet paper	378	3 380	4 493	33 106
4818200000	Handkerchiefs,cleansing or facialissues & towels	9 695	77 965	83 411	488 558
4818301000	Tablecloths	4	3 568	216	19 652
4818302000	Serviettes	65	3 757	331	50 781
4818500000	Articles of apparel & clothing, of paper pulp,paper	668	1 552	9 773	22 428
4818900000	Other articles of apparel & clothing, of paper pulp,paper	144 007	541 374	325 741	1 386 284
4819100000	Cartons,boxes & cases, of corrugatedpaper or paperboard	2 741 040	9 192 658	5 989 827	20 352 705
4819200000	Folding cartons,boxes& cases,of non-corrugated paper or paperbo	3 790 119	12 264 603	13 844 933	45 249 836
4819300000	Sacks& bags,having a base of a width of40 cm or more	435 779	1 154 229	807 153	2 266 747
4819400000	Other sacks and bags, including cones	235 846	1 049 666	1 250 665	3 539 121
4819500000	Other packing containers,includ recordsleeves	650 368	2 595 832	3 716 093	12 996 636
4819600000	Box files,letter trays,storage boxes& similar articles,used in offices,	107 525	375 012	432 187	1 368 867
4820100000	Registers,account books,note books,order books,diaries & similar e	67 965	199 636	311 676	745 966
4820200000	Exercise books	45 781	117 435	164 330	377 725
4820300000	Binders(other than book covers),foldersand file covers	17 476	50 971	66 904	172 975
4820400000	Manifold business forms& interleavedcarbon sets	1 401	10 802	13 757	30 170
4820500000	Albums for samples or for collections	1 418	9 261	3 422	77 445
4820900000	Other exercise book,binders,manifold,albums	23 433	204 424	61 639	313 526
4821101000	Printed,labels of a kind for jewelry,incl objects personal carried in	180 913	531 464	2 712 534	8 462 573
4821109000	Printed,oth labels of a kind for jewel,incl objects personal carried i	590 609	2 079 474	9 177 789	33 945 073
4821901000	Oth printed,labels of a kind for jewel,incl objects personal carried i	9 998	424 070	199 146	1 321 590
4821909000	Oth printed,oth labels of a kind for jewell incl objects personal cari	127 359	1 054 816	1 221 784	5 082 896
4822101000	Cone of pulp of a kind used for windingtextile yarn	20 266	95 803	26 684	160 286
4822109000	Bobbins,spools,cops& similar of pulp,othof a kind used for winding	770	7 249	10 153	54 731
4822901000	Oth Cone	77 002	326 716	95 867	391 825
4822909000	Other bobbins,spools,cops & similar	28 173	200 802	403 831	1 510 246
4823201000	Filter paper in rolls or sheets,instrips,rolls or sheets	245 730	720 916	1 352 507	4 012 531
4823209000	Other filter paper in rolls or sheets	118 888	273 513	589 559	1 634 668
4823402100	Cardiograph recording paper	399	2 444	13 882	28 148
4823402900	Oth paper for electro-medical apparatus	167	3 565	3 022	18 505
4823409000	Oth rolls,sheets& dials,printed for self-recording apparatus	104 496	335 319	287 030	1 066 006
4823610000	Trays,dishes,plates,cups& the like,of paper or paperboard of bamb	0	5 225	0	21 158
4823690000	Trays,dishes,plates,cups& the like,ofpaper or paperboard of oth th	40 913	130 067	173 922	554 410
4823700000	Mouldad or pressed articles of paperpulp	78 532	270 005	388 155	1 358 441
4823902000	Display cards for jewellery,incl objects personal carried in pocket, in	14 564	15 253	92 613	104 069
4823903000	Dia-cut polyethylene coated peperboardof a kind for manufacture	121 867	212 625	98 142	213 920
4823904000	Paper tube sats of kind used for themanufacture of fireworks	27 310	124 531	414 142	1 537 528
4823905100	Kraft paper,in rolls of a width of 209mm weight 150 g/m2 or less	169	7 118	2 827	32 386
4823905900	Kraft paper,in rolls of a width of 209 mOther weight	88	64 397	1 433	123 226
4823906000	Punched jacquard cards	1	57	25	10 940
4823907000	Fans & handsscreen	2 291	27 129	12 248	76 249
4823909200	Joss paper	269 788	807 520	396 067	1 127 870
4823909400	Cellulose wadding and webs of cellulosaFibers,coloured or marble	3 290	7 246	5 821	21 461
4823909500	Other floor coverings on a base of papePeperboard	41	111	2 642	2 920
4823909600	Oth, cut to shape other than rectangularor square	316	28 239	4 910	147 318
4823909900	Other,cut to size/shape,other than inStrips, rolls or sheets	744 892	1 473 814	1 519 874	5 414 436
4901100000	Printed books,brochures and similar prinin single sheets, whether	125 079	218 005	435 679	1 096 920
4901910000	Dictionaries andencyclopedias,and serialinstalments thereof	1	1	192	192
4901991000	Educational, technical, scientific,historical or cultural books	81 491	227 119	602 989	1 739 570
4901999000	Oth printed books,brochures, and similarprinted	249 459	933 775	1 964 324	6 941 252
4902100000	Newspapers,journals & periodicalsappearing at least four times a v	1	1	1	1
4902901000	Newspapers,journals & periodicalsOth appearing at least four time	22	118	489	991
4902909000	Other newspapers,journals & periodicals	9 700	25 198	61 028	151 916
4903000000	Childrens picture,drawing or coloringbooks.	1 530	2 318	9 589	20 484
4904000000	Music,printed or in manuscript,whetheror not bound or illustrat	1 443	11 542	59 292	305 907
4905100000	Globes	2 245	6 815	65 343	105 722
4905910000	Maps & hydrographic/similar chartsof all kinds,in book form	0	25	0	535
4905990000	Other maps& hydrographic or similarcharts of all kinds	188	1 928	3 848	34 557
4906001000	Plans& drawings,including photographicreproductions on sensitise	43	326	1 449	5 450
4906009000	Plans& drawings,including photographicreproductions on carbon c	2 605	10 070	419 798	607 668
4907001000	Banknotes, being legal tender	0	321	0	7 042
4907002100	Postage stamps, unused	0	1	0	5
4907002900	ravanue and similar stamps,unused	1 046	4 542	263 841	1 493 439
4907004000	Stock,share/ bond certificates& similardocuments of title; cheque fi	334	552	6 227	11 291
4907009000	other similar stamps of current/newissue in the country in which t	434	3 395	146 973	517 601
4908100000	Transfers (decalcomanias), vitrifiable	15 659	45 031	557 845	1 646 344

I.3. IM POR M ENURUT KOM ODITI / IM PORT BY HS COM M ODITY

\*\*\* APRIL/ APRIL 2014 \*\*\*

H S	Uraian Komoditi Commodity Description	Berat Bersih / Net Weight (Kg)		Nilai / Value C.I.F (US\$)	
		Bulan ini Current Month	Kumulatif Cum. Jan. to date	Bulan ini Current Month	Kumulatif Cum. Jan. to date
4908900000	Other transfers (decalcomanias),vitrifiable	49 946	275 317	1 476 078	6 496 042
4909000000	Printed/illustrated postcards, cardgreetings, messages/ announcen	2 072	7 767	11 917	36 463
4910000000	Calendars of any kind,printed,includingcalendar blocks.	565	17 388	11 698	75 808
4911101000	Catalogues listingonly educationhistorical or cultural books&public	18 637	45 770	73 195	289 097
4911109000	Oth trade advertising material,commercial catalogues and the like	69 948	338 219	479 009	2 130 248
4911912100	Wall pictures,anatomical or botanicaldiagrams and charts	6	29	213	4 018
4911912900	Other wall picture & diagrams forinstructional purposes	5 731	10 073	37 853	91 154
4911913100	Printed picture & photograph,anatomical/botanical diagram/chart	0	41	0	118
4911913900	Oth printed picture & photographoht anatomical/botanical diagra	1 021	1 288	5 890	24 970
4911919000	Other picture, designs & photograph	35 826	46 577	83 414	276 966
4911991000	Printed card for jewellery,small objectpersonal adorenment/article	11	331	115	5 787
4911992000	Printed labels for explosives	150	247	4 304	7 066
4911993000	Educational, technic,scientific,historisor cultural printed on a set o	0	10	0	4 595
4911999000	Oth printed card, printed labels,educational printed on a set of car	82 234	441 790	962 967	4 629 473
5001000000	Silkworm cocoons suitable for reeling.	0	25	0	13 875
5004000000	Silk yarn(oth than yarn spun from silkwaste) not put up for retail s	10 982	61 566	17 647	97 303
5005000000	Yarn spun from silk waste,not put up forretail sale.	32	847	251	7 698
5006000000	Silk yarn & yarn spun from silk waste,put up for retail sale;silk-wor	5	5	18	18
5007101000	Fabrics of noil silk: printed by thetraditional batik process	476	962	4 318	8 267
5007109010	Fabrics of noil silk: oth printedtraditional batik process	0	165	0	12 697
5007109090	Other fabrics of noil silk	214	358	9 850	11 806
5007209090	Oth fabrics, containing >= 85% by weightof silk; other	30	1 371	1 420	54 107
5007909090	Oth fabrics; containing < 85% by weightof silk	655	817	89 019	105 764
5101110000	Shorn wool, not carded/combed, greasy,including fleece-washed v	2 548	4 441	16 825	117 533
5101190000	Oth Shorn wool,not carded/combed,greasy,including fleece-washe	792	798	5 528	5 544
5101210000	Shorn wool, not carded/combed,degreasednot carbonised	29 772	87 470	121 051	430 197
5101290000	Other Shorn wool, not carded/combed,degreased not carbonised	0	7	0	69
5102190000	Fine animal hair,not carded/combedoth of goats	0	3	0	72
5103300000	Waste of coarse animal hair includeyarn waste but exclude garnet	0	2	0	11
5105100000	Carded wool	0	36	0	1 068
5105290000	Combed wool not in fragments	75 731	361 246	920 917	4 852 042
5105310000	Fine animal hair, carded/combedof kashmir (cashmere) goats	0	180	0	37 452
5106100000	Yarn,carded wool > 85%by weight not putup for retail sale	12 093	27 805	153 502	466 803
5106200000	Yarn,carded wool < 85%by weight not putup for retail sale	40 172	97 071	307 153	1 198 203
5107100000	Yarn,combed wool > 85%by weight not putup for retail sale	772	47 187	23 271	1 129 679
5107200000	Yarn,combed wool < 85%by weight not putup for retail sale	13 296	41 889	354 196	563 262
5109100000	Yarn,wool/ animal hair > 85%by weight,for retail sale	144 228	293 891	3 063 718	7 092 459
5109900000	Yarn,wool/ animal hair < 85%by weight,for retail sale	47 000	60 419	38 732	52 389
5110000000	Yarn,coarse animal hair/of horsehairwether not put up for retail s	12	295	9 699	21 504
5111119000	Woven fabric,carded,wool/ animal hair>85%weight < 300 g/m;oth	9 260	28 426	478 084	1 209 648
5111199000	Woven fabric,carded,wool/ animal hair>85%weight>300 g/m;oth p	1 003	1 166	21 055	26 784
5111200000	Other, mixed mainly or solely withman-made filaments	3 252	17 941	79 401	308 615
5111300000	Other, mixed mainly or solely withman-made staple fibres	129 173	187 056	1 021 681	1 504 844
5111900000	Other woven fabrics of carded wool orcarded fine animal hair	0	353	0	24 263
5112111000	Woven fabric,combed wool/ animal hair>85%weight<200 g/m;prin	8 538	15 711	132 088	248 426
5112119000	Woven fabric,combed wool/ animal hair>85%weight<200 g/m;oth	89 345	310 864	2 762 864	9 964 995
5112191000	Woven fabric,combed wool/ animal hair>85%weight>200 g/m;prin	68 864	69 132	752 535	759 489
5112199000	Woven fabric,combed wool/ animal hair>85%weight>200 g/m;oth	5 923	12 858	221 270	484 917
5112200000	Oth woven fabric,combed wool/ animal hairmix mainly/solely with	15 847	52 369	324 199	1 402 232
5112300000	Oth woven fabric,combed wool/ animal hairmix mainly/solely with	4 228	10 683	166 389	367 280
5112900000	Oth woven fabric,combed wool or of fineanimal hair.	2 827	3 156	88 189	96 171
5201000000	Cotton, not carded/combed.	79 343 424	253 455 352	163 241 905	509 977 102
5202100000	Yarn waste (including thread waste)	57 433	141 583	28 467	72 132
5202990000	Cotton waste,not garnetted stock	11 307	36 951	84 347	320 807
5203000000	Cotton, carded/combed.	0	2 217	0	29 104
5204110000	Cotton sewing thread,not for retail salecotton weight >=85%	118 131	197 746	939 991	1 814 432
5204190000	Cotton sewing thread,not for retail salecotton weight < 85%	30 805	171 506	341 028	1 696 128
5204200000	Cotton sewing thread, wether for sale	56 902	122 569	110 598	239 617
5205110000	Single yarn,of uncombed fibres measuring> 714.29 decitex, cotton	3 593	826 329	7 186	3 327 594
5205120000	Single yarnof uncombed fibres measuring232.58<decitex<714.29 ,	448 902	1 349 678	1 499 778	4 513 479
5205130000	Single yarnof uncombed fibres measuring192.31<decitex<232.56 ,	0	36 336	0	167 703
5205140000	Single yarnof uncombed fibres measuring125<decitex<192.32 , coi	51 267	185 507	302 778	1 108 840
5205220000	Single yarn,of combed fibres measuring 232,56<decitex<714.29 , c	47 005	151 000	212 713	682 827
5205230000	Single yarn,of combed fibres measuring192,31<decitex<232,56 coi	1 946 613	4 203 300	7 450 138	16 787 429
5205240000	Single yarn,of combed fibres measuring125<decitex <192,31 , cott	390 241	1 484 355	1 280 639	4 799 065
5205260000	Single yarn,of combed fibres measuring106,38<decitex< 125 , cott	19 596	20 208	92 347	100 266

I.3. IM POR M ENURUT KOM ODITI / IM PORT BY HS COM M ODITY

\*\*\* APRIL/ APRIL 2014 \*\*\*

H S	Uraian Komoditi Commodity Description	Berat Bersih / Net Weight (Kg)		Nilai / Value C.I.F (US\$)	
		Bulan ini Current Month	Kumulatif Cum. Jan. to date	Bulan ini Current Month	Kumulatif Cum. Jan. to date
5205310000	Multiple yarn,of uncombed fibres measure>714.29 decitex,cotton	739	2 866	12 081	56 262
5205320000	Multiple yarn,of uncombed fibres measure232.56<decitex<714.29	50 637	94 688	240 263	453 132
5205330000	Multiple yarn,of uncombed fibres measure192.31<decitex<232.31	0	34	0	961
5205410000	Multiple yarn,of combed measuring714.29 decitex/more, cotton >	648	669	5 147	5 373
5205420000	Multiple yarn,of combed measuring232.56<decitex<714.29,cotton	5 761	203 491	40 763	1 087 979
5205440000	Multiple yarn,of combed measuring125<decitex< 192.31 , cotton >	42 914	111 653	390 400	1 037 164
5205460000	Multiple yarn,of combed measuring106,38<decitex< 125 ,cotton >	22 375	22 390	140 756	140 831
5205480000	Multiple yarn,of combed measuring< 83.33 decitex, cotton >85%	0	24 539	0	237 713
5206110000	Single yarn of uncombed fibres,measuring>714,29or decitex, cottc	235	33 523	4 587	259 802
5206120000	Single yarn of uncombed fibres,measuring232,56<decitex<714.29	0	3 782	0	7 563
5206210000	Single yarn, of combed fibres, measuring>714.29 desitex,cotton<8	669	2 678	7 640	39 729
5206220000	Single yarn, of combed fibres, measuring232.56<decitex<714.29 , c	257 021	447 842	920 254	1 608 266
5206230000	Single yarn, of combed fibres, measuring192.31< decitex <232.56 .	23	256 862	104	923 431
5206240000	Single yarn, of combed fibres, measuring125<decitex< 192.31 ,cot	0	46 931	0	218 356
5206310000	Multiple yarn,of uncombed measuring> 714.29 decitex, cotton<85	22	5 413	244	34 140
5206320000	Multiple yarn,of uncombed measuring232.56<decitex< 714.29,cot	469	1 877	3 250	21 475
5206340000	Multiple yarn,of uncombed measuring125 <decitex< 192.31,cotton	19 932	19 932	239 782	239 782
5206420000	Multiple yarn,of combed fibres measuring232,56 <decitex< 714.29	2 728	2 728	53 159	53 159
5206440000	Multiple yarn,of combed fibres measuring125 <decitex< 191.31,ct	20	159	177	1 608
5206450000	Multiple yarn,of combed fibres measuring< 125 decitex cotton < 8	0	36 596	0	273 153
5207100000	Cotton yarn(oth sewing thread) retailsale,>=85% cotton by weight	1 191	13 550	17 964	111 470
5207900000	Cotton yarn(oth sewing thread) retailsale,< 85% cotton by weight	5 550	25 423	53 182	179 370
5208110000	Woven fabrics of cotton, unbleachedweighing <= 100 g/ m, >=85%	142 576	542 508	1 079 847	4 650 957
5208120000	Woven fabrics of cotton, unbleached100<weighing<200 g/ m, >=85%	334 501	778 163	3 506 079	8 279 109
5208130000	Woven fabrics cotton,unbleached,3or4thread twill ,<200g/ m,>=85	0	616	0	18 104
5208190000	Oth Woven fabrics cotton, unbbleach,<200g/ m,>=85%of cotton	925 260	2 768 028	10 853 388	32 697 313
5208210000	Woven fabrics of cotton,bleached,pleinweeve,weighing<100g/ m,>	37 848	68 879	371 576	785 346
5208220000	Woven fabrics of cotton,bleached,pleinweave,100<weigh<200 g/ n	35 008	218 307	367 558	2 475 555
5208230000	Woven fabrics cotton,bleached,3/4 threadtwill ,weighing<200g/ m	1 934	1 934	17 682	17 682
5208290000	Other Woven fabrics cotton,bleached,<200g/ m,>=85%of cotton	248 084	635 128	2 024 982	5 853 645
5208310010	Woven fabrics cotton,dyed,voille/chemivolle,weight <100 g/ m,>=8	771	4 308	14 725	60 181
5208310090	Other woven fabrics of cotton,dyed,weighing<200 g/ m, >=85%of c	117 342	434 091	1 015 895	4 274 796
5208320000	Woven fabrics of cotton,dyed,plain weave weave ,weight <100 g/ r	482 260	1 829 296	7 768 762	31 912 853
5208330000	Woven fabrics,dyed, 3-thread/ 4-threadtwill,weighing<200 g/ m, >=	59 579	121 279	548 253	1 275 319
5208390000	Other woven fabrics of cotton,dyed,weighing<200 g/ m, >=85%of c	389 893	1 249 129	4 334 535	13 417 750
5208410010	String Woven fabrics, cont>=85% ofcotton,of diff colour yarn, weig	2 283	17 345	59 927	233 334
5208410090	Oth woven fabrics, cont >=85% of cotton,of diff colour yarn, weigh	173 927	439 725	2 612 236	6 617 787
5208420010	String Woven fabrics,cont >=85%, cottonof diff colour yarn, weigh	1	4 292	2	74 483
5208420090	Oth Woven fabrics, cont >= 85% of cottonof diff colour yarn, weigl	837 886	2 790 538	11 939 340	40 547 883
5208430000	3-thread/ 4-thread twill, including cross weighing > 100 g/ m,>=85%	129 351	344 899	1 023 117	3 337 327
5208490000	Other fabrics of different color,weighing<200 g/ m, >=85%of cottor	96 058	369 275	713 316	2 913 093
5208519000	Plain weave,weinghing <=100g/ m3, notprinted by the traditional b	327	14 160	13 570	251 319
5208521000	Plain weave,weinghing >100g/ m2printed by the traditional batik p	0	202	0	2 786
5208529000	Plain weave,weinghing >100g/ m3, notprinted bythe traditional ba	27 123	116 164	285 543	1 513 370
5208591000	Other fabrics; printed by traditionalbatik process,<200 g/ m, >=85%	0	8 069	0	127 154
5208599000	Other fabrics; not printed traditionalbatik process,<200 g/ m, >=85	56 599	158 899	376 900	1 274 660
5209110000	Plain weave,unbleached cont.>=85% of cotton, weight >200 g/ m2	97 543	360 822	578 216	2 711 388
5209120000	3-thread/ 4-thread twill,unbleached,>=85% of cotton, weight > 200	541	541	7 196	7 196
5209190000	Other fabrics unbleached,>=85% cotton,weighing > 200 g/ m2	620 306	2 112 381	5 445 037	19 206 786
5209210000	Woven fabric bleached ,Plain weave >=85% cotton, weighing > 200	597	3 921	4 212	17 796
5209220000	3-thread/ 4-thread twill,bleached,>=85%weighing>200g/ m	6 163	6 748	91 571	96 437
5209290000	Other woven fabric bleached ,cont 85%of cotton weight > 200 g/ r	75 512	201 042	923 113	2 433 949
5209310000	Woven fabrics dyed, plain weave,cont.85%of cotton, weight > 200	340 308	1 345 433	3 150 277	12 737 295
5209320000	3or4 thread icl cross twill,dyed,>= 85%,weight>200g/ m	300 983	1 092 236	2 768 927	10 628 370
5209390000	Other woven fabrics,dyed, cont.85% of cotton,weight > 200 g/ m2	437 029	1 985 623	4 048 070	16 987 520
5209410000	Woven fabrics of yarn different colours,plain weave,>=85% cotton	49 204	170 802	512 500	1 684 631
5209420000	Woven fabrics of yarn different colours,denim,>=85% cotton, weig	669 824	1 902 034	4 171 024	12 069 686
5209430000	3/ 4 thread twill,yarn different colours,plain weave,>=85% ctnn, wg	2 767	19 129	16 857	239 361
5209490000	Other woven fabrics of yarn differentcolours,>=85% ctnn, wght>20	56 526	140 660	506 576	1 362 500
5209519000	Woven fabrics, plain weave, not printedby batik process,>=85% cti	7 395	10 004	98 218	126 269
5209529000	3or4 thread twill,not printed by batikprocess,>=85% ctnn, wght>20	3 955	24 282	37 456	238 899
5209591000	Other woven fabrics, printed by batikprocess,>=85% ctnn, wght>20	70	72	752	754
5209599000	Other woven fabrics, not printed bybatik process,>=85% ctnn, wgh	8	42 556	93	2 022 553
5210110000	Woven fabric,unbleached; plain weave< 85% cotton,weight<200g/	376 370	2 123 665	3 949 242	21 065 830
5210190000	Other woven fabric,unbleached; plainweave < 85% cotton,weight<	257 633	876 881	2 760 613	9 917 169
5210210000	Woven fabric,bleached; plain weave< 85% cotton,weight<200g/ m.	7 180	39 990	98 505	573 381

I.3. IM POR M ENURUT KOM ODITI / IM PORT BY HS COM M ODITY

\*\*\* APRIL/ APRIL 2014 \*\*\*

H S	Uraian Komoditi Commodity Description	Berat Bersih / Net Weight (Kg)		Nilai / Value C.I.F (US\$)	
		Bulan ini Current Month	Kumulatif Cum. Jan. to date	Bulan ini Current Month	Kumulatif Cum. Jan. to date
5210290000	Other woven fabric,bleached; plain weave< 85% cotton,weight<200g/m2:	17 898	57 793	244 208	920 578
5210310000	Woven fabric,dyed; plain weave< 85% cotton,weight<200g/m2:	178 231	432 921	3 999 821	9 822 907
5210320000	Woven fabric,dyed;3/ 4-thread twill inclcross twill,< 85% cotton,wei	9 723	52 730	67 257	324 269
5210390000	Other woven fabric,dyed; < 85% cotton,weight<200g/m2:	40 943	128 720	801 584	2 406 141
5210410010	String weave,of yarn of different colour< 85% cotton,weight<200g	4 489	13 726	87 509	281 513
5210410090	Woven fabric,different colour,not string weave,< 85% cotton,weig	96 210	299 660	1 101 217	4 031 600
5210490000	Other woven fabric,different colour,plain weave,< 85% cotton,wei	14 616	31 050	185 054	390 133
5210519000	Woven fabric,plain weave, not printed bybatik process,< 85% cott	0	1 028	0	3 553
5210591000	Other woven fabric,printed by batikprocess,< 85% cotton,weight<	0	2 305	0	53 449
5210599000	Other woven fabric,not printed by batikprocess,< 85% cotton,weig	130 172	289 014	1 036 584	2 385 419
5211110000	Woven fabric,unbleached;plain weave,< 85% cotton,weight>200g/	21 887	85 475	218 704	731 478
5211190000	Other woven fabric,unbleached,< 85% cotton,weight>200g/m2	121 548	434 172	1 306 122	5 459 908
5211200000	Woven fabric,bleached;,< 85% cotton,weight>200g/m2	3 145	3 145	29 943	29 943
5211310000	Woven fabric,dyed;plain weave,< 85% ofcotton,weight>200g/m2	66 018	201 980	787 364	2 234 629
5211320000	Woven fabric,3/ 4 thread twill,dyed,< 85%of cotton,weight>200g/r	83 754	263 142	666 654	2 193 060
5211390000	Other woven fabric,dyed;< 85% of cotton,weight>200g/m2	70 603	369 492	689 392	2 604 935
5211410090	Woven fabric,different colour,not string weave,< 85% cotton,weig	86 936	104 204	609 779	660 244
5211420000	Woven fabric,different colour,denim,< 85% cotton,weight>200g/n	163 324	394 126	798 235	2 105 653
5211430000	Oth fabrics of 3-thread/ 4-thrd,<85%of co,weight>200g/m2	0	34	0	1 588
5211490000	Oth fabrics of different colours< 85% cotton,weight>200g/m2	5 100	12 329	11 791	49 711
5211599000	Other Woven fabric,not printed by batik< 85% cotton,weight>200	67 782	214 417	429 419	1 605 183
5212110000	Oth wovenfabric ofcotton weight<=200g/m2unbleached	46 412	213 772	711 742	3 211 070
5212120000	Oth wovenfabric ofcotton weight<=200g/m2bleached	1	4 463	2	49 349
5212130000	Oth wovenfabric ofcotton weight<=200g/m2dyed	12 212	19 430	110 028	228 250
5212140000	Oth wovenfabric ofcotton weight<=200g/m2of yarns of differrent	371 598	750 899	2 829 516	6 140 516
5212159000	Oth wovenfabric ofcotton weight<=200g/m2not printed by traditi	23 914	89 421	269 007	556 551
5212210000	Oth wovenfabric ofcotton weight>200g/m2unbleached	599 594	1 329 432	5 823 820	13 023 860
5212220000	Oth wovenfabric ofcotton weight>200g/m2bleached	1 147	1 324	9 843	11 256
5212230000	Oth wovenfabric ofcotton weight>200g/m2dyed	91	122	1 000	4 646
5212240000	Oth wovenfabric ofcotton weight>200g/m2of yarns of differrent c	174	625	9 797	24 932
5212251000	Oth wovenfabric ofcotton weight>200g/m2printed by the traditi	0	1	0	1
5212259000	Oth wovenfabric ofcotton weight>200g/m2not printed by traditi	161	543	302	4 013
5301100000	Flax, raw/retted	582	582	3 056	3 056
5301290000	Flax, broken, scutched, heckled/othwiseprocess, but notspun,not l	0	16 055	0	96 330
5303100000	Jute & oth textile bast fibres, raw/retted	50 000	351 329	54 250	372 579
5303900000	Jute & oth textile bast fibres,not raw/retted	65	65	703	703
5305001000	Ssal & oth textile fibres of the genusageve;tow & waste of these fi	216 000	647 340	307 200	925 856
5305002021	Textile fibres Of abaca; Raw	17 214	80 964	7 719	58 965
5305009090	Textile fibres; other of ramie	660	660	3 683	3 683
5306100000	Single flax yarnflax yarn	0	11 045	0	133 631
5306200000	Multiple (folded)/cabled flax yarn	2	286	43	5 606
5307100000	Single yarn of jute/of oth textile bast of heading 53.03.	30 095	118 400	20 993	187 662
5307200000	Multiple (folded)/cabled of jute/ othfibres bast fibres of heading 5	3 663 578	10 425 399	3 149 548	8 703 147
5308100000	Coir yarn	0	1	0	1
5308200000	True hemp yarn	0	2 317	0	14 619
5308901000	Paper yarn	63	63	5 042	5 042
5308909000	Other yarn of other vegetable textile fi	419	419	2 956	2 956
5309119000	Woven fabrics of flax cont>=85%by weightunbleached or not;not p	532	9 267	5 638	236 326
5309191000	Other Woven fabrics,flax cont>=85%byweight;print by traditional l	2 916	4 306	37 157	69 316
5309199000	Other Woven fabrics,flax cont>=85%weightnot print by traditional	366	12 410	10 533	367 947
5309219000	Woven fabrics of flax cont<85% by weightunbleached or not;not p	0	13	0	1 175
5309291000	Woven fabrics of flax cont<85% by weightoth;printby the traditi	0	8 260	0	116 270
5309299000	Woven fabrics of flax cont<85% by weightoth; not printed by the t	753	60 237	10 628	1 014 111
5310100010	Woven fabrics of jute or of oth textileUnbleached; plain	45 846	64 576	52 112	76 389
5310100090	Woven fabrics of jute or of oth textileUnbleached; other plain	1	36	2	141
5310909000	Other woven fabrics of jute/ oth textilehead 53.03, not printed by l	0	1 567	0	25 828
5311009000	Woven fabrics of oth vegetable textilefibres&paper yarn; not print	0	20 133	0	56 089
5401101000	Sewing thread of man-made flment ofsynthetic filaments; for reta	8 400	79 725	114 609	689 761
5401109000	Sewing thread of man-made flment ofsynthetic filaments; not for r	557 524	1 906 302	2 069 859	7 375 150
5401201000	Sewing thread of man-made flment ofartificial filaments; for retail	1 863	4 628	8 161	27 573
5401209000	Sewing thread of man-made flment ofartificial filaments;not for re	15 982	55 298	112 020	358 061
5402110000	Syntthatic filamentaryarn (oth than sewingHigh tenacity yarn of nylo	8 848	54 622	147 794	1 067 168
5402190000	Syntthatic filamentaryarn (oth than sewingHigh tenacity yarn of nylo	601 801	2 435 037	2 698 603	10 867 754
5402200000	Syntthatic filamentaryarn (oth than sewingHigh tenacity yarn of poly	945 765	3 362 168	2 524 200	9 664 532
5402310000	Textured yarn of nylon/ oth polyamidemesasuring single yarn <= 50	344 825	1 097 660	2 045 468	6 831 579
5402320000	Textured yarn of nylon/ oth polyamidemesasuring single yarn > 50	29 708	307 945	125 443	1 215 517

I.3. IM POR M ENURUT KOM ODITI / IM PORT BY HS COM M ODITY

\*\*\* APRIL/ APRIL 2014 \*\*\*

H S	Uraian Komoditi Commodity Description	Berat Bersih / Net Weight (Kg)		Nilai / Value C.I.F (US\$)	
		Bulan ini Current Month	Kumulatif Cum.Jan. to date	Bulan ini Current Month	Kumulatif Cum.Jan. to date
5402330000	Textured yarn of polyesters	2 303 929	7 411 522	5 560 000	19 203 573
5402340000	Textured yarn of polypropylene syntheticfilament	473 220	1 356 789	1 172 147	3 215 803
5402390000	Other texture synthetic filament yarn	88 778	567 463	399 834	1 133 481
5402440000	Oth yarn, single, with a twist or not<50turn/m; elastomeric	973 571	3 349 675	7 609 532	26 525 174
5402450000	Oth yarn, single, with a twist or not<50turn/m; oth, of nylon/ oth p	126 829	828 519	557 417	3 048 331
5402460000	Oth yarn, single, with a twist or not<50turn/m; oth, of polyesters,p	2 883 821	8 164 990	4 416 645	13 036 491
5402470000	Oth yarn, single, with a twist or not<50turn/m; oth, of pollester	2 438 587	9 290 728	4 974 887	19 334 796
5402480000	Oth yarn, single, with a twist or not<50turn/m; oth, of polipropiler	227 141	629 238	304 964	871 291
5402490000	Oth yarn, single, oth thn, of elast, nylpolyester,polypropylene,<=50	755 920	2 775 135	2 587 308	8 879 073
5402510000	Oth yarn, single, with a twist or not>50turn/m; of nylon or oth pol	385	1 533	5 240	17 698
5402520000	Oth yarn, single, with a twist or not>50turn/m; of nylon or oth pol	19 454	63 191	89 598	353 561
5402599000	Oth yarn, single, with a twist or not>50turn/m; other; other	798	5 490	11 474	96 820
5402610000	Oth yarn, multiple or cableof nylon or polyamides	90 408	151 834	399 686	656 273
5402620000	Oth yarn, multiple or cableof polyesters	715 066	1 530 927	1 535 320	3 640 664
5402691000	Oth yarn, multiple or cableof other : polypropylena	42 566	340 160	67 560	728 143
5402699000	Oth yarn, multiple or cableof other : oth than polypropylena	8 724	86 062	75 294	298 367
5403100000	Artificial filament yarn (not sewing)high tenacity yarn of viscose r;	1 739	6 698	5 581	26 753
5403311000	Artificial filament yarn,oth yarn,singleof viskosa twist/ not <120 tur	0	4 459	0	27 524
5403319000	Artificial filament yarn,oth yarn,singleof viskosa twist/ not <120 tur	249 956	1 064 180	681 259	2 303 445
5403321000	Artificial filament yarn,oth yarn,singleof viskosa twist/ not >120 tur	10 371	22 391	33 394	74 261
5403329000	Artificial filament yarn,oth yarn,singleof viskosa twist/ not >120 tur	0	131 370	0	32 093
5403339000	Artificial filament yarn,oth yarn,singleof cellulose acetate: oth text	0	92	0	558
5403391000	Artificial filament yarn,oth yarn,singleof other : textured yarn	0	9 587	0	62 313
5403399000	Artificial filament yarn,oth yarn,singleof other : oth textured yarn	1 392	19 828	7 834	91 461
5403419000	Artificialfilament yarn,oth yarn,multipleor cable: of viscose rayon; c	58 114	244 575	163 299	844 323
5403429000	Artificialfilament yarn,oth yarn,multipleorcable: ofcelluloseacetat;	2 318	4 710	169 213	313 118
5403491000	Artificialfilament yarn,oth yarn,multipleorcable: of other ; textured	0	17	0	17
5403499000	Artificialfilament yarn,oth yarn,multipleorcable: of other ; oth text	11 482	71 154	47 331	437 725
5404110000	Synth monfilament of elastomeric >=67decitex,dimension<=1mm,	13 385	106 092	58 922	322 999
5404120000	Synth monfilament oth ofplypropylne>=67decitex,dimension<=1n	12 290	115 922	50 120	369 846
5404190000	Synth monfilament other >=67decitexdimension<=1mm, width<=f	28 695	350 165	207 598	2 895 001
5404900000	Synthetics other than filaments exceeds<1 mm, width <= 5 mm	102 762	326 871	327 873	708 775
5406000000	Man-made filament yarn(oth than sewingthread) put up for retail	2	868	25	9 607
5407102010	Woven fabrics of synt filament yarn fromhigh of nylon/oth :tyre fa	2 634	29 093	125 968	400 179
5407102090	Woven fabrics of synt filament yarn fromhigh of nylon/oth :tyre fa	270 755	684 442	3 969 896	11 129 536
5407109010	Woven fabrics of synt filament yarn fromhigh of nylon/oth : other	33 819	128 533	202 866	1 036 654
5407109090	Woven fabrics of synt filament yarn fromhigh of nylon/oth : other	141 114	589 487	1 863 431	7 448 005
5407200000	Woven fabrics of synt filament yarnwoven fabricsobtained from st	66 395	282 761	164 129	803 946
5407300000	Woven fabrics of synt filament yarnfabrics specified in nota 9to se	1 792	9 173	41 392	216 831
5407411000	Woven nylon mesh fabric of untwistedweight >=85% of flmnt of n;	90 017	420 125	928 628	4 137 094
5407419000	Woven nylon mesh fabric of untwistedweight >=85% of flmnt (	71 995	372 600	1 023 753	4 510 509
5407420000	Woven fabrics of synt filament yarn fromnylon cont >85%; dyed	485 403	1 504 185	7 469 785	24 571 339
5407430000	Woven fabrics of synt filament yarn fromnylon cont>85%;of yarno	295	12 200	979	64 341
5407440000	Woven fabrics of synt filament yarn fromnylon cont >85%; printec	3 858	11 811	56 827	243 230
5407510000	Woven fabrics of synt filament yarn frompolyester cont >85%; unl	1 666 056	5 288 147	8 110 400	26 384 422
5407520000	Woven fabrics of synt filament yarn frompolyester cont >85%; dy	1 368 077	4 760 956	17 506 034	61 177 040
5407530000	Woven fabrics of synt filament yarn frompolyester cont >85%; ofy;	44 521	119 189	124 354	428 397
5407540000	Woven fabrics of synt filament yarn frompolyester cont >85%; pri	162 166	369 167	2 036 858	5 084 812
5407610010	Oth woven fabrics,cont>=85% of by weightofnontextured polyst fi	900 580	3 816 016	5 597 329	21 538 440
5407610090	Oth woven fabrics,cont>=85% of by weightofnontextured polyst fi	1 637 461	5 690 043	10 722 980	32 814 068
5407690010	Oth woven fabrics,cont>=85% of by weightof polyst filamnt: unble	433 468	1 436 798	3 978 907	13 115 527
5407690090	Oth woven fabrics,cont>=85% of by weightof polyst filamnt: other	647 886	2 141 675	6 861 799	22 333 421
5407710000	Oth woven fabrics,cont>=85% of by weightof synthet filamnt:unbl	682 778	1 593 291	3 133 872	8 839 111
5407720000	Oth woven fabrics,cont>=85% of by weightof synthet filamnt: dyec	56 614	206 816	769 399	3 041 960
5407730000	Oth woven fabrics,cont>=85% of by weightof synthet filamnt: of y;	0	1 244	0	7 401
5407740000	Oth woven fabrics,cont>=85% of by weightof synthet filamnt: prin	41 515	107 323	423 810	1 141 531
5407810000	Oth woven fabrics,cont<85% of by weightof synthet filamnt-mixed	748	16 488	16 585	279 324
5407820000	Oth woven fabrics,cont<85% of by weightof synthet filamnt-mixed	95 419	269 690	1 628 788	4 380 193
5407830000	Oth woven fabrics,cont<85% of by weightof synthet filamnt-mixed	2 936	22 335	28 838	210 582
5407840000	Oth woven fabrics,cont<85% of by weightof synthet filamnt-mixed	12 581	50 385	233 894	865 938
5407910000	Woven fabrics of synt filament yarn ofother woven fabric; unbleac	203 375	283 179	469 136	733 944
5407920000	Woven fabrics of synt filament yarn ofother woven fabric; dyed	145 251	405 392	1 349 323	3 444 971
5407930000	Woven fabrics of synt filament yarn ofother woven fabric;of yarn c	40	3 829	3 522	53 063
5407940000	Woven fabrics of synt filament yarn ofother woven fabric; printed	462	2 335	6 237	29 371
5408100010	Woven fabrics ofartificial filament yarnfromhigh tenacty yarnof vis	1 771	19 652	40 531	297 677
5408100090	Woven fabrics ofartificial filament yarnfrom high tenacity yarn of v	208 044	751 168	1 978 702	7 124 711



I.3. IM POR M ENURUT KOM ODITI / IM PORT BY HS COM M ODITY

\*\*\* APRIL/ APRIL 2014 \*\*\*

H S	Uraian Komoditi Commodity Description	Berat Bersih / Net Weight (Kg)		Nilai / Value C.I.F (US\$)	
		Bulan ini Current Month	Kumulatif Cum. Jan. to date	Bulan ini Current Month	Kumulatif Cum. Jan. to date
5408210000	Woven fabrics of artificial filament yarn cont >85% weight : umbrella	18 333	100 294	196 429	1 158 894
5408220000	Woven fabrics of artificial filament yarn cont >85% weight or strip/t	31 882	206 023	480 851	2 363 591
5408230000	Woven fabrics of artificial filament yarn cont >85% weight of yarn c	58	98	316	1 454
5408240000	Woven fabrics of artificial filament yarn cont >85% weight or strip/t	13 157	59 009	237 629	774 757
5408310000	Woven fabrics of artificial filament yarnoth woven fabric: unbleach	0	162	0	2 195
5408320000	Woven fabrics of artificial filament yarnoth woven fabric: dyed	61	9 332	1 743	157 032
5408330000	Woven fabrics of artificial filament yarnoth woven fabric: of yarn of	0	853	0	17 981
5408340000	Woven fabrics of artificial filament yarnoth woven fabric: printed	0	1 767	0	65 395
5501100000	Synthetic filament tow of nylon or other polyamides	124 765	225 091	2 322 256	4 146 410
5501200000	Synthetic filament tow of polyesters	207 977	705 208	2 617 415	7 289 776
5501300000	Synthetic filament tow of acrylic or modacrylic	2 706 622	12 022 226	11 079 789	35 798 946
5501400000	Synthetic filament tow of polypropylene	33 081	132 234	85 622	192 552
5501900000	Synthetic filament tow Other	32 812	62 559	119 390	286 873
5502000000	Artificial filament tow	3 707 586	14 820 244	23 342 252	93 386 404
5503110000	Synthetic staple fibres of nylon or othrpolyamides of aramids	14 116	63 073	179 806	1 089 653
5503190000	Synthetic staple fibres of nylon or othrpolyamides of oth than arar	72 540	260 545	358 081	1 275 769
5503200000	Synthetic staple fibres of polyesters	10 589 021	42 306 136	15 201 795	62 815 733
5503300000	Synthetic staple fibres of acrylic or modacrylic	1 912 686	7 582 480	5 065 341	20 642 312
5503400000	Synthetic staple fibres of polypropylene	311 692	1 437 476	865 090	3 673 815
5503900010	Synthetic staple fibres of other :of viscose rayon	129 723	938 559	497 057	3 203 257
5503900090	Synthetic staple fibres of other :other than viscose rayon	325 972	1 206 321	1 201 263	4 699 247
5504100000	Artificial staple fibres not carded, combed otherwise procss for spin: of	7 022 502	23 048 902	12 639 677	44 240 653
5504900000	Artificial staple fibres not carded, combed otherwise procss for spin: oth	67 081	523 303	156 665	1 409 446
5505100000	Waste of man-made fibres of synthetic fibres	69 505	420 943	70 583	285 857
5505200000	Waste of man-made fibres of artificial fibres	210 553	554 114	48 638	128 789
5506100000	Synth staple fibres carded, combed otherwise prcs for spin: of nylon	42 596	121 000	370 210	1 227 516
5506200000	Synth staple fibres carded, combed otherwise proces for spin: of pol	498 518	1 522 961	5 242 876	14 844 086
5506300000	Synth staple fibres carded, combed otherwise proces for spin: acrylic	47 500	200 239	193 015	815 681
5506900000	Synth staple fibres carded, combed otherwise process for spinn :	23 111	78 005	263 766	703 681
5507000000	Artificial staple fibres, carded, combed otherwise processed for spin	0	29	0	236
5508101000	Sewing thread of man-made staple fibres wether for sale or no: of s	197 914	393 897	626 629	1 436 512
5508109000	Sewing thread of man-made staple fibres wether for sale or no: oth	377 359	1 436 981	1 001 835	3 727 997
5508201000	Sewing thread of man-made staple fibres wether for sale or no: of a	0	3 261	0	36 137
5508209000	Sewing thread of man-made staple fibres wether for sale or no: oth	23 654	53 976	75 585	232 407
5509110000	Single yarn cont >=85% by weight of staple fibres of nylon/ oth poly	11 653	25 512	115 274	276 998
5509120000	Multiple/ cabled yarn cont >=85% by weight of staple fibres of nylon	3 278	4 787	18 620	23 695
5509210000	Single yarn cont >=85% by weight of polyester staple fibres	822 832	2 925 868	1 525 825	5 140 056
5509220000	Multiple (folded)/ cabled yarn cont >=85% of polyester staple fibres	263 100	520 504	920 812	2 029 978
5509310000	Single yarn cont >=85% by weight of acrylic/ modacrylic staple fibre	0	372	0	2 657
5509320000	Multiple/ cabled yarn cont >=85% by weight of acrylic/ modacrylic st	65 497	178 061	277 028	755 368
5509410000	Single yarn cont >=85% by weight of synthetic staple fibres	8 415	25 985	151 910	449 818
5509420000	Multiple (folded)/ cabled yarn cont >=85% of synthetic staple fibres	2 789	16 068	55 409	197 164
5509510000	Oth yarn of polyester staple fibres mixed mainly with artificial stapl	0	104 899	0	157 224
5509529000	Oth yarn of polyester staple fibres, other mixed mainly/ solely with wc	0	4 659	0	18 512
5509530000	Oth yarn of polyester staple fibres mixed mainly/ solely with cotton	213 642	841 183	755 811	2 528 355
5509590000	Oth yarn of polyester staple fibres other	20 690	51 358	147 576	356 045
5509610000	Oth yarn of acrylic/ modacrylic staple fibres mixed mainly/ solely with w	6	12 009	119	31 194
5509620000	Oth yarn of acrylic/ modacrylic staple fibres mixed mainly/ solely with c	21 582	25 340	40 393	46 035
5509690000	Oth yarn of acrylic/ modacrylic staple fibres other	38 973	71 895	173 677	336 129
5509910000	Other yarn mixed mainly or solely with wool/ fine animal hair	129	129	9 296	9 296
5509990000	Other yarn mixed other than wool/ fine animal hair & cotton	18	7 653	163	75 978
5510110000	Single yarn cont >=85% by weight of artificial staple fibres	410 469	646 432	792 018	1 480 668
5510120000	Multiple/ cabled yarn cont >=85% by weight/ artificial staple fibres	606	7 323	3 631	59 617
5510300000	Other yarn, mixed mainly/ solely cont >=85% of weight with cotton	152 040	485 692	511 982	1 772 798
5510900000	Other yarn of artificial staple fibres cont >=85% of weight	4 789	147 251	58 246	959 097
5511101000	Yarn of synthtic staple fibres, cont >=85% weight of such fibres knitting	13 157	55 589	115 513	449 950
5511109000	Yarn of synthtic staple fibres, cont >=85% weight of such fibres : oth	6 286	149 908	51 548	576 643
5511201000	Yarn of synthtic staple fibres, cont <85% weight of such fibres knitting	16	938	463	4 470
5511209000	Yarn of synthtic staple fibres, cont <85% weight of such fibres : oth	1	2 029	12	5 562
5511300000	Yarn of artificial staple fibres put up for retail sale	2 769	10 558	62 545	206 825
5512110000	Woven fabrics of synthetic staple fibres cont >85% wight of polyeste	1 281	170 379	16 441	765 542
5512190000	Woven fabrics of synthetic staple fibres cont >85% wight of polyeste	409 704	1 208 606	3 680 654	11 292 703
5512210000	Woven fabrics of synthetic staple fibres cont >85% wight of acrylic/ m	11 875	13 103	85 994	102 823
5512290000	Woven fabrics of synthetic staple fibres cont >85% wight of acrylic/ m	149 915	578 469	1 669 504	6 376 675
5512910000	Woven fabrics of synthetic staple fibres cont >85% weight of oth : un	472	4 286	4 848	78 495
5512990000	Woven fabrics of synthetic staple fibres cont >85% weight of oth th p	6 219	60 447	155 847	1 142 496

I.3. IM POR M ENURUT KOM ODITI / IM PORT BY HS COM M ODITY

\*\*\* APRIL/ APRIL 2014 \*\*\*

H S	Uraian Komoditi Commodity Description	Berat Bersih / Net Weight (Kg)		Nilai / Value C.I.F (US\$)	
		Bulan ini Current Month	Kumulatif Cum. Jan. to date	Bulan ini Current Month	Kumulatif Cum. Jan. to date
5513110000	Wovn fbrcs of plyster stple fbre bleacheplain weave <=85% mix w/	177 960	659 315	1 628 240	6 648 684
5513120000	3-thread /4-thread twill, incl twill polstaple fibres <=85% w/cotton	0	9 082	0	202 139
5513130000	Oth woven fbrcs of polyester stple fbr<=85% mixed wght <170 g/n	686 079	2 257 537	5 720 738	20 731 677
5513190000	Oth woven fabrics <85% mixed cottonweight <170 g/m of cotton	5 471	40 501	57 968	387 407
5513210000	Dyed woven fabrics of polyester staplefibres, plain weave<85% of	777 466	2 971 764	3 435 451	9 286 914
5513230000	Oth dyed woven fabric ofpolyester staplefibres <85%, cotton<170	4 070	10 787	52 339	115 305
5513290000	Oth woven fabrics <85% such fibres, mixed cotton <170 g/m dyed	251 812	884 101	2 833 507	9 483 675
5513310000	Woven fabrics of yarn of diff color of polyester stple fbrs,plain wea	54 359	222 184	321 954	1 350 852
5513390000	Oth woven fabrics<85% of such fibresweight <170 g/m of cotton: (	17 823	57 985	254 030	834 826
5513410000	Printed polyester staple fibres, plainweave <85% of fbr, cotton<17	407 028	1 482 774	1 084 628	4 404 599
5513490000	Other woven fabrics<85% of fibresweight <170 g/m of cotton	480	965	6 534	11 803
5514110000	Woven fbrcs of polyester staple fibresplain weave <=85%,cotton >	7 612	81 009	80 753	551 800
5514120000	3-thread/4-thread twill, incl twill ofpolyester stpl fbrs<85%, cotton	495	10 641	12 122	114 392
5514190000	Other woven fabrics<85% of fibresmixed weight >170g/m of cotto	103 640	237 720	2 081 371	4 679 197
5514210000	Dyed polyester staple fbrs, plain weavestaple fbrs<85%, cotton >1	3 580	16 076	24 121	148 991
5514220000	Woven fabric of synt; dyed<85% with ctto3-thread/4-thread twill,i	7 313	24 117	94 739	276 142
5514230000	Woven fabric of synt; dyed<85% with cttdyed; oth woven fbr pol;	721 614	2 307 723	738 290	2 641 726
5514290000	Other woven fabrics<85% of fibres mixedweight >170g/m of cotto	440 902	1 826 245	691 268	2 402 888
5514300000	Woven fabrics of synth stple fibre <85%, cotton >170 g/m, diff col	107 062	137 117	112 606	159 331
5514410000	Printed polyester staple fibres, plainweave <85% of fbr, cotton >17	56 123	118 526	609 842	1 321 129
5514420000	Prnt 3-thread/4-thread twill,incl twlpolyester stple fbr<85%, cotto	6 968	55 511	47 739	404 233
5514430000	Oth printd woven fabrics of polyesterstpl fbr <85%, cotton >170 g/	11 174	29 095	163 490	379 014
5514490000	Oth printed woven fabrics<85% suchfibres, weight >170 g/m of co	34 637	137 935	145 680	657 064
5515110000	Oth wvn fbrcs of synth stple fbrs ofpolyester stpl fbr mixed viscos	345 143	1 071 507	3 800 565	12 405 915
5515120000	Oth wvn fbrcs of synth stple fbrs ofpolyester stpl fbr mixed w/m-	20 204	52 909	265 584	559 110
5515130000	Oth wvn fbrcs of synth stple fbrs ofpolyster stpl fbr mix w/wool/ε	43 641	94 424	756 499	1 685 374
5515190000	Other woven fabrics of synth stple fbrof other polyester staple fibr	84 216	258 036	1 072 554	4 128 681
5515210000	Oth wvn fbrcs of acrylic/ modacrylicmixed/solely with man-made fi	0	1 044	0	1 705
5515220000	Oth wvn fbrcs of acrylic/ modacrylicmixed/solely w/ wool/fine anm	1 839	1 839	27 938	27 938
5515290000	Oth wvn fbrcs of acrylic/ modacrylicmix w/other than man-made fi	2 471	5 505	18 628	27 874
5515910000	Oth woven fabrics mixed mainly/solelyman-made filaments	3 655	16 288	120 642	616 350
5515991000	Oth woven fabrics mixed mainly/solelyw/wool/fine anml hair	308	1 276	6 465	27 164
5515999000	Oth woven fabrics mixed mainly/solelywith other than man-made	9 908	25 035	117 832	309 762
5516110000	Unbleached/bleached woven fabrics ofartificial staple fibre;weight	104 385	446 866	690 879	2 886 901
5516120000	Dyed woven fbrcs of artificial staplefibre; weight>=85%	91 660	294 765	1 378 097	4 209 160
5516130000	Woven fabrics of yarns of diff colorweight>=85% of artificial staple	0	4 531	0	60 511
5516140000	Printed woven fabrics; wght>=85% ofartificial staple fibres	21 608	92 912	364 070	1 204 264
5516210000	Un/bleached woven fabrics of artificialstaple fibre mix m-m-f;weig	0	442	0	6 651
5516220000	Dyed woven fabrics of artificial staplefibre mix m-m-f;weight<85%	11 836	48 200	207 980	845 411
5516230000	Woven fabrics of yarn of diff colorartficial stple fbr mix m-m-f;weigl	42	6 305	3 933	20 250
5516240000	Printed woven fabrics of artifcl staplefibre mixed with m-m-f;weigl	1 297	6 428	36 084	165 415
5516320000	Dyed woven fabrics of artificial staplefibre mixed with wool;weigh	11 119	11 307	225 049	232 740
5516330000	Woven fbrc of yarn of diff color staplefibre mixed with wool;weigh	0	454	0	8 551
5516410000	Un/bleached woven fabrics of artificialstaple fibre mixed cotton;w	691	3 738	8 714	46 053
5516420000	Dyed woven fabrics of artificial staplefibre mixed with cotton;weig	0	2 685	0	63 177
5516430000	Woven fabrics of yarn of diff colorsmixed with cotton;weight<85%	4 407	13 436	65 455	206 038
5516910000	Other un/bleached woven fabrics ofstaple fbr	218	1 883	3 542	22 532
5516920000	Other woven fabrics of artificial staplefibre,un/bleached	4 822	28 803	68 075	554 538
5516930000	Other woven fabrics of artificial staplefibre,dyed	1 544	3 734	6 554	18 134
5516940000	Other woven fabrics of artificial staplefibre,of yarn diff colours	194 259	578 202	1 692 260	5 746 695
5601210000	Wadding of cotton,length<=5mm	90 596	288 702	1 087 411	3 071 353
5601220010	Wadding of cotton m-m-f of wrappedcigarette tow,length<=5mm	22 969	190 506	166 012	1 939 571
5601220090	Wadding of cotton m-m-f of oth wrappedcigarette tow,length<=5r	33 602	140 470	372 672	1 371 725
5601290000	Wrapped of other than cotton man-madefibres	18 900	53 505	39 222	87 503
5601301000	Polyamide fibre flock of wadding,length<=5mm	6 003	35 070	35 503	174 526
5601309000	Textile flock & dust mill neps oth thanpolyamide fibre flock;length	34 582	53 964	161 214	327 852
5602100000	Needleloom felt & stitch-bonded fibrecovered/laminated.	19 264	120 361	95 597	427 711
5602210000	Oth felt of wool/fine animal hair,notimpregnated,coated,covered	2 215	28 177	22 472	385 878
5602290000	Oth felt of oth textile materials,notimpregnated,coated,covered	8 958	22 281	106 077	291 030
5602900000	Felt, oth thn needleloom&oth felt notimpregnated, coated, covere	141 515	387 409	1 588 637	4 302 365
5603110000	Non woven of man-made filament, notimprgnatd,cvred/lminate	1 733 061	6 506 588	5 865 880	22 482 822
5603120000	Non woven of m-m-f, not imprgnated,cvred/lminated; 25g/m<w	1 274 843	5 075 046	4 716 894	17 070 379
5603130000	Non woven of m-m-f, not imprgnated,cvred/lminated; 70g/m<w	584 647	1 675 348	2 084 694	6 022 926
5603140000	Non woven of m-m-f, not imprgnated,covered/laminated; weight>	1 534 281	4 565 489	5 549 683	17 594 426
5603910000	Non woven of oth m-m-f, weight=<25g/m2	339 385	1 170 191	1 231 025	4 360 582
5603920000	Non woven of oth m-m-f,25g/m2<weighing=<70g/m2	531 290	1 999 342	2 922 369	10 772 302

I.3. IM POR M ENURUT KOM ODITI / IM PORT BY HS COM M ODITY

\*\*\* APRIL/ APRIL 2014 \*\*\*

H S	Uraian Komoditi Commodity Description	Berat Bersih / Net Weight (Kg)		Nilai / Value C.I.F (US\$)	
		Bulan ini Current Month	Kumulatif Cum. Jan. to date	Bulan ini Current Month	Kumulatif Cum. Jan. to date
5603930000	Non woven of oth m-m-f,70g/m2< weighing=<150g/m2	79 583	295 484	539 301	2 216 096
5603940000	Non woven of oth m-m-f,weight=<150g/m2	941 520	3 066 746	4 015 601	13 192 058
5604100000	Rubber thread & cord, textile covered & the like head 5404/5405	75 717	243 694	1 693 363	4 702 230
5604901000	Imitation catgut, of silk yarn	3 263	7 097	46 256	118 992
5604902000	Rubber impregnated textile thread yarn	2 610	5 835	74 770	139 721
5604903000	High tenacity yarn of polyester, of nylon/ oth polyamides/ of viscose	180 886	330 425	601 660	1 311 753
5604909000	Oth thn rubber thread&cord, textilecoverd&the like head 5404/54	31 763	132 966	330 913	1 969 255
5605000000	Metallised yarn, whether/ not gimped, being textl yarn/ strip like he	19 999	32 746	95 017	274 590
5606000000	Gimped yarn, & strip&like of head 5404/5405, gimped, chenille yarn	150 746	654 283	391 737	1 397 840
5607210000	Binder/ baler twine of sisal/ oth textilefbrs of genus agave	815	37 458	10 489	147 107
5607290000	Oth binder/ baler twine of sisal/ oth textile fbrs of genus agave	80 829	250 846	471 105	1 329 983
5607410000	Binder/ baler twine of polyethylene/ polypropylene	493	6 267	4 124	26 408
5607490000	Oth binder/ baler twine of polyethylene/ polypropylene	876 876	4 596 855	1 384 622	6 447 855
5607501000	V-belt cord of man-made fibres treatedresorcinol formaldehyde>=	13 431	51 440	181 630	845 820
5607509000	Oth v-belt cord of m-m-fibrs treatedresorcinol formaldehyde>=10	178 445	493 096	771 833	2 655 833
5607901000	Twine, cordage, ropes& cables of artificial fibres	8 863	98 811	125 387	271 435
5607902000	Twine, cordage, ropes& cables of abaca/ oth hard fibres	24	26	152	183
5607903000	Twine, cordage, ropes& cables of jute/ oth textile bast fibr head 530	0	42 120	0	30 747
5607909000	Oth twine, cordage, ropes& cables	97 792	338 272	955 882	3 021 014
5608110000	Made up fishing net of man-made textile materials	488 001	1 616 462	680 914	2 063 212
5608192000	Net bags of man-made textile material	27 354	91 420	118 881	447 184
5608199000	Oth net bags of man-made textile materials	123 110	314 252	319 247	692 266
5608901000	Net bags of oth man-made textile materials	11 388	14 659	73 320	113 060
5608909000	Oth net bags of oth man-made textile materials	103 641	271 179	139 507	647 721
5609000000	Articles of yarn, strip/ the like of head 5404/5405, twine, cordage, rop	234 840	637 074	1 283 940	3 733 701
5701109000	Oth prayer rugs of carpet of wool/ fine animal hair	0	102	0	10 020
5701901900	Oth prayer rugs of carpet of cotton	0	6 100	0	26 575
5701909900	Oth prayer rugs of carpet oth than wool/ cotton	0	12	0	4 815
5702200000	Floor covering of coconut fibres (coir) not tufted/ flopped	0	41 566	0	79 482
5702310000	Floor cov of pile construct of wool/ fine animal hair, not made up, no	4 177	4 177	10 490	10 490
5702391000	Floor cov of pile construct of cotton not made up, not tufted/ flocke	1 680	1 680	48 301	48 301
5702399000	Floor cov of pile construct of oth textile materials, not made up, no	0	63	0	242
5702419000	Oth prayer rugs of floor cov of pile construct, made up of wool/ fine	0	8 100	0	10 993
5702421000	Prayer rugs of floor cov of pile construct, made up of man-made text	106 499	312 284	199 343	603 008
5702429000	Oth prayer rugs of floor cov of pile construct, made up of man-made	72 696	173 843	187 969	438 434
5702491900	Oth prayer rugs of floor cov of cotton of pile construct, made up	42	5 179	1 191	54 083
5702911000	Prayer rugs not of pile construct made up of wool/ fine animal hair	0	28	0	6 352
5702921000	Prayer rugs not of pile construct made up of man-made textl matr	0	20 887	0	44 331
5702929000	Oth floor cov not prayer rug not of pile construct, md up, of man-ma	0	167 289	0	116 365
5702991900	Oth floor cov not prayer rug not of pile construct, md up, of cotton, o	1 525	3 574	6 182	21 446
5702992000	Oth flr cov. not of pile cnstrct, made up of jute fibres, oth textile mat	1	75	30	1 359
5703109000	Carpet& oth txtl flr cov., tufted, whthr/ not made up, of wool/ fine ar	83	208	945	6 991
5703209000	Carpet& oth txtl flr cov., tufted, not prayrug, not made up, of nyln/ oth	189 026	491 742	444 167	1 395 177
5703301000	Prayer rugs of cotton, whthr/ not made up, of oth man-md-txtl mtrl	12 195	25 048	24 497	56 441
5703309000	Carpet& oth txtl flr cov., tufted, not prayrug, of ctn not made up, of c	225 278	1 286 429	707 392	3 289 212
5703901900	Carpet& oth txtl flr cov., tufted, whthr/ not made up, of cotton, oth t	12 868	15 446	118 029	143 573
5703909100	Floor mats, whthr/ not made up, not ctn& jute fibr, oth txtl mtrl	34 611	203 744	294 649	1 519 871
5703909900	Carpet& oth txtl flr cov., tufted, whthr/ nt md up, not ctn& jute fibr, c	0	11 259	0	144 780
5704100000	Textile tiles, having a surface <=0,3m, felt, no tufted/ flopped, made t	0	142	0	543
5704900000	Oth textile tiles, having a surface <=0,3m, felt, no tufted/ flopped, ma	454 274	1 531 527	610 833	1 976 256
5705002900	Oth carpet& oth txtl flr cov, oth Non wovnfloor covrng of jute fbrs, v	0	389	0	1 489
5705009100	Prayer rugs of oth thn cotton& jute fibres, whthr/ not made up	26 494	26 494	33 026	33 026
5705009200	Non woven floor covering of oth cotton& jute fibres, whthr/ not ma	7 819	26 156	77 176	270 345
5705009900	Oth carpet& oth txtl flr cov, oth pray rug of oth cotton& jute fibres, w	30 723	209 135	73 695	240 080
5801101000	Woven pile& chenille fabrics of wool/ fine anml hair, impregntd, coe	0	5 140	0	61 381
5801109000	Woven pile& chenille fabrics of wool/ fine anml hair, not impregntd	4 657	27 338	46 683	215 767
5801211000	Uncut weft pile fbrcs of cotton, impregntd, coatd, coverd oth thn of h	0	411	0	5 640
5801219000	Uncut weft pile fbrcs of cotton, not impregntd, coatd, coverd oth thn of hea	966	6 242	12 221	56 056
5801221000	Cut corduroy of cotton, impregntd, coatd, coverd oth than of head 5	17 622	17 622	122 424	122 424
5801229000	Cut corduroy of cotton, not impregntd, coatd, coverd oth than of hea	39 406	75 361	420 089	727 039
5801239000	Oth weft pile fbrcs of cotton, not impregntd, coverd oth thn of head	0	178	0	764
5801269000	Chenille fabrics of cotton, not impregntd, coatd, coverd oth than of h	0	16	0	51
5801279000	Warp pile fbrcs of cotton, not impregntd, coatd, coverd oth than of h	501	3 485	15 794	111 571
5801321000	Cut corduroy of man-made fibres, impregntd, oth thn of head 5802/	40 097	121 186	524 287	1 629 531
5801329000	Cut corduroy of man-made fibres, not impregntd, oth thn of head 58	546	977	1 742	3 269
5801339000	Oth weft pile fabrics of man-made fbrs, not impregntd, oth thn of he	353	357	3 000	4 839

I.3. IM POR M ENURUT KOM ODITI / IM PORT BY HS COM M ODITY

\*\*\* APRIL/ APRIL 2014 \*\*\*

H S	Uraian Komoditi Commodity Description	Berat Bersih / Net Weight (Kg)		Nilai / Value C.I.F (US\$)	
		Bulan ini Current Month	Kumulatif Cum. Jan. to date	Bulan ini Current Month	Kumulatif Cum. Jan. to date
5801361000	Chenille fabrics of man-made fibres, imprgntd, oth thn of head 580	0	33 012	0	106 861
5801369000	Chenille fabrics of man-made fibres, not imprgntd, oth thn of head	2	9 502	169	29 191
5801371000	Warp pile fbrcs of man-made fibres, imprgntd, oth thn of head 580	447	1 782	6 852	49 275
5801379000	Warp pile fbrcs of man-made fibres, not imprgntd, oth thn of head	677	24 383	32 092	285 619
5801901900	Othr carpet & text floor covrng of silk, not imprgntd, oth thn of hea	0	6	0	26
5801909900	Othr carpet & text floor covrng of othtxtl mtrl, not imprgntd, oth c	386	16 502	5 966	174 447
5802110000	Unbleached terry towelling& wovenfabrcs of cotton oth thn head c	50 944	216 427	642 167	2 694 910
5802190000	Bleached terry towelling& wovenfabrcs of cotton oth thn head of 5	8 161	10 656	47 913	57 389
5802200000	Terry towelling& woven fabrcs of oth textile material othr than hea	34	145	694	2 533
5802301000	Tufted textile fabrics, impregnated, coated/covered oth thn of head	10 234	53 108	28 700	287 759
5802302000	Tufted textile fabrics, woven of cotton/of man made fbrs oth thn h	34 458	76 123	250 591	658 191
5803001000	Gauze of cotton, oth than narrowfbrcs of heading 5806	30	4 173	1 294	23 435
5803002000	Gauze of man-made fibres, oth than narrow fbrcs of heading 5806	5	239	182	2 569
5803009900	Gauze of other, oth than narrowfbrcs of heading 5806	100	164	560	805
5804101100	Tulles& oth net fbrics of silk, impregntdcoatd, coverd oth thn of hea	164	466	4 017	108 582
5804101900	Tulles& oth net fbrics of silk, not impregntd, oth thn of head 6002-60	32 340	88 053	507 974	1 296 305
5804102100	Tulles& oth net fbrics of cotton, impregntdcoatd, coverd oth thn of he	112	182	3 262	9 610
5804102900	Tulles& oth net fbrics of cotton, not impregntd, oth thn of head 6002	3 411	26 409	85 158	380 921
5804109100	Tulles& oth net fbrc oth thn silk/cotton, impregntd, oth thn of head	5 219	28 954	127 959	582 594
5804109900	Tulles& oth net fbrc oth thn silk/cotton, not imprgntd, oth of head 6	65 573	263 090	615 649	2 517 186
5804211000	Mechanically made lace of man-made fbrsimpregntd, oth thn of he	37 535	90 547	1 056 535	2 532 304
5804219000	Mechanically made lace of man-made fbrsnot imprgntd, oth of hea	64 992	241 866	1 231 511	3 994 849
5804291000	Mechanically made lace of oth txtl mtrlimpregntd, oth thn of head	628	11 036	10 010	147 937
5804299000	Mechanically made lace of oth txtl mtrlnot imprgntd, oth of head 6	43 373	172 487	947 964	6 271 691
5804300000	Hand-made lace oth than fabric ofhead 6002 to 6004	7 114	21 645	141 220	583 845
5805009000	Hand-woven tapestries of other than cotton, whether/not made up	827	4 335	9 022	47 972
5806101000	Woven pile fabrics of silk other than goods of head 5807	347	1 788	1 320	21 769
5806102000	Woven pile fabrics of cotton other than goods of head 5807	7 916	15 059	98 806	297 967
5806109000	Woven pile fabrics of other than silk/cotton other than goods of h	44 646	121 071	594 185	1 645 658
5806201000	Sport tape; weight >=5% of elastomeric yarn/thread	41 041	169 747	453 512	1 955 117
5806209000	Other woven fabrics; weight >=5% of elastomeric yarn/thread oth thn	125 548	431 021	2 230 260	7 557 059
5806311000	Narrow woven fabrics of cotton for typewriter inked ribbon	1 878	6 099	39 478	102 000
5806312000	Backing of cotton for electrical insulating paper	542	1 815	12 425	59 477
5806319010	Slide fastener ribbons of cotton; width <=12 mm	3 867	12 261	102 298	312 773
5806319020	Webbings of cotton used in covering pipes, poles and the like	5 011	14 289	47 491	159 781
5806319090	Other woven fabrics of cotton other than goods of head 5807	13 886	38 456	268 145	729 647
5806321000	Narrow woven fabrics of man-made fibres for typewriter inked ribt	182 398	604 304	907 138	3 352 521
5806324000	Backing of man-made fibres for electrical insulating paper	640	15 314	9 526	41 020
5806329010	Slide fastener ribbons of man-made fibres; width <=12 mm	6 052	27 381	124 142	579 706
5806329020	Webbings of man-made fibres used in covering pipes, poles and th	565	1 477	9 730	24 588
5806329090	Other woven fabrics of man-made fibres other than goods of head 58	207 330	491 729	1 752 449	4 843 859
5806391000	Other woven fabrics of silk other than goods of head 5807	1 764	10 717	26 297	103 802
5806399100	Backing of oth textile material for electrical insulating paper	3 594	27 955	66 124	312 765
5806399910	Woven fabrics of other textile material used in covering piping, pol	1 200	16 406	32 219	167 256
5806399920	Narrow woven fabrics of other textile materials for typewriter ribt	0	134	0	3 739
5806399930	Narrow woven fabrics of other textile material for slide fastener, width <=	330	1 103	2 995	17 004
5806399990	Other woven fabrics of other textile material	52 638	140 098	598 134	1 737 022
5806400000	Fabrics consisting of warp without weft assembled by an adhesive	1 695	10 186	25 293	184 332
5807100000	Woven Labels, badges, and similar articles, not embroidered	466 759	1 566 285	8 626 854	30 734 098
5807900010	Non woven Labels, badges, and similar articles, not embroidered	24 204	68 559	397 117	1 084 701
5807900090	Labels, badges, and similar articles of oth textile materials, not emb	90 719	356 309	1 540 556	5 677 258
5808101000	Braid combined with rubber threads, not embroidery, not knitted/c	1 395	3 671	11 628	48 144
5808109000	Braid not combined with rubber threads, not embroidery, not knitt	3 359	8 986	75 333	234 973
5808901000	Ornamental trimmings combined with rubber threads, not embroid	611 817	665 982	816 781	1 160 057
5808909000	Ornamental trimmings not comb. with rubber threads, not embroic	57 732	187 162	337 679	774 117
5809000000	Woven fabrics of metal thread & woven fabrics of metallised yarn c	29	110	409	834
5810100000	Embroidery without visible ground, in piece, in strip, in motifs	10 380	56 889	93 799	297 840
5810910000	Embroidery of cotton with visible ground, in piece, in strip, in moti	117 461	468 525	1 554 886	5 608 672
5810920000	Embroidery of man-made fibres with visible ground, in piece, in strip	26 822	70 159	116 416	354 452
5810990000	Embroidery of other textile materials with visible ground, in piece, i	77 009	278 938	1 062 326	3 701 094
5811001000	Quilted textile products in the piece, of wool/fine/coarse an ml hair	15 829	27 581	271 218	459 018
5811009000	Quilted textile products in the piece, oth thn of wool/fine/coarse a	108 695	218 531	1 052 054	2 164 227
5901100000	Textile fabrics coated w gum/amylaceous used for covers books and	1 581	7 923	27 033	151 865
5901902000	Prepared painting canvas	1 337	6 546	7 263	41 915
5901909000	Buckram and similar stiffened textile fabrics for hat foundations	44 716	109 770	238 221	672 649
5902101100	Chafers fabrics, rubberised of nylon-6 yar	26 108	121 925	244 566	1 056 821

I.3. IM POR M ENURUT KOM ODITI / IM PORT BY HS COM M ODITY

\*\*\* APRIL/ APRIL 2014 \*\*\*

H S	Uraian Komoditi Commodity Description	Berat Bersih / Net Weight (Kg)		Nilai / Value C.I.F (US\$)	
		Bulan ini Current Month	Kumulatif Cum. Jan. to date	Bulan ini Current Month	Kumulatif Cum. Jan. to date
5902101900	Chafer fabrics,rubberised of nylonnot nylon-6 yarn	71 971	187 814	391 702	1 074 575
5902109100	Tyre cord fabrics of nylon or otherpolyamides of nylon-6 yarn	1 242 585	4 503 957	5 497 835	19 464 413
5902109900	Tyre cord fabrics of nylon or otherpolyamides of not nylon-6 yarn	572 078	2 204 274	2 922 237	10 954 209
5902202000	Chafer fabrics,rubberised of polyester	178 118	663 333	735 026	2 696 394
5902209100	Tyre cord fbrics of polyester,containingcotton	217 086	337 524	758 305	1 159 458
5902209900	Tyre cord fbrics of polyester, notcontaining cotton	377 851	2 118 870	1 658 488	8 630 946
5902909000	Other cord fabrics of high tenacity yarnof viscose rayon	8 026	39 742	95 396	454 138
5903100000	Textile fbrcs impregnated,coated,coveredwith polyvinyl chloride, r	5 265 419	14 941 798	6 739 113	19 572 068
5903200000	Textile fbrcs impregnated,coated,coveredwith polyurethane, not 5	2 560 136	8 431 209	19 103 339	64 022 769
5903900010	Canvas type fabrics impregnated,coated,covered with nylon,polya	239 930	870 258	2 140 876	7 623 492
5903900090	Other textile fabrics impregnated,coated,covered with plastics, no	615 903	1 932 441	7 389 125	21 452 377
5904100000	Linoleum	2 020	11 077	31 450	71 048
5904900000	Floor coverings consist of a coating orcovering on a textile backing	2 288	6 106	23 725	63 729
5905001000	Textile wall coverings of wol/ fine/coarse animal hair	0	22	0	3 176
5905009000	Textile wall coverings oth thn of wol/ fine/coarseanimal hair	1 239	3 920	23 277	51 536
5906100000	Adhesive tape of a width <= 20cm, otherthan of heading 5902	43 720	164 986	613 553	2 218 392
5906910000	Other rubberised textile fabrics,knitted/ crocheted, not heading 59	103 306	275 053	751 397	1 980 368
5906999000	Other rubberised textile fabrics, notknitted/ crocheted, not headin	44 918	199 173	262 798	1 206 393
5907001000	Fabrics impregnated,coated,covered withoil of oil-based preparati	2 430	12 691	22 326	108 585
5907003000	Textile fbrcs impregnated,coated,coveredwith fire resistant chemi	0	7 621	0	124 005
5907004000	Fabrics impregnated,coated,covered withflock velvet/ flock textile	16 840	145 777	88 492	562 844
5907005000	Fabrics impregnated,coated,covered withwax, tar, bitumen or sim	400	438	1 072	1 422
5907006000	Fabrics impregnated,coated,covered withother substances	2 549	3 519	14 644	41 417
5907009000	Painted canvas being thetrical scenery,studio back-cloths or the lik	3 157	13 451	89 479	297 431
5908001000	Wicks; incandescent gas mantles	4	14 809	1 206	17 371
5908009000	Tubular knitted gas mantle fabricstherefor	821	1 577	4 800	6 167
5909001000	Fire hoses	5 785	74 539	26 165	308 843
5909009000	Textile hosepiping & similar textiletubing other than fire hoses	13 802	35 847	2 150 567	2 303 765
5910000000	Transmission or conveyors belts orbelting, of textile material	42 677	175 033	1 094 830	3 069 951
5911100000	Textile fabrics, felt & felt-lined woven for card clothing or technica	477 411	1 704 835	6 136 111	21 558 285
5911200000	Bolting cloth	4 210	13 212	57 677	117 940
5911310000	Textile fabrics & felts used in paper-making machines; weighing <	10 590	174 268	1 337 242	4 389 154
5911320000	Textile fabrics & felts used in paper-making machines; weighing >=	72 840	251 428	4 079 985	13 562 957
5911400000	Straining cloth of a kind used in oil or the like including that of hur	7 061	25 515	129 541	555 775
5911901000	Gaskets and seals	3 929	11 588	19 476	159 055
5911909000	Other Textile products and articles fortechnical uses	391 633	1 006 805	1 651 802	6 070 532
6001100010	Long pile fabrics, unbleached, notmercerised, knitted/ crocheted	421	445	9 963	10 572
6001100090	Long pile fabrics, bleached, mercerised,knitted/ crocheted	76 084	300 389	444 447	1 607 021
6001210000	Looped pile fabrics of cotton, knitted/ crocheted	108 186	240 747	1 047 582	2 464 927
6001220000	Looped pile fabric of man made fibres,knitted/ crocheted	49 911	161 333	505 769	1 669 347
6001290000	Looped pile fabric of oth textile materiknitted/ crocheted	37 798	148 774	363 716	1 161 556
6001910000	Other pile fabrics, of cotton, knitted/ crocheted	9 320	45 426	100 333	431 119
6001922000	Pile fabrics of 100% polyester staplefibres, 63,5mm_width_76,2m	362 250	1 113 436	3 541 451	10 231 564
6001923010	Other pile fabrics, of man made fibres,cont elastomeric/ rubber ya	154	2 647	2 015	51 172
6001923090	Other pile fabrics, of man made fibres,cont elastomeric/ rubber ya	149 968	536 186	2 523 365	8 507 754
6001929010	Other pile fabrics, of man made fibres,not cont elstmric/ rubber ya	1 758	3 192	27 216	47 289
6001929090	Other pile fabrics, of man made fibres,not cont elstmric/ rubber ya	386 670	948 526	2 673 728	6 781 440
6001991100	Oth pile fbrcs of oth txtl mtrial contelstmric/ rubber yarn,unbleach	18	796	200	9 709
6001991900	Oth pile fbrcs of oth txtl mtrial not coelstmric/ rubber yarn,unbleac	1 796	1 796	11 385	11 385
6001999100	Oth pile fbrcs of oth txtl mtrial contelstmric/ rubber yarn,bleachd,n	130	884	551	6 478
6001999900	Oth pile fbrcs of oth txtl mtrial not coelstmric/ rubber yarn,bleachc	23 851	109 046	422 392	1 872 191
6002400000	Knitted/ crocheted fabrics;elastomeric>5%, width<30cm, not rubb	659 956	1 071 654	6 172 223	11 130 391
6002900000	Knitted/ crocheted fabrics;elastomeric>5%, width<30cm, rubber th	1 770 667	6 181 212	16 009 761	58 996 641
6003100000	Knitted/ crocheted fabrics of wool/ fineanimal hair, width<30cm, n	3 518	15 845	62 527	302 420
6003200000	Knitted/ crocheted fabrics of cotton,width<30cm, not 6001/6002	422 420	1 883 897	3 010 398	14 262 204
6003300000	Knitted/ crocheted fabrics of syntheticfibres, width<30cm, not 600	41 702	139 622	461 975	1 757 845
6003400000	Knitted/ crocheted fabrics of artificialfibres, width<30cm, not 6001	250	1 164	4 242	39 003
6003900000	Knitted/ crocheted fabrics of oth textilematerials, width<30cm, not	14 768	75 613	147 308	567 713
6004101000	Knitted/ croch. fabrics;5%<elastomeric_200%,width>30cm,not rub	1 345 716	4 157 122	11 038 766	34 011 503
6004109000	Knitted/ croch. fabrics;elastomeric>20%,width>30cm,not rubber th	3 468 986	8 832 868	12 771 173	43 155 474
6004900000	Knitted/ croch. fabrics;elastomeric>20%,width>30cm,rubber threa	223 889	764 424	2 605 426	8 935 076
6005210000	Warp knit fabrics of cotton othe than of heading 6001-6004	102 601	194 913	1 174 721	1 946 216
6005220000	Dyed warp knit fabrics of cotton othethan of heading 6001-6004	100 415	471 066	1 326 190	4 802 737
6005230000	Warp knit fabrics of cotton yarn of diffcolor oth than of heading 60	47 811	264 643	646 537	2 522 049
6005240000	Printed warp knit fabrics of cotton oththan of heading 6001-6004	0	16 962	0	125 462
6005311000	Wrp knit fbrc,of synthtc,bleach/ no, swimwear,of polyester&polybi	28 773	139 875	571 541	1 569 153

I.3. IM POR M ENURUT KOM ODITI / IM PORT BY HS COM M ODITY

\*\*\* APRIL/ APRIL 2014 \*\*\*

H S	Uraian Komoditi Commodity Description	Berat Bersih / Net Weight (Kg)		Nilai / Value C.I.F (US\$)	
		Bulan ini Current Month	Kumulatif Cum. Jan. to date	Bulan ini Current Month	Kumulatif Cum. Jan. to date
6005319000	Wrp knit fbrc,of synthtc,bleach/ no, oththn swimwr,of polystr&pol	320 994	986 003	2 778 994	7 831 939
6005321000	Warp knit fabrc,of synthtc,dyed, swimwer,of polyester&polybutyl	37 922	118 110	444 764	1 357 864
6005329000	Warp knit fabrc,of synthtc,dyed, oth thn swimwr,of polystr&polyb	374 399	1 205 657	3 253 395	10 306 178
6005331000	Wrp knit fbrc,of synthtc,yarn diff cls, swimwr,of polyester&polyt	23 815	29 868	164 395	207 247
6005339000	Wrp knit fbrc,of synthtc,yarn diff cls, oth thn swimwr,of polystr&f	449	7 456	3 409	110 143
6005341000	Warp knit fabrc,of synthtc,printed, swimwer,of polyester&polybut	2 912	2 931	33 781	33 974
6005349000	Warp knit fabrc,of synthtc,printed, oththn swimwr,of polystr&poly	73 251	256 510	1 257 357	3 486 375
6005410000	Warp knit fabrics of artificial fibres ofthan of heading 6001-6004	0	199	0	2 705
6005420000	Dyed warp knit fabrics of artificial fibroth than of heading 6001-600	18 031	47 701	195 144	571 953
6005430000	Warp knit fbrc of artfcl fbrcs yarn ofdiff cls,oth than of heading 600	1 919	8 733	23 906	108 190
6005440000	Printed warp knit fabrics of artificialloth than of heading 6001-600	0	8 069	0	60 168
6005901000	Oth warp knit fabrics of wool/fine anmlhair oth thn of heading 600	1 298	2 772	11 544	30 928
6005909000	Oth warp knit fabrics oth thn of wool/fine anml oth thn heading 60	44 739	219 836	469 817	2 279 318
6006100000	Other knitted/ crocheted fabrics ofwool/fine animal hair	18 271	23 327	193 759	217 057
6006210000	Other knitted/ crocheted fabrics ofcotton,bleached/ no bleached	153 042	263 272	1 042 081	1 918 864
6006220000	Other knitted/ crocheted fabrics ofcotton,dyed	5 465 670	14 964 201	45 261 958	127 553 679
6006230000	Oth knit/ crochtd fbrcs of cotton ofyarn of dif color	62 914	285 138	348 571	2 589 195
6006240000	Other knitted/ crocheted fabrics ofcotton,printed	110 435	272 105	1 030 844	2 470 274
6006311000	Oth knit/ crochtd fbrcs of nylon fibrmesh ,bleached/ no bleached	8 242	48 976	65 927	489 956
6006312000	Oth knit/ crochtdfbrcs of synthtc fibr,elastis, bleached/ no bleache	33 240	100 798	331 929	964 688
6006319000	Oth knit/ crochtdfbrcs of synthtc fibr,oth than nylon&elastis,bleach	318 781	964 040	2 826 272	10 288 079
6006321000	Oth knit/ crochtd fbrcs of nylon fibrmesh,dyed	158 916	225 636	1 530 107	2 455 121
6006322000	Oth knit/ crochtd fbrcs of synthtc fibr,elastis,dyed	32 429	64 372	302 082	800 542
6006329000	Oth knit/ crochtd fbrcs of synthtc fibr,than nylon&elastis,dyed	858 080	3 164 085	7 429 671	29 276 140
6006331000	Oth knit/ crochtd fbrcs of synthtc fibr,of yarn of diff colors,elastis	731	3 259	16 956	69 060
6006339000	Oth knit/ crochtd fbrcs of synthtc fibr,of yarn of diff colors,not elas	11 275	42 300	109 371	371 301
6006341000	Oth knit/ crochtd fbrcs of synthtc fibr,printed,elastis	10 835	27 872	113 593	284 203
6006349000	Oth knit/ crochtd fbrcs of synthtc fibr,printed,not elastis	13 755	48 134	383 504	1 149 322
6006419000	Oth knit/ crochtd fbrcs of artificialfibr, not elastis,bleached/ no blea	11 913	21 969	106 239	209 018
6006421000	Oth knit/ crochtd fbrcs of artificialfibr, elastis,dyed	40 772	129 335	433 719	1 463 467
6006429000	Oth knit/ crochtd fbrcs of artificialfibr, not elastis,dyed	152 196	379 849	1 269 467	2 954 293
6006439000	Oth knit/ crochtd fbrcs of artificialfibr of yarn of diff colors,not elas	129	22 183	3 075	240 673
6006441000	Oth knit/ crochtd fbrcs of artificialfibr, printed,elastis	22	114	61	1 712
6006449000	Oth knit/ crochtd fbrcs of artificialfibr, printed,not elastis	0	2 213	0	28 216
6006900000	Other knitted/ crocheted fabrics ofother material	743 518	2 305 047	5 899 098	18 980 930
6101200000	Men's/ boy's ovr coats,car coat,capes,knittd/ crochtd of cotton	1 262	10 827	24 578	276 257
6101300000	Men's/ boy's ovr coats,car coat,capes,knittd/ crochtd of man-made	4 655	10 555	261 949	473 630
6101900000	Men's/ boy's ovr coats,car coat,capes,knittd/ crochtd of oth textile	592	2 872	19 777	64 838
6102100000	Women's/ girl's ovr coats,car coat,capes,knittd/ crochtd of wool/ fir	25	29	2 135	2 345
6102200000	Women's/ girl's ovr coats,car coat,capes,knittd/ crochtd of cotton	286	5 039	14 694	160 570
6102300000	Women's/ girl's ovr coats,car coat,capes,knittd/ crochtd of man-ma	570	3 324	23 155	145 281
6102900000	Women's/ girl's ovr coats,car coat,capes,knittd/ crochtd of oth texti	25	278	3 412	9 510
6103100000	Men's/ boy's suits knitted/ crocheted	30 445	85 609	53 778	164 180
6103220000	Men's/ boy's ensembles of cotton,knitted/ crocheted	2 827	6 787	5 622	19 108
6103290000	Men's/ boy's ensembles of oth textilematerial, knitted/ crocheted	115	676	863	11 305
6103310000	Men's/ boy's jackets& blazers of wool/ fine animal hair, knitted/ croc	2	93	44	2 024
6103320000	Men's/ boy's jackets& blazers of cotton,knitted/ crocheted	9 055	13 243	39 488	109 671
6103330000	Men's/ boy's jackets& blazers of synthtcfibres, knitted/ crocheted	14 323	20 414	40 205	123 954
6103390010	Men's/ boy's jackets& blazers of rami,linen or silk, knitted/ crochete	1	6 674	22	156 963
6103390090	Men's/ boy's jackets& blazers of othertextile materials, knitted/ cro	101	13 536	5 437	230 540
6103410000	Men's/ boy's trousers, breeches& shortsof wool/ fine animal hair, kni	0	165	0	7 892
6103420000	Men's/ boy's trousers, breeches& shortsof cotton, knitted/ crochete	6 182	19 028	131 955	466 953
6103430000	Men's/ boy's trousers, breeches& shortsof synthtc fibres, knitted/ cr	4 203	48 635	145 842	667 951
6103490000	Men's/ boy's trousers, breeches& shortsof oth textile material, knit	164	466	4 093	16 462
6104130000	Women's/ girl's suits of synthtc fibr,knitted/ crocheted	13 499	36 760	27 663	81 552
6104192000	Women's/ girl's suits of cotton,knitted/ crocheted	24 419	89 030	46 033	175 196
6104199000	Women's/ girl's suits of oth textilematerial, knitted/ crocheted	936	3 173	12 480	27 968
6104220000	Women's/ girl's ensembles of cotton,knitted/ crocheted	0	415	0	8 796
6104230000	Women's/ girl's ensembles of synthtcfibres,knitted/ crocheted	2 158	2 288	3 384	5 670
6104290000	Women's/ girl's ensembles, of othertextile materials,knitted/ croch	93	123	553	1 420
6104310000	Women's/ girl's jackets& blazers of wool/ fine animal hair, knitted/ c	12	21	1 230	1 410
6104320000	Women's/ girl's jackets& blazers ofcotton, knitted/ crocheted	18 382	33 728	46 439	116 965
6104330000	Women's/ girl's jackets& blazers ofsynthetic fibres, knitted/ crochet	31 118	61 473	71 733	211 248
6104390000	Women's/ girl's jackets& blazers of othertextile materials, knitted/ orc	91	829	7 553	49 893
6104410000	Women's/ girl's dresses of wool/ fineanimal hair, knitted/ crochete	7	17	5 788	12 752
6104420000	Women's/ girl's dressed of cotton,knitted/ crocheted	73 366	134 879	290 262	1 048 001

I.3. IM POR M ENURUT KOM ODITI / IM PORT BY HS COM M ODITY

\*\*\* APRIL/ APRIL 2014 \*\*\*

H S	Uraian Komoditi Commodity Description	Berat Bersih / Net Weight (Kg)		Nilai / Value C.I.F (US\$)	
		Bulan ini Current Month	Kumulatif Cum. Jan. to date	Bulan ini Current Month	Kumulatif Cum. Jan. to date
6104430000	Women's/ girl's dressed of syntheticfibres, knitted/ crocheted	208 862	535 850	609 292	2 130 581
6104440000	Women's/ girl's dressed of artificialfibres, knitted/ crocheted	2 749	14 054	148 989	753 884
6104490000	Women's/ girl's dresses of othertextile materials, knitted/ crochete	169	561	5 447	28 249
6104520000	Women's/ girl's skirts&divided skirtsof cotton, knitted/ crocheted	3 922	12 002	62 439	238 736
6104530000	Women's/ girl's skirts&divided skirtsof synthetic fibres, knitted/ cro	24 165	46 036	145 686	670 887
6104590000	Women's/ girl's skirts&divided skirtsof oth textile material, knittd/ c	1 188	4 882	32 392	209 023
6104610000	Women's/ girl's trousers, breeches&shorts of fine animal hair,knitt	0	1	0	398
6104620000	Women's/ girl's trousers, breeches&shorts of cotton, knitted/ croc	87 864	239 094	287 827	1 364 779
6104630000	Women's/ girl's trousers, breeches&shorts of synthtc fibres, knittd,	229 932	576 323	786 119	1 993 929
6104690000	Women's/ girl's trousers, breeches&shorts of oth textile mtrial,knit	1 863	12 357	27 731	264 429
6105100000	Men's/ boy's shirts of cotton, knitted/ crocheted	69 167	179 203	891 222	4 459 482
6105200010	Men's/ boy's shirts of synthetic man-made fibres, knitted/ crochete	7 801	20 051	274 342	741 661
6105200090	Men's/ boy's shirts of artificial man-made fibres, knitted/ crochete	23	122	630	3 548
6105900000	Men's/ boy's shirts of other textilematerials fibres, knitted/ crochete	1 507	2 431	14 547	34 419
6106100000	Women's/ girl's blous,shirt&shirt blousof cotton, knitted/ crochete	205 117	452 770	523 370	1 737 240
6106200000	Women's/ girl's blous,shirt&shirt blousof man-made fibres, knitted	278 987	744 160	812 234	2 594 166
6106900000	Women's/ girl's blous,shirt&shirt blousof oth textile material, knitt	31 603	92 761	172 564	560 938
6107110000	Men's/ boy's underpants & briefs ofcotton, knitted/ crocheted	11 153	52 149	193 596	856 581
6107120000	Men's/ boy's underpants & briefs ofman-made fibres, knitted/ croc	10 444	39 652	79 669	268 500
6107190000	Men's/ boy's underpants & briefs ofoth textile material, knitted/ cr	40	6 204	3 320	14 386
6107210000	Men's/ boy's nightshirts & pyjamas ofcotton, knitted/ crocheted	18 937	31 696	55 321	156 353
6107220000	Men's/ boy's nightshirts & pyjamas ofman-made fibres, knitted/ croc	6	4 845	508	6 108
6107910000	Men's/ boy's bathrobes, dressing gowns of cotton, knitted/ crochete	8	48	84	507
6107990000	Men's/ boy's bathrobes, dressing gowns of oth textile materials, kn	3 145	3 418	8 470	15 981
6108110000	Women's/ girl's slips & petticoats ofman-made fibres, knittd/ croch	44	129	1 247	6 202
6108193000	Women's/ girl's slips & petticoats ofcotton, knitted/ crocheted	0	114	0	8 154
6108199090	Women's/ girl's slips & petticoats ofoth textile materials, knitted/ c	9	20	1 118	1 496
6108210000	Women's/ girl's briefs & panties ofcotton, knitted/ crocheted	281 479	692 749	500 993	1 661 830
6108220000	Women's/ girl's briefs & panties ofman-made fibres, knitted/ croch	46 761	191 429	206 532	961 346
6108290000	Women's/ girl's briefs & panties ofoth textile materials, knitted/ croc	0	1 279	0	11 461
6108310000	Women's/ girl's nightdresses & pyjamasof cotton, knitted/ crochete	151 806	430 437	361 886	976 050
6108320000	Women's/ girl's nightdresses & pyjamasof man-made fibres, knitte	3 839	10 470	39 054	78 911
6108390000	Women's/ girl's nightdresses & pyjamas of oth textile materials, kn	0	7	0	126
6108910000	Women's/ girl's negliges,bathrobes,dressgowns of cotton, knitted/	58	2 960	2 161	20 772
6108920000	Women's/ girl's negliges,bathrobes,dressgowns of man-made fibr,	53	529	2 345	21 235
6108990000	Women's/ girl's negliges,bathrobes,dressgown of oth textile matr,	1	5	45	68
6109101000	T-shirts, singlet&oth vests of cotton,knitted/ crocheted for men/bc	160 056	427 985	1 559 005	5 586 192
6109102000	T-shirts, singlet&oth vests of cotton,knitted/ crocheted for women	198 808	473 358	1 594 806	5 342 014
6109901000	T-shirts,singlet&oth vests of rami,linen,silk, knittd/ crochtd for mer	1 110	1 800	6 927	22 308
6109902000	T-shirts,singlet&oth vests of oth txtilematerials, knitted/ croch for	21 156	66 358	680 029	2 282 102
6109903000	T-shirts,singlet&oth vests of oth ttxilematerials, knittd/ croch for w	81 612	201 129	1 260 452	4 392 419
6110110000	Jerseys,pullovers,cardigans,waistcoat of wool, knitted/ crocheted	20 717	27 574	361 064	508 393
6110120000	Jerseys,pullovers,cardigans,waistcoat of kashmir goats , knitted/ croc	173	729	13 076	69 793
6110190000	Jerseys,pullovers,cardigans,waistcoat of oths wool/ fine animal hair	21 060	34 809	294 798	488 101
6110200000	Jerseys,pullovers,cardigans,waistcoat of cotton, knitted/ crocheted	74 248	208 557	965 816	4 350 280
6110300000	Jerseys,pullovers,cardigans,waistcoat of man-made fibres, knitted/	25 694	88 536	517 401	2 954 935
6110900000	Jerseys,pullovers,cardigans,waistcoat of other textile materials, kni	55 421	259 336	547 897	2 480 125
6111200000	Babies garment&clothing accessories ofcotton, knitted/ crocheted	28 478	80 213	642 150	2 154 913
6111300000	Babies garment&clothing accessories ofsynthtc fibres, knitted/ cro	620	9 651	19 317	133 564
6111900000	Babies garment&clothing accessories ofoth textile material, knitte	187	5 814	3 757	77 794
6112110000	Track suits of cotton knitted/ crocheted	75	75	2 416	2 416
6112120000	Track suits of synthetic fibres knitted/ crocheted	495	930	15 454	29 107
6112190000	Track suits of other textile materials,knitted/ crocheted	0	4	0	32
6112310000	Men's/ boy's swimwear of syntheticfibres, knitted/ crocheted	1 071	5 146	33 388	211 926
6112390000	Men's/ boy's swimwear of oth textilematerials, knitted/ crocheted	0	1	0	7
6112410000	Women's/ girl's swimwear of syntheticfibres, knitted/ crocheted	2 027	10 993	77 037	457 087
6112490000	Women's/ girl's swimwear of oth textilematerials, knitted/ crochete	67	271	1 466	8 608
6113001000	Divers' suits,made up of knitt/ cochet,fabrics of heading 5903, 590	0	272	0	1 978
6113004000	Oth protective work garment made-up of knitt/ cochet,head 5903;	8 060	32 338	13 921	87 469
6113009000	Oth garment,made up of knitt/ crochetfabrics of heading 5903,590	2 994	4 063	8 780	44 335
6114200000	Oth garments of cotton, knitted/ crocheted	1 042	5 121	36 292	160 053
6114302000	Oth garment for protection from fireof man-made fibres,knitted/c	0	10	0	249
6114309000	Oth garments of man-made fibres,knitted/ crocheted	7 213	11 733	121 020	284 019
6114900000	Oth garments of oth textile materials,knitted/ crocheted	20 260	56 621	374 636	1 054 764
6115109000	Oth graduated compression hosiery,knitted/ crocheted	184	1 609	4 816	35 735
6115210000	Oth panty hose&tights of synthetic fibr,single yarn-<67 decitex,knit	2	2 870	29	82 609

I.3. IM POR M ENURUT KOM ODITI / IM PORT BY HS COM M ODITY

\*\*\* APRIL/ APRIL 2014 \*\*\*

H S	Uraian Komoditi Commodity Description	Berat Bersih / Net Weight (Kg)		Nilai / Value C.I.F (US\$)	
		Bulan ini Current Month	Kumulatif Cum. Jan. to date	Bulan ini Current Month	Kumulatif Cum. Jan. to date
6115220000	Oth panty hose&tights of synthetic fibr,single yarn<67/>67 decite>	218	4 004	6 614	85 049
6115291000	Oth panty hose&tights of cotton,knitted/ crocheted	640	938	14 207	24 180
6115299000	Oth panty hose&tights of oth textilematerials, knitted/ crocheted	951	4 706	12 728	54 087
6115301000	Oth women's full-length,knee-lengthhosiery of cotton, single yarn	0	45	0	2 698
6115309000	Oth women's full-length,knee-lengthhosiery of not cotton,single y	9	10	158	184
6115940000	Footwear without applied soles of wool/fine animal hair, knitted/c	33	205	670	8 052
6115950000	Footwear without applied soles ofcotton, knitted/ crocheted	10 145	25 908	149 510	623 596
6115960000	Footwear without applied soles ofsynthetic fibres, knitted/ crochet	66 399	136 963	230 922	1 068 846
6115990000	Footwear without applied soles ofoth textile material, knitted/ cro	11 242	16 827	50 149	104 183
6116101000	Divers' gloves, impregnated coatedplastics/ rubbers, knit/ croch	3	44	15	441
6116109000	Gloves,mittens,mitts, impregnatedcoated plastics/ rubbers, knit/ cr	10 688	62 961	152 870	894 853
6116910000	Gloves,mittens,of wool/ fine animal hairnot impregn coated plastic	0	119	0	749
6116920000	Gloves,mittens,of cotton not impregncoted plastics/ rubbers, knit	7 144	8 231	28 659	32 270
6116930010	Divers' gloves of synthetic fibres notimpregn coated plastics/ rubb	531	1 131	4 360	7 380
6116930090	Gloves,mittens,of synthetic fibres notimpregn coated plastics/ rubl	8 245	18 911	58 664	300 227
6116990000	Gloves,mittens,of oth textile materialsnot impregn coated plastics	1 117	2 314	8 004	38 444
6117101000	Shawls,scarves,mufflers,mantillas&the like of cotton, knitted/ croc	3	176	388	4 406
6117109000	Shawls,scarves,mufflers,mantillas&the like of not cotton,knittd/ cro	11 405	32 757	214 976	530 334
6117801100	Ties, bow ties & cravats of wool/fineanimal hair, knitted/ crochete	0	14	0	259
6117801900	Ties, bow ties & cravats of oth thanwool/ fine animal hair, knitted/	899	2 563	28 122	78 509
6117802000	Wrist band,knee band/ anide bandknitted/ crocheted	6 462	27 103	85 149	352 988
6117809000	Other clothing accessories, knitted/ crocheted	19 169	89 309	344 630	1 109 802
6117900000	Other parts of garment, knitted/ crocheted	26 256	95 488	237 802	974 026
6201110000	Men's/ boy's ovr coats,car coat,capes ofwool/ fine animal hair oth t	42	98	4 505	6 090
6201120000	Men's/ boy's ovr coats,car coat,capes ofcotton oth than of heading	344	735	19 263	37 437
6201130000	Men's/ boy's ovr coats,car coat,capes ofman-made fibr oth than of	6 689	80 415	107 804	753 792
6201190010	Men's/ boy's ovr coats,car coat,capes of silk oth than of heading 62	0	2	0	50
6201190020	Men's/ boy's ovr coats,car coat,capes oframi oth than of heading 6	0	4	0	44
6201190090	Men's/ boy's ovr coats,car coat,capes ofoth textl matr l oth thn of h	61	386	397	1 854
6201910000	Men's/ boys' wind-cheaters,wind-jacketsof wool/ fne animl hair oth	0	14	0	639
6201920000	Men's/ boys' wind-cheaters,wind-jacketsof cotton oth than of heac	860	8 269	38 357	306 863
6201930000	Men's/ boys' wind-cheaters,wind-jacketsof man-made fibr oth thn	3 145	25 077	75 187	786 312
6201990010	Men's/ boys' wind-cheaters,wind-jacketsof silk oth than of heading	6	6	4 377	4 377
6201990020	Men's/ boys' wind-cheaters,wind-jacketsof rami oth than of headir	0	181	0	342
6201990090	Men's/ boys' wind-cheaters,wind-jacketsof oth textl matr l oth thn	3 474	6 184	70 818	146 894
6202110000	Women's/ girl's ovr coats,car coat,capesof wool/ fne animl hair oth	89	799	6 346	54 816
6202120000	Women's/ girl's ovr coats,car coat,capesof cotton oth than of head	2 171	6 958	52 506	188 459
6202130000	Women's/ girl's ovr coats,car coat,capesof man-made fibr oth thn	5 301	9 064	107 049	353 449
6202190010	Women's/ girl's ovr coats,car coat,capesof silk oth than of heading	6	10	5 696	8 911
6202190090	Women's/ girl's ovr coats,car coat,capesof oth textl matr l oth thn c	7	180	1 321	7 389
6202910000	Women's/ girl's wind-cheaters,wind-jacketof wool/ fne animl hair o	2	212	34	8 246
6202920000	Women's/ girl's wind-cheaters,wind-jacketof cotton oth than of he	4 185	11 123	109 948	343 928
6202930000	Women's/ girl's wind-cheaters,wind-jacketof man-made fibr oth th	6 544	18 257	146 490	646 586
6202990010	Women's/ girl's wind-cheaters,wind-jacketof silk oth than of headir	8	12	5 329	5 592
6202990090	Women's/ girl's wind-cheaters,wind-jacketof oth textl matr l oth th	10	864	1 162	49 385
6203110000	Men's/ boy's suits of wool/ fine animalhair, not knitted/ crocheted	65	263	11 684	30 516
6203120000	Men's/ boy's suits of synthetic fibres,not knitted/ crocheted	0	143	0	6 486
6203191090	Men's/ boy's suits of cotton, not printedby trdional batik process,i	3 636	5 923	7 193	10 900
6203199019	Men's/ boy's suits of silk, not printedby trdional batik process,not	7	8	36	37
6203199090	Men's/ boy's suits of other textile maternot knitted/ crocheted	278	858	1 744	2 569
6203230000	Men's/ boy's ensembles of syntheticfibres,not knitted/ crocheted	5	5	271	271
6203291000	Men's/ boy's ensembles of wool/ fineanimal hair, not knitted/ croch	0	6	0	4 455
6203299000	Men's/ boy's ensembles of other textilematerial, not knitted/ croch	97	110	291	317
6203310000	Men's/ boy's jackets& blazers of wool/ fine animal hair, not knitted/	461	4 195	26 399	241 834
6203320090	Men's/ boy's jackets& blazers of cotton,not printed by trdional bat	12 403	34 223	151 920	641 457
6203330000	Men's/ boy's jackets& blazers of synthtcfibres, not knitted/ crochete	5 112	48 228	88 676	653 624
6203390000	Men's/ boy's jackets& blazers of othertextile material, not knitt/ cro	873	4 437	45 646	230 172
6203410000	Men's/ boy's trousers, breeches&shortsof wool/ fine animal hair,nc	272	2 371	24 552	147 487
6203421000	Men's/ boy's bib&brace overalls ofcotton, not knitted/ crocheted	54	258	1 445	1 897
6203429000	Men's/ boy's trousers, breeches&shortsof cotton, not knitted/ croc	268 409	645 373	2 623 262	10 563 923
6203430000	Men's/ boy's trousers, breeches&shortsof synthtc fibres,not knitt/ c	13 469	53 214	529 184	1 893 986
6203490010	Men's/ boy's trousers, breeches&shortsof silk, not knitted/ crochete	0	3	0	595
6203490090	Men's/ boy's trousers, breeches&shortsof oth textile material,not l	9 321	14 312	77 370	263 237
6204110000	Women's/ girl's suits of wool/ fineanimal hair,not knitted/ crochete	0	30	0	30 164
6204120090	Female's suits of cotton, not printed bytraditional batik process	1 479	3 436	3 101	9 585
6204130000	Female's suits of synthetic fibres	1 326	3 635	2 510	7 787



**I.3. IM POR M ENURUT KOM ODITI / IM PORT BY HS COM M ODITY**  
**\*\*\* APRIL/ APRIL 2014 \*\*\***

H S	Uraian Komoditi Commodity Description	Berat Bersih / Net Weight (Kg)		Nilai / Value C.I.F (US\$)	
		Bulan ini Current Month	Kumulatif Cum. Jan. to date	Bulan ini Current Month	Kumulatif Cum. Jan. to date
6204190090	Female's suits of oth textiles, not silk	35	68	179	1 125
6204210000	Female's ensembles of wool/ fine animalhair	2	2	1 538	1 538
6204220090	Female's ensembles of cotton, notprinted by tradional batik proce	12	156	334	9 011
6204230000	Female's ensembles of synthetic fibres	0	4	0	110
6204290090	Female's ensembles of other textiles,not silk	0	5	0	2 692
6204310000	Female's jackets & blazers of wool/ fineanimal hair	9	285	6 463	46 609
6204320090	Female's jackets & blazers of cotton,not printed by traditional bati	7 584	38 983	139 930	607 011
6204330000	Female's jackets & blazers of syntheticfibres	13 237	39 029	199 401	758 194
6204390019	Female's jackets and blazers of silk,not printed by traditional batik	22	77	5 182	18 415
6204390090	Oth female's jackets and blazers of othtextiles, not silk	747	2 985	52 117	210 344
6204410000	Female's dresses of wool/ fine animalhair	3	117	2 686	16 985
6204420090	Female's dresses of cotton, not printedby tradional batik process	44 252	95 001	494 800	1 386 299
6204430000	Female's dresses of synthetic fibres	88 189	224 494	767 165	2 812 633
6204440000	Female's dresses of artificial fibres	6 398	19 499	349 714	1 122 324
6204490019	Female's dresses of silk, not printed bytraditonal batik process	396	1 553	62 172	239 462
6204490090	Female's dresses of oth textiles, not silk and not by traditonal batik	6 233	26 316	51 837	158 605
6204510000	Female's skirts & divided skirts of wool/ fine animal hair	140	165	7 261	14 134
6204520090	Female's skirts & divided skirts ofcotton, not by traditional batik pi	20 721	45 051	219 284	661 504
6204530000	Female's skirts & divided skirts ofsynthetic fibres	16 179	45 828	258 243	898 943
6204590019	Female's skirts & divided skirts of silk, not by traditional batik proc	22	66	6 865	20 939
6204590090	Female's skirts & divided skirts of othtextiles,not silk	1 525	4 330	91 294	226 586
6204610000	Female's trousers/ bib&brace overall/ breeches/ shorts of wool/ fine	9	97	3 728	20 790
6204620000	Female's trousers/ bib&brace overall/ breeches/ shorts of cotton	230 240	653 818	2 457 719	9 877 218
6204630090	Female's trousers/ shorts/ etc of synthticfibers not for clothing avia	19 711	53 438	513 747	1 612 814
6204690000	Female's trousers/ shorts/ etc of oth woolor fine animal hair and cc	5 188	19 271	287 626	997 922
6205200010	Male's shirts of cotton, printed bytraditional batik process	5	376	16	18 978
6205200090	Male's shirts of cotton, not printed bytraditional batik process	65 320	203 907	1 296 015	6 191 377
6205300000	Male's shirts of man-made fibres	4 059	13 451	87 832	358 765
6205901000	Male's shirts of oth textiles of wool orfine animal hair	26	232	1 006	2 817
6205909011	Male's shirts of silk, printed bytraditonal batik process	6	6	2 596	2 596
6205909019	Male's shirts of silk, not printed bytraditional batik process	0	808	0	26 432
6205909090	Male's shirts of oth wool or fine animalhair, not silk	4 354	19 415	182 894	555 139
6206100090	Female's blouses/ shirts/ shirt blouses of silk/waste, not by trad bati	979	4 840	101 021	471 964
6206200000	Female's blouses/ shirts/ shirt blouses ofwool/ fine animal hair	1	9	1 303	4 121
6206300010	Female's blouses/ shirts/ shirt blouses ofcotton, by traditional batik	0	1	0	6
6206300090	Female's blouses/ shirts/ shirt blouses ofcotton, not by traditional t	105 430	532 602	982 832	3 828 389
6206400000	Female's blouses/ shirts/ shirt blouses ofman-made fibres	54 013	179 141	1 358 717	5 644 566
6206900000	Female's blouses/ shirts/ shirt blouses ofoth textiles	2 173	11 464	141 877	618 476
6207110000	Male's underpants & briefs of cotton	291	1 885	22 552	81 969
6207190000	Male's underpants & briefs of othtextiles, not cotton	22	3 555	454	10 714
6207210090	Male's nightshirts & pyjamas of cotton,not printed by traditional b	219	2 769	408	15 414
6207220000	Male's nightshirts & pyjamas of manmade fibres	32	170	1 567	9 563
6207910000	Male's wear, not underpants/briefs/ nightshirts/pajamas of cotton	22	208	608	7 105
6207991000	Male's wear, not underpants/briefs/ nightshirts/pajamas of man-m	0	53	0	1 832
6207999000	Male's wear, not underpants/briefs/ nightshirts/pajamas of oth tex	1	7 810	18	36 152
6208110000	Female's slips & petticoats of man-made fibres	0	69	0	2 804
6208190000	Female's slips & petticoats of othertextiles	1	27	4	793
6208210090	Female's nightdresses & pajamas ofcotton, not by traditional batik	4 175	14 556	9 004	45 135
6208220000	Female's nightdresses & pajamas of manmade fibres	75	564	2 090	6 399
6208290019	Female's nightdresses & pajamas of silk,not printed by traditional l	4	19	131	3 051
6208290090	Female's nightdresses & pajamas, notcotton & oth textiles	1	5	66	197
6208910019	Female's negliges of cotton not printedby traditional batik process	12	28	479	895
6208910090	Oth female's negliges of cotton	3 714	7 817	11 291	32 655
6208920019	Female's negliges of man made fibres,not printed by traditional ba	238	406	6 615	10 342
6208920090	Oth female's wear of cotton, notnegliges	1 326	12 281	14 478	77 354
6208999000	Female's wear of oth textiles, not woolor fine animal air	27	198	874	11 102
6209203000	Babies' t-shirts, shirts, pajamas,same items of cotton	3 130	6 302	88 714	194 182
6209209010	Babies' suits, pants and same items ofcotton, not t-shirts/ shirts/ pa	4 009	13 231	80 107	333 012
6209209090	Oth babies' suits, pants and same itemsof cotton, not t-shirts/ shir	28 894	175 807	91 614	485 854
6209301000	Babies' suits, pants & same items ofsynthetic fibres	1 028	1 475	10 027	18 354
6209303000	Babies' t-shirts,shirts, pajama, & sameitems of synthetic fibres	3	489	131	14 247
6209304000	Babies' clothing accessories ofsynthetic fibers	49	629	179	16 220
6209309000	Babies' garments of synthetic fibers,not suits/pants/ t-shirts/ shirts/	4 265	15 749	72 687	308 251
6209900000	Babies' garments & clothing acc of othtextiles, not cotton/ syntheti	475	817	12 364	26 947
6210101100	Work protective grmnt of chemicals/ radiation/ fire from fabrics of	0	1 982	0	48 003
6210101900	Work protective grmnt of oth hazardsubstances from fabrics of 56	4 503	4 545	38 997	39 182

I.3. IM POR M ENURUT KOM ODITI / IM PORT BY HS COM M ODITY

\*\*\* APRIL/ APRIL 2014 \*\*\*

H S	Uraian Komoditi Commodity Description	Berat Bersih / Net Weight (Kg)		Nilai / Value C.I.F (US\$)	
		Bulan ini Current Month	Kumulatif Cum. Jan. to date	Bulan ini Current Month	Kumulatif Cum. Jan. to date
6210109000	Garment from fabric 5602/ 5603, not forwork protective	4 058	5 637	49 348	68 353
6210202000	Oth garmnt of subhead 620111-620119,protective work from fire	0	84	0	7 747
6210204000	Oth garmnt of subhead 620111-620119,of oth protective work	22	195	253	1 202
6210209000	Oth garmnt of subhead 620111-620119,for protective work from c	284	510	15 862	28 859
6210309000	Oth garmnt of subhead 620211-620219,for protective work from c	996	2 962	17 849	71 483
6210401000	Oth male garmnt of 5602/ 03;5903/ 06/ 07for protect work from fir	6	6	157	157
6210409000	Oth male garmnt of 5602/ 03;5903/ 06/ 07for protect work from ot	9 401	19 485	43 127	290 245
6210509000	Oth female garmnt of 5602/ 03;5903/ 06/ 07for protect work from c	36 570	59 870	188 672	637 100
6211110000	Male's swimwear	312	4 472	10 205	166 242
6211120000	Female's swimwear	31 032	55 515	351 580	613 780
6211200000	Garments ski suits for male and female	0	80	0	449
6211329000	Oth male's garments of cotton not forrencing/ wrestling/ pilgrimag	3 078	3 804	23 454	42 625
6211339000	Oth male's garments of man-made fibresto protect from oth hazar	18 748	20 763	63 611	131 170
6211391000	Oth male's garments of syhntetic fibresfor rencing/ wrestling	1	8	11	111
6211399000	Oth male's garments of syhntetic fibresto protect from oth hazard	47	2 460	2 896	18 823
6211421000	Oth female's garments of cotton forrencing/ wrestling	616	616	9 610	9 610
6211429000	Oth male's garments of cotton not forrencing/ wrestling/ prayer clc	1 125	6 124	43 403	183 182
6211439000	Oth female's garmnt of man-made fibresnot for subhead 6211431	3 481	41 047	161 125	1 811 256
6211491000	Oth female's garmnt of oth textiles forrencing/ wrestling	255	255	1 536	1 536
6211494000	Oth female's garmnt of wool/ fine animalhair	90	90	533	533
6211499000	Oth female's garmnt of oth textiles notfor forrencing/ wrestling/ pr	157	967	15 548	58 303
6212101000	Brassieres of cotton, not knitted/ crocheted	60 138	116 604	783 594	1 377 627
6212109000	Brassieres of oth textiles, not knitted/ crocheted	716 415	1 941 781	2 061 217	6 483 235
6212209000	Girdles & panty-girdles of ot textilematerials, not knitted/ crochete	7 362	17 614	122 925	506 960
6212301000	Corsets of cotton, not knitted/ crocheted	9	15	231	1 231
6212309000	Corsets of oth textile materials, notknitted/ crocheted	1 681	6 023	59 076	80 631
6212901900	Suspenders/ garters/ braces of cotton notfor treatment scar/ athleti	9	1 840	198	38 856
6212909200	Suspenders/ garters/ braces of oth txtilesfor athletic supporters	5 574	11 203	115 646	234 110
6212909900	Suspenders/ garters/ braces of oth txtilesnot for treatment scar/ ath	50 980	210 511	1 026 946	4 389 480
6213209000	Handkerchiefs of cotton, not printed bytraditional batik process	528	18 628	2 079	40 160
6213901900	Handkerchiefs of silk/ waste, not printedby traditional batik proces	3	58	362	4 308
6213909900	Handkerchiefs of oth textiles not silk/ waste, not by traditional bati	4	20	227	523
6214109000	Syals/ scarves/ mufflers/ mantillas/ veilsof silk/ waste, not by trad ba	1 248	2 221	59 406	199 500
6214200000	Syals/ scarves/ mufflers/ mantillas/ veilsof wool/ fine animal hair	30	133	5 613	24 389
6214301000	Syals/ scarves/ mufflers/ mantillas/ veilsof synth fibres, by trad batik	0	2	0	62
6214309000	Syals/ scarves/ mufflers/ mantillas/ veilsof synth fibres, not by trad b	382 012	886 024	393 282	1 642 699
6214409000	Syals/ scarves/ mufflers/ mantillas/ veilsof artificial fibres, not trad b	898	33 516	35 742	195 257
6214909000	Syals/ scarves/ mufflers/ mantillas/ veilsof oth textiles, not by trad b	3 745	28 549	40 727	236 487
6215109000	Ties/ bow ties/ cravats of silk/ waste,not printed by traditional batik	2 495	3 809	38 486	140 576
6215209000	Ties/ bow ties/ cravats of man-made fibres, not printed by tradition	294	958	3 416	30 266
6215909000	Ties/ bow ties/ cravats of oth textiles,not printed by traditional bati	420	550	2 948	11 394
6216001000	Protective work gloves, mittens & mitts	5 662	32 796	15 807	92 079
6216009100	Oth gloves, mittens & mitts of wool/ fineanimal hair	0	585	0	2 479
6216009200	Oth gloves, mittens & mitts of cotton	178	4 852	6 418	22 332
6216009900	Oth gloves, mittens & mitts not wool/ fine animal hair/ cotton	384	6 036	8 725	161 376
6217101000	Accesories of oth made up clothing, oththan hd 6212 for judo belt.	16 033	70 629	368 279	1 535 200
6217109000	Accesories of oth made up clothing, oththan hd 6212, not for judo	53 147	276 201	733 740	4 026 664
6217900000	Parts of garments or clothing accsssories oth than of heading 6212	49 521	263 320	1 174 044	5 657 632
6301100000	Electric blankets	0	2	0	20
6301200000	Blankets (not electric) & trvelling rugsof wool/ fine animal hair	9	155	23 409	26 514
6301300090	Blankets (not electric) & trvelling rugsof cotton	46 917	74 108	41 868	89 102
6301400010	Blankets (not electric) & trvelling rugsof synthc fibres of nonwove	6 505	7 475	9 894	19 265
6301400090	Blankets (not electric) & trvelling rugsof synthtc fibres of woven fa	348 140	1 144 170	538 325	2 496 269
6301900010	Oth blankets & travelling rugs, nonwoven fabrics of nonwoven fab	32	79	69	991
6301900090	Oth blankets & travelling rugs of wovenfabrics	16 092	18 220	31 674	63 843
6302100000	Bed linen, knitted/ crocheted	66	2 332	548	12 804
6302210000	Oth bed linen of cotton, printed	2 930	23 245	44 454	303 372
6302221000	Oth bed linen of man-made fibres ofnonwoven fabrics, printed	0	134	0	571
6302229000	Oth bed linen of man-made fibres ofwoven fabrics, printed	11 013	64 098	114 783	452 184
6302290000	Oth bed linen of oth textiles, printed	0	251	0	10 074
6302310000	Oth bed linen of cotton, not printed	8 775	39 024	115 244	506 051
6302329000	Oth bed linen of man-made fabrics ofwoven fabrics	8 285	24 532	53 700	174 362
6302390000	Oth bed linen of oth textiles, notprinted	1	325	40	4 218
6302400000	Table linen, knitted or crocheted	202	984	2 770	9 981
6302510090	Oth table linen of cotton, not printedby traditional batik process	188	878	7 134	29 793
6302530000	Oth table linen,of man-made fibres	20 151	28 779	39 488	115 494

I.3. IM POR M ENURUT KOM ODITI / IM PORT BY HS COM M ODITY

\*\*\* APRIL/ APRIL 2014 \*\*\*

H S	Uraian Komoditi Commodity Description	Berat Bersih / Net Weight (Kg)		Nilai / Value C.I.F (US\$)	
		Bulan ini Current Month	Kumulatif Cum. Jan. to date	Bulan ini Current Month	Kumulatif Cum. Jan. to date
6302590000	Oth table linen, of oth textiles	36	1 143	736	8 301
6302600000	Toilet & kitchen linen of terry towelling/ similar terry fabrics of cotton	107 065	499 784	281 536	1 023 435
6302910000	Oth linen not for bed, table, toilet & kitchen of cotton	726	4 284	8 167	45 554
6302930000	Oth linen not for bed, table, toilet & kitchen of man-made fibres	15 089	50 617	117 400	333 267
6302990000	Oth linen not for bed, table, toilet & kitchen of oth textiles	776	1 215	2 552	4 024
6303120000	Curtains (inc drapes) & int blinds/bedvalances of synth fibres, knitt	3 628	13 572	15 712	143 157
6303199000	Curtains (inc drapes) & int blinds/bedvalances of oth cotton, knitt	5 531	5 822	17 080	19 350
6303910000	Curtains (inc drapes) & int blinds/bedvalances of cotton, not knitt	334	470	1 068	4 179
6303920000	Curtains (inc drapes) & int blinds/bedvalances of synth fibres, not l	19 409	74 822	101 731	459 663
6303990000	Curtains (inc drapes) & int blinds/bedvalances of oth textiles, not k	547	4 870	3 470	19 257
6304191090	Bedspreads of cotton, not printed by traditional batik process	4 397	4 800	22 084	33 898
6304199000	Bedspreads from woven, not knitted/crocheted and not from cott	4	28	153	415
6304911000	Mosquito nets, knitted/crocheted	0	9 239	0	83 116
6304919000	Oth furnishing artcl, not bedspread/ mosquito nets, knitted/croche	2	287	43	4 768
6304920000	Oth furnishing artcl of cotton, not bedspread & not knitted/croche	172	16 408	6 375	220 105
6304930000	Oth furnishing artcl of synthetic fibres, not bedspread & not knitt	13 575	33 096	68 248	211 800
6304990000	Oth furnishing artcl of oth textiles, not bedspread & not knitted/cro	8 361	23 191	67 368	188 509
6305101100	New sacks & bags of jute for packing goods	1 264 912	4 120 819	886 783	3 084 522
6305101900	New sacks & bags of oth textiles bastfibres of hd 5303 for packing	7 597	23 727	110 120	285 846
6305200000	Sack & bag of cotton for packing goods	3 490	12 044	78 272	267 695
6305321000	Flexible intrmediate bulk containrs of synthetic textiles, nonwoven	1 508	17 866	18 300	68 726
6305329000	Flexible intrmediate bulk containrs of syntxtiles, nonwoven & not kni	86 466	273 328	385 877	1 193 067
6305332000	Sack & bag of polyethylene/polypropylenestrip/ same items of wove	0	5 406	0	8 233
6305339000	Sack & bag of polyethylene/polypropylenestrip, not knitted/croche	60 864	208 853	192 554	594 658
6305391000	Oth sack & bag of synthetic textiles of nonwoven	127	224	917	2 617
6305392000	Oth sack & bag of synthetic textiles, knitted/crocheted	0	79	0	4 275
6305399000	Oth sack & bag of synthetic textiles of woven & not knitted/crochet	317	3 452	6 216	50 105
6305909000	Sacks & bags of oth textiles not hemp/coconut (coir) of heading 53	0	2 055	0	16 901
6306120000	Tarpaulins, awnings & sunblinds of synthetic fibres	16 166	90 108	86 312	346 295
6306199000	Tarpaulins, awnings & sunblinds of oth textiles, not coir fibres/ cott	355	19 360	6 648	25 564
6306220000	Tents of synthetic fibres	11 761	78 312	32 048	203 937
6306299000	Tents of oth textiles, oth than cotton	17 925	45 792	9 835	403 645
6306300000	Sails for boats/ sailboards/ landcraft	448	2 020	11 018	64 035
6306401000	Pneumatic mattresses of cotton	0	8 204	0	25 716
6306409000	Pneumatic mattresses, oth than cotton	12 783	32 982	70 604	128 922
6306900010	Camping goods of cotton	1	71	1	409
6306900099	Camping goods of oth textiles of woven	0	2 060	0	15 554
6307101000	Floor/ dish/ similar cleaning clothes or dusters of nonwoven	619	7 770	22 928	129 051
6307102000	Floor/ dish/ similar cleaning clothes or dusters of felt	0	6	0	104
6307109000	Floor/ dish/ similar cleaning clothes or dusters woven oth than felt	37 971	182 318	363 795	1 534 612
6307200000	Life-jackets & life-belts	7 609	45 649	33 411	225 394
6307903000	Umbrella covers in triangular piece	5	5	42	42
6307904000	Surgical masks	1 730	5 603	28 458	148 513
6307906100	Harnesses safety suitable for industrial use	6	2 796	74	28 030
6307906900	Harnesses safety suitable not for industrial use	3 837	20 244	40 460	214 284
6307907000	Fans and hand screens	1	1	4	4
6307909000	Oth made up articles, not umbrella covers/ surgical masks/ harnesse	85 539	260 949	802 550	2 754 670
6308000000	Sets, consist of woven fabric & yarn w/ accessories textiles articles f	14 314	40 666	121 007	349 493
6309000000	Worn clothing & oth worn articles.	0	5 247	0	4 497
6310109000	Scrap twine/ cordage/ rope/ cables worn out articles of those, sorted	15 377	37 203	7 623	17 151
6310901000	Used/ new rags, unsorted	0	1	0	2
6310909000	Scrap twine/ cordage/ rope/ cables worn out articles of those, unsort	0	780	0	2 155
6401100000	Waterproof footwear incorp protective metal toe-cap with outer s	17 034	72 585	14 668	84 149
6401920000	Oth waterproof footwear, covering the ankle but not cover the kne	32 907	106 318	60 160	142 501
6401990000	Oth waterproof footwear with outer soles plastic by stitching, riveti	7 130	9 014	199 402	221 884
6402199000	Sports footwear not for wrestling/ ski/ same items with upper of ru	99 958	399 016	1 434 164	6 880 917
6402200000	Footwear with upper straps/ thongs assembled to the sole by mear	25 684	58 768	170 817	281 819
6402911000	Diving boots covering the ankle with upper of rubber/ plastics	0	5 190	0	56 209
6402919100	Oth diving boots cover the ankle incorp protective metal toe-cap, r	931	6 753	27 826	156 700
6402919900	Oth diving boots cover the ankle not incorp protect mtl toe-cap, ru	17 803	68 383	51 919	642 245
6402991000	Oth footwear not cover the ankle incorp protect metal toe-cap, ru	673	8 482	67 662	166 816
6402999000	Oth footwear not cover the ankle & not incorp protect mtl toe-cap	3 414 071	8 896 197	9 142 250	27 539 266
6403191000	Sports footwear fitted with spikes, cleats or the same item, leather	2 334	2 466	121 468	124 089
6403192000	Sports footwear for riding boots or bowling shoes, leathers	0	95	0	467
6403199000	Sports footwear not fitted with spikes/ bowling/ wrstling/ weight lif	49 207	166 875	907 248	3 244 583
6403200000	Footwear, outer soles of leather, uppers of leather straps accros, in	42	123	126	757

I.3. IM POR M ENURUT KOM ODITI / IM PORT BY HS COM M ODITY

\*\*\* APRIL/ APRIL 2014 \*\*\*

H S	Uraian Komoditi Commodity Description	Berat Bersih / Net Weight (Kg)		Nilai / Value C.I.F (US\$)	
		Bulan ini Current Month	Kumulatif Cum. Jan. to date	Bulan ini Current Month	Kumulatif Cum. Jan. to date
6403400000	Oth footwear incorp protect metal toecap with upper of leathers	267 017	868 879	2 790 405	9 120 351
6403510000	Oth footwear with outer sole of leathercovering the ankle	104	146	5 135	16 766
6403590000	Oth footwear with outer sole of leather,not covering the ankle	2 225	8 148	205 400	611 545
6403910000	Oth footwear, not for sprts/incorp metaltoe-cap protect, covering	7 293	46 820	75 123	1 462 447
6403990000	Oth footwear, not for sprts/incorp metaltoe-cap protect, not cove	102 124	474 198	2 921 700	12 349 614
6404111000	Sports footwear with outer sole rubbr/plstc, with spike/ cleat	879	879	24 953	24 953
6404119000	Sports footwear not fitted with spikes/wrstling/ weight lifting/the l	59 206	428 432	1 508 037	6 525 754
6404190000	Oth sports footwear for oth purposedwith outer soles of rubber/	229 455	2 479 917	2 868 906	10 688 217
6404200000	Oth footwear with outer soles of leather/ composition leather	6 812	9 827	32 302	199 243
6405100000	Oth footwear, with uppers of leather/ composition leather	42	42	168	168
6405200000	Oth footwear, with uppers of textiles	34	2 027	2 988	54 742
6405900000	Oth footwear, with upper of ith leather/ composition leather/ textil	52 509	169 253	198 586	724 763
6406101000	Uppers & parts thereof, oth than stiffeners of metal toe-caps	73 066	207 927	184 921	700 475
6406109000	Uppers & parts thereof, oth than stiffeners & not fitted with metal	241 851	768 748	2 797 591	9 609 555
6406200000	Parts of footwear with outer soles & heels, of rubber/ plastics	1 161 054	3 186 054	10 413 319	27 910 510
6406901000	Parts of footwear of wood	11	15	6 763	6 778
6406902100	Oth parts of footwear of metal of iron/ steel	56 781	90 889	186 941	330 939
6406902910	Oth parts of footwear of metal of copper	6	3 114	18	14 927
6406902990	Oth parts of footwear of oth metal, notiron/ steel/ copper	26 371	54 298	377 397	823 448
6406903100	Oth parts of footwear of rubber/ plasticin-soles	128 214	363 143	1 982 727	5 507 370
6406903200	Oth parts of footwear of rubber/ plasticcomplete-soles	8 092	26 407	183 353	389 235
6406903900	Oth parts of footwear of rubber/ plasticout-soles	164 020	593 530	1 678 514	6 545 262
6406909100	Oth parts of footwear of oth materialsfor gaiters/ leggings/ same it	831	24 288	10 145	72 742
6406909900	Oth parts of footwear of oth materialsnot for gaiters/ leggings/ sam	312 663	1 156 340	3 453 297	10 793 214
6501000000	Hat-forms/ bodies,hood of felt,not blockshape, not brims, plateou	2	1 705	6	3 635
6504000000	Hats& oth headgear/ plaited by assemblingstrips of any material, tr	14 586	47 053	64 510	411 080
6505001000	Hats& oth headgear of a kind used forreligious purposes, knitted/ c	2 633	3 051	39 455	75 014
6505002000	Hats& oth headgear, knitt/ crochet, hair-nets, knitted/ crocheted	3 986	24 993	93 829	511 940
6505009000	Oth hats& oth headgear, not for hair-nets/ religious purposes, knitt	21 972	76 924	180 819	1 006 261
6506101000	Protective helmets for motorcyclistswhether/ not lined/ trimmed	11 216	37 874	83 933	306 073
6506102000	Industrial safety & firefighters helmets, excl steel helmets whethe	32 814	79 445	247 971	554 836
6506103000	Steel helmets safety	0	1 283	0	123 637
6506104000	Water polo headgear	0	75	0	587
6506109000	Oth safety headgear, not for motocyclist/ industrial/ firefighters/ st	23 114	81 716	175 484	768 755
6506910000	Oth headgear of rubber/ of plastics	7 179	14 005	7 062	47 082
6506991000	Oth headgear of furskin	7 441	8 331	56 058	61 081
6506999000	Oth headger of oth materials, notfurskin	5 279	21 761	81 300	575 650
6507000000	Head-band, lining, cover, hat foundation, hat frame, peak& chinstrap,	19 842	65 043	93 942	482 387
6601100000	Garden/ similar umbrellas	79 989	163 353	119 988	243 706
6601910000	Umbrellas & sun umbrellas having atelescopic shaft	54 826	203 907	34 076	131 331
6601990000	Umbrellas & sun umbrellas not having atelescopic shaft	469 390	2 362 567	478 312	2 290 884
6602000000	Walking-sticks, seat-sticks, whips, riding crops & the like.	7 031	19 300	19 651	79 987
6603200000	Umbrella frames, including frames mounted on shafts (sticks)	36 073	136 934	52 472	173 829
6603901000	Parts, trimmings & accessories forarticles of heading 6601	30 261	72 515	44 801	85 228
6603902000	Parts, trimmings & accessories forarticles of heading 6602	11 184	14 205	17 653	26 095
6701000000	Skin& oth part of bird with feathr/ down,feathr,part of feathr,down	0	1 504	0	267 125
6702100000	Artificial flower, foliage, fruit, & parts thereof of plastics	184 037	634 606	537 127	1 582 982
6702901000	Artificial flower, foliage, fruit, & parts thereof of paper	6	226	421	1 643
6702902000	Artificial flower, foliage, fruit, & parts thereof of textiles	7 241	15 936	33 204	72 338
6702909000	Artific flower, foliage, fruit & partsthereof of oth mterials, not paper,	47 256	190 335	110 199	533 993
6703000000	Human hair, dressed, thinned, bleached, othwise worked for wigs/	59 993	175 434	1 453 588	5 195 933
6704110000	Complete wigs of synthetic textiles	763	3 795	9 542	74 727
6704190000	False beards, eyebrows, eyelashes, switches of synthetic textiles	1 913	9 526	21 875	156 466
6704200000	Wigs, false beards, eyebrows, eyelashesof human hair	0	20	0	15 576
6704900000	Wigs, false beards, eyebrows, eyelashes, of oth materials	8 963	19 245	126 970	276 612
6801000000	Setts, curbstones & flagstones, of naturals stone (except slate)	41 572 182	99 381 089	434 657	987 088
6802100000	Tiles, cubes, similar articles, square <7 cm, artif colored, chipping &	0	38 456	0	12 575
6802210000	Oth monmental/ building stone of marble, travertine, alabaster, sin	2 492 416	7 374 882	1 413 233	3 334 516
6802230010	Oth monmental/ building stone of granitwith polished slabs	363 915	3 373 940	96 377	1 381 291
6802230090	Oth monmental/ building stone of granitwith not polished slabs	1 528	232 721	1 450	67 372
6802299000	Monumental/ building stone of oth stone, simply cut/ sawn with a fl	54 028	543 606	12 248	27 842
6802911000	Oth article monumental/ building of marble	2 251 153	6 289 488	951 961	2 527 971
6802919000	Oth article monumental/ building of travertine & alabaster	0	3 875	0	9 278
6802930000	Oth article monumental/ building of granite	3 069 740	9 496 023	1 284 375	3 845 374
6802990000	Oth article monumental/ building of oth stones, not marble/ traverti	328 989	954 271	103 798	406 082
6803000000	Worked slate& articles of slate or ofagglomerated slate	107 558	363 852	32 717	118 157

I.3. IM POR M ENURUT KOM ODITI / IM PORT BY HS COM M ODITY

\*\*\* APRIL/ APRIL 2014 \*\*\*

H S	Uraian Komoditi Commodity Description	Berat Bersih / Net Weight (Kg)		Nilai / Value C.I.F (US\$)	
		Bulan ini Current Month	Kumulatif Cum. Jan. to date	Bulan ini Current Month	Kumulatif Cum. Jan. to date
6804100000	Millstones & grindstones for milling, grinding & pulping	766 621	3 338 876	1 545 505	6 162 443
6804210000	Oth millstone/ grindstone for grinding of agglomerated synt/ natur	187 280	592 716	1 334 362	4 843 679
6804220000	Oth millstone/ grindstone of oth agglomerabrasv/ cranc for grindin	853 857	3 128 048	2 772 508	9 617 866
6804230000	Oth millstone/ grindstone of naturl stonefor grinding wheel&the lik	172 677	609 263	253 197	833 474
6804300000	Hand sharpening/ polishing stones	235 364	1 175 774	142 796	809 695
6805100000	Natural/ artificial abrasive powder/ grainon a base of woven textile	398 206	1 375 642	1 733 680	5 279 366
6805200000	Natural/ artificial abrasive powder/ grainon a base of paper/ paperb	287 637	920 465	1 024 611	2 797 450
6805300010	Natural/ artificial abrasive powder/ grainon a base of polishing disc	44 238	99 607	133 061	523 839
6805300090	Natural/ artificial abrasive powder/ grainon a base of oth materials,	132 401	360 702	393 037	1 299 372
6806100000	Slag wool, rock wool & similar mineralwools in bulk/ sheets/ rolls	1 030 993	3 919 648	1 675 007	5 519 361
6806200000	Exfoliated vermiculite, expanded clays, foamed slag& similar expans	46 734	164 468	97 926	270 218
6806900000	Mixture& article of heat/ sound insulating or sound absorb mineral	573 056	2 643 382	1 993 954	7 212 373
6807100000	Articles of asphalt/ of similar materialin rolls	748 322	3 190 517	518 151	2 484 831
6807909000	Articles of asphalt/ of similar materialof oth tiles, not in rolls	932 287	4 985 190	889 855	4 920 434
6808001000	Roofing tiles, panels, boards, blocks & similar articles of coir fibres/ :	140 666	532 278	111 487	406 065
6808009000	Chips, particles, sawdust or oth waste of wood, agglomer with ceme	197 076	1 480 896	206 205	2 752 263
6809110000	Board, sheet, panels, tiles, reinforced with paper/ board only	5 198 856	19 648 078	1 002 058	3 666 862
6809191000	Oth articles of plaster/ of compositions based on plaster of tiles	0	3	0	15
6809199000	Oth articles of plaster/ of compositions based on plaster of oth tiles	1 640 522	4 570 030	471 471	1 435 954
6809901000	Dental moulds of plaster	0	50	0	333
6809909000	Oth articles of plaster/ cmpsitions based on plaster, not dental moi	74	260	259	2 020
6810110000	Building blocks & bricks	32 648	108 146	18 130	75 955
6810191000	Tiles, reinforced or not	45 579	140 632	15 084	69 359
6810199000	Flagstones, reinforced or not	227 153	1 118 523	631 435	2 210 192
6810910010	Concrete building piles for building or civil engineering	16 299 080	50 125 920	2 734 452	7 971 663
6810910090	Oth prefabricated structural components for building or civil engin	7 958	7 958	18 642	18 642
6810990000	Oth prefabricated structural components, reinforced or not	119 698	236 032	276 757	393 855
6811401000	Corrugated sheets containing asbestos	0	21 282	0	8 528
6811402100	Floor or wall tile containing asbestos & plastics	409	2 509	500	3 505
6811402900	Floor or wall tile containing oth asbestos, not plastics	81 113	180 163	35 264	129 656
6811403000	Tubes or pipes containing asbestos	695	2 695	5 786	29 011
6811404000	Tubes or pipes fittings containing asbestos	0	275	0	8 858
6811409000	Oth articles of asbestos cement	33 869	82 877	8 623	31 638
6811810000	Corrugated sheets not containing asbestos	0	113	0	785
6811821000	Floor or wall tile of cellulose fibre-cement containing plastics only	253 220	464 435	83 545	125 427
6811829000	Floor or wall tile of cellulose fibre-cement, not containing asbesto:	2 563 126	9 219 405	638 484	2 466 972
6811891000	Tubes/ pipes of cellulose fibre-cement	4 633	10 050	17 014	46 825
6811892000	Tubes/ pipes fittings of cellulose fibre-cement	0	374	0	15 118
6811899000	Other article of cellulose fibre cement, not tubes/ pipes/ pipes fittir	13 676	109 258	62 845	114 806
6812803000	Paper, millboard and felt of crocidolite fibres	12 875	12 906	8 112	8 133
6812805000	Cloth accessories, footwear & headgear fabricated crocidolite fibres	3 181	30 199	23 942	162 247
6812809000	Oth articles of crocidolite fibres	71 353	257 408	601 247	1 466 136
6812919000	Clothing accessories, footwear & headgear of oth crocidolite fibres	30 011	55 558	254 829	585 639
6812920000	Paper, millboard and felt of oth crocidolite fibres	131	354	1 598	9 389
6812930000	Compressed asbestos fibre jointing of oth crocidolite fibres in shee	22 551	205 994	54 245	277 683
6812991100	Fabric asbes fibres, oth crocidolite, mix with a basis asbes & Mg carb	31 080	88 360	27 884	98 192
6812991900	Oth fabric asbestos fibres not mix with a basis of asbestos	16 017	17 871	15 260	16 844
6812992000	Floor/ wall tiles of fabricated asbestos (oth crocidolite)	0	9 690	0	9 564
6812999000	Oth fabricat asbes fibres of oth croci, not fabricate/ floor/ wall tiles	47 948	212 185	50 924	587 820
6813201000	Brake lining & pad of friction material and articles, containing asbest	42 749	176 194	365 248	1 404 612
6813209000	Oth thn brake lining & pad of friction material and article, containing	7 099	53 966	35 426	199 112
6813810000	Brake lining & pad of friction material & article, not containing asbest	180 364	603 368	2 154 334	7 539 114
6813890000	Oth thn brake lining & pad of friction material & article, not containi	145 656	448 391	1 844 875	7 022 742
6814100010	Worked mica & article of mica, agglomerated, sheets, strips, simply cu	13 852	25 818	129 302	313 842
6814100090	Worked mica & article of mica, agglomerated, plates	31 092	61 528	27 415	128 950
6814900010	Worked mica & articles of mica, in rolls & pieces, simply cut to sha	1 985	2 588	7 473	36 665
6814900090	Oths worked mica & articles of mica	517	5 266	46 062	132 599
6815101000	Yarn/ thread non-electrical articles graphite/ carbon	16 668	56 293	398 946	1 636 390
6815102000	Bricks, paving slabs, floor tiles, etc nonelectrical articles graphite/ car	41 501	309 970	50 067	409 083
6815109100	Carbon fibres, etc non electrical articles graphite/ carbon	4 417	26 923	117 980	418 387
6815109900	Oth non electrical articles graphite or carbon	43 220	67 967	206 728	542 593
6815200000	Articles of peat	414	505	10 285	12 607
6815910000	Articles of stone, contents magnesite, dolomite/ chromite	258 257	606 169	148 090	385 083
6815990000	Oth articles of stone, oth thn content magnesite, dolomite/ chromite	384 068	602 534	712 223	1 381 090
6901000000	Bricks, blocks, tiles & oth ceramic goods of siliceous fossil meals/ of s	93	134 447	552	57 728
6902100000	Goods of siliceous cont by weight, singly/ together mg, ca, cr > 50%	3 701 812	13 986 861	3 780 759	14 852 260

I.3. IM POR M ENURUT KOM ODITI / IM PORT BY HS COM M ODITY

\*\*\* APRIL/ APRIL 2014 \*\*\*

H S	Uraian Komoditi Commodity Description	Berat Bersih / Net Weight (Kg)		Nilai / Value C.I.F (US\$)	
		Bulan ini Current Month	Kumulatif Cum. Jan. to date	Bulan ini Current Month	Kumulatif Cum. Jan. to date
6902200000	Goods of siliceous cont by weight,singlyor together alumina,silika,	4 541 125	17 967 964	5 046 504	18 125 096
6902900000	Goods of siliceous cont by weight,of oth metals compound	1 537 789	2 136 603	695 037	1 321 412
6903100000	Oth refractory ceramic goods cont byweight,graphite/ carbon,or a	19 974	44 014	153 597	401 575
6903200000	Oth refractory ceramic goods cont byweight,alumina/ silica, or a m	273 092	925 719	494 739	1 980 617
6903900000	Oth refractory ceramic goods cont byweight, oth metal compound	662 918	2 030 249	1 959 515	5 805 739
6904100000	Ceramics building bricks	0	251	0	547
6904900000	Flooring blocks, support/ filler tiles & the like	67	706	3 618	4 793
6905100000	Roofing tiles of ceramic	323 240	370 725	124 377	141 903
6905900000	Chimney-pot,cowl,chimney liner,architect ornament&oth ceramic	7 334	389 381	400 935	2 473 798
6906000000	Ceramic pipes, conduits, guttering,pipe fittings	4	4	24	24
6907109000	Oth thn Paving,hearth/ wall tiles,rectangle,circle<7cm,unglazed	0	46 000	0	4 458
6907901000	Paving,hearth/ wall tiles,rectangle,circle>7cm,unglazed	44 758 801	213 887 968	10 381 842	50 204 692
6907902000	Lining tiles of a kind used for grindingmills,rectang,circle>7cm,ungl	0	6 960	0	5 570
6907909000	Oth thn tile,cube&similar article,whether/ not rectang,circle<7cm,t	382 600	1 055 441	94 218	257 032
6908101000	Paving,hearth/ wall tiles,rectangle,circle<7cm,glazed	323 493	903 478	101 637	283 213
6908109000	Oth thn Paving,hearth/ wall tiles,rectangle,circle<7cm,glazed	20 774	21 687	15 787	18 564
6908901100	Paving,hearth/ wall tiles of plain tiles,rectangle,circle>7cm,glazed	75 667	677 599	16 808	261 207
6908901900	Oth thn paving,hearth/ wall tiles of plaitiles,rectangle,circle>7cm,gl	0	10 106	0	38 399
6908909100	Paving,hearth/ wall tile of oththn plain tile,rectang,rcle>7cm,glaze	8 154 712	28 001 138	2 194 004	7 742 620
6908909900	Oth thn paving,hearth/ wall tile of oththn plain tile,rectang,rcle>7	132 831	533 573	83 018	164 277
6909110000	Ceramic of porcelain or china forlaboratory,chemical or oth tech	12 042	373 855	32 569	467 543
6909120000	Artcle having a hardnss=>9 Mohsfor laboratory,chemical or oth te	591 771	3 764 491	748 692	3 222 235
6909190000	Oth ceramic wares for laboratory,chemical/ oth technical uses	92 816	318 819	125 733	698 097
6909900000	Oth thn ceramic wares for laboratory,chemical/ oth technical uses	924	290 857	5 659	328 540
6910100000	Ceramic sinks, wash basins,wash basin of porcelain/ china	653 242	3 312 499	725 254	3 105 650
6910900000	Ceramic sinks, wash basins,wash basin of oth thn porcelain/ china	228 367	870 965	279 283	1 087 988
6911100000	Tableware & kitchenwareof porcelain/ china	1 233 521	4 236 864	309 890	1 300 235
6911900000	Oth household, toilet articlesof porcelain/ china	556	2 286	2 278	6 856
6912000000	Tableware & kitchenware, oth householdtoilet art, oth than porce	83	12 837	1 581	87 741
6913101000	Ornamental cigarette box & ashtrayof porcelain or china	0	49	0	3 749
6913109000	Oth thn ornamental cigarette box&ashtrayof porcelain or china	90 907	273 224	170 514	615 074
6913901000	Ornamental cigarette box & ashtrayof oth thn porcelain or china	0	2 210	0	5 462
6913909000	Oth thn ornamental cigarette box&ashtrayof oth thn porcelain or	17 948	51 035	13 153	150 728
6914100000	Oth ceramic articles ofporcelain/ china	2 684	50 788	4 875	46 926
6914900000	Oth ceramic articles of oth thanporcelain/ china	517 417	781 406	688 821	1 143 060
7001000000	Cullet & oth waste & scrap ofglass; glass in the mass	5 643 270	17 945 725	481 524	1 501 837
7002100000	Glass in balls	4 021	36 622	15 402	62 236
7002200000	Glass in rods	162	2 203	207	3 767
7002311000	Fused quartz/ oth fused silica forvacuum tubes	216	820	21 246	169 569
7002319010	Fused quartz/ oth fused silica for vialor ampoules industry	769 782	2 198 817	1 572 349	4 527 650
7002319090	Glass in ball,tube of fused quartz/ othfuse silica,oth thn boro silict g	11 848	49 267	662 329	1 603 930
7002321000	Glass in tubes,linear coef<=5x10(-6)kelvin in temp.(0-300 C) for va	0	131	0	6 125
7002322000	Oth glass in tubes,linear coef<=5x10(-6)with 3mm<=diameter<22n	23 062	35 426	84 513	124 825
7002329000	Oth glass in tubes,linear coef<=5x10(-6)kelvin in temp.(0-300 C)	21 028	160 621	34 508	414 707
7002392000	Oth transparent neutral glass for enamelglass,with 3mm<=diameter	574	575	16 631	16 819
7002399000	Oth glass having linear coeff. 0-300coth thn vacum&boro silict glas	914	17 704	22 934	82 854
7003122000	Non wired sheets,in squares/ rectangularshape incl.1,2,3,4 corners	0	88 128	0	22 456
7003129000	Oth non-wired sheets colored glass	0	18 059	0	106 077
7003199000	Oth non-wired sheets not coloredglass	1 157 700	4 522 680	527 081	1 865 439
7003200000	Cast glass and rolled glass,wired sheets	0	1	0	7
7003300000	Cast glass and rolled glass, profiles	0	219	0	900
7004209000	Optical drawn, blown glass, opticallyworked,flashed,opacified, abs	762	31 768	33 203	349 526
7004909000	Oth optical drawn,blown glass,opticallyworked,flashed,opacified, &	782 775	1 818 063	250 172	598 565
7005109000	Oth non-wired glass,absorbentreflecting/ non-reflecting layer	273 669	1 290 609	189 526	932 486
7005211000	Oth non-wired glass, colored, opacifiedoptical glass, not optically v	0	590	0	2 693
7005219000	Oth non-wired glass, colored, opticallyworked, flashed, opacified	816 621	1 640 384	410 917	821 751
7005299000	Oth non-wired glass, not colored,optically worked	1 577 591	3 211 741	534 810	1 087 358
7005300000	Float glas&surface ground/ polish glas,wired glass	0	6	0	173
7006001000	Optical glass, not optically worked,for glass of heading 70,03,70,04	0	6	0	349
7006009000	Optical glass, optically workedfor glass of heading 70,03,70,04,70,0	52 218	283 622	47 298	279 220
7007111000	Toughened (tempered) safety glasssuitable for vehicles of chapter	48 752	189 353	312 184	969 888
7007114000	Toughened (tempered) safety glasssuitable for ship,boat,floating c	0	14 266	0	17 772
7007191000	Toughened (tempered) safety glasssuitable for machine of head 8	25 381	32 024	47 560	135 826
7007199000	Toughened (tempered) safety glasssuitable for oth machinery	721 290	2 361 440	635 416	2 320 977
7007211000	Laminated safety glass suitable forvehicles of chapter 87	59 722	268 862	249 304	1 016 844
7007291000	Laminated safety glass suitable formachine of head 84.29/ 84.30	279	823	3 699	12 497

I.3. IM POR M ENURUT KOM ODITI / IM PORT BY HS COM M ODITY

\*\*\* APRIL/ APRIL 2014 \*\*\*

H S	Uraian Komoditi Commodity Description	Berat Bersih / Net Weight (Kg)		Nilai / Value C.I.F (US\$)	
		Bulan ini Current Month	Kumulatif Cum. Jan. to date	Bulan ini Current Month	Kumulatif Cum. Jan. to date
7007299000	Laminated safety glass suitable foroth machinery	1 128	95 275	8 276	163 557
7008000000	Multiple-walled insulating unitsof glass.	747 339	2 183 216	1 005 274	2 770 113
7009100000	Rear-view mirrors for vehicles	294 304	957 906	2 871 301	8 839 843
7009910000	Glass mirros, unframed	1 376 773	4 330 930	1 091 187	3 307 505
7009920000	Glass mirros, framed	184 148	424 499	376 535	1 120 246
7010100000	Ampoules of glass	22 185	64 211	191 751	356 109
7010200000	Stoppers, lids & oth closures of glass	7 907	17 965	8 911	26 540
7010901000	Carboys & demijohn	140 524	352 424	357 964	953 627
7010904000	Bottles&vials for antibiotics,serums,oth injectables,intravenous inf	2 859 533	8 945 765	2 150 179	6 797 276
7010909000	Oth bottles for intravenousfluids of glass	10 225 375	26 717 052	5 115 343	15 764 636
7011101000	Stem for electric lighting	0	1 740	0	4 970
7011109000	Glass envelops for electric lightingoth than stem	373 031	1 025 264	887 007	2 456 495
7011200010	Television tubes, cathode-ray tubes	3 388 453	16 451 804	2 927 160	14 067 713
7011200090	Cathode-ray tubes, oth than television	18 444	89 144	111 870	429 657
7011900000	Oth glass envelopes, bulbs,tubes,open,glass parts thereof,without	12 899	83 290	24 842	120 477
7013100000	Glassware of a kind used for table,kitchen, toilet, office of glass-ce	77 936	177 766	218 944	595 361
7013220000	Stemware drinking glasses,oth thn glassceramics, of lead crystal	1 378	2 448	60 675	93 253
7013280000	Stemware drinking glasses,neither glass-ceramics nor lead crystal	120 754	268 358	184 491	458 047
7013330000	Other drinking glasses, of lead crystal	74	74	2 415	2 415
7013370000	Other drinking glasses, neitherglass-ceramics nor lead crystal	191 451	1 169 148	266 263	1 808 445
7013410000	Glassware for table (not drinking glass)kitchen purpose,of lead cry	1 089	1 089	1 106	1 106
7013420000	Glassware for table (not drinking glass)ktchn,linear coef<5x10-6/K	62 591	516 556	188 561	1 410 888
7013490000	Oth glassware for table(not drink glass)kitchen purposes, not cera	483 332	2 386 488	681 773	2 807 195
7013910000	Other glassware of lead crystal	278	1 203	529	4 612
7013990000	Other glassware of not lead crystal	2 194 399	4 776 336	2 019 049	5 054 407
7014001000	Signalling glassware&optical element formotor vehicles,not thse o	10 061	20 491	90 991	255 767
7014009000	Other signalling glassware & opticalelements of glass, not optically	3 363	6 444	18 594	241 290
7015100000	Glasses for corrective spectacles	7 739	16 300	198 070	407 028
7015901000	Clock or watch glasses	96 603	548 484	21 433	123 982
7015909000	Glasses for non-corrective spectacles;hollow glass spheres & their	4 967	35 209	21 642	95 983
7016100000	Glass cubes&oth glass smallwares,for mosaics or decorative purpo	92 313	306 072	193 174	507 425
7016900000	Oth articles of moulded glass; leaddlights; multicellular & smlr fo	612 183	1 816 295	654 504	1 550 113
7017101000	Quartz reactor tubes and holders glass,for production of semicond	12 899	45 440	66 098	396 438
7017109000	Laboratory or pharmaceutical glassof fused quartz or oth fused sili	13 379	68 401	351 712	1 249 975
7017200000	Laboratory, hygienic/pharmaceuticalwith coef< 5x10-6/kelvin, 0 - :	20 138	93 245	112 758	738 699
7017900000	Laboratory,hygienic/pharmaceuticalglassware,nor fused quartz/ fu	10 214	21 208	101 882	274 080
7018100010	Glass beads	238 999	878 660	463 096	1 265 421
7018100020	Imitation pearls	3 168	3 721	32 205	47 306
7018100090	Imitation precious & glass smallwares	107 452	324 123	131 420	523 661
7018200000	Glass microspheres <=1 mm in diameter	111 183	297 809	65 715	284 875
7018900000	Glass eyes, not prsthtc artcls, ornamntof lamp-worked glass,not ir	83 560	308 702	114 291	719 138
7019110000	Chopped strands,of a length <= 50 mm	191 106	726 301	276 827	1 098 365
7019120000	Rovings of glass fibres	1 083 326	2 885 161	871 050	2 174 476
7019191000	Yarn of glass fibres	2 517	13 627	28 461	134 998
7019199000	Siver of glass fibres	183 858	450 485	416 913	1 048 819
7019310000	Mats of glass fibres	677 861	3 254 743	971 668	4 764 851
7019320000	Thin sheets (voiles) of glass fibres	122 986	184 399	146 567	310 862
7019391000	Asphalt/ coal-tar impregnatdglass-fibre outerwrap for pipelines	36 443	148 947	108 274	336 357
7019399000	Mattresses,boards and similarnonwoven products of glass fibres	695 555	2 223 555	1 364 565	4 197 747
7019400000	Woven fabrics of glass fibres rovings	405 287	1 554 618	432 421	1 669 736
7019510000	Oth woven fabric,of a width <= 30 cm	23	3 082	1 852	38 330
7019520000	Oth woven fabric,of a width>30cmplain weave,wght<250g/m2 of 1	2 351	19 462	26 276	113 449
7019590000	Oth woven fabric,of a width > 30 cm	12 485	154 400	108 762	617 623
7019901000	Glass fibres	35 681	166 759	180 552	592 597
7019909000	Other articles of glass fibres	264 285	1 052 064	551 072	2 897 701
7020001100	Glass moulds for the manufactureof acrylic goods	42 185	125 961	86 326	247 788
7020001900	Glass moulds for other purposes	134 760	703 401	89 060	909 912
7020002000	Quartz reactor tubes & holders designedfor production of semicor	0	4	0	2 612
7020003000	Glass inner for vacuum flasks/ othvacuum vessels	274 893	1 131 923	409 990	1 477 111
7020004000	Evacuated tubes for solar energycollectors	190	268	3 462	4 833
7020009900	Other articles of glass.	307 643	775 583	713 959	1 598 026
7101100000	Natural pearls	0	20	0	114
7101220010	Cultured pearls,fresh water,worked	0	5	0	2 007
7102390000	Diamonds, worked, not mountedor set, non-industrial	0	1	0	2 518
7104101000	Piezo-electric quartz,precious orsemiprecious stones,unworked	1	1	834	834
7104102000	Piezo-electric quartz,precious orsemiprecious stones,worked	0	5 974	0	179 362

**I.3. IM POR M ENURUT KOM ODITI / IM PORT BY HS COM M ODITY**  
**\*\*\* APRIL/ APRIL 2014 \*\*\***

H S	Uraian Komoditi Commodity Description	Berat Bersih / Net Weight (Kg)		Nilai / Value C.I.F (US\$)	
		Bulan ini Current Month	Kumulatif Cum. Jan. to date	Bulan ini Current Month	Kumulatif Cum. Jan. to date
7104200000	Other synthetic precious stones,unworked or simply sawn or roug	21	93	4 949	25 097
7104900000	Other synthetic precious/semi stones,worked,roughly shapped	497	9 401	46 618	143 836
7105100000	Dust and powder of diamonds	123	1 059	41 607	206 793
7105900000	Dust & powder of other natural orsynthetic precious/semi preciou	28	215	16 572	22 587
7106100000	Silver powder	3 258	7 519	39 399	127 412
7106910000	Silver, unwrought	1 006	17 110	880 356	2 284 392
7106920000	Silver, semi-manufactured	13 222	58 710	940 167	3 720 788
7107000000	Base metals clad with silver,not further	31 545	33 040	174 186	752 231
7108120010	Gold in lumps, ingots or cast bars	0	53	0	1 231 337
7108120090	Gold,not in lumps, ingots or cast bars,oth unwrought forms	561	3 056	1 804 076	5 408 854
7108130000	Gold,non monetary,othsemi-manufactured form	44	279	205 107	1 177 414
7108200000	Monetary gold	69	69	549	549
7109000000	Base metals/ silver,clad with gold notfurther worked than semi-ma	0	70	0	563 133
7110110010	Platinum, in lumps, ingots, cast bars,powder or sponge,unwrought	422	1 362	3 007	8 571
7110110090	Platinum in oth form, unwrought	0	1	0	6
7110190000	Platinum, wrought	0	69	0	1 245
7110210020	Palladium in lump,ingots,cast bars,powderor sponge,unwrought	30	739	1 654	6 855
7110310010	Rhodium in lumps, ingots,cast bars,powder or sponge,unwrought	43	5 374	52	11 414
7110390000	Rhodium, wrought	1	1	11	11
7110410090	Iridium, osmium and ruthenium, inother forms, unwrought	5 308	7 296	48 940	81 710
7112999000	Waste & scrap of oth precious metal	0	1	0	22
7113111000	Parts of jewellery of silver	1	575	152	824 203
7113119000	Jewellery of silver	209	1 788	117 628	747 596
7113191000	Parts of jewellery of other precious met	101	339	16 812	179 727
7113199000	Jewellery of other precious metal	44	8 840	12 688	188 240
7113209000	Jewellery of base metal, clad withprecious metal	0	942	0	9 732
7114110000	Articles of silversmiths wares of silverwhether or not plated or cla	92	336	4 123	16 097
7114190000	Articles of goldsmiths wares ofoth precious metal,	0	3	0	14 274
7114200000	Articles of gold&silversmiths waresof base metals, clad with precic	0	87	0	176 781
7115100000	Catalysts of platinum, in the form ofwire cloth or grill	50	1 205	13 257	467 588
7115901000	Other articles of golds or silver	34 463	93 290	1 081 368	3 562 725
7115909000	Oth articles of precious metal/ of metalclad with precious metal	2	151	291	16 567
7116200000	Articles of precious/ semi-preciousstones(natural/ synthetic/ recons	145	897	75 029	259 739
7117111000	Parts cuff-links and studs, of basemetal, whether or not plated	53	626	979	6 445
7117119000	Cuff-links and studs of base metalwhether/ not plated with preciou	6 009	17 025	158 287	441 622
7117191000	Bangles of base metal, whether or notplated with precious metal	132	2 456	13 480	37 390
7117192000	Other imitation jewellery of base metalwhether or not plated w/ p	94 849	248 076	393 213	1 304 585
7117199000	Parts of oth imitation jewellery of basemetal,whether/ not plated v	16 788	50 130	501 880	1 674 649
7117901100	Bangles,wholly of plastic or glass	11	303	12 618	16 081
7117901300	Bangles,wholly of porcelain or china	0	5	0	560
7117901900	Other bangles	7 781	10 786	20 173	37 726
7117902100	Other imitation jewellerywholly of plastics or glass	22 230	32 542	49 435	68 536
7117902300	Oth imitatn jwllry of porcelainor china	0	280	0	4 844
7117902900	Other imitation jewellery	109 016	287 070	201 094	654 781
7117909100	Parts of imitation jewellerywholly of plastics or glass	614	1 502	9 814	31 267
7117909200	Part of imitat jwlrly of wood,bone,trtoisshel,ivory,horn,coral,pearl,	5	5	574	574
7117909300	Part of imitation jwllry of porcelainor china	28	45	495	1 658
7117909900	Oth part of imitation jwllry	9 801	16 641	61 208	244 079
7201100000	Non-alloy pig iron cont. by weight0.5% or less of phosphorus	1 203 310	5 562 020	632 269	2 980 373
7201200000	Non-alloy pig iron cont. by weightmore than 0.5% of phosphorus	96 011	96 011	110 788	110 788
7201500000	Alloy pig iron; spiegeleisen	1 484	1 492	8 429	9 011
7202110000	Ferro-manganese, cont. byweight more than 2% of carbon	1 213 476	4 051 272	1 190 491	3 601 564
7202190000	Ferro-manganese, cont. byweight <= than 2% of carbon	2 578 354	4 917 717	1 432 762	4 571 123
7202210000	Ferro-silicon, cont. byweight more than 55% of silicon	2 917 712	7 072 714	3 375 967	8 954 491
7202290000	Ferro-silicon, cont. byweight <= than 55% of silicon	271 411	883 051	683 043	2 107 811
7202300000	Ferro-silico-manganese	1 269 013	4 231 568	1 491 910	4 950 437
7202410000	Ferro-chromium, cont. byweight more than 4% of carbon	94 624	949 868	157 789	1 745 176
7202490000	Ferro-chromium, cont. byweight <= than 4% of carbon	842 282	913 825	413 920	628 619
7202600000	Ferro-nickel	180	187	16 837	16 889
7202700000	Ferro-molybdenum	6 484	88 063	13 680	1 242 063
7202800000	Ferro-tungsten & ferro-silico-tungsten	118	122	3 292	4 261
7202910000	Ferro-titanium and ferro-silico-titanium	46 000	64 001	209 911	298 891
7202920000	Ferro-vanadium	16 674	74 118	92 028	1 230 529
7202930000	Ferro-niobium	27	24 527	141	656 811
7202990000	Other ferro-alloys	271 953	878 204	1 280 167	2 612 781
7203100000	Ferrous products obtained by directreduction of iron ore	10 989 350	19 346 844	4 264 162	7 585 387



## I.3. IM POR M ENURUT KOM ODITI / IM PORT BY HS COM M ODITY

\*\*\* APRIL/ APRIL 2014 \*\*\*

H S	Uraian Komoditi Commodity Description	Berat Bersih / Net Weight (Kg)		Nilai / Value C.I.F (US\$)	
		Bulan ini Current Month	Kumulatif Cum.Jan. to date	Bulan ini Current Month	Kumulatif Cum.Jan. to date
7203900000	Other ferrous products	8 773	10 164	16 305	22 815
7204100000	Waste and scrap of cast iron	1 090 560	2 939 430	437 237	1 154 622
7204290000	Waste and scrap of oth alloy steel	707 090	1 652 900	307 771	714 263
7204300000	Waste & scrap of tinned iron or steel	4 269 130	19 340 870	1 142 956	5 538 680
7204410000	Turnings,shavings,chips,milling waste,sawdust,filings,trimmings &	906 170	6 157 593	351 992	2 392 217
7204490000	Other ferrous waste and scrap :	160 870 429	734 734 681	61 893 716	287 013 123
7205100000	Granules of pig iron, spiegeleison,iron or steel	797 837	2 393 305	781 118	2 448 483
7205210000	Powder of alloy steel	142 192	535 884	320 312	1 714 890
7205290000	Powder of pig iron, spiegeleison,iron or steel (oth than alloy steel)	404 609	2 105 860	775 144	3 127 045
7206109000	Iron&non-alloy in ingots containing byweight<=0.6% of carbon,exc	550 940	1 582 396	850 616	2 337 275
7206900000	Iron and non-alloy in primary formother than ingots	64 239	245 879	148 359	447 356
7207110000	Semi-finished iron/non-alloycont. < 0,25% carbon ,rectnglr,square	46 084 521	138 044 324	24 363 764	74 699 924
7207121000	Slabs of iron/non alloy, cont.< 0,25%of carbon, other than square	147 566 698	749 204 886	80 117 570	387 385 775
7207129000	Oth semi-finished iron/non-alloycont.< 0,25% carbon ,rectnglr,not	461 701	1 207 013	678 116	1 902 056
7207190000	Oth semi-finished iron/non-alloycont.< 0,25% of carbon	15 544 411	26 615 422	8 405 240	16 143 991
7207201000	Slabs of iron/non alloy,cont.byweight > 0.6% of carbon	0	18 771 050	0	9 668 921
7207202100	Oth semi-finished iron/non-alloy contby weight>0,6% of carbon,ro	72 187	338 632	299 695	1 121 007
7207202900	Oth semi-finished iron/non-alloy cont.by weight > 0,6% of carbon	36 215 938	41 141 444	18 956 320	32 533 824
7207209000	Oth semi-finished iron/non-alloy cont.byweight 0,25%<=carbon<=	42 443 575	123 137 323	23 108 729	68 475 824
7208100000	Flat-rolled iron/nas,relief,hot rolledwidth > 600 mm	64 365	176 512	133 929	345 753
7208250000	Flat-rolled iron/nas,pickled,hot rolledwdth>600 mm,thick>=4.75m	3 713 550	13 788 457	2 895 461	10 526 335
7208260000	Flat-rolled iron/nas,hot rollpickled,width>600mm,3 mm<thick<4,7	13 405 177	48 450 244	9 995 119	36 730 128
7208271000	Flat-rolled iron/nas,pickled,hot rolledwidth>600mm,of a thick<2 r	8 878 872	29 660 984	6 713 847	22 912 697
7208279000	Flat-rolled iron/nas,pickled,hot rolledwidth>600mm,of a 2mm<thi	15 127 408	55 196 624	11 173 016	41 603 270
7208360000	Flat-rolled iron/nas,hot rolledwidth>600 mm, thick>10 mm	6 211 810	10 574 699	3 754 895	6 576 484
7208370000	flat-rolled iron/ nas,hot rolledwidth >600 mm, of a 4,75< thick< 10	9 752 329	36 656 161	6 585 427	24 123 775
7208380000	flat-rolled iron/ nas,hot rolledwidth >600 mm, of a 3< thick< 4,75 n	5 112 684	44 500 615	3 258 865	26 617 623
7208390000	Flat-rolled iron/nas,hot rolledwidth >600 mm, thick< 3 mm	52 321 597	193 267 711	31 435 073	114 013 095
7208400000	Flat-rolled iron/nas,not in coilsrelief,hot rolled	300 666	5 447 843	230 971	3 352 995
7208510000	Flat-rolled iron/nas,width>600 mm,of a thickness>10 mm,hot rolle	17 979 940	85 733 465	12 938 397	59 919 528
7208520000	Flat-rolled iron/nas, width >600 mm,4,75 < thickness < 10 mm,hot	16 060 137	52 903 379	11 468 554	37 859 529
7208530000	Flat-rolled iron/nas, width >600 mm,3 < thickness < 4,75 mm,hot r	14 283	194 798	12 761	183 409
7208540000	Flat-rolled iron/nas,hot rolledwidth >600 mm, thickness < 3 mm	309 537	419 342	286 579	378 372
7208900000	Other Flat-rolled iron/ nas	3 548 225	11 414 638	3 177 013	9 693 085
7209150000	Flat-rolled in coils,cold-rolledwidth>600mm,thickness>3 mm	598 652	2 331 148	504 877	1 953 793
7209160010	Flat-roll,in coils,pickled/ not,cold-roll1<thick<3mm,600<width<125	3 129 338	18 005 331	2 444 191	17 581 697
7209160090	Flat-roll,in coils,pickled/ not,cold-roll1<thick<3mm,width>1250 m	19 493 874	57 338 436	15 517 675	46 801 497
7209170010	Flat-roll,in coils,pickled/ not,cold-roll0.5<thick<1mm,600<width<12	12 414 822	42 769 588	9 018 366	35 360 564
7209170090	Flat-roll,in coils,pickled/ not,cold-roll0.5<thick<1mm,width>1250 r	26 530 662	86 931 216	21 521 294	72 097 062
7209181000	Tin-mill blackplate (tmbp),cold-rollof a thickness < 0.5 mm	18 411 838	48 646 728	15 785 785	39 759 676
7209189100	Flat-roll,in coils,pickled/ not,cold-rollthick<0.17mm,cont wght<0.6%	61	141	18 210	36 744
7209189900	Flat-roll,in coils,pickled/ not,cold-roll0.5mm<thick<0.17mm,cont w	19 250 402	70 209 021	13 729 639	50 217 610
7209250000	Flat of iron/ non-alloy, not incoil cold rolled, of a thickness >= 3 mm	17 108	42 066	18 798	60 835
7209260090	Flat of iron/ non-alloy, not coil,coldrolled,1 mm<thickness<3mm,w	0	1 198	0	2 287
7209270010	Flat of iron/ non-alloy,not coil,coldrolled,0.5mm=<thicknes<1mm,v	608	140 534	10 400	71 288
7209270090	Oth flat of iron/non-alloy,not in coil,cold rolled,0.5mm =< thicknes	2 596	10 942	4 677	28 097
7209901000	Flat of iron/ non-alloy, cold-rolled,corrugated form	217 503	419 762	498 604	1 279 096
7209909000	Flat of iron/ non-alloy, cold-rolled,other than corrugated form	1	3 026	676	13 130
7210111000	Flat-rolled of iron/ nas,carbon>=0.6%,plated or coated with tin,thic	96 690	160 650	113 127	233 198
7210119000	Flat-rolled of iron/ nas,carbon< 0.6%,plated or coated with tin,thic	1 656 552	11 150 244	4 063 103	13 553 351
7210121000	Flat-rolled of iron/ nas,carbon>=0.6%,plated or coated with tin,thic	3 099 113	9 615 223	3 474 627	11 118 758
7210129000	Flat-rolled of iron/ nas,carbon<0.6%,plated or coated with tin,thick	10 137 533	34 577 377	10 715 189	37 485 705
7210201000	Flat-rolled of iron/ nas,carbon>=0.6%plated or coated with lead, th	48 750	250 375	60 882	355 091
7210209000	Flat-rolled of iron/ nas,carbon>=0.6%plated or coated with lead, th	479 348	1 495 016	913 968	2 855 245
7210301100	Flat-rolled of iron/ nas,carbon<0.6%plated with elctrolitically,thick-	6 928 038	23 504 771	6 033 559	21 711 413
7210301200	Flat-rolled of iron/ nas,crbon<0.6%platedwith elctrolitically,1.5mm	414 362	919 946	388 214	883 971
7210301900	Flat-rolled of iron/ nas,crbon<0.6%platedwith elctrolitically,1.5mm	817 296	2 438 919	678 524	2 246 269
7210309100	Flat-roll of iron/ nas,crbon>=0.6%platedwith elctrolitically,1.2mm>	0	88 378	0	118 081
7210309900	Flat-roll of iron/ nas,crbon>=0.6%platedwith elctrolitically,1.2mm<	484 296	2 778 017	287 457	2 061 147
7210411100	Flat-rolled,iron/ nas,othws plated zinccorrugated,thick<=1.2mm,wg	0	22 014	0	43 657
7210411900	Flat-rolled,iron/ nas,othws plated zinccorrugated,1.5mm<thick,wg	0	223	0	275
7210491100	Flat-rolld,iron/ nas,othws plat zinc-ironnot crrgtd,1.2mm>=thick,wg	9 321 493	33 509 399	8 280 857	30 644 038
7210491200	Flat-rolld,iron/ nas,othws plat zinc-ironnot crrgtd,1.2mm>=thick,wg	7 864 182	35 798 397	6 653 382	29 668 801
7210491300	Flat-rolld,iron/ nas,othws plat zinc-ironn-crrgtd,1.2mm<thick<=1.5i	1 084 007	3 733 808	929 454	3 169 835
7210491900	Flat-rolld,iron/ nas,othws plat zinc-ironn-crrgtd,thick>1.5mm,wght-	3 293 101	12 783 525	3 230 359	12 024 348
7210499100	Flat-rolld,iron/ nas,othws plat zinc-ironn-crrgtd,1.2mm>=thick,wgh	56 030	99 220	48 858	88 401

I.3. IM POR M ENURUT KOM ODITI / IM PORT BY HS COM M ODITY

\*\*\* APRIL/ APRIL 2014 \*\*\*

H S	Uraian Komoditi Commodity Description	Berat Bersih / Net Weight (Kg)		Nilai / Value C.I.F (US\$)	
		Bulan ini Current Month	Kumulatif Cum. Jan. to date	Bulan ini Current Month	Kumulatif Cum. Jan. to date
7210499900	Flat-rolld,iron/ nas,othws plat zinc-ironn-crrgtd,1.2mm<thick,wght:	8 750	20 820	7 490	18 227
7210500000	Flat-rolled iron/non-alloy plated withchromium & or chromium oxic	1 989 659	9 550 430	2 240 040	10 573 061
7210611100	Flat-rolld,iron/ nas,plated alumnm-zinc,1.2mm>thickness,weight<C	38 399 732	123 242 642	31 494 217	102 487 969
7210611200	Flat-rolld,iron/ nas,plated alumnm-zinc,1.2mm<thickness<1.5mm,v	239 135	375 700	213 749	330 843
7210611900	Flat-rolld,iron/ nas,plated alumnm-zinc,1.5mm>thickness,weight<C	423 194	1 336 934	366 659	1 167 971
7210619100	Flat-rolld,iron/ nas,plated alumnm-zinc,1.2mm>thickness,weight>=	0	1 377 494	0	1 138 337
7210619900	Flat-rolld,iron/ nas,plated alumnm-zinc,1.2mm<=thickness,weight>	116	116	3 139	3 139
7210691100	Flat-rolld,iron/ nas,plated alumnm,1.2mm<=thickness,weight<0.6%	238 510	1 221 376	260 157	1 299 618
7210691900	Flat-rolld,iron/ nas,plated alumnm,1.5mm>thickness,weight<0.6%	75 845	268 738	84 824	292 494
7210701000	Flat-rollof iron/ nas,painted, varnished,coated plastics,carbon<0.6%	9 797 782	38 224 196	10 577 893	41 124 649
7210709000	Flat-rollof iron/ nas,painted, varnished,coated plastics,carbon<0.6%	232 813	933 060	364 614	1 832 017
7210901000	Flat-rollof iron/ nas,plated,coated othmetal,carbon<0.6%,thick<=1.	886 230	4 411 240	944 240	4 491 730
7210909000	Flat-rollof iron/ nas,plated,coated othmetal,carbon<0.6%,thick>1.5	287 031	813 129	560 441	1 639 071
7211131000	Roll-on 4 face/in clod box,HR,notclad,hoop&strip,150 mm<width-	0	255	0	8 753
7211141100	Flatroll,iron/ nas,HR,notclad,hoop&strip,4.75mm<=thick<=10mm,v	303 215	1 106 269	439 223	1 479 576
7211141900	Oth flatroll,iron/ nas,HR,notclad,4.75mm<=thick<=10mm	51 992	663 334	48 300	583 253
7211142100	Flatroll,iron/ nas,HR,notclad,hoop&strip,thick>10mm,width<=400	19 961	58 592	26 279	70 431
7211142900	Oth flatroll,iron/ nas,HR,notclad,thick>10mm	12 876	509 282	13 991	458 887
7211191100	Flatroll,iron/ nas,HR,notclad,hoop&strip,4.75mm>thick>=2mm,wid	102 740	440 903	116 769	516 773
7211191900	Oth flatroll,iron/ nas,HR,notclad,4.75mm>thick>=2mm	142 951	1 153 021	156 157	1 146 200
7211192100	Flatroll,iron/ nas,HR,notclad,hoop&strip,thick<2mm,width<=400	8 862	25 773	12 935	37 080
7211192900	Flatroll,iron/ nas,HR,notclad,2mm>thick>0.17mm	16 195	16 238	29 234	29 635
7211232000	Flatroll,iron/ nas,CR,notclad,crbon<0.25%hoop&strip,width<=400n	192 822	984 706	307 847	1 350 789
7211239090	Oth flatroll,iron/ nas,CR,notclad,crbon<0.25%	894	4 324	5 300	10 371
7211292000	Flatroll,iron/ nas,CR,notclad,crbon>=0.25%hoop&strip,width<=400r	325 706	1 104 315	724 363	2 432 664
7211293000	Flatroll,iron/ nas,CR,notclad,crbon>=0.25%thickness<=0.17mm	3 378	6 574	5 067	10 564
7211299000	Oth flatroll,iron/ nas,CR,notclad,crbon>=0.25%	102 716	433 324	194 151	724 200
7211901000	Oth Hoop&strip iron/ not alloy,not clad width < 400mm	1 249	1 249	2 351	2 351
7211903000	Oth flat-rolled iron/ not alloy,not cladthickness <= 0.17 mm	0	1	0	29
7211909000	Oth flat-rolled iron/ not alloy,not cladthickness > 0.17 mm	3 780	342 126	49 238	321 252
7212101000	Flat-rolled,iron/ nas,plated w/ tin,clad,width<=400mm,hoop&strip	34 962	81 427	55 024	122 117
7212109100	Flat-rolled,iron/ nas,plated w/ tin,clad,400mm<width<600mm,cart	10 027	52 478	11 331	39 985
7212109900	Flat-rolled,iron/ nas,plated w/ tin,clad,400mm<width<600mm,cart	20 850	85 139	30 441	171 689
7212201000	Flat-rolled,iron/ nas,electrocltclly zinc,width<=400mm,hoop&strip	329 014	2 013 724	333 507	1 999 593
7212202000	Flat-rolled,iron/ nas,electrocltclly zinc,width<=400mm,carbon<0.6%	8 022	16 137	35 620	71 619
7212209000	Oth flat-rolled,iron/ nas,electrocltclly zinc	113 115	762 607	236 602	2 076 554
7212301000	Flat-rolled,iron/ nas,plated zinc,clad,width<=400mm,hoop&strip	4 024	363 516	6 839	286 545
7212302000	Flat-rolled,iron/ nas,plated zinc,clad,carbon<0.6%,thick<=1.5mm	48 190	85 340	24 096	71 660
7212309100	Flat-rolled,iron/ nas,plated iron-zinc,carbon<0.04%,thick<=1.5mm,	0	9 979	0	15 730
7212309900	Flat-rolled,iron/ nas,plated iron-zinc,carbon>=0.04%,thick<=1.5mm	42 268	492 180	37 829	294 714
7212401000	Flat-rolled,iron/ nas,coated plastic,painted,varnished,hoop&strip,w	453 184	1 130 696	456 684	1 090 558
7212402000	Flat-rolled,iron/ nas,coated plastic,painted,varnished,thick<=1.5mr	0	87 596	0	90 730
7212409000	Flat-rolled iron/ not alloy, other shape,painted, varnished/ coated v	1 864 054	7 582 262	2 848 854	11 779 698
7212501100	Hoop,strip iron/ not alloy, width<400 mm,coated with chromium	337	1 842	1 830	11 704
7212501900	Flat-rolled iron/ not alloy, otherwiseplated or coated	98 279	417 265	120 316	508 334
7212502100	Hoop,strip iron/ not alloy, width<400 mm,coated with aluminium-z	206 314	323 823	183 339	327 071
7212502900	Flat-rolled iron/ not alloy, otherwiseplated or coated	0	1 150	0	12 032
7212509100	Other hoop,strip iron/ not alloy, width<400 mm	1	60	1	3 491
7212509200	Other flat-rolled iron/ not alloy,carbon<0.6%, thick > 1.5 mm	55 987	326 429	127 077	658 358
7212509900	Flat-rolled iron/ not alloy, otherwiseplated or coated	390 330	791 391	257 090	717 137
7212601000	Hoop,strip iron/ not alloy, clad width< 400mm	99 781	302 503	448 200	1 282 955
7212602000	Flat-rolled iron/ not alloy, carbon<0.6%,thick > 1.5 mm, clad	2 040	7 194	12 596	20 010
7212609000	Flat-rolled iron/ not alloy, clad	177	41 676	948	123 148
7213100000	Containing indentations,ribs,grooves ofcircular crosssection <= 50	26 456	28 902	53 235	59 352
7213200000	Other bars, rods, hot-rolled , in irreg.of free-cutting steel	47 119	337 376	151 744	758 007
7213911000	Bar,hot-roll,irreg. wound coil,iron/ non-alloy steel,less 14mm,for s	0	3	0	1 678
7213912000	Bar,hot-roll,irreg. wound coil,iron/ non-alloy steel,less 14mm,for c	0	641 972	0	394 246
7213919000	Oth Bar,hot-roll,irreg. wound coil,iron/ non-alloy steel,oth free-cut	8 261 119	28 805 602	6 291 578	22 348 613
7213999000	Oth Bar,hot-roll,irreg. wound coil,iron/ non-alloy steel,circular less	1 320 342	4 889 007	1 348 523	5 213 256
7214101100	Oth bars,rods of iron, non-alloy steelforged,carbon<0.6%,circlr cro	661 577	3 390 389	508 882	2 433 134
7214101900	Oth bars,rods of iron, non-alloy steelforged,carbon<0.6%,not circu	407 877	980 786	668 804	1 657 575
7214102100	Oth bars,rods of iron, non-alloy steelforged,carbon>=0.6%,circlr cr	237	1 504	3 644	30 622
7214102900	Oth bars,rods of iron, non-alloy steelforged,carbon >= 0.6%,not cir	113 729	151 269	107 380	263 751
7214203100	Cont. indentation,rib,groove,carbon<0.6%circ. cross-section,for co	23 779	177 634	20 560	157 049
7214203900	Cont. indentation,rib,groove,carbon<0.6%circ. cross-sect. not for c	0	4	0	5 222
7214204900	Cont. indentation,rib,groove,carbon<0.6%not circ.cros.sec.not for	88 704	120 985	74 853	140 087

I.3. IM POR M ENURUT KOM ODITI / IM PORT BY HS COM M ODITY

\*\*\* APRIL/ APRIL 2014 \*\*\*

H S	Uraian Komoditi Commodity Description	Berat Bersih / Net Weight (Kg)		Nilai / Value C.I.F (US\$)	
		Bulan ini Current Month	Kumulatif Cum. Jan. to date	Bulan ini Current Month	Kumulatif Cum. Jan. to date
7214205900	Cont.indentation,rib,groove,carbon>=0.6%circ. cross-sect. not for	0	127	0	5 434
7214206900	Cont.indentation,rib,groove,carbon>=0.6%not circ.cros.sec.not for	3	157 965	596	114 198
7214300000	Other bars & rods, not forged, of free-cutting steel	261 861	498 492	305 312	602 041
7214911010	Concrete steel, hot-rolled,hot-drawn ,hot-extruded, carbon < 0.6%	308 434	955 783	202 753	579 433
7214911020	Shaft bars, manganese steel, hot-rolled,hot-drawn, hot-extruded, i	147 343	422 973	315 932	909 352
7214911090	Other bars & rods, hot-rolled,hot-drawn or hot-extruded, carbon <	322 103	1 340 275	293 047	1 199 542
7214912010	Concrete steel, hot-rolled,hot-drawn ,hot-extruded, carbon >= 0.6	85 593	619 521	116 750	1 301 298
7214912020	Shaft bars, manganese steel, hot-rolled,hot-drawn, hot-extruded, i	12 099	12 870	50 292	60 860
7214912090	Other bars & rods, hot-rolled,hot-drawn or hot-extruded, carbon >	316 794	754 252	276 335	715 114
7214991010	Carbon,oth than of circular cross-section: concrete steel	587 226	5 595 680	379 495	3 449 548
7214991020	Carbon, other than of circular cross-section:shaft bars; manganese	30 669	902 715	271 315	1 636 938
7214991090	Oth. carbon, other than of circularcross-section	10 361	12 013	36 324	43 616
7214999020	Oth. carbon, other than of circularcross-sect:shaft bars; manganes	8 214 987	26 573 774	8 691 998	27 755 495
7214999090	Oth.Than Concrete steel, Shaft bars,manganese steel	177 191	577 346	187 317	639 351
7215100000	Oth bars & rods of iron/ non-alloy steelfree-cutting steel,cold-form	687 857	2 080 894	1 156 706	3 364 422
7215501000	Oth bars & rods of iron/ non-alloy steelcontaining by weight 0.6% c	473	1 033 398	2 118	1 104 843
7215509900	Oth bars & rods of iron/ non-alloy steel,cont.carbon<0.6%,not for c	542 892	1 855 147	969 628	3 123 583
7215901000	Oth Mangan steel/ shaft bars,containingby weight less than 0.6% o	0	734 464	0	181 660
7215909000	Manganese steel/ shaft bars,containing byweight less than 0.6% of	695 631	1 882 205	550 161	1 766 857
7216100000	U, i or h sections , not further workedthan hot-rolled, of a height <	286 235	1 400 710	465 583	1 782 319
7216210000	L section of iron/ non-alloy steel, notworked than hot-rolled,of a h	205 738	927 577	194 037	844 725
7216220000	T section of iron/ non-alloy steel, notworked than hot-rolled,of a h	15 078	105 196	22 433	102 871
7216310000	U, I or H sections, not further workedU sections	425 688	2 244 140	348 973	1 880 898
7216320000	U, I or H sections, not further workedI sections	882 847	3 928 681	524 964	2 587 160
7216330000	U, I or H sections, not further workedH sections	3 462 861	12 518 348	2 904 616	10 198 764
7216400000	L/T sect,not further work than hot-rollhot-drawn/ extrud,a height c	2 891 085	10 069 862	1 877 524	6 770 190
7216501000	Oth angles,shapes& sections,not furtherof a height of less than 80	175 561	645 894	187 795	692 053
7216509000	Oth angles, shapes & sect,not further ofa height of more than 80 r	3 368 527	7 631 670	2 941 340	7 062 414
7216610000	Angles,shapes& sections,not worked thancold-formed,obtain from	360	1 609	2 804	10 584
7216690000	Angle,shape& sect,not workthan cold formoth than obtain from fla	517 037	1 489 330	1 318 589	2 563 947
7216910000	Oth angles,shapes& sect,not further workcold form/ finish from flat	0	284 868	0	215 753
7216990000	Oth angles,shapes& sect,not further workoth than cold form/ finish	1 093 291	4 291 568	966 978	3 667 634
7217101000	Wire of iron/ non-alloy steel,not platd/ coated,cont.carbon < 0.25%	1 148 083	4 070 283	514 600	2 055 746
7217102200	Wire: bead,flat hard steel reed,prestresconcrete steel,0.25%>cont	147 833	458 054	201 529	728 956
7217102900	Other wire of iron or non-alloy steel,not plate/ coated, 0.25% =< ca	2 400 865	8 341 199	1 823 545	6 492 976
7217103110	Prestressed concrete steel wire,contain carbon>=0.6% by weight	61 074	327 494	65 485	330 405
7217103190	Wire: spokes,bead,reed,free cut.steelcontain carbon>=0.6% by we	867	202 298	9 154	252 326
7217103900	Other wire of iron or non-alloy steel,not plated/coated, cont. carb	1 141 506	3 668 846	1 138 948	3 636 947
7217201010	Wire of iron/ non-alloy steel,plated w/ zinc > 240gr/m2, cont.carbo	398 896	1 598 142	348 300	1 412 144
7217201090	Wire of iron/ non-alloy steel,plated w/ zinc <= 240gr/ m2, cont.carb	262 821	2 250 962	104 678	977 285
7217202000	Wire of iron/ non-alloy steel,plated w/ zinc,cont.carbon>0.25% & <	36 724	78 912	159 396	338 740
7217209100	High carbon steel core wire,for alminiumconductors steel reinforce	1 153	5 557	71 094	311 688
7217209900	Oth than high carbonsteel core wire,foraluminium conduct steel re	147 032	292 205	522 456	1 617 134
7217301100	Wire of iron/ non-alloy steel,plated orcoated with tin,cont.carbon <	0	17	0	512
7217301900	Wire of iron/ non-alloy steel,plated orcoated with out tin,cont.cart	1 850	4 856	12 470	34 522
7217302900	Wire of iron/ non-alloy steel,plated orcoated w/ out tin,cont.0.25%	1 331	6 649	13 269	68 915
7217303110	Copper alloy coated w/ brass of pneumaticrubbers tyre	1 391 585	9 071 110	1 968 220	11 255 747
7217303190	Copper alloy coated with other copperalloys of pneumatic rubbers	774 513	3 123 984	872 597	3 624 719
7217303200	Wire of iron/ non-alloy steel,plated/ coatwith tin, cont.carbon>=0.6	208 442	1 435 069	244 436	1 682 658
7217303900	Wire of iron/ non-alloy steel,plated/ coatwi/ out tin & copper, cont.	184 801	713 209	464 462	1 420 005
7217901000	Oth wire iron/ non-alloy steel,plate/ coatwith other metals, 0.25%<	179 946	495 538	235 452	677 085
7217909000	Oth wire iron/ non-alloy steel,plate/ coatwith other metals, 0.25%>	1 119	46 585	1 246	362 973
7218100000	Ingots & oth primary forms of stainlesssteel	2 301	22 711	16 188	143 288
7218910000	Semi-finished prod.of stainless steel ofrectangulr (not square) cro	25 043	59 263	18 999	56 756
7218990000	Oth semi-finished prod.of stainlesssteel	416 160	1 309 779	3 888 206	13 209 184
7219110000	Flat-roll prod of stainless steel,hotrolled,in coil of a thick exceed 1(	117	26 475	1 772	128 436
7219120000	Flat-roll prod of stainless steel,hotroled,in coil of a 4.75mm=<thick	601 700	2 219 188	1 027 093	3 993 932
7219130000	Flat-roll prod of stainless steel,hotrolled,in coil of a 3mm<=thick<=	7 778 409	22 636 187	11 477 180	34 786 245
7219140000	Flat-roll prod of stainless steel,hotrolled,in coil of a thickness<=3m	3 742 377	12 387 668	5 173 801	17 074 799
7219210000	Flat-roll prod of stainless steel,hotrolled,not in coil of a thick > 10n	669 781	3 076 521	1 815 659	5 631 053
7219220000	Flat-roll prod of stainless steel,hotroll,not in coil of 4.75mm=<thick	1 733 016	5 056 758	3 344 707	10 143 082
7219230000	Flat-roll prod of stainless steel,hotroll,not in coil of a 3mm<=thick<	1 092 499	3 583 271	2 192 559	7 300 699
7219240000	Flat-roll prod of stainless steel,hotrolled,not in coil of a thickness<	114 634	519 264	251 138	887 231
7219310000	Flat-rolled prod.of stainless steel,cold rolled, of a thickness >= 4.75	18 153	56 347	67 845	171 589
7219320000	Flat-rolled prod.of stainless steel,cold rolled, 3 mm =< thickness <	454 993	983 218	1 179 550	2 381 281
7219330000	Flat-rolled prod.of stainless steel,cold rolled, 1 mm < thickness < 3	2 868 124	12 316 691	5 230 118	21 607 802

I.3. IM POR M ENURUT KOM ODITI / IM PORT BY HS COM M ODITY

\*\*\* APRIL/ APRIL 2014 \*\*\*

H S	Uraian Komoditi Commodity Description	Berat Bersih / Net Weight (Kg)		Nilai / Value C.I.F (US\$)	
		Bulan ini Current Month	Kumulatif Cum. Jan. to date	Bulan ini Current Month	Kumulatif Cum. Jan. to date
7219340000	Flat-rolled prod.of stainless steel,cold rolled, 0.5 mm =< thickness	2 298 577	7 964 370	4 173 361	14 476 181
7219350000	Flat-rolled prod.of stainless steel, ofa thickness < 0.5 mm	1 075 702	3 340 343	1 875 614	6 279 683
7219900000	Oth flat-roll prod.of stainless steel,thick>=1.5mm & <125mm patte	1 375 557	3 705 515	1 138 770	3 872 399
7220111000	Hoop & strip of stainless steel, hotrolled,of a thick >= 4.75 mm,wic	119 557	504 148	205 676	863 081
7220119000	Hoop & strip of stainless steel, hotroled,of a thick >= 4.75 mm,wid	5 094 800	5 750 414	4 099 462	4 645 668
7220121000	Hoop & strip of stainless steel, hotrolled,of a thick < 4.75 mm,wid	743	5 659	5 713	66 862
7220129000	Hoop & strip of stainless steel, hotrolled,of a thick < 4.75 mm,wid	98 139	275 592	866 246	2 431 449
7220201000	Hoop & strip of stainless steel, coldrolled, width < 400mm	182 598	484 820	859 240	2 298 289
7220209000	Hoop & strip of stainless steel, coldrolled, width>400mm	426 251	1 274 363	739 532	2 612 015
7220901000	Hoop & strip of stainless steel, notcold rolled, width < 400mm	33 571	101 252	271 297	934 143
7220909000	Hoop & strip of stainless steel, notcold rolled, width > 400mm	669 422	5 038 672	1 286 331	8 200 830
7221000000	Bars & rods, hot-rolled,in irregularlywound coils, of stainless steel.	130 085	183 980	299 450	515 634
7222110000	Bars,rods, hot-rolled, in irregularly ofcircular cross-section	306 958	1 563 710	693 466	2 620 102
7222190000	Bars,rods, hot-rolled, in irregularly ofnot circular cross-section	2 279 689	5 729 611	1 762 728	4 795 044
7222201000	Bars,rods, cold-formed or cold-finishedof circular cross-section	207 511	650 900	1 027 992	3 352 137
7222209000	Bars,rods, cold-formed or cold-finishedof not circular cross-sectio	328 262	897 216	811 111	3 069 670
7222301000	Other bars and rods of circular cross-section	39 343	87 800	78 711	220 411
7222309000	Other bars and rods of not circularcircular cross-section	389 215	2 099 858	827 005	3 414 948
7222401000	Angles,shapes& sections,not further workthan hot-rolled,hot-draw	62 729	148 380	161 211	422 986
7222409000	Angles,shapes& sections, further workedthan hot-rolled,hot-drawr	169 691	735 172	305 808	1 151 302
7223000000	Wire of stainless steel having a cross-sectional dimension exceedir	1 550 221	4 435 501	5 619 473	16 292 073
7224100000	Ingots & oth primary forms of oth alloysteel	350 250	694 024	378 079	790 946
7224900000	Semi-finished prod. of oth alloy steel	4 349 094	16 600 917	3 600 773	13 538 768
7225110000	Grain-oriented of silicon-elect steel awidth of 600 mm or more.	1 464 365	4 748 335	2 260 036	7 653 372
7225190000	Oth than Grain-orient of silicon-electsteel a width of 600 mm or m	2 818 958	9 624 422	2 664 338	9 143 002
7225301000	Flat-roll high speed steel,width>=600mm,not further worked than	18 570	25 070	22 292	30 502
7225309000	Flat-roll not high speed steel,w.>=600mmnot further worked than	2 352 764	10 115 807	2 046 255	8 547 935
7225401000	Flat-roll high speed steel,width>=600mm,not further work th hot-r	6 393 385	16 755 700	3 856 569	10 658 594
7225409000	Flat-roll not high speed steel,w.>=600mmnot further work th hot-r	2 549 807	11 132 450	3 773 730	13 326 380
7225501000	Flat-roll high speed steel,width>=600mm,not further worked than	113 487	166 217	169 685	233 488
7225509000	Flat-roll not high speed steel,w.>=600mmnot further worked than	23 971 091	59 770 696	18 048 636	47 259 632
7225919000	Oth flat-roll not hi.sped stel,w.>=600mmelectrolytically plated/coa	382 680	4 671 427	443 087	4 006 973
7225929000	Oth flat-roll not hi.sped stel,w.>=600mmotherwise plated or coate	2 364 008	18 125 968	1 877 139	14 216 956
7225991000	Oth flat-roll high speed steel,w.>=600mmotherwise plated or coat	0	142 391	0	159 846
7225999000	Oth flat-roll not hi.sped stel,w.>=600mmotherwise plated or coate	3 411 570	16 318 941	3 366 075	15 957 709
7226111000	Hoop & strip, grain-oriented of siliconelectrical steel, of a width <=	347 715	688 128	611 012	1 250 367
7226119000	Hoop & strip, grain-oriented of siliconelect steel, of a width >400 r	544 240	2 618 469	1 112 404	5 446 231
7226191000	Hoop,strip,oth than grain-orient ofsilicon elect steel,of a width<= 4	149 660	695 455	284 877	1 160 927
7226199000	Hoop,strip,oth than grain-orient ofsilicon elect steel,of width>400	177 146	894 352	335 835	1 535 091
7226201000	Hoop & strip of high speed steel of awidth <= 400 mm	572	572	11 935	11 935
7226209000	Hoop & strip of high speed steel of awidth > 400 mm, < 600mm	15 425	35 944	46 651	99 469
7226911000	Hoop,strip of oth alloy steel,hot rolledof a width <= 400 mm	164 270	399 023	292 653	788 411
7226919000	Hoop,strip of oth alloy steel,hot rolledwidth >400 mm, <=600mm	142 782	946 451	484 224	1 707 633
7226921000	Hoop,strip of oth alloy steel, coldrolled, of a width <= 400 mm	57 592	191 277	159 764	510 032
7226929000	Hoop,strip of oth alloy steel, coldrolled, width >400 mm, <= 600m	319 900	1 428 052	1 316 263	2 825 314
7226991100	Hoop & strip of oth alloy steel, width<= 400 mm,not further work	0	7 655	0	36 636
7226991900	Not hoop&strip of oth alloy steel, width<= 400 mm,not further wo	308 932	530 532	278 372	490 846
7226999100	Hoop&strip of oth alloy steel, w.>400mm& <= 600mm,plated/coat	0	68	0	847
7226999900	Hoop&strip of oth alloy steel, w.>400mm& <= 600mm,plated/coat	2 039 684	4 371 682	1 141 014	3 510 002
7227100000	Bars & rods, hot-rolled, in irregularlywound coils, of high speed ste	0	35 443	0	255 695
7227200000	Bars & rods, hot-rolled, in irregularlywound coils, of silico-mangan	5 890 785	14 897 861	3 674 844	9 305 310
7227900000	Oth bars & rods, hot-rolled, inirregularly wound coils	71 289 473	240 429 783	41 023 312	138 152 515
7228101000	Bars & rods, of high speed steel, ofcircular a cross-section	11 479	37 017	104 148	304 705
7228109000	Bars & rods, of high speed steel,not ofcircular a cross-section	20 418	121 834	74 708	439 380
7228201100	Bars&rods,silico-mangan steel,circular across-section,hot-roll/drav	0	12 521	0	19 300
7228201900	Bars&rods,silico-mangan steel,circularcross-section,not hot-roll/dr	17 667	942 415	44 980	984 589
7228209100	Bar&rod,silico-mangan steel,not circularcross-section,hot-roll/drav	15	15	5 207	5 207
7228209900	Bar&rod,silico-mangan steel,not circularcross-section,not hot-roll/	197 442	542 828	524 771	1 406 522
7228301000	Oth bars&rods,of silico-manganese steelof circular cross-section	8 613 283	34 248 757	9 507 219	36 138 921
7228309000	Oth bars&rods,of silico-manganese steelnot of circular cross-sectio	10 406 457	53 156 506	11 247 356	52 200 419
7228401000	Oth bars,rods,not further worked thanforget, of circular cross-sect	74 521	542 475	182 866	1 336 582
7228409000	Oth bars,rods,not further worked thanforget, not of circular cross-	396 566	2 670 332	719 346	3 360 059
7228501000	Oth bars,rods,not formed/ cold finishedof circular cross-section	569 702	2 998 925	1 402 816	6 623 129
7228509000	Oth bars,rods,not formed/ cold finishednot of circular cross-section	3 553 276	16 411 259	3 604 967	13 185 062
7228601000	Other bars and rods : of circular cross-section	284 219	930 315	610 250	1 825 607
7228609000	Other bars and rods : not of circularcross-section	1 332 297	3 970 179	1 284 545	3 948 167

I.3. IM POR M ENURUT KOM ODITI / IM PORT BY HS COM M ODITY

\*\*\* APRIL/ APRIL 2014 \*\*\*

H S	Uraian Komoditi Commodity Description	Berat Bersih / Net Weight (Kg)		Nilai / Value C.I.F (US\$)	
		Bulan ini Current Month	Kumulatif Cum. Jan. to date	Bulan ini Current Month	Kumulatif Cum. Jan. to date
7228701000	Angles, shapes & sections, oth bars & rods, cross-section, hot-roll/ draw	11 590 151	80 993 634	6 470 073	45 006 999
7228709000	Angles, shapes & sections, oth bars & rods, cross-section, not hot-roll/ c	25 496 465	46 766 700	15 587 976	28 590 224
7228801100	Hollow drill bars, rods, weight >=0.6% of circular cross-section	31 815	35 487	179 910	216 903
7228801900	Hollow drill bars, rods, weight >=0.6% not of circular cross-section	11 015	11 688	16 748	43 321
7228809000	Oth. Hollow drill bars and rods	349 358	1 081 525	579 120	1 591 013
7229200000	Wire of silico-manganese steel	407 161	597 490	411 121	640 606
7229901000	Wire of other alloy steel. of high speedsteel	325 499	1 514 272	407 622	1 603 380
7229909010	Wire of other alloy steel. not of highspeed steel, chromium >=0.5%	865 386	2 938 827	1 948 357	6 245 181
7229909090	Wire of other alloy steel. not of highspeed steel, chromium <0.5%	2 106 959	9 038 599	3 413 911	13 266 827
7301100000	Sheet piling of iron or steel	1 048 985	6 433 697	856 481	5 043 014
7301200000	Angles, shapes and sections of iron or steel	38 845	122 369	264 534	833 562
7302100000	Rails of iron or steel	421 438	1 371 649	594 136	1 592 928
7302300000	Switch-blades, crossing frogs, point rods and other crossing pieces	2 743 694	2 781 874	4 237 782	4 329 482
7302400000	Fish-plates and sole plates of iron or steel	250 722	447 378	418 079	763 801
7302901000	Sleepers, of iron or steel	4 760	11 396	57 419	68 578
7302909000	Other than sleepers, of iron or steel	243 332	706 057	626 730	2 292 751
7303001100	Hubless tubes and pipes	55 978	160 793	178 766	614 925
7303001900	Tubes and pipes with hub	1 002 024	4 517 149	1 011 620	3 806 897
7303009010	Hollow profiles, of cast iron with an external diameter <=100 mm	201 461	748 961	353 965	964 320
7303009090	Hollow profiles, of cast iron with an external diameter > 100 mm	449 249	3 327 235	1 014 528	6 189 782
7304110000	Tubes, pipes and hollow profiles, seamless, of stainless steel	441 192	2 660 703	1 733 501	9 251 818
7304190000	Oth. tube, pipe & hollow profile, seamless, line pipe of a kind use for c	13 396 212	52 703 307	18 388 273	64 338 059
7304220010	Oth. tube, pipes & hollow profile, seamless, unfinished drill pipe (gree	6 417	131 873	177 095	652 547
7304220090	Oth. tube, pipes & hollow profile, seamless, unworked pipe end	38 095	46 037	58 662	127 889
7304230010	Unfinished drill pipe (green pipe) with yield strength less than 75,0	26 269	315 244	72 451	682 085
7304230090	Oth. unfinished drill pipe (green pipe)	229 698	1 940 881	1 237 886	8 874 449
7304240010	Unfinsh case & tube, yield strgh <75000 Psi oth. of stanlss stel for drill	662 801	2 553 967	1 444 534	7 883 362
7304240090	Oth. unfinish case tube & unworked pipe end with yield strength less	93	1 407 039	13 001	1 649 655
7304290010	Unfinish case tube & unworked pipe end with yield strength less tha	21 056 303	85 076 112	35 470 848	146 410 425
7304290090	Oth. unfinish case tube & unworked pipe end with yield strength less	1 299 438	6 879 999	2 874 485	12 467 090
7304311000	Drill rod casing & tubing, w/ pin & box thread, cold-drawn/ rolled, circula	316 542	440 957	389 479	962 817
7304312000	High-pressure pipe, cold-drawn/ rolled, circular cross-section, iron/ a	12 391	154 052	35 491	518 332
7304314000	Circular cross-section, iron/ non-alloy steel, diameter <140mm & carb	0	10 390	0	15 971
7304319000	Circular cross-section, iron/ non-alloy steel, diameter >=140mm & carl	2 064 960	6 332 704	3 935 617	12 241 966
7304392000	Oth circ. cross-section, iron/ non-alloy, high-pressure pipe	16 792	18 108	29 257	33 068
7304394000	Oth circ. cross-section, iron/ non-alloy, steel, diameter <140mm & cart	0	85 048	0	202 775
7304399000	Oth circ. cross-section, iron/ non-alloy, steel, diameter >=140mm & car	1 171 885	2 801 028	2 589 145	7 077 690
7304410000	Cold-drawn or cold-rolled (cold-reduced) stainless steel	65 344	359 817	293 959	2 041 087
7304490000	Oth. Cold-drawn or cold-rolled (cold-reduced) stainless steel	213 506	1 896 588	832 888	13 099 345
7304511000	High press. conduits, of circular cross-sect. of oth alloy steel, cold ro	0	21 421	0	56 875
7304519000	Oth tubes/ pipes/ hollow profiles, seamless cold rolled, cold r c-s of otl	25 977	68 416	131 952	280 198
7304590000	Oth. Drill rod casing & tubing with pin & sect. of oth alloy steel, cold rc	453 453	2 435 523	1 384 238	6 416 991
7304901000	Oth tubes/ pipes/ hollow profiles, seamless high-pressure pipe	499 673	1 078 362	742 921	1 883 585
7304903000	Oth tubes/ pipes/ hollow profiles, seamless steel, diameter <140mm & d	5 523	49 670	15 062	147 348
7304909000	Oth tubes/ pipes/ hollow profiles, seamless steel, diameter >=140mm	1 437 508	7 464 207	3 506 592	19 361 858
7305110000	Lines pipe, for oil or gas longitudinal submerged arc welded of iron	12 268 145	29 296 072	11 943 196	29 491 173
7305121000	Electric Resistance Welded (FRW), used for oil/ gas pipe, external di:	206 174	1 407 528	289 608	1 550 768
7305129000	Oth longitudinally welded, used for oil or gas pipe, external diamet	2 739	51 208	18 883	120 445
7305191000	Oth line pipe iron/ steel for oil, exter. diam. >406.4mm, spiral/ helical	461	729	1 627	1 873
7305199000	Oth line pipe iron/ steel for oil, exter. diam. >406.4mm, not spiral/ he	137 142	389 563	3 283 955	3 681 058
7305200000	Casing of iron/ steel used in drilling for oil/ gas external diameter 40	0	153 926	0	1 427 576
7305311000	Lines pipe, for oil or gas longitudinal welded, stainless steel pipes &	4 848	367 407	33 027	1 757 087
7305319000	Lines pipe, for oil or gas longitudinal welded, not stainless steel pip	106 547	6 666 278	561 255	35 873 520
7305391000	Oth. lines pipe, for oil/ gas longitudinal welded, high-pressure pipe	0	467	0	12 861
7305399000	Oth. lines pipe, for oil/ gas longitudinal welded, not high-pressure pip	52 096	52 096	68 747	68 747
7305900000	Oth. lines pipe, for oil/ gas longitudinal oth. stainless steel pipes & tu	0	23 905	0	2 923 414
7306111000	Line pipe, use for oil/ gas pipeline, weld of stainless steel, Electric R	0	270 333	0	1 572 636
7306112000	Line pipe, use for oil/ gas pipeline, weld of stainless steel, spiral/ helical	24 204	24 204	217 995	217 995
7306119000	Line pipe, use for oil/ gas pipeline, weld of other steel	164 224	503 540	980 969	2 302 570
7306191000	Oth line pipe use for oil/ gas pipe weld of stainless steel, electron	799 167	2 760 091	553 491	2 613 185
7306192000	Oth line pipe use for oil/ gas pipe weld of stainless steel, spiral/ helic	2 550	2 665	7 711	18 251
7306199000	Oth line pipe use for oil/ gas pipe weld of stainless steel, not ERW &	108 174	275 657	800 244	1 574 563
7306210000	Casing & tubing of a kind use in drilling welded, of stainless steel	40 901	56 062	101 869	187 207
7306290000	Oth. casing & tubing of a kind use in drilling, welded, of stainless stee	801 890	4 273 997	1 434 565	8 460 865
7306301010	Boilr tube weld, of circular cross-sect of iron/ non ally stel intrnl diam	1 406 641	1 419 197	1 027 437	1 047 912
7306301020	Boilr tube weld, of circular cross-sect of iron/ non ally stel intrnl diam	2	37 075	246	28 505

I.3. IM POR M ENURUT KOM ODITI / IM PORT BY HS COM M ODITY

\*\*\* APRIL/ APRIL 2014 \*\*\*

H S	Uraian Komoditi Commodity Description	Berat Bersih / Net Weight (Kg)		Nilai / Value C.I.F (US\$)	
		Bulan ini Current Month	Kumulatif Cum. Jan. to date	Bulan ini Current Month	Kumulatif Cum. Jan. to date
7306302010	Boilr tube weld,of single/double walled,coppr plate,intrnl diamtr<	250 468	984 118	1 027 442	3 553 158
7306302020	Boilr tube weld,of single/double walled,coppr plate,intrnl diamtr>	33 822	158 121	79 797	354 781
7306303000	Boilr tube weld,of single/double walled,coppr plate,sheath pipe fo	13 767	21 117	81 331	108 337
7306304010	Oth welded,sircular cross-saction,highpressure pipe,intrnl diamtr<	26	93	437	1 891
7306304090	Oth welded,sircular cross-saction,highpressure pipe,intrnl diamtr>	9 010	9 052	14 183	14 457
7306309010	Oth.boilr tube weld,of single/doublewelled,coppr plate,intrnl diam	125 869	587 069	819 859	3 664 937
7306309090	Oth.boilr tube weld,of single/doublewalled,coppr plate,intrnl diam	2 104 216	6 711 602	2 385 678	8 101 931
7306401010	Oth.weld,of circlur cross-section ofweld boilr tube w intrnl diamtr<	0	8 166	0	81 135
7306401020	Oth.weld,of circlur cross-section ofweld boilr tube w intrnl diamtr>	0	46 517	0	391 796
7306402000	Welded boiler tubes of stainless steelwith internal diametre >12.5	171 849	738 449	318 589	1 688 402
7306403000	Stainless steel pipes & tubes welded of circlur cross sec. w extrl dmtr>1	92 106	157 303	2 347 617	3 382 686
7306409000	Oth,not welded of circular cross sect.with internal diameter > 12,5	1 566 458	4 669 462	2 751 488	8 749 152
7306501010	Oth.boilr tube,weld,of circlur cross-sectn,oth alloy steel int.dmtr<=1	9	4 455	873	10 143
7306501020	Oth.boilr tube,weld,of circlur cross-sectn,oth alloy steel int.dmtr>1	0	60 713	0	304 377
7306509010	Oth.boilr tube,weld,of circlur cross-high pressure conduits	49 517	49 517	178 907	178 907
7306509090	Oth.boilr tube,weld,of circlur cross-highpressure conduits	7 900	55 392	69 262	731 269
7306610010	Oth.boilr tube,weld,square/ rectangularcross sectin,with int.diamtr	336 085	375 701	317 609	437 274
7306610090	Oth.boilr tube,weld,square/ rectangularcross sectin,with int.diamtr	3 151 228	7 237 968	2 239 262	5 211 898
7306690010	Oth.boilr tube,non circlur crss-sectionwith internal diameter<=12,5	0	6 473	0	22 950
7306901010	Bundy-weld pipes and tubes,with internaldiameter <= 12,5mm	0	4 172	0	13 594
7306901090	Bundy-weld pipes and tubes,with internaldiameter > 12,5mm	0	1 250	0	14 393
7306909010	Oth.thn bundy-weld pipes & tubes, withinternal diameter <= 12,5r	5 427	40 150	127 083	446 591
7306909090	Oth.thn bundy-weld pipes & tubes, withinternal diameter > 12,5m	222 779	882 941	304 539	1 885 038
7307111000	Cast fitting of non-malleable cast ironhubless tube or pipe fittings	13 444	35 707	24 311	90 846
7307119000	Cast fitting of non-malleable cast iron tube or pipe fittings with hut	9 632	81 540	98 827	758 844
7307190000	Cast fitting of other than non-malleablecast iron	68 628	194 482	206 943	1 136 145
7307211000	Oth pipe of stainless steel flangesinternal diameter<15cm	30 834	81 951	203 019	708 773
7307219000	Oth pipe of stainless steel flangesinternal diameter>=15cm	220 032	697 521	3 307 325	7 142 135
7307221000	Oth pipe,stainless steel threaded elbow,bends& sleeves,internal d	25 443	47 638	369 793	1 112 618
7307229000	Oth pipe,stainless steel threaded elbow,bends& sleeves,internal d	50 040	287 259	650 213	4 809 926
7307231000	Oth pipe,stainless steel butt welding,fittings, internal diameter<15	78 868	225 216	254 735	1 056 741
7307239000	Oth pipe,stainless steel butt welding,fittings, internal diameter>=1	694 635	2 795 396	3 004 321	13 775 409
7307291000	Oth stainlss steel oth.than flanges,butt welding,threaded elbow,be	22 932	74 785	186 999	725 313
7307299000	Oth stainlss steel oth.than flanges,butt welding,threaded elbow,be	998 106	3 789 302	4 534 930	17 280 907
7307911000	Oth tube or pipe fittings flanges,internal diameter<15cm	555 394	1 499 462	940 563	3 121 883
7307919000	Oth tube or pipe fittings flanges,internal diameter>=15cm	1 573 885	5 153 474	3 943 209	12 102 984
7307921000	Oth tube/pipe fittings threaded elbows,bends& sleeves,internal dia	12 832	59 506	125 943	384 447
7307929000	Oth tube/pipe fittings threaded elbows,bends& sleeves,internal dia	68 614	343 866	453 318	2 899 721
7307931000	Oth tube/pipe fittings,butt weldingfittings,internal diameter<15cr	465 389	1 419 057	671 143	2 022 625
7307939000	Oth tube/pipe fittings,butt weldingfittings,internal diameter>=15c	820 580	3 121 277	4 041 850	11 879 506
7307991000	Oth tube/pipe fittings,not butt welding/flanges/elbows,internal di	102 099	398 793	1 642 973	5 330 705
7307999000	Oth tube/pipe fittings,not butt welding/flanges/elbows,internal di	366 206	1 632 573	3 390 602	30 266 920
7308101000	Bridges and bridge sect. w prefab'tedtype joined by shear connect	2 770 051	6 867 894	6 734 769	19 662 588
7308109000	Other bridges and bridge sections	94 884	1 035 653	357 667	1 958 147
7308201100	Towers with prefabricated modular typejoined by shear connector	101 109	156 642	667 283	809 133
7308201900	Other towers	1 393 967	2 231 750	1 903 149	6 162 735
7308202100	Lattice masts w prefabricated modular type joined by shear connec	6 210	12 295	27 171	77 293
7308202900	Other lattice masts	300 186	21 605 598	1 749 175	64 654 498
7308300000	Doors, windows and their frames & threshold for doors	229 638	1 110 807	939 460	3 319 430
7308401000	Equip. for scaffolding w prefabricatedmodlr type joined by shear c	304 071	304 071	102 827	102 827
7308409000	Other equipment for scaffolding, shuttering, propping or pit propp	1 320 033	4 010 165	1 473 607	4 792 221
7308902000	Other, prefabricated modular type joinedby shear connectors	2 952 177	5 558 231	3 254 396	7 197 835
7308904000	Oth corrug,curved/bent galv'd plt f ass'bly,into undgrnd conduits&	8 312	197 236	43 394	735 356
7308905000	Other structures & parts of structures,rail for ships	1 550	15 121	600	12 601
7308906000	Other structures & parts of structures,perforated cable trays	22 059	61 322	45 897	125 929
7308909200	Other structures & parts of structures,guardrails	53 425	400 749	74 069	577 956
7308909900	Other structures & parts of structures,not guardrails	10 279 026	38 215 091	31 310 900	88 210 285
7309001100	Reservoir,tank,vat& similar,of iron/ steel,cap.>300ltr,lined/ heat-ins	5 599	133 156	5 131	192 284
7309001900	Reservoir,tank,vat& similar,of iron/ steel,cap.>300ltr,not lined/heat	424 593	659 303	1 762 946	3 377 150
7309009100	Oth reservoi,tank,vat& similar,iron/ steel,cap.>300ltr,lined/ heat-ins	2 359	25 791	37 456	266 615
7309009900	Oth reservoi,tank,vat& similar,iron/ steel,cap.>300ltr,not lined/hea	211 831	2 529 295	1 777 518	13 357 221
7310101000	Tank,cask,drum,can,boxe& similar,capacity>50L& <=300L,of tinplat	16 806	147 831	41 881	546 997
7310109010	Tank,cask,drum,can,boxe& similar,cap.>50L& <=300L,not tinplate,s	8 661	32 228	35 287	114 814
7310109020	Tank,cask,drum,can,boxe& similar,cap.>50L& <=300L,not tinplate,s	90 573	183 449	202 955	446 616
7310109090	Tank,cask,drum,can,boxe& similar,cap.>50L& <=300L,not tinplate,n	514 742	2 731 893	1 214 351	5 553 493
7310211010	Cans <1L,closed by soldering of iron/ steel casting in the rough	2 757	168 493	15 858	727 605

I.3. IM POR M ENURUT KOM ODITI / IM PORT BY HS COM M ODITY

\*\*\* APRIL/ APRIL 2014 \*\*\*

H S	Uraian Komoditi Commodity Description	Berat Bersih / Net Weight (Kg)		Nilai / Value C.I.F (US\$)	
		Bulan ini Current Month	Kumulatif Cum. Jan. to date	Bulan ini Current Month	Kumulatif Cum. Jan. to date
7310211020	Cans <1L,closed by soldering of iron/ steel forging or stamping in	0	3 527	0	11 417
7310211090	Oth.cans <1L,closed by soldering of iron/ steel	96 332	227 027	352 054	675 396
7310219100	Oth.cans >1L & <50L,closed by soldering of iron/ steel	61 544	259 473	289 404	1 100 243
7310219910	Cans >1L & <50L,closed by soldering of iron/ steel casting in the rou	2 350	7 249	31 340	99 166
7310219920	Cans >1L & <50L,closed by soldering of iron/ steel forging or stampi	0	10 524	0	41 008
7310219990	Oth.cans >1L & <50L,closed by soldering of iron/ steel	54 281	248 025	243 396	1 000 552
7310291020	Cans <1L,not soldering of iron/ steel forging or stamping in	1 690	3 380	7 642	15 284
7310291090	Oth.cans <1L,not soldering of iron/ steel	146 583	506 579	549 085	1 868 469
7310299100	Oth.cans >1L & <50L,not soldering of iron/ steel	79 667	115 018	822 267	1 000 166
7310299910	Cans >1L & <50L,not soldering of iron/ steel casting in the rough	456	699	13 573	20 806
7310299920	Cans >1L & <50L,not soldering of iron/ steel forging or stamping in	56 545	130 063	187 355	428 149
7310299990	Oth.cans >1L & <50L,not soldering of iron/ steel	81 936	383 220	1 252 673	1 919 240
7311002100	Cont'ners for compressed/ liquefied gas seamless stl cylinders, capa	98 167	284 630	185 763	685 079
7311002200	Cont'ners for compressed/ liquefied gas,seamless stl cylinders,cap.	628 981	1 906 839	781 747	2 803 149
7311002900	Cont'ners for compressed/ liquefied gas seamless stl cylinders, capa	308 694	1 681 792	1 354 218	7 933 863
7311009310	Other containers of iron or steel with capacity <=7,3L	0	2 959	0	1 206
7311009390	Other containers of iron or steel with capacity >7,3L & <30L	0	29 245	0	48 615
7311009400	Other containers of iron or steel capacity >=30L & <110L	5 670	52 554	18 000	73 300
7311009900	Other containers of iron or steel capacity >=110L	48 133	919 130	374 041	4 305 387
7312101000	Stranded wr,ropes & cables for locked coil,flatt'ed strands& non rott	45 217	367 328	241 370	1 362 457
7312102000	Stranded wire,rope&cables by plated / coatd wth brass,& of a nom	791 447	3 829 237	1 603 500	8 053 353
7312109110	Other stranded wire, rope and cables prestressed concrete strand w	1 585 933	7 349 743	1 279 359	6 070 739
7312109190	Other stranded wire, rope and cables not prestressed concrete stran	538 273	893 361	916 699	2 275 175
7312109900	Stranded wire, rope and cables with stranded wire of diameter >	574 646	3 093 666	1 907 765	9 378 048
7312900000	Oth stranded wire, rope and cables,plaitd bnds,slings& of ir/ stl not	252 399	988 237	843 379	2 620 358
7313000000	Barbed wr of iron/ steel; twisted hoop & of a kind used f fencing of	441 557	852 248	282 421	620 934
7314120000	Woven cloth with endless bands formachinery, of stainless steel	5 185	25 306	88 620	503 876
7314140000	Woven cloth, of stainless steel	74 575	243 907	419 564	1 519 431
7314191000	Endless bands for machinery oth thn of stainless steel	3 328	3 601	13 530	48 662
7314199000	Other woven cloth, not stainless steel	71 606	208 861	303 776	850 875
7314200000	Grill&fencing,welded at the intersect of wr wth a max.sect.d>3mm	316 246	917 375	224 240	822 909
7314310000	Other grill, netting & fencing,welded at the intersect.by pltd/ coatd	695 659	3 557 140	1 248 501	4 180 034
7314390000	Oth grill, netting and fencing,welded at the intersection	512 920	2 047 449	271 845	1 259 990
7314410000	Oth cloth, grill, netting and fencing by plated or coated with zinc	186 706	532 124	178 083	494 902
7314420000	Oth cloth, grill, netting and fencing by coated with plastics	0	2 240	0	3 749
7314490000	Oth cloth, grill, netting and fencing	219 015	800 127	229 960	873 835
7314500000	Expanded metal	111 667	498 266	42 739	319 928
7315111000	Roller chain for bicycles of mild steel	1 184 093	4 662 848	2 370 215	7 907 967
7315119100	Oth mild steel for roller chain,transmisspitch lenght>=6mm & <32mr	53 792	221 547	484 494	1 828 330
7315119900	Oth mild steel for roller chain,transmisspitch lenght>32mm	386 315	1 511 798	1 286 000	5 200 932
7315121000	Other roller chain of mild steel bicycle or motorcycle chain	217 158	901 677	421 557	1 791 447
7315129000	Other roller chain of mild steel not bicycle or motorcycle chain	591 604	1 850 375	1 691 399	5 748 911
7315191000	Roller chain part for bicycles of motorcycle chain	17 646	56 357	192 541	536 295
7315199000	Roller chain part not for bicycles of motorcycle chain	273 887	913 912	871 484	3 618 823
7315200000	Skid chain of mild steel	81 567	196 846	211 037	501 040
7315810000	Stud-link of mild steel	148 587	751 314	167 512	1 084 494
7315820000	Other, welded link of mild steel	373 459	1 691 528	284 062	3 351 600
7315891000	Other chain for bicycles of mild steel	239 005	903 949	1 784 431	6 083 075
7315899000	Other chain of mild steel not formotorcyclcles and bicycles	219 658	798 764	543 863	1 814 470
7315902000	Other parts of chain for motorcycles and bicycles	43 673	344 261	87 366	613 568
7315909000	Other parts of chain not for motorcycle and bicycles	42 570	141 675	390 091	1 395 775
7316000000	Anchors, grapnels and parts thereof, of iron or steel	589 266	2 188 747	1 144 958	4 643 504
7317001000	Wire nails	588 808	2 288 128	238 070	1 190 351
7317002000	Staples	454 666	1 421 648	330 408	1 068 496
7317009010	Dog spikes for rail sleepers,carding -tacks& similar articles,of iron o	75 216	134 381	128 064	238 498
7317009090	connector & anti-splitting,connector and Hob nails for footwear, ri	2 576 047	8 332 221	1 345 586	3 894 138
7318110000	Threaded articles for coach screws	188 657	589 785	295 967	971 908
7318120000	Other wood screws with an external diameter not exceeding 16 mm	121 056	434 462	241 032	842 107
7318130000	Screw hooks and screw rings with an external dmtr not exceeding	53 119	223 701	719 422	2 634 481
7318140000	Self tapping screw with an external diameter not exceeding 16 mm	742 462	2 368 237	1 097 144	4 120 212
7318150000	Screw metal with/ without nuts/ washers with an external diameter	4 916 588	18 846 182	26 909 411	101 144 280
7318160000	Nuts with an external diameter not exceeding 16 mm	1 583 235	5 635 354	10 347 130	33 749 691
7318190000	Other threaded articles of an external diameter not exceeding 16 n	670 023	2 512 072	4 527 964	14 784 030
7318210000	Non threaded artic. for spring washers & oth lock washers w an ext	88 460	329 978	1 005 244	4 041 058
7318220000	Other washers with an external diameter not exceeding 16 mm	432 255	1 544 726	5 418 998	20 633 166
7318230000	Rivet with an external diameter not exceeding 16 mm	73 496	277 716	565 817	2 047 632

I.3. IM POR M ENURUT KOM ODITI / IM PORT BY HS COM M ODITY

\*\*\* APRIL/ APRIL 2014 \*\*\*

H S	Uraian Komoditi Commodity Description	Berat Bersih / Net Weight (Kg)		Nilai / Value C.I.F (US\$)	
		Bulan ini Current Month	Kumulatif Cum. Jan. to date	Bulan ini Current Month	Kumulatif Cum. Jan. to date
7318240000	Cotters& cotters pins with an external diameter not exceeding 16 r	220 798	880 400	2 774 773	10 028 622
7318290000	Oth non threaded articles wth anexternal diameter <= 16 mm	1 491 853	4 862 207	11 725 058	37 886 211
7319400000	Safety pins	317 777	1 013 247	2 700 663	11 600 155
7319901000	Sewing, daming, ambroldary needles	13 502	56 946	63 017	130 488
7319909000	Other needles, not for sewing	65 002	246 263	308 098	1 171 750
7320101100	Leaf springs & leaves for motor vehicles,>10 persons,gross weight.	145 638	548 594	576 766	2 784 775
7320101900	Leaf springs & leaves for motor vehicles,gross weight>24T	44 804	213 793	88 888	370 987
7320109000	Other leaf springs and leaves	103 296	305 142	1 037 244	3 381 112
7320201000	Helical springs for motor vehicles	240 404	788 211	2 337 866	7 936 942
7320209000	Other Helical springs for motor vehicles	264 087	786 944	1 762 444	6 497 747
7320901000	Other springs and leaves for motorvehicles	142 686	595 306	1 403 478	6 091 874
7320909000	Other springs and leaves	166 740	632 169	1 649 850	5 675 391
7321110000	Cooking appliances and plate warmers Forgas fuel or for both gas :	156 037	866 931	695 419	3 606 965
7321120000	Cooking appliances and plate warmers with liquid fuel	0	67	0	347
7321190000	Other Cooking appliances & plate warmersincluding appliances for	26 158	45 137	84 312	179 142
7321810000	Other appliances with gas fuel or forboth gas and other fuels	32 148	177 168	42 932	301 879
7321820000	Other appliances with liquid fuel	0	1 802	0	5 882
7321901000	Oth cooking appliances & plate warmersof burner for kerosene stc	310	2 069	919	11 447
7321902000	Other Cooking appliances and platewarmers	281 048	981 508	1 269 607	4 745 221
7321909000	Other Cooking appliances and platewarmers	538 568	1 417 651	931 317	2 588 289
7322110000	Radiators and parts of cast iron	180	6 795	7 352	17 424
7322190000	Other parts of radiators	124 071	216 361	658 810	1 614 570
7322900000	Other radiators for central heating	31 947	326 014	436 255	2 089 984
7323100000	Iron/steel wool; pot scourers& scouringor polishing pads, gloves ar	111 762	350 268	192 319	690 103
7323911000	Kitchenware of cast iron, not ennamelled	101 383	414 845	380 995	1 303 008
7323912000	Household articles of cast iron notenamelled	0	2 100	0	15 000
7323919000	Household articles of cast iron notenamelled	57 735	177 718	74 396	282 489
7323920000	Household articles of cast iron,enamelled	75 976	172 415	32 625	98 559
7323931000	Kitchenware of stainless steel	798 577	2 595 126	1 414 082	4 917 561
7323932000	Other household articles of stainlesssteel	47	2 412	321	4 621
7323939000	Other household articles of stainlesssteel	961 479	3 352 574	1 089 061	3 905 495
7323940000	Household of iron(oth. than cast iron)or steel, enamelled	259 673	955 931	151 448	636 424
7323991000	Other kitchenware	340 432	1 078 596	541 412	1 545 219
7323992000	Ashtrays	1 413	6 835	3 140	15 504
7323999000	Other household articles of ironor steel	145 207	685 516	286 472	1 354 842
7324101000	Kitchen sinks of stainless steel	161 084	696 490	340 242	1 825 237
7324109000	Sinks and wash basins, of stainlesssteel, oth than kitchen sink	100 761	242 158	220 650	502 229
7324211000	Bath of cast iron, whether ornot enamelled	17 482	18 588	92 051	101 624
7324219000	Of cast iron, whether or not enamelled,not long bathtubs	50	22 412	692	11 278
7324290000	Oth sanitary	32 988	107 785	118 187	534 352
7324901000	Sanitary ware for flushing water closets or urinals (fixed type)	948	6 177	2 134	9 303
7324909100	Part of kitchen sinks or bathtubs	1 940	18 475	13 584	75 234
7324909300	Part of flushing water closeta or urinals (fixed type)	2 854	4 876	12 545	14 740
7324909900	Oth sanitary ware and parts	178 689	840 856	524 395	1 763 012
7325102000	Manhole covers, gratings and frames therefor	19 767	87 929	57 017	239 233
7325109090	Spouts and cups for not latex collection	119 901	333 133	166 407	491 917
7325910000	Grinding balls and similar articles formills	565 759	2 018 236	836 109	2 846 724
7325992000	Manhole covers, gratings and frames therefor	54 526	203 464	165 699	654 197
7325999000	Oth than cast articles of iron or steel	81 759	496 885	317 310	2 466 108
7326110000	Grinding balls and similar articles formills	3 490 112	15 139 215	4 033 923	18 451 049
7326190000	Other articles or iron or steel but notforged or stamped	2 547 701	8 644 640	11 513 310	38 377 266
7326205000	Poultry cages and the like articles ofiron or steel wire	479 752	1 183 027	990 009	2 053 395
7326209000	Poultry cages and the like oth thanarticles of iron or steel wire	359 192	1 248 306	821 999	3 023 052
7326901000	Ships' rudders not forged or stamped	56 813	113 823	295 539	729 563
7326903000	Stainless stl shield& clamp assembly wthrubbs.sl for hubless cast iro	144 794	485 995	1 004 895	3 623 391
7326906000	Bunsen burners	49 619	142 324	158 764	885 567
7326907000	Stainless steel shield, clamp assemblyhorses shoes, riding boot spu	14 774	38 239	50 215	177 038
7326909100	Cigarette cases and boxes	874	8 169	22 859	136 180
7326909910	Spouts and cups for latex collection	223	3 810	34 452	269 166
7326909920	Rat traps but not forged or stamped	0	3 231	0	16 268
7326909990	Other articles not forged or steamed	4 740 120	14 189 589	27 446 742	88 617 952
7401000000	Copper mattes, cement copper(precipitated copper)	0	132 052	0	2 566 521
7402000000	Unrefined copper, copper anodes forelectrolytic refining.	6 937	36 139	69 999	273 688
7403110000	Refined copper for cathodes and sections of cathodes	9 161 866	32 743 451	65 681 549	238 945 974
7403120000	Refined copper for wire-bars	6	2 744	15	2 350
7403130000	Refined cooper for billets	0	2 707	0	19 213



I.3. IM POR M ENURUT KOM ODITI / IM PORT BY HS COM M ODITY

\*\*\* APRIL/ APRIL 2014 \*\*\*

H S	Uraian Komoditi Commodity Description	Berat Bersih / Net Weight (Kg)		Nilai / Value C.I.F (US\$)	
		Bulan ini Current Month	Kumulatif Cum. Jan. to date	Bulan ini Current Month	Kumulatif Cum. Jan. to date
7403190000	Other refined copper	74 466	202 694	536 587	1 938 181
7403210000	Copper alloys for copper-zinc basealloys (brass)	230 790	1 223 666	1 227 213	7 571 857
7403220000	Copper alloys for copper-tin base alloys(bronze)	166 681	393 360	938 022	2 312 056
7403290000	Copper alloys for oth copper alloys(oth than master alloys of head	13 945	135 049	1 273 001	4 887 424
7404000000	Copper waste and scrap	1 102 146	1 755 650	7 008 465	11 023 452
7405000000	Master alloys of copper	28 311	54 116	355 879	625 283
7406100000	Powders of non-lamellar structure	51 306	153 459	551 904	1 614 589
7406200000	Powders of lamellar structure flakes	69 481	192 870	885 164	2 108 099
7407103000	Profiles of refined copper	4 451	12 730	48 808	114 028
7407104000	Bar and rods of refined copper	414 199	1 404 969	2 875 325	9 410 511
7407210000	Of copper-zinc base alloys (brass)	200 202	691 951	1 250 388	4 492 111
7407290000	Other of copper alloys	48 220	299 364	397 377	3 440 029
7408111000	Of which the maximum cross sectional dimension does not exceed 1	35 534	389 226	305 212	3 187 532
7408190000	Copper wire of which does exceed 14 mm	49 997	226 523	246 478	486 864
7408190000	Other wire of refined copper	1 216 514	3 679 653	8 535 206	22 203 877
7408210000	Of copper-zinc base alloys (brass)	105 186	395 396	909 535	3 333 716
7408220000	Of copper-nickel base (cupro-nickel) or copper-nickel-zinc base/ nic	2 103	4 453	54 594	99 387
7408290000	Other copper alloys for copper wire	139 577	372 430	769 475	2 685 242
7409110000	Copper plates, sheets and strips, of refined copper in coils	122 307	415 608	1 100 248	3 414 894
7409190000	Copper plates, sheets and strips, of refined copper, not in coils	538 203	841 862	1 905 537	5 280 260
7409210000	Copper plates, sheets, strips, of copper-zinc base alloys (brass), in co	686 714	2 109 768	4 887 504	15 785 156
7409290000	Copper plates, sheets, strips, of copper-zinc base alloys (brass), not	353 179	1 120 141	1 762 795	5 573 570
7409310000	Copper plates, sheets, strips, of copper-tin base alloys (brass), in coi	169 839	609 334	1 568 477	5 378 622
7409390000	Copper plates, sheets, strips, of copper-tin base alloys (brass), not ir	34 188	119 074	157 549	371 997
7409400000	Copper-nickel base alloy (cupro-nickel), copper-nickel-zinc base all	108 135	398 481	997 604	3 491 703
7409900000	Other copper alloys, unrefined	7 267	87 843	138 840	496 362
7410110000	Copper foil, refined, thickness < 0.15mm , not backed	118 376	363 175	1 016 069	3 129 017
7410120000	Copper alloys, refined, thickness < 0.15 mm, not backed	92 291	335 952	859 986	3 110 970
7410210010	Copper foil reinforced sheets/ plates of polyamide, of refined copper	21	2 008	246	5 688
7410210020	Copper foil reinforced sheets/ plates of polyamide, Copper clad lam	357 963	1 578 447	2 045 333	9 351 594
7410210090	Reinforced sheets/ plates of polyamide, copper clad laminate not fo	10 739	22 182	37 244	180 460
7410220000	Reinforced sheets/ plates of polyamide, of copper alloys, unrefined	1 388	3 242	8 601	73 535
7411100000	Copper tubes & pipes of refined copper	420 391	1 810 840	3 476 384	14 647 546
7411210000	Copper tubes & pipes of copper alloys with copper-zinc base alloys	142 642	452 595	1 253 248	3 793 081
7411220000	Copper tubes & pipes of copper alloys with cupro-nickel or nickel si	2 165	7 058	59 554	181 319
7411290000	Other copper tubes and pipes	1 118 413	3 137 315	2 680 481	8 095 375
7412100000	Copper tube or pipe fittings of refined copper	15 697	43 139	65 653	139 201
7412201000	Copper tube or pipe fittings of copper-zinc base alloys (brass)	59 388	188 765	1 035 821	2 660 236
7412209000	Copper alloys, not brass, refined	74 272	156 466	626 098	1 397 080
7413001000	Stranded wire, cable & etc, not electrical insul. a diameter not excee	48 483	158 415	433 309	1 429 256
7413009000	Stranded wire, cable & etc, not electrical insul. a diameter > 28,28 m	391 540	703 295	595 449	1 693 895
7415101000	Nails & tacks, drawing pins, staples of copper iron or steel with head	5 244	18 546	20 392	98 498
7415102000	Staples and similar articles of copper	88	1 836	390	2 744
7415109000	Tacks, drawing pins, staples & similar articles	16 815	48 813	428 756	1 597 142
7415210000	Washers (including spring washers) but not threaded	23 081	83 262	212 633	755 644
7415290000	Other articles of copper, not threaded	2 645	27 248	100 696	490 896
7415331000	Screws	58 156	241 102	640 346	2 014 983
7415332000	Bolts and nuts	67 311	328 921	368 416	1 865 167
7415390000	Other threaded articles	18 073	44 425	290 690	688 821
7418101000	Pot scourers and scouring or polishing pads, gloves and the like	5 300	6 112	5 898	10 762
7418103000	Cooking/ heating apparatus of kind used for household purposes, nc	4 687	14 517	7 910	16 541
7418109000	Other household articles and parts thereof of copper	1 015	2 388	6 646	17 986
7418200000	Sanitary ware and parts thereof	28 695	126 317	311 198	1 292 897
7419100000	Chain and parts thereof of copper	1 877	29 674	17 166	84 587
7419910010	Fittings for fire hoses, of copper	270	2 345	2 136	53 094
7419910020	Reservoirs, tanks, vats and similar containers not fitted of copper	3 740	55 935	19 911	979 515
7419910030	Electroplating anodes, machine belt fastener, fittings for ships/ oth	41 067	108 895	339 449	633 148
7419910090	Oth table, kitchen, cast, moulded, stamped / forged but not further	39 453	171 993	1 080 097	3 936 976
7419993100	Colth grill and netting of copper wire for machinery	4 748	23 910	52 262	316 793
7419993900	Grill and netting of copper wire cloth suitable for making mosquito	2 880	3 577	24 703	39 005
7419994000	Other grill and netting of copper wire springs	9 309	68 031	80 150	620 568
7419995000	Other grill and netting of copper wire cigarette cases or boxes and	2	9	12	3 711
7419996000	Cooking/ heating apparatus, oth than of a kind used for domestic p	4 133	4 173	8 291	12 796
7419997000	Articles specially designed for use during religious rites	3 288	9 497	2 937	12 137
7419999010	Electroplating anodes, machine belt fastener, fitting for ships, for fire	90 946	293 369	453 545	1 257 885
7419999020	Similar containers not fitted with mech./ thermal equip. of a cap. of .	10 228	17 904	33 917	88 075

I.3. IM POR M ENURUT KOM ODITI / IM PORT BY HS COM M ODITY

\*\*\* APRIL/ APRIL 2014 \*\*\*

H S	Uraian Komoditi Commodity Description	Berat Bersih / Net Weight (Kg)		Nilai / Value C.I.F (US\$)	
		Bulan ini Current Month	Kumulatif Cum. Jan. to date	Bulan ini Current Month	Kumulatif Cum. Jan. to date
741999090	Other articles of non copper	21 520	159 054	302 527	1 698 716
7501100000	Nickel mattes	0	86	0	561
7502100000	Unwrought nickel, not alloyed	119 150	325 186	1 868 706	4 797 346
7502200000	Unwrought nickel alloys	61	1 117	4 949	16 939
7504000000	Nickel powders and flakes	24 655	29 929	220 894	404 894
7505110000	Bars, rods and profiles of nickel,not alloyed	0	6 900	0	149 580
7505120000	Bars, rods & profiles of nickel alloys	16 630	37 970	359 523	791 774
7505210000	Wire of nickel, not alloyed	5 497	16 089	131 893	302 940
7505220000	Wire of nickel alloys	68 823	328 200	1 080 612	7 839 653
7506100000	Nickel plates, sheets, strip& foil ofnickel, not alloyed	3 727	31 259	148 671	541 093
7506200000	Nickel plates, sheets, strip and foil ofnickel alloys	45 293	118 459	502 685	1 779 723
7507110000	Tubes and pipes of nickel, not alloyed	0	868	0	4 754
7507120000	Tubes and pipes of nickel alloys	12 344	14 346	411 508	561 062
7507200000	Tube or pipe fittings	1 863	35 121	33 758	882 622
7508100000	Cloth, grill and netting, of nickel wire	1 621	7 431	136 630	408 436
7508903000	Bolts and nuts of non nickel	5 129	15 855	16 554	119 755
7508904000	Other articles suitable for use inbuilding of non nickel	4	1 201	365	7 848
7508905000	Electroplating anodes,wrought orun-wrought, including those proc	9 789	25 180	330 318	824 393
7508909010	Screens for printing machines	26 796	132 120	467 940	1 570 694
7508909090	Other articles of nickel	2 262	7 371	572 775	995 157
7601100000	Unwrought aluminium, not alloyed	8 988 800	27 363 140	18 572 435	56 551 709
7601200000	Unwrought aluminium alloys	18 106 694	60 881 022	39 947 712	134 117 849
7602000000	Aluminium waste and scrap	3 913 408	13 720 903	6 299 067	22 047 983
7603100000	Aluminium powders of non lamellarstructure	166 355	475 989	520 593	1 315 401
7603200010	Aluminium flakes of lamellar structure	13 377	14 845	48 591	60 014
7603200020	Aluminium powders of lamellar structure	52 370	201 682	271 240	1 125 077
7604101000	Aluminium bars and rods not alloyed	428 350	1 600 126	994 682	3 838 055
7604109010	Profiles suitable for use as heat sinkwith cross-sect.dimension <17	51 091	93 318	356 492	746 512
7604109090	Oth Aluminium profiles suitable for useas heat sink	1 127 294	2 757 515	1 349 374	3 929 347
7604211000	Perforated tube profile for evaporatorcoils of mtr vehicle ac mach	921	8 452	10 931	81 009
7604219000	Oth hollow profiles of aluminium alloys	278 125	842 181	850 369	3 393 412
7604291000	Extruded bars and rods not surfacetreated	36 867	178 834	159 174	788 030
7604293000	Y-shaped profiles for zip fasteners, incoils of non aluminium alloys	2 501	22 369	18 607	134 447
7604299000	Other extruded bars, rods and profilesof non aluminium alloys	311 869	1 024 138	1 099 920	4 099 083
7605110000	Alum. wire of not alloyed which the max.cross-sect'l dim.exceeds :	8 556	21 624	76 327	206 078
7605191000	Aluminium wire of not alloyed witha diameter < 0.0508 mm	2 033	9 866	7 648	40 018
7605199000	Other aluminium wire of non aluminiumnot alloyed	254 044	751 186	808 668	2 689 071
7605210000	Alum. wire of aluminium alloys which themax.cross-sect'l dimensic	0	84 351	0	266 988
7605290000	Aluminium wire of non aluminium alloyswith a diameter not exce	55 708	222 282	234 005	925 556
7606111000	Aluminium plates,sheets&strip of plainr figured by rolling of thick	60 984	8 244 538	3 512 844	23 133 030
7606119000	Oth aluminium plates,sheets&strip ofplain/figured by rolling of thi	3 408 099	7 211 287	7 620 807	16 717 730
7606121000	Aluminium alloys can stock including endstock & tab stock in coils	4 945	31 481	29 337	1 018 468
7606122000	Aluminium plates, not sensitised of kindused in the printing indust	109 174	272 379	338 201	778 903
7606123100	Sheets of aluminium alloy 5082,5182,<1min with incoils	89 451	772 449	291 771	3 060 846
7606123910	Sheets alum.litho grade sheet/ coil alloyHA 1052 hardness temper	985 847	4 356 081	1 652 488	7 105 707
7606123990	Other aluminium sheet/ coil not exceeding1,000 mm in width	5 322 419	15 264 345	17 079 332	47 851 937
7606129000	Oth plain/figured by roll./press. butnot surface treatedof non alum	1 270 970	4 055 356	6 143 118	23 015 732
7606910000	Oth alum. not alloyed,plain/figured byrolling/pressing not surface	181 234	710 002	869 930	3 400 690
7606920000	Oth aluminium alloyed,plain/figured byrolling/pressing not surface	230 180	1 290 217	653 928	2 811 557
7607110000	Aluminium foil not backed, rolled butnot further worked	1 741 170	6 916 424	6 126 956	24 694 802
7607190000	Oth.aluminium foil alloy not rolled butnot worked	596 234	1 865 914	4 745 579	14 345 434
7607200000	Aluminium foil backed	826 845	2 809 966	2 889 385	10 939 254
7608100000	Aluminium tubes and pipes of aluminium,not alloyed	175 672	423 954	941 989	2 979 453
7608200000	Aluminium tubes and pipes of aluminiumalloys	334 635	12 041 356	1 397 698	25 071 833
7609000000	Aluminium tube or pipe fittings (forexample, coupling,elbows,slee	145 081	512 891	1 576 603	5 286 094
7610100000	Alum. structures for doors, windows &their frames and thresholds	181 755	835 840	810 230	3 058 264
7610902000	Other aluminium structures internal/ external floatingroofs for sto	1 445	9 968	8 769	40 470
7610909000	Oth alum. structures for bridges andbridge section,towers,lattice r	973 640	4 194 248	1 448 007	6 374 070
7611000000	Aluminium reservoirs, tanks, vats andsimilar containers for any me	8 685	77 023	101 300	819 794
7612100000	Aluminium collapsible tubular containers	11 551	48 487	905 860	1 351 659
7612901000	Aluminium casks, drums, cans, boxes andseamless containers for f	5 407	7 304	34 847	39 856
7612909000	Oth.aluminium casks,drums,cans, boxes &containers, for any mate	728 109	2 579 893	3 739 099	12 534 433
7613000000	Aluminium containers for compressedor liquified gas	12 818	22 604	145 888	414 977
7614101100	With steel core cables of a diameternot < 25.3 mm	344 709	3 780 568	451 161	7 747 809
7614101200	With steel core cables of a diameter> 25.3 mm but < 28.28 mm	0	71	0	663
7614101900	Other cable wth steel core	197 225	351 596	1 564 090	3 774 534

I.3. IM POR M ENURUT KOM ODITI / IM PORT BY HS COM M ODITY

\*\*\* APRIL/ APRIL 2014 \*\*\*

H S	Uraian Komoditi Commodity Description	Berat Bersih / Net Weight (Kg)		Nilai / Value C.I.F (US\$)	
		Bulan ini Current Month	Kumulatif Cum. Jan. to date	Bulan ini Current Month	Kumulatif Cum. Jan. to date
7614109000	Other stranded wire with steel core	8 957	37 954	102 001	514 217
7614901100	Cables without steel core of a diameter< 25.3 mm	30	648	682	10 429
7614901900	Other cable without steel core	4 943	16 076	72 133	620 576
7614909000	Other stranded wire without steel core	25 681	69 105	82 042	284 395
7615101000	Pot scourers and scouring or polishing pads, gloves and the like of	428	16 036	2 556	23 729
7615109000	Oth table, kitchen/ oth household articles & parts thereof of alumir	421 441	1 458 968	1 475 091	5 410 929
7615202000	Bedpans, urinals ( portable type )and chamber pots	0	1 911	0	138 193
7615209000	Other sanitary ware and parts thereof of aluminium	12 304	64 480	57 951	349 786
7616101000	Nails of aluminium	16 459	55 928	8 831	56 240
7616102000	Staples and hooks of aluminium	33 924	149 971	242 414	1 043 094
7616109000	Tacks, rivets, cotters, cotter pins and washers of aluminium	83 204	519 452	937 474	4 815 543
7616910000	Other cloth, grill, netting and fencing, of aluminium wire	23 901	81 307	55 549	175 098
7616992000	Ferrules for use in the manufacture of pencils	23 829	109 523	158 239	614 947
7616993000	Alum. slugs, round, of such dim. that the thick's>one tenth of the d	130 223	653 664	222 936	1 433 648
7616994000	Bobbins, spools, reels and similarsupports for textile yarn	14 907	49 577	50 721	210 975
7616996000	Latex spouts and latex cups	0	3 047	0	4 969
7616999110	Venetian blinds	403	1 225	42 992	60 565
7616999190	Other venetian blinds	32 487	137 058	115 204	509 304
7616999200	Expanded metal	5 434	6 960	28 044	42 588
7616999900	Other Expanded metal	449 457	1 460 841	3 356 449	10 724 234
7801100000	Unwrought refined lead	4 303 099	15 417 311	9 848 125	35 555 051
7801910000	Unrefined lead containing by weight antimony as the principal othe	2 376 118	8 638 665	5 232 092	19 124 299
7801990000	Unrefined lead containing by weight antimony not as the principal	1 547 500	4 956 216	3 775 753	11 910 842
7804110000	Lead sheets, strip and foil of a thickness < 0,2 mm	2 061	5 497	20 636	56 163
7804190010	Lead embossed, cut to shape, perforated, coated, printed, backed, reinf	8 169	38 182	240 305	1 154 768
7804190090	Oth lead waste & scrap, plates, sheets, strip and foil, lead powder &	320 817	469 981	678 399	1 034 135
7804200000	Lead powders and flakes	299	21 914	1 495	65 483
7806002000	Lead bars, rods, profiles and wire	213 812	248 975	959 825	1 512 011
7806003000	Lead, tubes, pipes and tube or pipe fittings	9 232	10 763	92 147	115 362
7806009010	Lead wool, washers, electro-plating anodes	773	1 047	11 662	71 278
7806009090	Other articles of lead	5 969	18 232	89 128	294 683
7901110000	Zinc not alloyed containing by weight 99.99% or more of zinc	7 021 070	29 085 533	15 773 797	64 149 859
7901120000	Zinc not alloyed containing by weight < 99.99% of zinc	2 440 479	9 752 989	5 541 861	21 549 885
7901200000	Zinc alloys	1 608 896	5 772 011	3 805 682	13 647 451
7903100000	Zinc dust	140 064	656 363	303 508	1 708 888
7903900000	Zinc powders and flakes	210 496	801 522	621 145	2 379 445
7904000000	Zinc wire, bars, rods, profiles and wire	6 417	118 147	32 996	313 271
7905003000	Zinc foil a tickness < 0.25 mm	52 768	53 757	17 783	26 863
7905009000	Zinc plates, sheets, strip and foil > 0.25 mm	189 525	878 263	254 981	1 265 196
7907003000	Gutters, roof capping, skylight frames & oth fabricated building cor	89 657	301 758	48 622	295 483
7907004000	Zinc tubes, pipes, tube, pipe fittings (for couplings, elbows, sleeves)	1 778	16 143	154 762	253 482
7907009100	Other cigarette cases or boxes ashtrays	544	548	404	595
7907009200	Other household articles	0	670	0	2 184
7907009910	Elec. plating anodes, stencil plates, nail, tacks, nuts, bolt, screws, & si	10 180	131 445	95 918	307 652
7907009990	Oth articles of zinc	176 687	536 955	447 178	1 759 370
8001100000	Unwrought tin, not alloyed	17 747	19 666	91 577	211 938
8001200000	Unwrought tin alloys	37 132	65 747	1 132 265	1 975 669
8003001000	Tin bars, rods, profiles and wiresoldering	21 409	44 773	547 342	1 342 502
8003009000	Tin bars, rods, profiles and wire not soldering	39 551	169 785	816 212	3 105 159
8007002000	Other articles of tin, plates, sheets and strip thickness > 0,2 mm	10 743	361 346	29 970	410 489
8007003000	Tin-foil (whether or not printed or backpaper, etc), thick < 0,2 mm, f	2 515	7 390	33 936	105 395
8007004000	Tin-Tubbes, pipes & tube/ pipe fitting (for example, couplings, elbows)	2 409	9 289	9 155	41 452
8007009100	Cigarette cases and boxes, ashtrays of tin	0	10	0	10 540
8007009990	Other articles of tin	69 233	190 645	125 599	378 232
8101100000	Tungsten (wolfram) powders	606	1 272	43 061	92 225
8101940000	Unwrought tungsten, including bars and rods obtained simply by si	890	2 989	75 555	388 841
8101960000	Tungsten wire	75 862	144 103	504 183	999 830
8101991000	Tungsten bar & rods, oth than those obtaine ply by sintering, profil	219	601	24 253	83 844
8101999000	Other articles of tungstens thereof including waste & scrap	733	29 221	130 435	333 405
8102100000	Molybdenum powders	0	3 004	0	65 366
8102940000	Unwrought molybdenum, including bars and rods obtained simply	24	24	2 774	2 774
8102950000	Molybdenum bar & rods, o. than those obt'd simp. by sintering, profil	0	119	0	14 029
8102960000	Molybdenum wire	3 565	21 263	86 070	261 490
8102990000	Other molybdenum	118	641	506	6 043
8103200000	Unwrought tantalum, including bars and rods obt'd simp. by sinteri	37 286	121 485	7 089 566	23 386 629
8103900000	Other tantalum	69	212	538	61 605

I.3. IMPOR MENURUT KOMODITI / IMPORT BY HS COMMODITY

\*\*\* APRIL/ APRIL 2014 \*\*\*

HS	Uraian Komoditi Commodity Description	Berat Bersih / Net Weight (Kg)		Nilai / Value C.I.F (US\$)	
		Bulan ini Current Month	Kumulatif Cum. Jan. to date	Bulan ini Current Month	Kumulatif Cum. Jan. to date
8104110000	Magnesium containing at least 99.8 % byweight of magnesium	145 110	378 545	375 990	1 024 531
8104190000	Other unwrought magnesium	22 731	27 314	69 387	173 280
8104300000	Magnesium raspings,turnings & granules,graded according to size;	16 806	17 810	131 348	144 879
8104900000	Other magnesium	272	25 827	3 699	67 615
8105201000	Unwrought cobalt	0	6 136	0	187 615
8105209000	Mattes cobalt; cobalt powders	750	1 452	29 385	62 972
8105900000	Other cobalt mattes	660	1 853	73 489	237 321
8106009000	Other bismut and articles thereof	0	5	0	70
8107200000	Unwrought cadmium, powders	3	11	423	734
8107900000	Other cadmium and articles thereof	0	93	0	2 354
8108200000	Unwrought titanium powders	0	100	0	7 109
8108900000	Other titanium and articles thereof	30 321	112 370	293 560	1 932 205
8109200000	Unwrought zirconium powders	3 417	14 344	3 036	8 391
8109900000	Other zirconium and articles thereof	53 383	56 968	1 357 625	1 378 640
8110100000	Unwrought antimony powders	33 683	71 215	283 301	553 967
8110200000	Antimony waste and scrap	7	7	6 923	6 923
8110900000	Other antimony and articles thereof	1 000	1 182	4 290	8 723
8111000000	Manganese and articles thereof,including waste and scrap	5 636	14 645	11 400	47 536
8112190000	Other beryllium and articles thereof	129	817	12 344	55 376
8112210000	Unwrought chromium powders	4 474	14 233	18 338	167 807
8112290000	Other Chromium and articles thereof	1 344	1 523	14 979	56 492
8112920000	Thallium unwrought waste and scappowders	27	81	17 300	47 850
8112990000	Other thallium and articles thereof	0	2	0	144
8113000000	Cermets and articles thereof, includingwaste and scrap	0	160	0	24 709
8201100000	Hand tools spades and shovels	1 383	2 045	3 919	5 619
8201301000	Hoes (mamooties) and rakes	19	20	707	1 261
8201309000	Mattocks and picks	0	1 065	0	18 617
8201400000	Axes, bill hooks and similar hewingtools	17	18	541	572
8201500000	Secateurs & similar one-handed prunersand shears (including poul	21 814	60 621	16 535	80 259
8201600000	Hedge shears,two-handed pruning shearsand similar two handed s	1	1	2	2
8201900000	Other hand tools of a kind used inagriculture, horticulture or fores	4 118	4 222	30 072	30 539
8202100000	Hand saws	184 260	708 854	239 556	774 528
8202201000	Band saw blades	768	6 725	8 307	30 348
8202209000	Sparepart band saw blades	182 901	446 228	580 743	1 604 901
8202311000	Circular saw blades with working part ofsteel	3 733	9 897	65 126	176 551
8202319000	Sparepart circular saw blades withworking part of steel	11 993	72 950	174 347	855 591
8202390000	Other circular saw blades includingparts	78 157	213 662	324 415	929 470
8202400000	Chain saw blades	19 635	72 064	74 705	218 903
8202910000	Straight saw blades for working metal	3 119	24 796	17 317	314 579
8202991000	Straight saw blades	4 718	30 646	333 872	527 367
8202999000	Other saw blades	136 603	336 673	711 616	1 560 437
8203100000	Files, rasps and similar tools	50 537	180 731	126 912	375 028
8203200000	Pliers (including cutting pliers),pincers, tweezers and similar tools	318 614	1 301 236	626 693	2 632 799
8203300000	Metal cutting shears and similar tools	73 246	194 266	117 617	427 876
8203400000	Pipe-cutters, bolt croppers, perforatingpunches, and similar tools	53 998	263 010	148 839	666 525
8204110000	Hand operated spanners and wrencheson adjustable	474 530	1 622 678	901 509	3 048 415
8204120000	Hand operated spanners and wrenchesadjustable	165 199	732 489	770 731	2 583 074
8204200000	Interchangeable spanner sockets, withor without handles	169 378	600 573	349 313	1 517 923
8205100000	Drilling, threading or tapping tools	51 412	240 773	504 655	1 739 807
8205200000	Hammers and sledge hammers	562 869	2 150 384	2 533 369	7 229 732
8205300000	Planes, chisels, gouges and similarcutting tools for working wood	76 746	268 419	100 707	1 497 337
8205400000	Screwdrivers	189 671	879 628	551 864	1 966 249
8205511000	Flat irons	61	5 704	6 151	10 916
8205519000	Other household tools	15 412	56 806	75 958	347 149
8205590000	Other hand tools , oth than househlootools	507 632	1 742 938	1 392 112	5 518 819
8205600000	Blow lamps	1 186	3 349	6 281	20 688
8205700000	Vices, clamps and the like	202 368	768 834	1 549 939	3 939 476
8205900000	Other including sets of articles of twoor more subheadings of this l	167 217	433 889	670 583	3 015 559
8206000000	Tools of two/ more of the headings82.02to 82.05 put up in sets for	127 380	472 632	1 075 445	4 609 095
8207130000	Rock drilling or earth boring tools with working part of cermets	14 022	84 935	500 528	2 746 091
8207190000	Other rock drilling / earth boring tools, including parts	106 604	314 411	4 776 441	13 942 610
8207200000	Dies for drawing or extruding metal	56 559	290 399	1 963 463	7 220 798
8207300000	Tools for pressing, stamping or punching	109 686	667 649	2 865 448	12 602 549
8207400000	Tools for tapping or threading	12 737	83 243	724 839	2 887 971
8207500000	Tools for drilling, other than for rockdrilling	142 308	371 864	1 323 318	4 548 156
8207600000	Tools for boring or broaching	16 739	30 890	493 301	1 909 226

I.3. IM POR M ENURUT KOM ODITI / IM PORT BY HS COM M ODITY

\*\*\* APRIL/ APRIL 2014 \*\*\*

H S	Uraian Komoditi Commodity Description	Berat Bersih / Net Weight (Kg)		Nilai / Value C.I.F (US\$)	
		Bulan ini Current Month	Kumulatif Cum. Jan. to date	Bulan ini Current Month	Kumulatif Cum. Jan. to date
8207700000	Tools for milling	13 420	41 001	488 839	1 719 799
8207800000	Tools for turning	6 220	27 826	757 265	2 604 603
8207900000	Other interchangeable tools	218 630	835 845	5 745 076	14 445 510
8208100000	Knives and cutting blades for metalworking	63 558	129 526	842 009	3 722 994
8208200000	Knives and cutting blades for woodworking	49 271	223 108	470 842	1 664 419
8208300000	Knives&cutting blades f kitchen app'es /for mach. used by the food	4 802	19 447	40 266	107 388
8208400000	Knives&cutting blades for agricultural , horticultural or forestry ma	6 478	33 297	107 338	236 966
8208900000	Other knives and cutting blades formachines or for mechanical app	159 458	591 151	2 787 093	9 292 206
8209000000	Plates, sticks, tips and the like for tools,	23 372	106 635	3 081 069	12 808 597
8210000000	Hand-operated mechanical appliances,weighing	78 636	461 034	90 832	473 936
8211100000	Knives with cutting blades,serrated ornot and sets of assorted arti	10 173	39 373	57 162	164 672
8211910000	Table knives having fixed blades	33 737	113 529	84 691	311 331
8211925000	Knives ,fix blades, handle of base metalfor agricultural, horticultur	1 323	2 923	43 541	78 985
8211929010	Flick/ spring knives,hunting,diving&scouts knives,penknives,blades	5 170	12 731	28 614	67 219
8211929090	Other knives having fixed blades withhandle of base metal	7 188	56 364	62 095	305 155
8211932010	Knives,oth than fixed blades,with handle base metal, for agricultur	246	10 140	2 165	19 596
8211932090	Knives,oth than fixed blades,handle oththan metal, for agricultural	582	1 564	19 710	29 887
8211939000	Knives having other than fixed bladeswith handle of base metal	9 620	16 360	11 049	67 389
8211941000	Blades for knife of kind used foragriculture,horticulture/ forestry	27	230	550	3 879
8211949000	Blades with handle of base metal	29 638	75 310	91 139	345 724
8211950000	Knives with handles of base metal	12 810	41 235	70 267	204 463
8212100000	Razors	89 131	331 130	2 083 861	7 360 376
8212201000	Safety razor blades with double-edgedrazor blades	16 979	115 076	70 800	1 493 825
8212209000	Other razors and razor blades includingrazor blade blanks in strips	39 983	112 503	474 848	1 194 615
8212900000	Other parts of razors and razor blade	6 955	33 188	29 502	278 535
8213000000	Scissors, tailors' shears and similarshearsand blade thereof	137 170	495 574	273 223	894 125
8214100000	Ppr knives,ltr openers,erasing knives ,pencil sharpeners and blade	258 015	679 087	420 033	1 049 861
8214200000	Manicure or pedicure sets andinstruments including nail files	63 282	226 819	119 918	371 340
8214900000	Other articles of cutlery	155 485	519 978	243 360	836 538
8215100000	Spoons,forks,ladles,skimmer,cake serv. & fish knives sets of assort	28 749	43 100	69 830	92 076
8215200000	Similar kitchen and tableware, othersets of assorted articles	27 754	141 967	83 333	513 853
8215910000	Similar kitchen and tableware platedwith precious metal	24	138	414	2 632
8215990000	Other similar kitchen and tableware	290 262	1 023 055	556 201	1 728 481
8301100000	Padlocks	479 433	2 124 538	1 283 284	3 460 164
8301200000	Locks of a kind used for motor vehicles	212 040	776 143	2 287 051	9 561 898
8301300000	Locks of a kind used for furniture	411 880	1 795 778	653 110	2 218 468
8301401000	Handcuffs	865	2 935	8 962	24 207
8301409000	Other padlocks and locks	894 281	3 849 162	1 732 065	6 660 106
8301500000	Clasps and frames with clasps,incorporating locks	17 042	69 526	211 810	738 264
8301600000	Parts of padlocks and locks	395 336	1 373 233	3 215 209	11 036 084
8301700000	Keys presented separately	22 144	183 442	279 335	2 053 546
8302100000	Hinges	1 505 139	5 547 948	1 824 556	7 149 847
8302201000	Castors of a diameter > 100 mm but < 250 mm	39 843	92 633	28 259	116 992
8302209000	Oth base metal mountings, fitting & similar articles	407 341	1 429 222	811 968	2 657 949
8302301000	Hasps	23 876	45 761	93 395	327 086
8302309000	Oth mountings, fittings and similararticles suitable for motor vehic	584 910	2 136 244	4 692 992	18 512 835
8302413100	Hasps suitable for building	61 301	232 358	48 984	157 070
8302413900	Bolts, hooks, eyes and staples suitablefor building	123 708	323 557	247 849	632 827
8302419000	Other mounting suitable for building	850 731	3 092 486	2 602 809	7 724 587
8302422000	Hasps suitable for furniture	44 552	501 505	33 623	274 165
8302429000	Bolts suitable for furniture	2 074 817	9 716 111	3 475 184	11 345 695
8302491000	Mounting of a kind suitable for saddlery	1 407	8 563	25 398	127 606
8302499100	Hasps	5 668	25 737	67 413	259 083
8302499900	Other mounting ; oth than of a kindsuitable for saddlery	409 099	1 465 858	1 029 266	3 747 550
8302500000	Hat-racks,hat-pegs, brackets and similar fixtures	139 433	503 236	625 546	1 896 805
8302600000	Automatic door closers	73 262	357 234	303 285	1 538 946
8303000000	Armoured/ reinforced safes,strong-boxesand doors and safe depos	82 523	1 021 065	281 560	2 319 583
8304001000	Filing cabinets or card-index cabinets	352 443	1 112 647	949 394	2 334 740
8304009100	Other similar office or desk equipmentof aluminium	27	24 781	1 061	199 965
8304009900	Other office or desk equipment of copperor of lead	89 302	402 821	257 982	1 108 529
8305101000	Fittings for double loop wire binders	96 052	235 023	237 666	644 616
8305109000	Fittings for loose-leaf binders or filesoth than double loop wire bin	175 413	722 521	381 613	1 740 287
8305201000	Staples in strips of a kind for officeuse	95 460	398 472	111 159	453 450
8305202000	Other staples in strips of iron or steel	3 089	54 305	11 779	126 559
8305209000	Other fitting for loose leaf binders orfiles for staples in strips	247 779	846 583	215 970	736 847
8305901000	Letter coners, paper clips, indexingtags office articles	37 890	131 119	72 586	238 014

I.3. IM POR M ENURUT KOM ODITI / IM PORT BY HS COM M ODITY

\*\*\* APRIL/ APRIL 2014 \*\*\*

H S	Uraian Komoditi Commodity Description	Berat Bersih / Net Weight (Kg)		Nilai / Value C.I.F (US\$)	
		Bulan ini Current Month	Kumulatif Cum. Jan. to date	Bulan ini Current Month	Kumulatif Cum. Jan. to date
8305909000	Other including parts	183 735	564 987	481 596	1 374 735
8306101000	Bells for cycles	22 248	52 680	24 139	68 886
8306102000	Bells, gongs and the like, of copper	315	755	2 189	4 507
8306109000	Bells, gongs and the like, oth than ofcopper	2 203	6 867	21 120	62 051
8306210000	Statuetes and other ornamen plated withprecious metal	0	11 848	0	9 807
8306291000	Statuetes and other ornamen, of copperor lead	0	22	0	223
8306292000	Statuetes and other ornamen, of nickel	0	658	0	6 824
8306293000	Statuetes and other ornamen, ofaluminium	0	24	0	221
8306299000	Other statuetes and other ornamen	4 230	85 246	20 449	192 114
8306301000	Photograph, picture or similar frames;mirrors : of copper	304	1 786	1 410	7 781
8306309100	Metalic mirrors reflecting trafficviews at road interstions/ sharp co	0	3 871	0	8 076
8306309900	Oth metallic mirrors reflecting trafficviews at road interstions/ shar	43 404	80 664	141 250	287 132
8307100000	Flexible tubing of base metal,withor without fitting of iron/ steel	212 325	730 887	1 243 327	5 036 392
8307900000	Flexible tubing of base metal,withor without fitting of other base r	54 209	195 090	120 166	1 969 089
8308100000	Hooks, eyes and eyelets of base metal	444 411	1 483 144	5 916 365	16 790 270
8308200000	Tubular or bifurcated rivets of basemetal	92 259	323 572	548 879	1 800 154
8308901000	Including parts with beads of a kindused for travel goods	28 995	87 479	383 742	1 045 148
8308909010	Including parts with spangles of a kindused for clothing	339	2 001	5 315	17 499
8308909090	Claps, frames with claps, buckles,buckle-claps of base metal	460 336	1 142 895	3 423 364	10 377 250
8309100000	Crown corks, of base metal	9 031	71 897	49 446	276 176
8309901000	Capsules for bottles, of base metal	12 271	25 826	118 595	323 807
8309902000	Top ends of alum. Cans, of base metal	704 796	2 437 583	3 098 943	10 898 026
8309906000	Aerosol can ends, of tinplate, of basemetal	6 193	9 184	25 341	48 706
8309907000	Other caps for cans, of base metal	75 217	475 387	333 966	1 926 596
8309908100	Bottle and screw caps, of aluminium	1 708	10 922	19 254	162 972
8309908900	Seals & other packing accessoriesof aluminium	98 367	319 596	622 680	2 438 429
8309909100	Other of bottle and screw caps	544	18 797	2 765	149 534
8309909910	Bungs for metal drums; bung covers;seals;case corner protectors	22 012	52 324	198 882	612 577
8309909990	Threaded bungs for aluminiumcovers; seals;case corner protectors	103 263	522 031	859 358	3 657 596
8310000000	Plates; Sgn , name, add & similar,numb,letter, of base metal, excl	55 474	151 894	398 011	1 666 005
8311100010	Coated electrodes of base metal,for electric arc-welding : In rolls	343 986	1 649 047	471 929	2 194 133
8311100090	Coated electrodes of base metal,for electric arc-welding, In oth th	2 258 749	9 020 308	3 063 358	12 379 278
8311202010	Cored wire of alloy stell,cont by weight4,5%/ carbon / chromium,	795 921	3 711 801	958 544	4 711 070
8311202090	Cored wire of alloy stell,cont by weight4,5%/ carbon / chromium,	63 893	251 167	119 383	503 917
8311209010	Part Core wire of alloy stell,contweight4,5%/ carbon / chrom, in r	282 753	880 313	375 572	1 779 606
8311209090	Part Cored wire of alloy stell,contweight4,5%/ carbon/chrom, in n	634 976	1 431 354	793 938	1 853 556
8311302010	Coat rod & Cored wire of alloy stell,cont weight 4,5%/ carbon/chrc	275 425	821 565	901 180	2 532 205
8311302090	Coat rod & Core wire of alloy stell,contweight 4,5%/ carbon / chrc	11 182	74 173	99 460	5 546 753
8311309010	Part coat rod & Cor wire of alloy stell,cont weight 4,5%/ carbon/cl	363 517	1 670 333	755 771	4 029 487
8311309090	Part coat rod & Cor wire of alloy stell,cont weight 4,5%/ carbon/cl	300 143	1 000 912	1 234 121	3 813 790
8311900000	Coated wire / cored with flux materialof kind used for soldering &	737 974	2 540 177	1 463 296	5 538 115
8401100000	Nuclear reactors	0	469	0	2 277
8401200000	Machinery & apparatus for isotopicseparation & parts thereof	2 686	9 872	76 827	146 194
8401300000	Fuel elements (cartridges),non-irradiated	1	1	8	8
8401400000	Parts of nuclear reactors	60	4 644	7 592	985 351
8402111000	Watertube boiler with steam production> 45 t/ h with electrical op	864 589	2 170 876	4 014 451	9 084 459
8402112000	Watertube boiler with steam production> 45 t/ h with not electric	410 414	410 414	3 719 249	3 719 249
8402121100	Watertube boilers elect. with a steam15 tons <= steam prod.< 45t	1 736 582	6 485 955	4 735 665	18 559 614
8402121900	Watertube boilers electric with a steamprod < 15 tons/hours	194 348	1 631 242	735 696	5 759 696
8402122100	Watertube boilers not elect. with steam15 tons <= steam prod.< 4	0	18 435	0	83 000
8402122900	Watertube boilers not elect with steamprod < 15 tons/hours	109 316	345 662	158 055	1 130 340
8402191100	Hybrid boilers with a steam production> 15t/ hour with electrically	475 560	653 880	797 632	1 170 313
8402191900	Hybrid boilers with a steam production< 15t/ hour with electrically	386 744	1 104 717	1 292 780	3 471 405
8402192100	Hybrid boilers not elect with a steamproduction exceeding 15t/ hc	124 700	124 880	188 000	188 497
8402192900	Oth hybrid boiler not elect with a steamproduction not exceeding	639 717	947 831	1 702 445	2 798 020
8402201000	Electric super heated water boilerselectrically operated	130 386	989 684	1 939 472	10 715 607
8402202000	Electric super heated water boilerstot electrically operated	0	168	0	383
8402901000	Part of boiler bodies or shells	1 457 030	1 776 887	7 112 529	8 230 817
8402909000	Oth than part of boiler bodies or shells	564 466	9 046 791	5 808 064	32 070 012
8403100000	Boilers of central heating boilersther than those of heading 84.02	6 777	368 950	48 643	1 537 217
8403901000	Boiler bodies or shells central heatingboilers oth than those of hea	0	714 839	0	934 222
8403909000	Oth Boiler bodies or shells central heatboilers oth than those of he	115 886	389 537	233 298	902 818
8404101010	Soot remover (soot blowers) for usewith boilers of heading 84.02	152 429	397 252	1 160 938	2 855 726
8404101090	Economiser,super-heaters,gas revererswith boilers of heading 84.(	3 774 690	12 758 636	15 420 694	45 170 093
8404102000	Economiser,super-heaters,gas revererswith boilers of heading 84.(	3 562	56 587	56 717	89 747
8404200000	Condensersfor steam or other vapourpower units	655	395 709	12 214	2 627 755

I.3. IM POR M ENURUT KOM ODITI / IM PORT BY HS COM M ODITY

\*\*\* APRIL/ APRIL 2014 \*\*\*

H S	Uraian Komoditi Commodity Description	Berat Bersih / Net Weight (Kg)		Nilai / Value C.I.F (US\$)	
		Bulan ini Current Month	Kumulatif Cum. Jan. to date	Bulan ini Current Month	Kumulatif Cum. Jan. to date
8404901100	Parts boiler bodies or shells of goods of subheading 8404.10.10 :	0	1 220	0	19 512
8404901900	Part oth than boiler bodies or shells of goods of subheading 8404.10.20 :	479 828	1 288 852	1 419 705	3 646 691
8404902100	Parts boiler bodies or shells of goods of subheading 8404.10.20 :	2	2	721	721
8404902900	Part oth than boiler bodies or shells of goods of subheading 8404.10.20 :	0	22 819	0	50 286
8404909000	Other parts of auxiliary machinery for use with boilers	358 656	1 863 338	3 248 144	7 446 795
8405100000	Producer gas/ water gas generators, with or without purifiers; acetylene generators	88 184	610 515	3 288 666	11 593 009
8405900000	Part of producer gas/ water gas generator, with or without purifiers; acetylene generators	29 946	761 300	1 865 801	55 091 633
8406100000	Turbines for marine propulsion	0	2	0	12 179
8406810000	Turbines oth than marine propulsion of an output exceeding 40 MW	1 335 180	7 382 355	11 433 984	85 797 594
8406820000	Turbines oth than marine propulsion of an output not exceeding 40 MW	112 939	1 839 664	2 856 370	29 610 325
8406900000	Part of turbines for marine propulsion	687 692	2 244 509	6 200 689	24 155 134
8407100000	Spark ignition reciprocating rotary internal combustion piston engines	1 042	7 534	280 632	9 616 722
8407211000	Outboard motors of a power < 22.38 kw	74	6 173	2 669	235 302
8407219000	Outboard motors of a power > 22.38 kw	119 534	501 022	3 078 781	11 055 155
8407292000	Other than outboard motors of a power <= 22.38 kw	0	2 316	0	2 789
8407299010	Outboard motors of a power > 22.38 kw but not exceeding 100 kw	28	30 039	4 349	7 027
8407299090	Outboard motors of a power > 100 kw	127 757	363 299	263 455	742 506
8407310000	Reciprocating piston engine of vehicle of chapter 87, capacity <= 50 cc	15	40	5 243	7 916
8407321200	Reciprocating piston engine of vehicle of heading 87.11, 50 cc < capacity <= 110 cc	47	152	2 121	4 909
8407321900	Reciprocating piston engine of vehicle of heading 87.11 with capacity <= 110 cc	19 699	60 612	57 815	194 556
8407322100	Reciprocating piston engine of vehicle of heading 87.01, 110 cc < capacity <= 250 cc	9	9	407	407
8407322200	Reciprocating piston engine of vehicle of heading 87.11, 110 cc < capacity <= 250 cc	74 904	282 885	1 557 055	3 908 953
8407322900	Reciprocating piston engine of vehicle of heading 87.11 with > 110 cc capacity <= 250 cc	1 434	24 340	21 473	174 733
8407332000	Reciprocating piston engine of vehicle of heading 87.11, 250 cc < capacity <= 1100 cc	515	2 539	13 934	59 732
8407339000	Reciprocating piston engine of vehicle of heading 87.11 with capacity <= 1100 cc	11 123	28 155	226 402	463 364
8407346000	Fully assembled for other vehicle of heading 87.11 with cyl cap < 1100 cc	0	5 347	0	76 262
8407347100	Fully assembled of a cylinder capacity not exceeding 2000 cc	97 620	1 527 761	1 861 558	21 774 300
8407347200	Fully assembled of > 2000 cc a cylinder capacity < 3000 cc	2 820	10 610	25 184	115 756
8407347300	Fully assembled of a cylinder capacity exceeding 3000 cc	130 983	446 227	2 765 581	9 214 272
8407349100	Fully assembled for pedestrian controlled tractors of cyl cap < 1100 cc	0	267	0	175
8407349300	Fully assembled for other vehicles of heading 87.11	24	16 639	800	392 300
8407349400	Fully assembled for other vehicles of cylinder capacity not exceeding 3000 cc	373 781	914 783	4 145 408	10 697 724
8407349500	Fully assembled for other vehicles of > 2000 cc cylinder capacity < 3000 cc	0	97	0	4 351
8407349900	Fully assembled for other vehicles of cylinder capacity exceeding 3000 cc	5 205	35 652	104 788	691 934
8407901000	Other engines of a power not exceeding 18,65 kw	924 070	2 563 096	4 898 915	12 329 744
8407902000	Other engines of a power exceeding 18,65 kw but not exceeding 22,38 kw	1	7	197	1 053
8407909000	Other engines of a power exceeding 22,38 kw	163 970	543 028	1 772 453	3 119 408
8408101000	Marine propulsion engines, of a power not exceeding 22.38 kw	0	36 958	0	53 505
8408102000	Marine propulsion engines, of a power exc 22.38 kw but not exc 100 kw	46 042	520 742	79 565	2 451 968
8408109010	Marine propulsion engines, of a power exc 100 kw but not exc 750 kw	139 336	377 650	1 805 819	4 773 236
8408109090	Marine propulsion engines, of a power exceeding 750 kw	303 274	814 028	3 570 234	13 619 160
8408201000	Fully assembled for vehicles of subheading 8701.10	361	38 952	9 035	613 047
8408202100	Fully assembled for vehicles of subhd 8701.10 of cyl cap < 2000 cc	208 036	554 878	632 244	944 408
8408202200	Fully assembled for vehicles of subhd 8701 of > 2000 cc cyl cap < 3500 cc	1 108 889	4 804 550	13 458 438	59 685 967
8408202310	Fully assembled for vehicles of subhd 8701.10 of cyl cap > 3500 cc	0	119 572	0	1 839 708
8408202320	Fully assembled for vehicles of subhd 8701.10 of cyl cap > 2000 cc	6 292	58 773	151 302	1 780 716
8408209300	Oth for vehicles of subheading 8701.10	2 930	86 890	29 920	2 662 011
8408209400	Oth for vehicles of subheading 8701.10 with cyl capacity < 2000 cc	0	940	0	7 505
8408209500	Oth for vehicles of subheading 8701.10 with > 2000 cc cyl capacity < 3500 cc	916	2 042	24 302	47 351
8408209610	Oth for vehicles of subheading 8701.10 with > 3500 cc cyl capacity < 20000 cc	233 344	644 852	1 870 262	6 036 440
8408209620	Oth for vehicles of subheading 8701.10 with cyl capacity > 20000 cc	1 538	41 606	24 332	1 416 604
8408901000	Other engines with power < 18,65 kw	1 180 226	2 871 999	1 305 382	3 742 826
8408905020	Other engines with power > 100 kw for railway locomotives or tractors	0	2 677	0	32 077
8408905030	Other engines with power > 100 kw for heading 8429 or 8430	283 275	777 810	3 390 227	10 340 974
8408905090	Other engines with power > 100 kw for heading 8429 or 8430	336 990	1 329 889	1 214 984	5 316 804
8408909100	Engn of power exc 100 kw oth for machinery heading 8429 or 8430	69 955	335 501	949 039	5 611 865
8408909910	Compression with diesel or semi-diesel of railway locomotive or tractor	0	53	0	2 831
8408909990	Compress with diesel or semi-diesel of railway locomotive or tractor	1 536 104	4 725 184	7 570 393	13 220 053
8409100000	Parts suitable for use with the engine of heading 8407 or 8408 of a power < 100 kw	98	1 181	1 662	18 617
8409911100	Combustion piston engine for machine of heading 8429 or 8430 of carburetor type	21 838	79 326	1 187 859	5 647 340
8409911200	Combustion piston engine for machine of heading 8429 or 8430 of cylinder type	1 666	7 927	45 871	96 894
8409911300	Cylinder liners with internal diameter 50 mm <= 155 mm of head 8409911400	3 258	9 142	28 660	172 762
8409911400	Oth cylinder liners with internal diamtr 50 mm <= 155 mm of head 8409911500	5 611	29 615	61 374	400 137
8409911500	cylinder heads & head covers for machinery heading 8429 or 8430	6 460	42 893	204 513	872 837
8409911600	Pistons with an external diameter of 50 mm <= 155 mm of head 8409911700	4 171	21 051	142 632	620 324
8409911700	Oth pistons with an external diameter of 50 mm <= 155 mm of head	1 083	36 143	20 568	191 227

I.3. IM POR M ENURUT KOM ODITI / IM PORT BY HS COM M ODITY

\*\*\* APRIL/ APRIL 2014 \*\*\*

H S	Uraian Komoditi Commodity Description	Berat Bersih / Net Weight (Kg)		Nilai / Value C.I.F (US\$)	
		Bulan ini Current Month	Kumulatif Cum. Jan. to date	Bulan ini Current Month	Kumulatif Cum. Jan. to date
8409911800	Piston rings & gudgeon pins formachinery heading 8429 ot 8430	7 289	32 272	165 042	550 861
8409911900	Oth parts suitable for use with theengine machinery heading 8429	14 398	514 925	457 302	11 257 423
8409912100	Carburettors & parts there of vehiclesof heading 8701	9	442	115	14 180
8409912200	Cylinder blocks for machinery heading8701	1 292	1 387	485	6 670
8409912400	Oth cylinder liners with internal diamtr50 mm <= 155 mm of headi	2 985	4 471	20 991	86 417
8409912500	cylinder heads & head covers formachinery heading 8701	4 537	39 496	32 110	146 766
8409912600	Pistons with an external diameter of50 mm <= 155 mm of heading	65	97	967	1 395
8409912700	Oth pistons with an external diameter of50 mm <= 155 mm of hea	263	1 112	54 067	138 114
8409912800	Piston rings & gudgeon pins formachinery heading 8701	6 168	17 507	276 658	829 009
8409912900	Oth parts suitable for use with theengine machinery of heading 87	2 766	19 415	71 503	234 733
8409913100	Carburettors & parts there of vehiclesof heading 8711	77 520	292 997	2 263 609	10 996 115
8409913200	Cylinder blocks; crank cases formachinery of heading 8711	57 053	297 844	898 069	4 207 754
8409913400	Cylinder liners for machinery ofheading 8711	68 126	346 773	406 567	1 774 871
8409913500	Cylinder heads & head covers formachinery of heading 8711	8 820	38 746	172 358	583 458
8409913700	Pistons for machinery of heading 8711	47 481	173 718	479 464	1 755 838
8409913800	Piston rings & gudgeon pins formachinery of heading 8711	30 645	90 143	1 050 246	3 834 945
8409913900	Oth parts suitable for use with theengine for machinery of heading	252 286	781 317	6 024 250	21 663 025
8409914100	Carburettors & parts there of vehiclesof heading 87	102 054	384 839	2 855 452	9 105 100
8409914200	Cylinder blocks; crank cases formachinery of heading 87	1 253 974	4 639 460	9 982 642	35 581 724
8409914300	Cylinder liners with internal diameter50 mm <= 155 mm of headin	921	5 365	26 856	68 975
8409914400	Other cylinder liners with the enginefor machinery of heading 87	19 262	126 562	227 807	1 497 554
8409914500	Cylinder heads & head covers formachinery of heading 87	321 505	1 141 699	3 505 791	11 837 123
8409914600	Pistons with an external diameter of50 mm <= 155 mm of heading	70 224	274 498	971 870	3 814 959
8409914700	Oth pistons with an external diameter50 mm <= 155 mm of headir	4 566	38 270	98 288	420 129
8409914800	Piston rings & gudgeon pins formachinery heading 87	22 712	91 711	903 139	3 384 755
8409914900	Oth parts suitable for use with theengine for machinery of heading	1 555 795	5 515 156	19 233 294	65 875 925
8409915100	Cyl block,crank case,marine propul engpower<= 22.38kw for vesse	1 542	13 476	62 161	1 859 110
8409915200	Cyl liners, power < 22,38 kw of diamtr=>50 mm<155 mm for vesse	50	422	2 034	17 866
8409915300	Oth cyl liners,power < 22,38 kwfor vessel of heading 89	3 522	7 985	2 907	5 924
8409915400	Pistons, power< 22,38 kw of diamtr=>50 mm<155 mm for vessel c	17 373	72 183	252 218	1 042 957
8409915500	Oth pistons, power< 22,38 kwfor vessel of heading 89	63	1 107	15 197	191 233
8409915900	Oth suitable for use with the egn ofpower < 22,38 kw for vssl of he	37 573	185 444	510 837	2 345 048
8409916100	Cyl block,crank case,marine propul engpower > 22.38kw for vessel	9	685	2 402	7 593
8409916200	Cyl liners, power > 22,38 kw of diamtr=>50 mm<155 mm for vesse	0	21 594	0	62 755
8409916300	Oth Cyl liners, power>22,38 kw of diamtr=>50 mm<155 mm for ve	20 395	114 579	117 103	624 588
8409916400	Pistons, power > 22,38 kw of diamtr=>50 mm<155 mm for vessel c	37 870	57 732	51 491	117 591
8409916500	Other piston for marine propulsionengines of power > 22.38 kw	401	4 622	9 771	65 757
8409916900	Oth suitable for use with the egn ofpower > 22,38 kw for vssl of he	79 293	150 166	270 056	567 563
8409917100	Carburettors & parts there of other eng	3 245	15 830	5 454	37 483
8409917200	Cylinder blocks for other engine	207 344	659 063	185 177	493 846
8409917300	Cyl liners for other engine with=>50 mm diameter <155 mm	2 633	60 073	48 412	315 804
8409917400	Oth cyl liners for other engine	31 349	142 143	116 364	226 259
8409917500	Cyl heads & head covers for other eng	1 346	10 811	12 916	60 190
8409917600	Pistons for other engine with=>50 mm diameter <155 mm	235	310	17 622	22 615
8409917700	Oth pistons for other engine	2 381	6 881	39 144	107 417
8409917800	Pistons rings & gudgeon pins forother engine	6 715	10 942	50 046	150 416
8409917900	Other parts for engines	414 561	1 428 984	1 488 160	5 770 545
8409991100	Carburettors & parts there of for enginof machinery of head 8429	546	2 314	17 482	61 115
8409991200	cylinder blocks for engine of machineryof heading 8429/8430	10 292	47 665	153 143	834 650
8409991300	Cyl liners for eng mach head 8429/8430with =>50 mm diameter <	122	1 872	2 286	23 678
8409991400	Other cylinder liners for engineof machinery of head 8429/8430	28 953	103 714	849 647	2 758 665
8409991500	Cinder head & head covers for engineof machinery of head 8429/	23 075	85 253	700 865	2 414 038
8409991600	Pistons for eng mach of head 8429/8430with =>50 mm diameter <	311	1 862	2 018	34 346
8409991700	Other piston for engin of machineryof heading 8429/8430	2 154	7 049	64 560	245 350
8409991800	Pistons rings & gudgeon pins for engineof machinery of head 8429	1 667	5 942	52 047	165 798
8409991900	Other engine of machinery ofheading 8429 or 8430	70 010	208 332	927 935	2 685 797
8409992100	Carburettors & parts there of for engineof vehicles of heading 8701	4 744	39 681	24 471	72 289
8409992200	Cylinder blocks for engin of vehiclesof heading 8701	21 054	173 108	39 090	246 976
8409992300	Cyl liners for engine of vehicles ofwith =>50 mm diameter <155 m	0	345	0	10 946
8409992400	Other cylinder liners for enginesof vehicles of heading 8701	39	123	555	3 795
8409992500	Cyl heads & head covers forengines of vehicles of heading 8701	4 399	12 236	12 500	92 776
8409992600	Pistons for eng of vhl head 8701with =>50 mm diameter <155 mm	56	95	3 862	4 185
8409992700	Oth pistons for engines ofvehicles of heading 8701	31	66	924	2 345
8409992800	Pistons rings & gudgeon pins forengines of vehicles of heading 870	73	399	2 613	17 119
8409992900	Other for engines of vehicles of heading 8701	25 684	178 821	75 316	241 404
8409993100	Carburettors & parts there of for engineof vehicles of heading 8711	3 633	21 202	20 258	105 438



I.3. IM POR M ENURUT KOM ODITI / IM PORT BY HS COM M ODITY

\*\*\* APRIL/ APRIL 2014 \*\*\*

H S	Uraian Komoditi Commodity Description	Berat Bersih / Net Weight (Kg)		Nilai / Value C.I.F (US\$)	
		Bulan ini Current Month	Kumulatif Cum.Jan. to date	Bulan ini Current Month	Kumulatif Cum.Jan. to date
8409993200	Cylinder blocks; crank cases forengines of vehicles of heading 8701	7 842	40 665	18 877	279 316
8409993300	Cylinder liners for enginesof vehicles of heading 8711	11	504	793	11 674
8409993400	Cyl heads & head covers forengines of vehicles of heading 8711	207	1 122	5 425	42 809
8409993500	Pistons for enginesof vehiclesof heading 8711	497	1 749	10 257	28 233
8409993600	Pistons rings & gudgeon pins forengines of vehicles of heading 871	2 466	7 202	146 486	333 114
8409993900	Other for engines of vehiclesof heading 8711	74 560	233 132	1 189 597	5 250 062
8409994100	Carburettors & parts there of for enginof oth vehicles of chapter 87	519	2 314	2 036	7 515
8409994200	Cylinder blocks;crank case for enginesof oth vehicles of chapter 87	1 109 395	4 008 405	9 021 326	34 758 293
8409994300	Cyl liners for eng of oth vhl of chap 87with =>50 mm diameter <15	19 719	53 339	229 436	589 312
8409994400	Other cylinder liners for enginesof oth vehicles of heading 8701	18 680	59 130	50 846	282 004
8409994500	Cyl heads & head covers for enginesof oth vehicles of chapter 87	182 370	792 723	2 052 182	8 853 435
8409994600	Pistons for eng of oth vhl chapter 87with =>50 mm diameter <155	17 481	49 290	350 777	689 370
8409994700	Other piston for engines ofother vehicles of chapter 87	9 096	37 905	53 932	245 504
8409994800	Pistons rings & gudgeon pins forengines of oth vehicles of chapter 87	35 125	147 769	284 967	1 278 983
8409994900	Other for engines of othervehicles of chapter 87	1 382 711	4 632 657	18 270 602	58 784 590
8409995100	Cyl block crank case,marine propuls.eng, power<= 22.38kw for vss	0	1 442	0	14 071
8409995200	Cyl liners of power<=22,38 kw of diamtr=>50 mm<155 mm for ves	0	266	0	610
8409995300	Other cylinder liners for engines vsslof chapter 89 wit power < 22,3	37	7 092	360	13 614
8409995400	Pistons for vssls eng <= 22,38 kw of=>50 mm diamtr <= 155 mm of	0	34	0	60
8409995500	Other piston for eng of vssl of chap 89 with mar propul eng of pow	68	698	4 891	5 818
8409995900	Oth.for vssls chapt.89,marine propul eng of a power<= 22.38 kw,cr	20 014	44 824	184 554	242 476
8409996100	Cyl.block,crank case,marine propuls.eng, power>= 22.38kw for vss	0	85	0	15 167
8409996200	Cyl liners for vssl eng >= 22,38 kw of=>50 mm diamtr <= 155 mm c	12 001	26 416	455 528	1 054 015
8409996300	Other cylinder liners for marinepropulsion engines of power > 22,3	6 153	29 581	24 782	124 814
8409996400	Pistons for vssls eng >= 22,38 kw of=>50 mm diamtr <= 155 mm of	11 215	26 628	208 886	358 506
8409996500	Other piston for marine propulsionengines of power > 22,38 kw	8 044	50 181	105 861	381 511
8409996900	Other for marine propulsion enginesof a power > 22,38 kw	460 150	1 645 226	4 794 433	16 015 282
8409997100	Carburettors & parts there of forother engines	19 866	66 365	31 628	740 074
8409997200	Cylinder blocks for other engines	9 606	36 765	155 464	723 027
8409997300	Cylinder liners for other engines with=>50 mm diamtr <= 155 mm	297	7 013	715	8 992
8409997400	Other cylinder liners for other engines	10 692	103 397	114 529	564 476
8409997500	Cyl heads & head covers for other engine	7 305	35 418	278 440	660 136
8409997600	Pistons for other engines with=>50 mm diamtr <= 155 mm	2 233	3 440	13 777	21 863
8409997700	Oth pistons for other engines	20 653	91 613	318 326	1 193 032
8409997800	Pistons rings & gudgeon pins forother engines	14 637	47 938	57 029	201 845
8409997900	Other than for engines	887 470	2 731 875	2 508 095	10 764 608
8410110000	Hydraulic turbine & water wheelsof power <= 1,000 kw	2 139	113 883	21 478	963 422
8410120000	Hydraulic turbines and water wheels of>1,000 kw power < 10,000	0	135 085	0	2 788 286
8410900000	Parts, including regulators ofhydraulic turbins and water wheels	186 057	551 891	685 085	4 230 782
8411110000	Turbo-jets of a thrust not exceed 25 kn	87 611	261 678	1 234 423	3 607 429
8411120000	Turbo-jets of a thrust exceeding 25 kn	0	1 723	0	86 383
8411210000	Turbo-propellers of a powernot exceeding 1,100 kw	7 140	18 588	1 652 495	3 716 007
8411220000	Turbo-propellers of a powerexceeding 1,100 kw	571	8 391	494 276	10 537 039
8411810000	Other gas turbines of a powernot exceeding 5,000 kw	0	168 806	0	11 034 299
8411820000	Other gas turbines of a powerexceeding 5,000 kw	3 400	14 471	2 104 764	4 681 940
8411910000	Parts of turbo-jets/ turbo-propellers	2 727	4 660	274 199	388 917
8411990000	Oth Parts of turbo-jets/ turbo-propellers	152 859	1 157 482	18 294 600	76 116 934
8412100000	Reaction engines oth than turbo-jets	12 970	29 299	151 494	368 215
8412210000	Hydraulic power engines and motorswith linear acting (cylinders)	225 496	664 682	2 027 744	6 776 471
8412290000	Hydraulic power engines and motorswith other linear acting (cylind	1 922 934	2 282 495	5 071 083	18 333 811
8412310000	Pneumatic power engines andmotors with linear acting (cylinders)	38 780	114 665	644 844	2 565 037
8412390000	Pneumatic power engines and motorswith other linear acting (cylind	13 003	77 872	448 516	1 955 768
8412800000	Oth engines and motors	273 358	668 150	1 239 388	6 815 906
8412901000	Parts of engines of subheading 8412.10	0	205	0	3 540
8412909000	oth parts of engines of subheading 8412	151 003	416 582	4 936 091	8 740 691
8413110000	Pumps for dispensing fuel/lubricants ofthe type used in fill station/	121 972	311 836	1 652 853	5 605 010
8413190000	OthPumps for dispens fuel/lubricants ofthe type used in fill station	251 371	2 519 674	1 985 315	10 841 926
8413201000	Water pump for hand pump,oth than those of subheading 8413.10	44 774	187 713	115 228	414 104
8413209000	Oth Water pump for hand pump,oth than those of subheading 8413	54 698	223 855	247 840	1 571 774
8413301200	Recipro/ rotary for water pumps/ fuel ofkind eng of mtr vhl head 87	170 707	728 917	3 248 116	15 961 678
8413301900	Reciprocating or rotary type for cooled pumps for intern combu	194 712	885 065	2 107 279	11 582 100
8413302100	Centrifugal type for water pumps/ fuel ofkind eng of mtr vhl head 87	333 445	887 007	4 596 775	12 100 499
8413302900	Centrifugal type for cooling mediumpumpsfor intern combustion	16 413	82 543	217 027	1 402 468
8413309200	Other water pumps or fuel pumps of kindused for eng of mtr vhl h	361 667	1 688 442	9 086 022	51 381 202
8413309900	Other Cooling medium pumps for internalcombustion piston engir	343 736	1 260 034	8 110 992	25 953 703
8413400000	Concrete pumps	142 423	395 154	2 105 823	4 148 380

I.3. IM POR M ENURUT KOM ODITI / IM PORT BY HS COM M ODITY

\*\*\* APRIL/ APRIL 2014 \*\*\*

H S	Uraian Komoditi Commodity Description	Berat Bersih / Net Weight (Kg)		Nilai / Value C.I.F (US\$)	
		Bulan ini Current Month	Kumulatif Cum. Jan. to date	Bulan ini Current Month	Kumulatif Cum. Jan. to date
8413503000	Oth reciproc positif displacement pumps,of water pumps with flow	38 469	59 569	238 030	434 093
8413504000	Oth reciproc (+) displmnt pumps,of waterpumps with >8000m/h fl	38 495	40 698	1 110 375	1 149 584
8413509000	Oth reciproc positif displacement pumps,of water pumps with flow	514 851	852 943	11 130 735	18 460 511
8413603010	Oth rotary positive displacement pumps,elctrlly operated with flow	9 344	49 363	132 760	419 738
8413603020	Oth rotary positive displmnt pumps,notelctrlly operated with flow	4 474	104 717	93 804	408 225
8413604000	Oth rotary (+) displmnt pumps,of waterpumps with>8000m/h flow	3 078	12 743	8 959	57 012
8413609000	Oth rotary positive displacementpumps, with flow rate > 13000 m.	146 896	558 161	2 203 782	8 838 302
8413701100	Oth Ctrfgl pumps;sgl stage,water pmp forbelt drvr /drct coupl with	42 998	149 781	388 006	1 306 247
8413701900	Oth centrifugal pumps;single suctionhorizontal shaft water pumps	535 035	1 476 303	7 797 221	20 015 910
8413703100	Submersible water pumps with an inletdiameter <= 200 mm	164 946	539 377	541 765	1 661 389
8413703900	Submersible water pumps with an inletdiameter => 200 mm	115 823	309 103	316 618	1 572 110
8413704110	Oth water pumps of flow rate<8000m/h ofwith diamtr>200 mm oi	149 580	851 802	593 450	2 914 395
8413704120	Oth water pumps of flow rate<8000m/h ofwith diamtr>200 mm oi	125 182	521 635	970 803	3 743 826
8413704900	Oth water pumps of flow rate<8000m/hwith inlet diameter > 200	78 051	240 922	554 551	1 955 599
8413705100	Oth water pumps with > 8000 m/h flowrate <= 13000 m/h of dian	213	1 907	26 497	86 969
8413705900	Oth water pumps with flow rate>13000 m/hwith an inlet diameter	3 621	31 671	93 430	435 025
8413709100	Oth pumps with shafts common with theprime mover of an inlet d	0	204 997	0	4 606 451
8413709900	Oth pumps with shafts common with theprime mover of an inlet d	1 335 389	2 403 178	14 512 032	30 008 360
8413811110	Water pump with flow rate <= 8000 m/hwith electrically operated	224 964	503 633	806 368	2 151 179
8413811120	Water pump with flow rate <= 8000 m/hwith not electrically oper	276 002	702 414	446 131	1 175 488
8413811200	Water pump with > 8000 m/hflow rate <= 13000 m/h	43 794	133 968	546 151	1 472 868
8413811900	Water pump with flow rate >= 13000 m/h	355 096	1 163 466	4 347 740	16 145 714
8413820010	Liquid elevators with electricallyoperated	138 661	418 386	885 042	11 260 757
8413820020	Liquid elevators with not electricallyoperated	42 093	164 502	1 110 979	4 431 693
8413911000	Part of pumps subheading 8413.20.10	631 772	1 857 650	2 329 723	3 441 690
8413912000	Part of pumps subheading 8413.20.90	5 452	43 210	100 538	362 378
8413913000	Part of pumps subheading8413.70.11 and 8413.70.19	84 343	245 682	658 887	1 575 314
8413914000	Part of other centrifugal pumps	708 243	1 972 462	6 191 952	17 594 051
8413919000	Part of other pumps	1 105 812	3 994 633	12 266 248	40 102 531
8413920000	Part of liquid elevators	2 063	12 810	43 047	138 004
8414100000	Vakum pumps	108 282	481 740	1 669 217	5 893 597
8414201000	Hand or foot operated air pumps;for bicycle pumps	156 300	608 599	145 723	524 801
8414209000	Other Hand or foot operated air pumps	102 305	368 334	238 477	1 473 216
8414302000	Compressors of kind used in refrigeratequipment for automotive /	131 596	836 278	1 581 489	6 510 320
8414303000	Compressors of kind used in refrigeratequipment oth of seal unit f	23 610	86 501	438 720	714 509
8414304000	Compr kind refgrt eqp oth with cap refr>21.10 kw or displacmnt p	292 273	1 290 211	1 932 154	8 256 929
8414309000	Compr kind refgrt eqp oth with cap refr<21.10 kw or displacmnt p	4 872 563	17 114 283	22 094 828	73 267 507
8414400000	Air compressors mounted ona wheeled chasis for lowing	393 309	1 534 755	2 312 069	9 075 280
8414511000	Table fans and box fans	12 972	94 948	78 055	540 516
8414519100	Fans with protective screen	36 211	148 167	185 176	751 435
8414519900	Other fans with protective screen	9 675	279 734	35 681	340 058
8414592000	Explosion-proof air fans of kind used inunderground mining with c	15	5 294	4 073	71 842
8414593000	Blower with capacity < 125 kw	441 525	814 706	1 918 893	4 621 531
8414594100	Fans of a capacity <125 kw withprotective screen	53	101	10 288	24 165
8414594900	Oth fans of a capacity <125 kw withprotective screen	110 994	371 931	1 014 644	3 533 330
8414595000	Fans window with blowers	547 519	1 624 984	1 696 759	6 130 923
8414599100	Fans floor with protective screen	219	5 254	6 493	72 873
8414599900	Oth fans floor with protective screen	537 648	1 202 310	3 715 871	8 963 324
8414601100	Hoods have max horizon side<120 cm,fitwith a filter for laminar a	16 232	127 215	73 831	563 882
8414601900	Hood have max horiz side<120 cm,oth fitwith a filter for laminar a	37 592	111 046	303 556	857 872
8414609100	Hoods having maximum horizontal side<120 cm, to suitable for inc	18 893	21 523	52 281	104 447
8414609900	Hoods having maximum horizontal side<120 cm,oth suitable for in	41 452	120 775	91 287	477 175
8414801300	Hoods have max horizon side>120 cm,fitwith a filter for laminar a	3 060	25 993	35 758	461 740
8414801400	Hood have max horizon side<120 cm,fitwith a filter for laminar ai	45 166	292 089	682 321	3 004 458
8414801500	Hoods have max horizontal side>120 cm,no fitt with filter suitable	61 678	239 133	434 133	1 487 907
8414801900	Hoods have max horizontal side>120 cm,no fitt with filter,not suit	5 804	20 109	35 663	1 153 172
8414803000	Hoods have max horizon side<120 cm offree piston generators for	15 137	66 033	822 982	2 374 999
8414804100	Gas compr modul for use in oil drill oththan those of subhd 841430	5 016	79 673	533 177	2 217 737
8414804900	oth Gas compr modul for use in oil drill oth than those of subhd 84	689 500	2 980 500	7 570 210	61 980 395
8414805000	Hoods having maximum horizontalside < 120 cm for air pumps	87 826	266 720	490 152	1 364 443
8414809000	Hoods having maximum horizontalside > 120 cm for air pumps	560 398	2 151 800	9 284 278	29 588 721
8414901300	Parts of pumps or compressors forgoods of subheading 8414.10	76 727	347 229	340 967	1 708 194
8414901400	Parts of pumps or compressors forgoods of subheading 8414.20	40	6 318	1 874	21 587
8414901500	Parts of pumps or compressors forgoods of subheading 8414.30	433 738	1 184 485	13 912 301	28 429 665
8414901600	Parts of pumps or compressors forgoods of subheading 8414.40	69 572	235 513	146 855	860 217
8414901900	Oth parts of pumps or compressors forgoods of subheading 8414.4	595 979	6 030 726	7 653 438	29 651 483

**I.3. IM POR M ENURUT KOM ODITI / IM PORT BY HS COM M ODITY**  
**\*\*\* APRIL/ APRIL 2014 \*\*\***

H S	Uraian Komoditi Commodity Description	Berat Bersih / Net Weight (Kg)		Nilai / Value C.I.F (US\$)	
		Bulan ini Current Month	Kumulatif Cum. Jan. to date	Bulan ini Current Month	Kumulatif Cum. Jan. to date
8414902100	Part of kind for fans suitable use ingoods of heading 8415, 8418, 8	30 232	134 165	272 232	1 044 654
8414902900	Oth part of kind for fan suitable use ingoods of heading 8415, 8418	1 226 100	3 381 300	7 713 568	14 462 937
8414903100	Hoods for goods of subheading 8414.60	8 380	10 455	40 969	53 801
8414903200	Hoods for goods of subheading 8414.80	65 245	263 519	417 077	2 586 981
8415101000	AC mach,windows/ wall types self-containor "split system" & out p	3 140 278	17 866 119	19 758 941	107 087 904
8415109000	AC mach,windows/ wall types self-containor "split system" & out p	250 188	367 274	2 230 584	3 156 968
8415201000	AC machine of a kind used for persons,in motor vehicles an out pu	0	13 116	0	58 604
8415209000	AC machine of a kind used for persons,in motor vehicles an out pu	925	1 979	11 456	33 553
8415811100	Inc.refri, reversible heat pump,used inaircraft of an output <= 21.1l	15 309	16 026	82 099	92 718
8415811200	Inc.refri, revers heat pump,use inaircraft oput>21.10kw,air flow>67	21 531	24 428	222 398	254 244
8415811900	Inc.refri, revers heat pump,use inaircraft oput>21.10kw,air flow<67	36 631	180 894	302 697	1 480 027
8415812100	Inc.refri, revers heat pump,use inrailway rolling stock an output<2f	900	900	61 796	61 796
8415812900	Inc.refri, revers heat pump,use inrailway rolling stock an output>2f	0	5	0	425
8415813100	Inc.refri, revers heat pump u in vhl oththose of subhd 8415,20 outp	714	1 797	14 359	38 945
8415813900	Inc.refri, revers heat pump u in vhl oththose of subhd 8415,20 outp	10 723	87 965	78 446	668 703
8415819100	Refri,revrs heat pump,oth.use arcrf,railroad,output>21.10kw,airfl>	10 036	47 078	76 938	363 951
8415819300	Refri,revrs heat pump,oth.use arcrf,railroad,output<21.10kw	0	8 945	0	36 354
8415819400	Refri,revrs heat pump,oth.use arcrf,railroad,output<21.10kw but<	0	10 176	0	38 488
8415819900	Refri,revrs heat pump,oth.use arcrf,railroad,output>21.10kw but>	100 334	362 121	1 223 185	3 460 822
8415821100	Oth,incorp a refri unit of use aircraft,output>21.10kw,each evapat	99	4 307	2 541	24 541
8415821900	Oth,incorp a refri unit of use aircraft,output<21.10kw,each evapat	17 145	87 879	201 713	907 650
8415822900	Oth,incorporat refri unit of a kind used in railway roll stock outnpu	1 700	1 700	24 593	24 593
8415823900	Oth,incorporat.a refri use in road vhcle oth.those subhd8415.20 oi	2 698	5 816	31 320	66 735
8415829100	Oth,incorporat.refri unit oth.used inaircraft,railwy,rd vhl an uotput<	180 677	753 169	1 107 490	5 947 309
8415829900	Oth,incorporat.refri unit oth.used inaircraft,railwy,rd vhl an uotput>	61 301	233 987	670 814	2 027 398
8415831100	Not incorp a refri unit of used inaircraft,output>21.10kw,airflw>67	0	219	0	8 112
8415831900	Not incorp a refri unit of used inaircraft,output<21.10kw,airflw<67	31 761	32 800	216 398	237 617
8415832900	Not incorporating a refrigrating unitof used in aircraft with output:	0	1 740	0	10 177
8415839100	Not inc.a refri unit of kind Non usedaircrf,railway,vhl an out put < 4	12 656	224 629	101 514	960 568
8415839900	Not inc.a refri unit of kind Non usedaircrf,railway,vhl an out put > 4	318 104	937 742	1 831 430	7 355 453
8415901300	Parts AC machines of kind used in aircf,railway with an output < 21	1 603	5 249	23 321	77 616
8415901400	Parts AC mach with an output <21,10 kwof evapor/condensers for	262 488	1 030 185	3 602 308	12 734 183
8415901910	Parts AC mach with an output <21,10 kwof chasis or cabinets, welc	40 064	228 136	102 847	625 943
8415901990	Parts AC mach with an output <21,10 kwth than of chasis/ cabin:	565 225	2 017 497	4 339 293	17 582 557
8415902500	Parts of mach with>21,10kw otput<26,38kw with evap<67,96 m/n	10 135	44 680	53 477	302 950
8415902600	Parts of mach with>21,10kw otput<26,38kwof kind used in aircf/r	11 264	30 410	48 871	144 382
8415902900	Parts of mach with>21,10kw otput<26,38kwof kind used in motor	3 804	15 536	40 140	126 778
8415903500	Part mach with>26,38 kw output<52,75 kwwith evap>67,96 m/m	3 898	95 696	71 887	957 796
8415903900	Part mach with>26,38 kw output<52,75 kwwith evap<67,96 m/m	1 359	5 699	46 609	100 114
8415904500	Parts of mach with an output > 52,75 kwwith evapor > 67,96 m/m	134 238	341 935	1 684 226	5 343 183
8415904900	Parts of mach with an output < 52,75 kwwith evapor > 67,96 m/m	196 036	852 318	1 396 159	6 990 325
8416100000	Furnace burners for liquid fuel	35 300	122 623	737 768	1 902 428
8416200000	Other furnace burners,including combination burners	2 032 211	2 982 913	8 317 167	13 717 490
8416300000	Mechanical stokers,including their mech grate,mech ash discharg	46 969	229 470	179 541	512 416
8416900000	Parts of furnaces burners for liquid orsolid or gas fuel, mechanical	186 600	673 064	1 683 747	4 954 002
8417100000	Furnace& oven for the roast,melt/oth heattreat.of ores,pyrite met.	332 938	1 113 325	1 731 335	6 920 170
8417200000	Bakery ovens,including biskuit ovens	92 047	461 161	466 068	12 139 689
8417800000	Incinerators, non-electric	1 709 169	4 432 065	12 287 871	30 861 910
8417900000	Part of industrial/laboratory furnaces & oven,including incinerators	1 763 455	4 400 838	4 415 687	15 625 951
8418101010	Refri-frez,fitt with separate externaldoor;household type with< 23	125 977	563 447	373 151	1 728 744
8418101090	Refri-frez,fitt with separate externaldoor;household type with> 23	562 154	2 577 205	2 483 359	10 418 387
8418109000	Refri-frez,fitt with separate externaldoor, industri type	91 027	182 432	334 399	803 684
8418210010	Refrigerator,household type withcompression type of capacity < 2	6 494	92 626	111 702	458 415
8418210090	Refrigerator,household type withcompression type of capacity > 2	21 173	101 176	221 615	800 520
8418290010	Refrigerator,household type oth thancompress type of capacity<=1	2 997	55 759	18 338	391 637
8418290090	Refrigerator,household type oth thancompres type of capacity > 2	88	2 799	150	21 552
8418301000	Freezer of the chest type,not exceed 200 i capacity	70 463	456 278	244 377	1 458 226
8418309000	Freezer of the chest type,not exceed 800 i capacity	645 626	1 934 453	3 228 041	9 017 013
8418401000	Freezer of the upright type,not exceed 200 i capacity	64 757	115 844	212 775	414 509
8418409000	Freezer of the upright type,not exceed 900 i capacity	1 182	26 755	12 297	164 788
8418501100	Refri chambers, capacity>200 l of kindsuitable for medical,surgical	343	14 941	11 912	126 105
8418501900	Oth Refri chambers, capcty>200 l of kindsuitable for medical,surgi	522 531	2 031 608	2 447 946	9 030 401
8418509100	Refri chambers, capacity<200 l of kindsuitable for medical,surgical	60 437	140 443	291 680	699 907
8418509900	Refrigerating equipment,capacity <=200 l not for medical, surgical	807 877	3 551 530	3 371 972	16 438 152
8418610000	Heat pump oth than ACmachines of heading 84.15	101 579	344 782	615 607	2 055 085
8418691000	Beverage coolers equipment;heat pumps	113 579	431 767	722 123	2 286 840

I.3. IM POR M ENURUT KOM ODITI / IM PORT BY HS COM M ODITY

\*\*\* APRIL/ APRIL 2014 \*\*\*

H S	Uraian Komoditi Commodity Description	Berat Bersih / Net Weight (Kg)		Nilai / Value C.I.F (US\$)	
		Bulan ini Current Month	Kumulatif Cum. Jan. to date	Bulan ini Current Month	Kumulatif Cum. Jan. to date
8418693000	Drinking water coolers equipment ;heatpumps	12 819	24 359	135 132	270 756
8418694100	Water chillers cap>21.10 kw for AC with a refrigerating equip;hea	144 325	688 114	1 332 880	5 948 618
8418694900	Water chillers cap>21.10 kw not for AC machine with a refrigeratir	251 157	490 514	3 073 290	5 854 770
8418695000	Scale ice-maker units equipment;heat pumps	80 244	241 614	655 139	2 260 541
8418699000	Oth refrigrt/ freez equip,oth than heat pump oth than air condition	339 280	1 450 402	3 456 745	11 928 091
8418910000	Part for good,sub 8418.(10,21,29,30,40),furniture to refri/freez	31 382	188 194	150 341	1 689 924
8418991000	Evaporators and condensers	895 220	3 059 295	3 567 360	12 337 761
8418994000	Aluminium rollbonds for sub 8418.10.10,8418.21, 8418.22 and 84	49 632	179 217	377 630	1 086 388
8418999010	Cabinets and doors, welded/painted	733 473	3 125 884	1 101 180	4 909 890
8418999090	Oth part refrig & freezers equipment electric/ oth	1 126 910	3 935 085	3 466 597	12 059 395
8419111000	Instant gas water heaters,for householdtype, non electric	42 054	209 557	453 972	2 142 806
8419119000	Instant gas water heaters,not forhousehold type, non electric	18 427	27 525	127 987	225 952
8419191000	Instant water heaters oth than gas ,for household type, non elect	27 741	52 214	71 956	145 759
8419199000	Instant water heaters oth than gas ,not for household type, non e	3 279	391 045	74 738	1 380 533
8419200000	Instant water heaters, non electric forMedical,surgical/laboratory	29 491	70 113	613 984	2 110 498
8419311010	Evaporators,dryers for agriculture products, electrically operated	16 711	223 373	62 679	5 030 514
8419311090	Oth.than evaporators,dryers for agriproducts, electrically operatec	51 371	374 352	779 071	4 773 156
8419312000	Dryers for agriculture products, nonelectrically operated	25 054	37 955	178 986	249 009
8419321000	Dryers for wood, paper pulp, paper/paperboard, electrically opera	119 792	2 191 821	2 669 577	13 532 717
8419322000	Dryers for wood, paper pulp, paper/paperboard, non electrically o	0	290	0	24 028
8419391100	Dryers machine electrically operated, for manufacture PCB	34 990	120 698	815 422	2 513 562
8419391900	Other dryers machine electrically operated	430 544	1 580 382	5 760 065	22 758 772
8419392000	Other dryers machine not electrically operated	1 398	21 423	12 064	422 699
8419401000	Distilling/rectifying plant electrically operated	723 887	1 034 444	3 308 630	15 462 554
8419402000	Distilling/rectifying plant not electrically operated	2 177	5 853	63 340	120 892
8419501000	Heat exchange units for Cooling towers	608 660	1 619 118	3 361 075	8 560 640
8419509010	Condensers for air conditionersfor motor vehicles	15 703	49 468	216 039	742 893
8419509020	Oth condensers for air conditioners	40 989	249 229	742 918	3 347 460
8419509030	Oth condensers electrically operated	107 183	1 113 493	2 568 900	13 882 221
8419509040	Oth condensers not electrically operated	232 760	891 654	4 425 422	9 579 541
8419601000	Machinery for liquefying air or othgases electrically operated	23 105	223 363	705 561	7 572 163
8419602000	Machinery for liquefying air or othgases not electrically operated	0	21 015	0	189 886
8419811000	Oth.mach,plant&equip for make hot drink/for cook/ heat food, ele	74 140	194 055	1 838 405	3 317 349
8419812000	Oth.mach,plant&equip for make hot drink/for cook/ heat food,not	29 647	132 719	135 655	1 865 230
8419891300	Machinery by a proces involving heat for manufacture of PCB/PWI	91 470	262 879	1 727 502	4 495 054
8419891900	Oth mach for making hot drinks/for cooking/ heating food,electric	1 292 420	5 868 201	13 092 870	52 341 632
8419892000	Oth mach for making hot drinks/for cooking/ heating food,not elec	412 322	1 579 253	1 761 567	12 126 257
8419901200	Part machin for the treatment by procesinvolve heat,for manufact	180 746	1 066 126	2 519 977	10 086 427
8419901300	Parts of electrically operated , casingfor cooling towers	33 626	62 511	610 213	671 809
8419901900	Parts, oth machicne electrically operated	585 930	1 698 199	5 254 989	18 680 689
8419902100	Part machine,non-electric op,for treatby proces involve heat ,hous	5 251	53 741	13 811	131 453
8419902900	Part machine,non-electric op,for treatby proces involve heat ,not f	111 879	474 462	1 579 468	10 170 215
8420101000	Apprt.for the appl dry film/liquid photo resist,soldering paste, adh	46 848	74 386	913 512	1 337 066
8420102000	Oth Roller for ironing or wringers machsuitable for domestic use	85	17 049	432	201 011
8420109000	Oth calendering/ oth rolling machine	13 394	143 408	43 371	3 596 970
8420911000	Cylinders, parts of apparatus for theappl of dry film,liquid photo re	1 821	2 418	36 275	71 933
8420919000	Cylinders, parts for oth calendering/ oth rolling machine	4 999	40 169	104 725	325 334
8420991000	Oth parts of apparatus for the applic of dry film,liquid photo resist	715	3 423	78 388	280 920
8420999000	Oth parts for calendering/ oth rolling machines	470	13 030	16 800	282 806
8421110000	Centrifuges,including centrifugal dryers for cream separators	75	26 888	22 160	611 571
8421120010	Centrifuges,including centrifugal dryers for cloth dryers cap<30 l	251	30 777	1 057	259 663
8421120020	Centrifuges,including centrifugal dryers for cloth dryers cap>30 l	5 023	20 624	24 759	82 555
8421191000	Centrifuges,including centrifugal dryers for sugar manufacture	19 976	285 656	492 749	2 221 846
8421199000	Oth centrifuges,including centrifugal dryers	29 336	65 215	407 574	1 409 278
8421211100	Filtering/purifiying water machine & app for domestic use of a cap	181 556	591 469	1 131 993	3 685 034
8421211900	Oth filtering/purifiying water machin& app of a capacity <= 500 l/l	722 145	1 612 052	5 330 503	14 333 605
8421212200	Filtering/purifiying water machine & app,electrically operated of a	1 039 234	1 561 132	4 515 844	16 514 851
8421212300	Filtering/purifiying water machine & app,non electric operated of .	35 229	155 382	713 546	2 004 543
8421223000	For filter/purify beverages oth thanwater, electric operated of a ca	14 516	15 011	807 482	818 133
8421229000	For filter/purify beverages oth than water of a capacity <= 500 l/hr	59 541	204 329	712 545	4 455 932
8421231100	Oil filters for internal combustionengines machinery pos 8429 or f	69 700	204 960	1 165 626	3 503 712
8421231900	Petrol filters for internal combustionengines machinery pos 8429	346 036	501 310	1 756 512	4 912 774
8421232100	Oil filters for motor vehicles ofchapter 87	138 795	492 734	1 887 468	6 138 990
8421232900	Petrol filters for motor vehicles ofchapter 87	104 173	367 164	1 793 507	5 914 745
8421239100	Oil filters for internal combustionengines machinery pos 8429 or f	40 476	152 532	789 875	2 672 474
8421239900	Petrol filters for internal combustionengines machinery pos 8429	87 516	398 178	1 287 246	5 122 871

## I.3. IM POR M ENURUT KOM ODITI / IM PORT BY HS COM M ODITY

\*\*\* APRIL/ APRIL 2014 \*\*\*

H S	Uraian Komoditi Commodity Description	Berat Bersih / Net Weight (Kg)		Nilai / Value C.I.F (US\$)	
		Bulan ini Current Month	Kumulatif Cum. Jan. to date	Bulan ini Current Month	Kumulatif Cum. Jan. to date
8421291000	Filter/purify mach& appa for liquid of akind used for medical, surgi	36 787	138 035	554 787	1 856 368
8421292000	Filter/purify mach& apparatus for liquidof a kind used for sugar ma	9 792	376 857	31 928	4 167 915
8421293000	Filter/purify mach& apparatus for liquidof a kind used in oil drill op	67 201	330 648	957 200	4 638 140
8421294000	Filter/purify mach& apparatus for petrolfilters	14 197	36 824	298 526	671 188
8421295000	Filter/purify mach& apparatus for oil filters	16 880	52 995	292 151	983 836
8421299000	Oth filtering machinery & apparatus forliquids not electrically oper	575 338	1 690 981	13 692 221	33 665 252
8421311000	Intake air filters for inter combustionengines for machine chapter	39 697	117 945	645 925	1 906 764
8421312000	Intake air filters for inter combustionengines for motor vehicles of	85 286	300 681	1 506 695	5 364 924
8421319000	Oth intake air filters for internalcombustion engines	468 882	662 845	4 448 548	7 517 649
8421392000	Air purifiers	404 156	1 698 776	4 822 341	17 712 955
8421399000	Filtering machines& apparatus for gases	922 060	2 656 429	11 699 826	35 114 313
8421911000	Parts of goods of subheading 8421.12, of centrifuges,includ centrif	236	2 301	22 553	132 870
8421912000	Parts of goods of subheading 8421.19.10of centrifuges,includ cent	985	16 051	115 068	422 770
8421919000	Parts of subhd 8421.11.00/ 8421.19.90 ofcentrifuges,includ centrif	4 463	79 249	405 622	1 886 860
8421992000	Parts filter cartridges of filter,subhd8421.23	37 408	182 686	869 263	3 963 693
8421993000	Parts of goods of subheading 8421.31	70 786	226 844	1 338 923	3 608 390
8421999100	Oth parts of goods of subheading8421.29.20	3 689	8 307	70 768	269 516
8421999400	Oth parts of goods of subheading 8421.21.11/8421.21.21	118 798	372 568	361 728	1 248 324
8421999500	Oth part of subhd 8421.31,8421.23.11,8421.23.19,8421.23.91/842	12 552	32 240	116 254	375 964
8421999900	Oth parts of goods of subheading8421.21.11/8421.21.21	694 609	2 406 185	9 100 761	28 130 952
8422110000	Dish washing machin of the house holdtype	2 426	5 622	41 582	81 395
8422190000	Dish washing machines not of thehousehold type	17 189	69 832	315 749	1 171 470
8422200000	Machinery for cleaning/ drying bottles or oth containers	16 614	109 405	346 902	3 403 603
8422300000	Machinery for aerating beverages,filling,closing,seal,label bottles,	617 293	1 621 417	22 856 656	52 494 043
8422400000	Other packing, wraping machinery/ inc heat-shrink wraping machi	547 057	1 982 115	28 516 221	103 287 673
8422901000	Parts of goods of subheading 8422.11	1 494	4 171	11 403	75 850
8422909000	Part goods of subhd 8422 of oth than subheading 8422.11	118 940	863 237	7 825 550	41 151 417
8423101000	Personal weighing machin,including baby& household scales,electr	21 549	123 590	61 515	412 512
8423102000	Personal weighing machin,including baby& household scales,not e	71 922	306 679	132 076	617 707
8423201000	Scales for continuous weighing of goodson conveyors, electrically	27 941	153 005	665 638	4 257 517
8423202000	Scales for continuous weighing of goodson conveyors, not electric	18	1 840	3 894	28 939
8423301000	Constan weight scales,predeletin weightscales & hopper scales,e	9 744	123 440	101 575	1 005 150
8423302000	Constan weight scales,predeletin weightscales&hopper scales,no	4 180	25 791	29 243	112 542
8423811000	Oth weighing machinery,max capacity<=30 kg, electrically operat	35 526	125 214	766 306	2 085 217
8423812000	Oth weighing machinery,max capacity<=30 kg, not electrically ope	163 776	471 694	317 756	842 261
8423821100	Oth.weigh mach,having a maximum weight30<capacity <= 1 000kg	11 677	25 206	59 120	229 378
8423821900	Oth.weigh mach,having a maximum weight1000<capacity <= 5 00	67 634	173 806	194 309	494 813
8423822100	Oth.weigh mach,having a maximum weight30<capacity <= 1 000kg	12 816	27 534	43 532	59 870
8423822900	Oth.weigh mach,having a maximum weight1000<capacity <= 5 00	10 918	70 321	9 700	275 577
8423891000	Oth weigh mach,oth.capacity > 5 000kg,electrically operated	194 622	401 586	1 896 297	3 041 948
8423892000	Oth weigh mach,oth.capacity > 5 000kg,not electrically operated	65 707	146 428	271 985	409 521
8423901000	Weighing machine weights	8 288	75 275	126 162	819 966
8423902100	Parts of Weighing machinery, electricall operated	64 139	196 696	973 195	2 338 354
8423902900	Parts of Weighing machinery,not electricall operated	49 211	123 364	195 646	1 146 649
8424101000	Fire extinguishers,whether/ not chargedsuitable for aircraft use	5	6	498	517
8424109000	Fire extinguishers,whether/ not chargedfor oth than aircraft use	209 917	419 166	702 909	1 443 625
8424201100	Spray guns & similar appliances for agri/horticultural,electric oper	2 560	11 398	9 680	26 262
8424201900	Spray guns& similar appliances not foragricult/horticultural,electric	43 664	98 128	1 033 243	1 613 385
8424202100	Spray guns & similar appliances foragricultural/horticultural,not el	7 893	29 433	11 587	66 436
8424202900	Spray guns& similar appliances not foragricultural/horticultural,not	57 718	181 496	468 531	1 532 469
8424300000	Steam/ sand blasting machines& similar jet projecting machines, el	155 101	489 929	1 636 610	6 191 505
8424811000	Oth spraying liquid machine for agricul/hortikultural, drip irrigatio	22 341	170 279	104 015	882 360
8424813000	Hand-operated insecticidae sprayers foragriculture/horticulture	137 009	445 951	616 419	2 165 213
8424814000	Oth.mach appliances for agricultural orhortikultural, not electically	106 674	313 464	244 303	725 518
8424815000	Oth.mach appliances for agricultural orhorti,oth drip irrigation syst	70 531	242 799	236 815	1 034 378
8424891000	Hand operated household sprayers ofcapacity not exceeding 3 l	42 529	251 857	173 298	760 104
8424892000	spray heads with dip tubes	38 826	153 658	216 727	779 082
8424894000	Dispensing/ spraying machine of chemicalor electrochemical, for m	3 909	15 383	144 426	474 815
8424895000	Oth appl for project,dispers,spray liquids/ powders,not household	367 806	2 095 706	2 535 074	21 729 956
8424899000	Oth appl for project,dispers,spray liquids/ powders,not household	207 841	613 698	771 310	2 775 188
8424901000	Parts of fire extinguisher	45 934	262 712	151 896	3 072 183
8424902100	Parts of spray guns, of good of subhead8424.20.11,electrically ope	65	220	2 315	11 065
8424902300	Parts of spray gun,oth than of good ofsubhead 8424.20.11,electric	29 888	155 445	187 481	764 598
8424902400	Parts of spray guns, of good of subhead8424.20.11,not electrically	4 842	9 306	40 985	74 963
8424902900	Parts of spray gun,oth than of good ofsubhead 8424.20.11,not ele	77 309	185 288	306 328	1 020 814
8424903000	Parts of steam/sand blasting machine & similar jet projecting mach	13 710	91 751	100 774	942 576

I.3. IM POR M ENURUT KOM ODITI / IM PORT BY HS COM M ODITY

\*\*\* APRIL/ APRIL 2014 \*\*\*

H S	Uraian Komoditi Commodity Description	Berat Bersih / Net Weight (Kg)		Nilai / Value C.I.F (US\$)	
		Bulan ini Current Month	Kumulatif Cum. Jan. to date	Bulan ini Current Month	Kumulatif Cum. Jan. to date
8424909300	Parts of oth appliance of subhead8424.81.10/8424.81.20	348	2 918	7 739	23 279
8424909400	Parts of oth appliance of subhead8424.81.30/8424.81.40	40 685	86 347	65 334	177 430
8424909500	Parts of oth appliance of subhead8424.81.10/8424.81.20	845	3 602	14 372	323 878
8424909900	Oth mechanical appliances (whether/not hand operated)	121 172	2 161 050	1 478 568	14 399 755
8425110000	Pulley tackle & hoists oth than skip for raising vehicles, by electric	219 979	1 044 599	2 285 133	7 460 259
8425190000	Pulley tackle & hoists oth than skip for raising vehicles, not electric	637 890	1 503 812	2 517 004	6 204 828
8425310000	Oth winches; capstans, poweredby electric motor	69 387	427 828	382 879	2 562 305
8425390000	Oth winches;capstans,oth than powered by oth electric motor	212 498	1 139 694	1 357 946	11 081 154
8425410000	Jacks hoists of built in jacking systemof a type used in garages	72 007	225 105	219 451	678 290
8425421000	Jacks used in tipping mechanismfor lorries	100 873	482 561	106 704	873 019
8425429000	Oth jacks and hoists, hydraulic	751 870	2 388 383	2 072 035	6 491 821
8425491000	Oth jacks;hoists of a kind used forraising vehicles, electrically oper	17 412	93 045	79 973	1 498 274
8425492000	Oth jacks;hoists of a kind used forraising vehicles, not electric oper	130 967	470 381	301 453	1 416 304
8426110000	Overhead traveling cranes on fixedsupport	487 345	3 313 137	951 008	12 145 558
8426120000	Mobile lifting frames on tyres andstraddle carries	1 670 852	2 834 838	6 121 722	9 242 266
8426192000	Bridge cranes	101 835	2 679 040	128 100	8 563 041
8426193000	Gantry cranes	193 181	4 185 215	771 347	20 078 696
8426199000	Other transporter cranes	702 645	3 665 937	5 873 880	18 740 468
8426200000	Tower cranes	1 966 645	5 753 230	4 818 082	13 330 422
8426300000	Portal/ pedestal jib cranes	233 408	2 768 124	1 614 700	9 442 136
8426410000	Other Mobile lifting frames, self propelled, on tyres	318 246	1 976 322	2 827 768	12 751 002
8426490000	Other Mobile lifting frames, self propelled,oth than on tyres	1 013 228	2 828 375	5 075 362	13 148 595
8426910000	Other derricks machine designed formounting on road vehicles	499 175	1 444 747	1 522 378	4 038 169
8426990000	Other derricks machine designed formounting oth than on road v	239 288	1 062 270	2 232 353	5 228 029
8427100000	Self-propelled trucks powered by anelectric motor	1 307 370	3 387 002	8 567 253	21 937 826
8427200000	Oth self-propelled trucks	3 002 422	9 732 919	12 274 448	42 268 538
8427900000	Oth trucks	297 801	1 264 595	1 444 106	6 173 726
8428101000	Passenger lifts	2 462 065	7 566 963	9 274 693	29 674 297
8428102100	Oth lifts of a kind used in buildings	324 850	763 161	1 381 650	2 153 146
8428102900	Oth lifts oth than of a kind used inbuildings	146 832	408 722	769 945	2 065 491
8428109000	Skip hoists	35 061	97 590	155 982	613 990
8428201000	Pneumatic elevators and conveyors foragricultural use	2 654	176 576	3 577	810 329
8428202000	Automated machines for the transport,handling & storage of PCB/	14 348	49 235	273 871	2 267 782
8428209000	Oth pneumatic elevators & conveyors	589 538	1 368 208	8 158 648	17 546 646
8428310000	Oth continuous act elevators & conveyorsspecially designed for un	0	1 395	0	12 527
8428321000	Oth continuous act elevators & conveyorsof bucket type,used for a	439	31 855	2 630	137 533
8428329000	Oth continuous act elevators & conveyorsof bucket type,not used f	229 607	1 386 701	3 293 926	11 279 282
8428331000	conveyors belt , of kind use foragricultural type	2 770	86 711	40 950	271 429
8428332000	conveyor belt, Automated machiine forthe transport,hand & stora	174 334	373 450	670 283	2 091 130
8428339000	Other conveyor belt	136	58 176	9 547	508 363
8428391000	Other elevator of kind use foragriculture	535	18 263	5 027	74 360
8428393000	Oth elevator, automated machin fortransport, handling & storage	14 716	16 562	651 844	704 157
8428399000	Oth continuous-action elevators& conveyor, for goods/ materials	1 231 835	6 815 607	15 720 258	53 121 805
8428400000	Escalators and moving walkways	555 346	2 535 131	1 708 208	7 740 090
8428600000	Teleferics, chair-lifts, ski-draglines;traction mechanisms for funicul	0	6 950	0	50 545
8428902000	Automated machine for the transport ,handling&storage of PCB/	8 627	28 340	29 518	570 929
8428903000	Mine wagon, locomotive/wagon transeverss, similar railway wagor	487	1 196	4 139	7 671
8428909000	Other machine for lifting, handling, loading/unloading	635 814	2 264 511	4 260 478	15 654 947
8429110000	Track laying, bulldozers and angledozers	842 707	3 468 459	7 918 093	31 774 925
8429190000	Bulldozer & angledozers other than track laying	28 843	569 031	37 496	4 935 924
8429200000	Graders and levellers	767 905	2 414 708	9 370 987	26 478 959
8429300000	Scrapers	19 778	38 227	252 803	329 358
8429403000	Tamping machines	9 063	570 470	18 107	3 343 917
8429404000	Vibratory smooth drum rollers, withcentrifuge force drum<20 ton	471 089	959 194	2 579 951	4 997 930
8429405000	Other vibratory road rollers	132 310	384 358	467 485	1 717 630
8429409000	Other Tamping mcachine and road rollers	62 744	287 511	225 164	1 294 956
8429510000	Front-end shovel loaders	2 118 620	5 835 571	10 992 007	32 003 055
8429520000	Mach with a 360, revolving super struct, mech shovels,excavators a	8 487 763	28 852 569	41 996 024	133 965 329
8429590000	Mech shovels,excavators & shove loaderoth front-end shovel,canr	944 768	3 582 415	4 934 537	16 245 727
8430100000	Pile-drivers and pile-extractors	510 461	2 212 235	1 002 823	4 696 822
8430200000	Snow-ploughs and snow-blowers	0	736	0	27 912
8430310000	Coal/ rock cutters and tunneling machine , self-propelled	40 264	554 786	25 042	2 191 159
8430390000	Coal/ rock cutters and tunneling machine ,oth than self-propelled	38 575	132 088	262 734	1 156 772
8430410000	Oth boring/ sinking machinery selfpropelled	438 121	2 481 524	4 893 289	26 160 827
8430491000	Boring mach,Wellhead platforms & integra produc modules for us	204 327	280 238	1 970 820	2 580 064
8430499000	Other boring or sinking machinery, notself propeled	147 482	1 736 472	4 228 948	32 957 256

I.3. IM POR M ENURUT KOM ODITI / IM PORT BY HS COM M ODITY

\*\*\* APRIL/ APRIL 2014 \*\*\*

H S	Uraian Komoditi Commodity Description	Berat Bersih / Net Weight (Kg)		Nilai / Value C.I.F (US\$)	
		Bulan ini Current Month	Kumulatif Cum. Jan. to date	Bulan ini Current Month	Kumulatif Cum. Jan. to date
8430500000	Oth moving,grading,levelling,scrapingmachinery, self-propelled	309 099	992 072	2 123 715	12 755 918
8430610000	Tamping/ compacting machinery, not self propelled	31 308	126 954	126 899	344 660
8430690000	Oth machinery of hedaing 84.30 not self-propelled	69 512	265 174	1 011 847	3 151 589
8431101300	Parts suitable for of goods of subhead8425.19,8425.39or8425.49,	150 908	307 022	3 669 001	4 535 051
8431101900	Oth parts suitable for of goods of heading 84.25,electrically operat	46 000	197 153	500 438	1 810 300
8431102200	Part suitable for goods of sub 8425.11,842520,8425.31,8425.41,84	33 086	200 759	86 738	575 457
8431102900	Oth parts suitable for of goods of heading 84.25,not electrically op	93 808	292 847	225 078	814 957
8431200000	Parts suitable for goods of head 84.27	150 310	479 031	894 231	4 029 413
8431311000	Parts of goods of shd 8428.10.(21,29),8428.10.90,of lift skip hoist/	291 062	883 711	779 604	4 191 014
8431312000	Parts of goods of shd 8428.10.10), 8428.40.00,of lift skip hoist/esc	293 282	1 327 912	2 980 501	6 652 965
8431391000	Part suitable for goods sub 8428.20.10,8428.32.10, 8428.33.10/84	10 391	119 854	197 523	819 659
8431392000	Parts suitable for goods of subheading 8428.90	54	5 352	1 272	110 820
8431394000	Part of auto mach. for transport/ storage of PCB/ PWBs/ PCAs	30 479	115 879	191 433	752 360
8431399000	Part of other lifting,handling/loadingmachine	176 090	1 195 232	3 507 267	15 925 105
8431411000	Buckets, shovels, grabs and grips,ofmachine of subheading 84.26	108 651	346 092	426 641	1 302 388
8431419000	Buckets, shovels, grabs and grips,ofmachine other than of subheac	763 435	1 467 003	1 838 755	5 961 512
8431420000	Bulldozer or angledozer blades	222 916	663 588	1 480 612	3 933 313
8431430000	Parts of boring/sinking machinery of subhead 8430.41/8430.49	1 604 584	5 590 234	33 384 552	99 471 258
8431491000	Parts of machinery of heading 84.26 oththan Buckets, shovels, gra	1 078 669	2 115 950	9 252 033	15 571 704
8431492000	Cutting edges or end bits for scrapers,graders/levellers	856 283	2 739 960	2 634 747	8 279 993
8431494000	Cutting edges or end bits for bulldozeror angledozer blades	14 703	35 276	67 536	205 668
8431495000	Parts of road rollers	262 633	935 938	1 385 732	5 027 047
8431496000	Oth parts of machinery of heading 84.30.20.00	76	83	3 731	4 377
8431499000	Oth parts suitable use of machinery of heading 84.30	6 799 553	22 079 520	37 226 392	131 979 674
8432100000	Ploughs	2 155	42 690	27 339	159 021
8432210000	Disc harrows	0	21 713	0	57 705
8432290000	Scarifiers, cultivators, weeders, hoesand oths harrows	27 311	74 911	156 663	493 590
8432300000	Seeders, planters and transplanters	1 557	77 060	7 091	1 203 588
8432400000	Manure spreaders ,fertiliser distributor	1 252	13 449	16 835	173 513
8432801000	Other machinery for soil preparation orcultivation;of agricult/hort	27 023	53 346	153 378	1 192 520
8432802000	Lawn/ sports-ground rollers	1 375	2 960	7 894	49 325
8432809000	Other machinery for soil preparation orcultivation	5 091	36 646	127 259	565 510
8432901000	Parts of machinery of subheading8432.80.90	1 220	1 887	17 326	26 425
8432902000	Parts of lawn/sport-ground rollers	1	1	2	2
8432909000	Parts oth machinery for soil preparation/ cultivation	46 006	152 632	151 724	812 639
8433110000	Mowers for lawns,parks/ ground,poweredwith the cutting device r	82 086	467 298	257 423	1 935 470
8433199000	Oth mowers for lawns, parks/ sport ground,oth than manually ope	57 461	273 949	219 505	1 285 462
8433200000	Oth mowers,including cutter bars fortractor mounting	5 838	20 096	47 880	131 974
8433300000	Other haymaking machinery	615	615	12 781	12 781
8433400000	Straw or fodder baler,including pick-upbalers	1 351	1 652	1 809	18 806
8433510000	Combined harvester-threshers macinery	410 650	1 617 520	2 747 611	10 807 319
8433520000	Other threshing machinery	9 970	10 425	29 850	49 257
8433591000	Cotton pickers and cotton gins	0	20	0	2 776
8433599000	Other harvesting, thresing machinery	3 251	79 863	49 716	1 377 443
8433601000	Machin for cleaning,sorting/ grading eggfruit/ oth agricultur prod,el	921	5 793	3 420	22 090
8433602000	Machin for cleaning,sorting/ grading eggfruit/ oth agricultur prod,m	2 870	2 870	245 793	245 793
8433901000	Part mach:castor,of 100< diameter(inc tyres)<= 250mm,width whe	2 862	8 565	25 871	53 899
8433902000	Other parts machine of goods of subhead8433.11 or 8433.19.90	19 506	118 526	83 454	291 209
8433903000	Other parts machine of goods of subhead 8433.19.10	24	4 082	979	109 255
8433909000	Other parts harvesting or threshingmachine	39 732	199 336	145 046	1 200 433
8434101000	Milking machines, electrically operated	0	2 462	0	32 818
8434201000	Dairy machinery, electrically operated	5 166	127 049	425 395	7 162 237
8434202000	Dairy mach, not electrically operated	140	196	6 230	9 636
8434901000	Parts of milking & dairy mach.of electoperated machines	4 999	17 883	536 578	1 339 040
8434902000	Parts of milk & dairy mach of non electoperated machines	231	333	12 994	21 171
8435101000	Presses,crushers & manufacture of wine,cider,fruit juices,electric c	143 416	416 602	1 612 018	3 114 485
8435102000	Presses,crushers & manufacture of wine,cider,fruit juices,not elect	2 349	5 472	2 463	6 628
8435901000	Parts of presses,crushers & manufacture of wine,cider,fruit juices,e	32 204	164 097	218 165	931 956
8435902000	Parts of presses,crushers & manufactureof wine,cider,fruit juices,r	0	135	0	1 502
8436101000	Machinery for preparing animal feedingstuffs, electrically operatex	884 219	2 345 451	6 087 059	16 159 433
8436102000	Machinery for preparing animal feedingstuffs, not electrically oper	3 838	23 125	21 256	170 745
8436211000	Poultry incubators & brooders, electricoperated	270 033	1 169 415	3 471 704	12 948 671
8436212000	Poultry incubators & brooders, notelectrically operated	15 312	53 695	59 271	561 718
8436291000	Oth poultry-keeping machinery, electricoperated	246 421	1 169 476	908 159	4 174 934
8436292000	Oth poultry-keeping machinery, notelectrically operated	154 189	506 292	741 972	2 555 073
8436801100	Other agric or horticultural machine,electric operated, inc Germin:	31 685	54 246	111 351	162 802

I.3. IM POR M ENURUT KOM ODITI / IM PORT BY HS COM M ODITY

\*\*\* APRIL/ APRIL 2014 \*\*\*

H S	Uraian Komoditi Commodity Description	Berat Bersih / Net Weight (Kg)		Nilai / Value C.I.F (US\$)	
		Bulan ini Current Month	Kumulatif Cum. Jan. to date	Bulan ini Current Month	Kumulatif Cum. Jan. to date
8436801900	Other machine, electric operated for poultry include bee keeping	146 204	1 063 008	1 148 673	5 514 777
8436802100	Other agric or horticultural machine,not electric operated, inc Ger	12 010	16 758	148 723	176 217
8436802900	Other machine, not electric operated for poultry include bee kepil	4 467	132 933	9 929	495 503
8436911000	Parts of poultry-keeping machinery/ poultry,incubator & brooders	67 870	161 664	843 192	1 742 799
8436912000	Parts of poultry-keeping machinery/ poultry,incubator&brooders,r	1 259	34 272	41 551	572 051
8436991100	Parts of other machin for agri & horti type,electric operated	17 747	49 959	25 716	162 243
8436991900	Parts of other poultry/bee-keeping machin, electric operated	57 310	329 867	317 115	1 462 440
8436992100	Parts of other machin for agri & hortitype/germanium ,not electric	12 313	53 691	134 913	483 134
8436992900	Parts of other poultry/bee-keepingmachine, not electric operated	102 274	169 569	284 750	768 508
8437101000	Machinery for grains;winnowing & cleanmachine, electrically oper	1 366 784	1 845 341	2 895 950	4 460 804
8437102000	Machinery for grains;winnowing & cleanmachines,not electric ope	1 050	10 720	50 400	311 401
8437103000	Machine for clean,sorting/grading seed ,grain dried leguminous ve	34 888	854 095	973 934	6 403 789
8437104000	Mach for clean,sorting/grad seed,graintdried leguminous vegetabl	0	1 400	0	17 350
8437801000	Rice hullers & cone type rice mills,electrically operated	14 459	41 113	15 220	109 509
8437802000	Macinery for rice hullers & cone typerice mills,not electrically ope	12 958	235 727	22 000	322 467
8437803000	Cofee & corn mills machine for industrytype, electrical operated	12 686	39 820	651 016	1 016 055
8437804000	Cofee & corn mills machine for industrytype, not electrical operat	12 791	29 291	9 465	17 736
8437805100	Polishing machine for rice, sieving,bran cleaning&husking machine	285 514	739 848	1 196 529	5 988 375
8437805900	Other machine used in the milling indust or working of cerals, elec	43 394	544 425	162 433	8 019 605
8437806100	Polishing machine for rice, sieving,bran cleaning&husking machine	4 033	532 851	9 081	562 995
8437806900	Other machine used in the milling indust or working of cerals, not	45 759	415 138	112 642	2 552 471
8437901100	Parts of machin of subheading 8437.10 ,electrically operated	51 041	282 556	326 670	1 780 558
8437901900	Parts of machines oth than of subhead8437.10,electrically operate	122 382	299 350	369 015	1 359 376
8437902100	Parts of machines of subheading 8437.10,not electrically operated	19 123	40 786	24 648	90 347
8437902900	Oth parts of machines of subheading8437.10, not electrically ope	121 255	486 630	176 087	684 719
8438101000	Bakery machine,macaroni,spaghetti/ simila products, electrically o	152 562	1 395 641	2 222 624	17 986 932
8438102000	Bakery machine,macaroni,spaghetti/ simila products, not electrical	63 933	223 459	106 896	380 205
8438201000	Machine for the manufac of confectionary cocoa/ chocolate, electr	128 645	675 685	6 309 200	19 541 083
8438202000	Machine for the manufacture of confectionary chocolate,not elect	20 530	49 593	634 223	2 443 852
8438301000	Machine for sugar manufacture, electricoperated	22 351	72 829	77 665	495 529
8438302000	Machinery for sugar manufacture, notelectrically operated	170	1 788	326	2 437
8438501000	Mach for the preparation of meat/poultry ,electrically operated	61 368	299 292	1 277 366	5 735 497
8438502000	Mach for the preparation of meat/poultry ,not electrically operate	1 430	39 163	29 663	78 185
8438601000	Machiner for the preparation of fruits,nuts/vegetable, electrically	68 673	245 864	655 138	9 395 049
8438602000	Machiner for the preparation of fruits,nuts/vegetable, not electric	13 448	74 559	15 963	107 927
8438801100	Coffee pulpers, electrically operated	17 560	156 766	198 872	2 004 481
8438801200	Coffee pulpers, not electricallyoperated	1 921	1 921	4 756	4 756
8438809100	Other machine for the industrial preparation/ manufacture, electri	218 279	653 764	8 219 879	17 689 137
8438809200	Other machine for the industrial preparation/ manufacture, not el	18 060	47 995	22 984	81 053
8438901100	Parts of electrically operated machineof subheading 8438.30.10	20 763	84 192	107 583	1 063 381
8438901200	Part of coffee pulper,electric operatedmachines	104	104	272	272
8438901900	Parts of oths goods of heading 84.38 electrically operated	279 336	844 037	2 371 285	11 940 354
8438902100	Parts of goods of subheading 8438.30.20not electrically operated	49 899	159 801	207 843	1 017 019
8438902900	Parts of oth goods of heading 84.38.20 of coffee pulpers,not elect	28 735	71 753	7 272 913	8 088 685
8439100000	Machinery for making pulp of fibrouscellulosic material	2 750	46 161	43 150	274 970
8439200000	Machinery for making paper/ paperboard	334 577	2 760 635	7 079 370	45 550 580
8439300000	Machinery for finishing paper/ paperboard	111 912	787 721	1 035 166	5 676 044
8439910000	Part of machine for mak pulp of fibrouscellulosic material,electric	20 271	784 750	465 206	11 449 746
8439990000	Parts for making/ finishing paper/ paperboard, electrically operate	427 297	2 538 643	9 275 167	39 196 658
8440101000	Book-binding mach, includ book-sewing,electrically operated	25 820	78 612	90 127	979 165
8440102000	Book-binding mach, includ book-sewing,not electrically operated	0	5 466	0	13 620
8440901000	Parts of book binding & sewing machineselectrically operated mac	361	1 770	96 535	151 252
8440902000	Parts of book binding & sewing machinesnot electrically operated	0	25	0	5 501
8441101000	Cutting paper machines, electrycallyoperated	415 042	1 936 652	4 807 374	13 914 558
8441102000	Cutting paper machine, not electrycallyoperated	40 889	134 895	191 182	735 627
8441201000	Machine for making bags,sacks/ envelopeselectrically operated	27 038	128 732	193 493	2 237 799
8441202000	Machine for making bags,sacks/ envelopesnot electrically operate	875	21 992	11 936	112 101
8441301000	Elect mach oth than by moulding for make cartons,boxes,cases,tul	287 978	752 023	3 215 836	7 133 565
8441302000	Not elect mach oth than by moulding formake cartons,boxes,cases	0	58 228	0	500 222
8441401000	Machines for moulding articles in paperpulp,paper/ paperboard,elk	18 765	38 448	85 800	953 855
8441402000	Machines for moulding articles in paperpulp, paper/ paperboard, n	2 600	7 137	11 750	17 599
8441801000	Oth machinery for making up paper pulp,paper/ paperboard,electr	94 553	884 586	957 915	20 460 398
8441802000	Oth machinery for making up paper pulp,paper/ paperboard,not el	24 705	63 612	435 067	1 656 153
8441901000	Part of machin for mak up paper pulp,paper/ paperboa,cutting ma	98 615	458 095	2 589 994	10 297 178
8441902000	Parts of machin for mak up paper pulp,paper/ paperboa,cutting ma	11 679	53 499	157 765	373 328
8442301000	Electric machine,app&equip for preparing/ making plates,cylinders	15 875	180 329	451 506	3 070 840



I.3. IM POR M ENURUT KOM ODITI / IM PORT BY HS COM M ODITY

\*\*\* APRIL/ APRIL 2014 \*\*\*

H S	Uraian Komoditi Commodity Description	Berat Bersih / Net Weight (Kg)		Nilai / Value C.I.F (US\$)	
		Bulan ini Current Month	Kumulatif Cum. Jan. to date	Bulan ini Current Month	Kumulatif Cum. Jan. to date
8442302000	Non electric machine,app&equ for prepare/ making plates,cylinder	4 462	28 326	71 747	310 698
8442401000	Parts,of electric machine,app&equip forprepare/ making plates,cyl	23 241	127 262	457 390	1 514 347
8442402000	Parts, Non electric machine,app&equ forprepare/ making plates,cy	1 688	16 140	73 228	374 244
8442500000	Plate,cyls&oth.print comp.plates,cyl & lithograph stones,prepared	104 920	364 569	2 072 991	4 712 923
8443110000	Ofset printing machinery, reel-fed	92 152	306 341	1 921 201	5 591 030
8443120000	Ofset printing machinery, sheet - fed,office type (use sheet<22x36	7 819	65 261	22 375	145 864
8443130000	Oth er offset printing machinery	168 530	1 172 419	2 628 917	19 933 689
8443140000	Letterpress printing machine, reel-fed,excluding flexographic print	1 361	106 711	34 112	1 949 620
8443150000	Letterpress printing machine, other than reel fed, excluding flexog	0	32 179	0	121 665
8443160000	Flexographic printing machinery	121 722	359 244	988 050	3 551 619
8443170000	Gravure printing machinery	101 829	216 623	5 153 624	10 291 762
8443190000	Other printing machine use for print bymeans of plates, cylinder&	24 526	293 551	344 150	4 427 651
8443311010	Printer-copier,ink-jet,color,capable ofconnecting to a data machin	320 072	1 735 741	4 491 683	22 763 748
8443311090	Printer-copier,ink-jet proces,no color,capable of connect to data m	13 310	106 877	73 135	619 983
8443312010	Printer-copier,laser proces,color, capable connect to data mach/n	42 246	95 426	1 723 413	3 346 849
8443312090	Printer-copier,laser proces,no color, capable connect to data mach	31 644	156 684	623 216	3 698 639
8443313010	Combination printer-copier-facs machine, color,connect to data m	111 798	741 993	2 012 005	10 147 358
8443313090	Combination printer-copier-facs machine, no color,connect to dat	65 950	268 331	1 352 043	5 575 093
8443319010	Oth mach which perform >= 2 function ofprinting,copying/facsimil	42 918	50 690	506 543	805 256
8443319090	Oth mach which perform >= 2 function ofprinting,copying/facsimil	42 060	102 686	779 499	2 464 653
8443321010	Dot matrix printer,color,capable connect to data machine/ networl	1 005	1 022	29 707	31 825
8443321090	Dot matrix printer,no color,capable ofconnect to data machine/ne	46 892	266 179	1 172 088	7 239 046
8443322010	Ink-jet printer,color,capable of connect to a data machine/networl	383 780	1 889 582	6 922 170	32 793 630
8443322090	Ink-jet printer,no color,capable connect to a data machine/networ	11 964	44 921	584 773	2 655 965
8443323010	Laser printer,color,capable of connectto a data machine/network	53 307	136 092	914 843	2 279 801
8443323090	Ink-jet printer,no color,capable connect to a data machine/networ	94 717	309 681	1 251 457	4 240 992
8443324000	Facsimile machine capable of connect toa data machine/network	12 776	65 517	221 279	1 077 059
8443325010	Screen printing machinery,color, for the manufacture pcb/pwb,	0	25 785	0	434 767
8443325090	Screen printing machinery,no color, forthe manufacture pcb/pwb,	8 571	39 508	112 083	286 887
8443326000	Plotters	20 540	34 632	83 421	151 849
8443329010	Other printing machine,color,capableconnect to data machine/net	7 217	16 537	510 931	1 028 068
8443329090	Other printing machine,no color,capable connect to data machine,	22 917	93 856	964 055	5 119 172
8443391900	Electros Photocopy,no color, by reproduc original image direct ont	17 827	573 580	37 737	858 253
8443392010	Electrostat photocopy ,color,by reproduc original image in-direct c	2 287	2 287	63 391	63 391
8443392090	Electros photocopy ,no color,by reproduc original image in-direct c	39 019	527 884	206 950	1 211 652
8443393090	Oth photocopy apparatus incorporating an optical system,no color	0	1 152	0	5 200
8443394010	Ink-jet printer, color, not capable ofconnect to network	0	1 092	0	10 878
8443394090	Ink-jet printer,not color,not capable of connect to network	79	500	1 658	2 672
8443399010	Laser printer , color, not capable ofconnect to network	0	8	0	3 154
8443399090	Laser printer ,not color,not capable of connect to network	4 020	11 977	106 338	251 060
8443910000	Part & accessori of print machinery used for print by component o	1 009 684	3 253 246	53 477 551	172 322 981
8443991000	Part & accessori of screen print machi-nerly for manufact of print c	3 109	9 628	94 881	502 988
8443992000	Ink-filled printer cartridges	146 308	585 568	9 452 273	36 353 822
8443993000	Paper feeders and sorters	4 805	18 621	396 094	1 243 440
8443999000	Oth part & accessori of screen printingmachinery	288 327	994 201	9 553 556	31 623 833
8444001000	Mach for extrude,texture/cut man-madetextile material,electric op	64 113	803 448	238 915	13 208 304
8444002000	Mach for extrude,texture/cut man-madetextile material,not electr	60	1 916	1 097	113 311
8445111000	Carding machines,electrically operated , for preparing textil fibres	485 247	798 807	4 599 512	7 978 586
8445112000	Carding machines, not electricallyoperated, for preparing textil fib	0	190	0	844
8445121000	Combing machines, electrically operated, for preparing textil fibre:	51 927	122 761	915 033	2 608 233
8445131000	Drawing/ roving machines, electricallyoperated, for preparing texti	233 631	477 496	2 479 343	5 345 119
8445132000	Drawing/ roving machines, not electricall operated, for preparing t	0	2 186	0	17 857
8445191000	Other machines for preparing textilefibres; electrically operated	259 065	657 289	1 659 835	5 232 378
8445192000	Other machines for preparing textilefibres; not electrically operate	5 700	5 700	23 765	23 765
8445201000	Textile spinning machines; electricallyoperated	723 979	2 204 304	7 834 519	22 279 499
8445202000	Textile spinning machines,not electrical operated	6	924	2 358	19 673
8445301000	Textile doubling/twisting machines;electrically operated	264 366	513 188	1 549 539	2 329 541
8445401000	Textile winding(including weft-winding)or reeling machin,electrica	518 686	958 558	15 055 891	22 012 233
8445402000	Textile winding (including weft-winding)or reeling machine,not ele	319	1 452	5 017	14 277
8445901000	Mach for prepring textile yarns to usedweaving/ knitting/ stich bon	160 988	417 456	1 268 829	4 872 865
8445902000	Mach for prepring textile yarns to usedweaving/ knitt/ stich bond,n	16	22	4 579	17 353
8446101000	Machines for weaving fabricsof a width ? 30 cm, electric operated	25 303	78 888	83 806	697 146
8446210000	Power looms	67 971	428 425	129 600	586 515
8446290000	Machines for weaving fabricsof a width >30 cm,shuttle type	233 939	747 063	1 020 494	6 576 676
8446300000	Machines for weaving fabricsof a width >30 cm, shuttleless type	509 460	1 703 590	5 519 080	16 491 581
8447111000	Circular knitting mach,cylinderdiamtr ? 165 mm, electrically opera	127 796	391 830	1 656 377	4 329 099

I.3. IM POR M ENURUT KOM ODITI / IM PORT BY HS COM M ODITY

\*\*\* APRIL/ APRIL 2014 \*\*\*

H S	Uraian Komoditi Commodity Description	Berat Bersih / Net Weight (Kg)		Nilai / Value C.I.F (US\$)	
		Bulan ini Current Month	Kumulatif Cum. Jan. to date	Bulan ini Current Month	Kumulatif Cum. Jan. to date
844712000	Circular knitting mach,cylinderdiamtr ? 165 mm,not electric opera	14 150	19 163	35 325	61 575
8447121000	Circular knitting mach,cylinderdiamtr >165 mm, electrically operat	121 581	338 240	2 112 618	4 279 481
8447122000	Circular knitting mach,cylinder diamtr>165 mm,not electrically op	1	1	10	10
8447201000	Flat knitting & stitch bonding machine,electrically operated	129 880	454 002	1 399 295	5 107 400
8447202000	Flat knitting & stitch bonding machine,not electrically operated	21 050	69 855	75 623	725 648
8447901000	Machines for making gimped yarn,tulle,lace& mach for tufting,elec	271 218	963 961	2 096 808	7 225 613
8447902000	Machines for making gimped yarn,tulle,lace& mach for tufting,not	19 411	59 677	33 031	223 870
8448111000	Dobbies & jacquards, card reducing,copying,puching/ ass mach, ele	39 548	162 797	343 916	1 809 071
8448112000	Dobbies & jacquards, card reducing,copying,puching/ ass mach,not	1 490	1 834	25 882	35 043
8448191000	Auxiliary mach for use extruding/preparetextile/weave/knitt, elect	44 032	136 476	334 616	1 647 402
8448192000	Auxiliary mach for use extruding/preparetextile/weave/knitt, not e	177	12 853	11 189	153 978
8448200000	Parts&accessories of machines for extrud/their auxiliary machiner	29 678	168 983	944 921	5 173 070
8448310000	Card clothing	29 833	114 398	646 113	1 978 602
8448320000	Parts & access of mach for preparingtextile fibres,other than card	9 364	184 429	261 540	1 270 066
8448330000	Spindles, spindle flyers,spinning rings,and ring travellers	34 021	76 740	1 071 328	2 591 761
8448390000	Oth parts & access of mach of preparingtextile fibres/their auxiliar	286 119	803 845	4 021 230	12 070 578
8448420000	Reeds for looms, healds & heald-frames	25 556	79 615	396 112	1 398 752
8448491000	Shuttles,elect operated mach,use withmachines for extruding & kr	1 851	5 474	72 046	279 653
8448499100	Oth parts& acces, elect operated,use withmachines for extruding &	118 660	271 731	837 358	2 665 450
8448499200	Parts&accs of non-elect operated, usemachines for extruding & kn	8 015	31 209	239 035	930 035
8448510000	Sinkers, needles&other articles used informing stitches	11 417	47 022	647 143	2 694 859
8448590000	Othe parts&accessories of mach forknitting/their auxiliary machin	31 021	175 531	664 842	2 398 021
8449001000	Mach for the manufacture/finishingof felt/ nonwovens,electrically	2 301	291 842	49 043	3 162 763
8449002000	Mach for the manufacture/finishingof belt/ nonwovens, not elect c	10	50	260	12 172
8450111000	Household/laundry-type washing machines;fully-automatic mach;	77 900	397 895	293 281	1 525 228
8450119000	Household/laundry-type wash machines;fully- automatic machine	1 129 622	8 217 122	4 417 261	31 973 479
8450120010	Household/laundry-type wash machines;built-in centrifugal drier,c	29 762	592 907	102 648	2 202 484
8450120020	Household/laundry-type wash machines;built- in centrifugal drier,	418 006	4 034 437	1 264 654	13 674 612
8450191020	Other household/laundry-type wash machindry linen capacity > 6 l	0	19 484	0	72 636
8450199020	Other household/laundry-type wash machindry linen capacity > 6 l	355	1 208	2 378	6 542
8450200000	Household/laundry-type washing machines;a dry linen capacity >1	258 972	1 448 499	1 018 156	6 237 306
8450901000	Parts of mach of dry linencapacity > 10 kg	31 922	80 157	130 454	331 543
8450902000	Parts of mach of dry linen, full auto,with buil-in centrifugal drier,c	662 270	1 878 237	2 371 268	6 531 233
8451100000	Dry-cleaning machines	8 843	106 397	30 095	728 408
8451210000	Drying machines,each of a dry linencapacity not exceeding 10 kg	17 175	118 876	83 986	525 352
8451290000	Drying machines,each of a dry linencapacity exceeding 10 kg	77 325	452 244	647 164	2 782 326
8451301000	Ironing machines and presses(including fusing presses)	57 664	70 242	278 072	491 221
8451309000	Ironing machines and presses(including fusing presses)	61 072	214 315	582 830	2 062 875
8451400000	Washing, bleaching/dyeing machines	285 712	840 170	3 223 947	9 642 737
8451500000	Mach. for reeling,unreeling,folding,cutting/pinking textile fabrics	47 638	336 405	774 424	4 093 597
8451800010	Other machinery exclude washing machfor laundry ; for domestic	493	2 072	11 287	16 312
8451800090	Other machinery exclude washing machfor laundry ; for domestic	384 870	1 570 109	3 343 040	19 912 951
8451901100	Parts of drying machines witha dry linen capacity ? 10 kg	8 482	25 228	17 582	48 737
8451901900	Parts of drying machines witha dry linen capacity ? 10 kg	9 343	14 473	78 365	162 851
8451909000	Parts of drying machines witha dry linen capacity > 10 kg	69 095	189 585	551 169	1 911 220
8452100000	Sewing machines of the household type	242 408	726 440	891 985	2 916 068
8452210000	Sewing machines;automatic units	267 264	1 123 162	2 871 596	12 063 076
8452290000	Sewing machines;not automatic units	786 939	2 264 695	8 100 237	23 456 499
8452300000	Sewing machine needles	2 376	56 335	45 956	443 339
8452901100	Arm,bed,stand,flywheel,belt guard;pedals of sewing mach of hous	7 939	34 283	17 515	69 385
8452901200	Furniture, bases and covers for sewingmachines and parts there of	11 436	101 934	48 874	286 491
8452901900	Oth part of sewing mach of machineryof sewing machines of hous	74 988	179 093	447 350	927 564
8452909110	Arms beds,foot & pedals of mach excludeof sewing machines of hc	27	72	305	2 929
8452909190	Other parts of sewing mach of machineryof sewing machines of hc	6 987	45 001	33 162	403 557
8452909200	Furniture, bases and covers for sewingmachines and parts thereof	14 954	34 743	269 509	647 596
8452909900	Other parts of sewing mach of machineryexclude sewing mach of l	157 015	523 642	307 271	1 072 237
8453101000	Machinery for prepare,tanning/ work hides, skins/leather, elect op	8 885	88 517	102 125	861 370
8453102000	Machinery for prepare,tanning/ work hides, skins/leather, not elec	0	4 081	0	32 200
8453201000	Machinery for making/repairing footwear,electrically operated	340 554	780 894	3 162 103	7 826 813
8453202000	Machinery for making/repairing footwear,not electrically operatec	10 384	126 006	100 366	1 139 287
8453801000	Other Mach for make/ repaire footwear,notsewing machine,electri	553 190	1 242 403	3 653 580	9 151 562
8453802000	Other Mach for make/ repaire footwear,notsewing machine,not el	147	4 454	200	8 932
8453900000	Parts of machinery for preparing,tanningworking hides, skins, leatl	47 047	235 863	706 345	3 440 066
8454100000	Converters	12 394	387 155	333 964	1 389 056
8454200000	Ingot moulds and ladles	101 426	396 354	1 789 194	6 181 700
8454300000	Casting machines	337 333	2 461 566	5 106 173	32 530 376

I.3. IM POR M ENURUT KOM ODITI / IM PORT BY HS COM M ODITY

\*\*\* APRIL/ APRIL 2014 \*\*\*

H S	Uraian Komoditi Commodity Description	Berat Bersih / Net Weight (Kg)		Nilai / Value C.I.F (US\$)	
		Bulan ini Current Month	Kumulatif Cum. Jan. to date	Bulan ini Current Month	Kumulatif Cum. Jan. to date
8454900000	Parts of converter, ladles, ingot moulds, casting mach for metellur	253 207	997 587	2 091 770	8 784 524
8455100000	Tube mills	14 235	38 485	71 404	193 448
8455210000	Rolling mills,hot/combination hot & cold	70 349	3 976 008	958 738	4 066 212
8455220000	Rolling mills, cold	81 401	271 576	341 458	1 087 849
8455300000	Rolls for rolling mills	973 264	2 101 482	4 467 020	9 274 661
8455900000	Other parts of metal-rolling millsand rolls therefor.	941 353	3 285 774	7 269 838	14 194 564
8456100000	Mach tool for work any material byremoval material,operat by las	28 867	140 397	619 760	2 453 817
8456200000	Machines tool for work any material byremoval material,operat by	6 669	17 371	512 606	937 039
8456300000	Machines tool for work any material byremoval material,electro-d	87 971	208 752	1 281 544	3 923 809
8456901000	Mach tool for mnfact of printed circuit,numerical control,by plasm	10 723	27 051	200 609	343 191
8456902000	Wet proces equip for the application byimmersion of electrochem	2 519	34 355	32 362	297 796
8456909000	Oth mach tool for work any materialby other operating processes	42 213	237 403	330 417	3 400 662
8457100000	Machining centres	440 808	1 968 643	9 534 708	44 586 703
8457200000	Unit construction machines(single-station)	30 229	50 502	1 437 240	2 200 746
8457300000	Multi-station transfer machines	5 632	46 960	58 526	679 919
8458110000	Horizontal lathes, for removing metalnumerically controlled	263 614	1 155 821	4 556 209	26 920 224
8458191000	Horizontal lathes, for remove metal,bed-spidle ctr not excd? 300m	55 087	158 456	245 792	874 230
8458199000	Horizntal lathes, for remove metal, bed-spidle cntrl not excd>300m	199 805	848 487	775 509	5 053 789
8458910000	Other lathes,for removing metalnumerically controlled	46 860	191 234	229 554	4 219 473
8458991000	Oth lathes,for remove metal,not numericcntrl,spidle ctr-bed not e	1 025	12 037	2 509	520 542
8458999000	Oth lathes,for remove metal,not numericctrl, spidle cetnre-bed no	98 332	998 923	1 465 213	17 534 877
8459101000	Way-type unit head machines,electrically operated	88 936	208 522	1 988 207	3 921 915
8459102000	Way-type unit head machines,not electrically operated	227	2 315	4 758	42 607
8459210000	Drilling machines,numerically controlled	44 652	141 865	1 266 188	4 331 765
8459291000	Drilling machines,electrically operated	137 213	524 162	1 534 283	4 614 199
8459292000	Drilling machines, not electricallyoperated	2 345	17 380	24 683	129 589
8459310000	Boring-milling machines, not horizontallathes,numerically controll	13 400	81 417	154 824	2 776 166
8459391000	Boring-milling machines,electricallyoperated, not horizontal lathes	8 830	30 362	95 224	283 644
8459392000	Boring-milling machines, not electricaloperated not horizontal lath	10 412	25 981	106 713	171 749
8459401000	Boring machines, electrically operated	52 774	112 028	316 320	1 746 987
8459402000	Boring machines, not electrical operated	3 512	71 351	16 778	630 191
8459510000	Milling machines, knee-type, numericallycontrolled	0	7 834	0	30 182
8459591000	Milling machines, knee-type,electrically operated	8 490	85 958	157 315	485 394
8459592000	Milling machines, knee-type,not electrically operated	6 274	6 378	21 890	23 682
8459610000	Other milling machines, numericallycontrolled	5 464	51 801	235 404	712 656
8459691000	Other milling machines, electricallyoperated	21 694	154 213	52 970	1 568 289
8459692000	Other milling machines, not electricallyoperated	339	339	1 723	1 723
8459701000	Other threading/tapping machines,electrically operated	8 095	167 351	135 271	2 629 793
8459702000	Other threading/tapping machines,not electrically operated	2 137	23 350	11 625	37 153
8460110000	Flat-surface grinding mach,an accurof at least 0.01 mm,numeric cc	12 577	62 130	89 108	1 699 513
8460191000	Other flat-surface grinding mach,anaccur at least 0.01 mm, elect o	81 329	176 148	2 373 054	3 705 373
8460192000	Oth flat-surface grinding mach,an accurat least 0.01 mm, not elect	485	12 419	12 052	213 741
8460210000	Other grinding mach,an accuracy of atleast 0.01 mm,numerically c	92 609	284 632	3 371 810	9 351 105
8460291000	Other grinding mach,an accuracy of atleast 0.01 mm, electrically o	26 067	242 950	96 604	5 177 225
8460292000	Other grinding mach,an accur at least0.01 mm, not electric operat	18 332	46 094	81 797	253 384
8460311000	Machine tools, numeric controlled, forsharpen carbide diamet ? 3.	9 492	31 719	373 332	527 121
8460319000	Oth sharpening (tool/cutter grinding)machines,numerically contro	26 588	74 725	104 356	444 944
8460391000	Oth sharpening (tool/cutter grinding)machines, electrically operat	15 349	50 934	126 370	675 849
8460392000	Oth sharpening (tool/cutter grinding)machines, not electrically ope	579	4 605	3 267	82 032
8460401000	Honing/lapping machines,electrically operated	13 322	72 116	314 098	3 006 163
8460402000	Honing/lapping machines,not electrically operated	1 906	2 409	14 736	94 411
8460901000	Other machine-tools for deburring,abrasives/ polishing products, e	92 616	228 134	2 160 367	3 404 662
8460902000	Other mach-tools for deburring,abrasives/ polishing products, not	12 441	17 309	31 662	109 217
8461201000	Shaping/slotting machines,electricallyoperated	47 925	209 255	331 070	2 945 566
8461202000	Shaping/slotting mach,not electricallyoperated	10 819	18 135	64 496	102 587
8461301000	Broaching mach,electrically operated	5 639	40 041	344 808	1 722 055
8461302000	Broaching mach,not electric operated	0	24	0	3 784
8461401000	Gear cutting,gear grinding/ gearfinishing mach electric operated	10 198	254 503	56 902	8 684 144
8461402000	Gear cutting,gear grinding/ gearfinishing mach not electric operate	0	429	0	1 091
8461501000	Sawing/cutting-off machines,electrically operated	143 375	527 036	1 394 949	4 784 160
8461502000	Sawing/cutting-off machines,not electrically operated	25 551	73 197	83 365	314 846
8461901100	Planing machines,electric operated	2 259	7 128	3 432	115 425
8461901900	Other planing machines,electric operated	32 960	242 272	110 309	3 151 302
8461909100	Other planing machines,not electricoperated	0	10	0	3 122
8461909900	Other mach-tool work by removing metalor cerments, not electric	29 148	132 298	69 439	519 944
8462101000	Forging/die-stamping machines (incl pres& hammers, electric ope	2 141 423	13 556 889	20 707 447	109 768 466

I.3. IM POR M ENURUT KOM ODITI / IM PORT BY HS COM M ODITY

\*\*\* APRIL/ APRIL 2014 \*\*\*

H S	Uraian Komoditi Commodity Description	Berat Bersih / Net Weight (Kg)		Nilai / Value C.I.F (US\$)	
		Bulan ini Current Month	Kumulatif Cum. Jan. to date	Bulan ini Current Month	Kumulatif Cum. Jan. to date
8462102000	Forging/die-stamping machines (incl pres&hammers,not electric o	485	67 843	39 296	346 574
8462210000	Bend,fold,straighten/flattening machine(incl pres),numeric cntr	228 910	647 009	3 066 991	7 701 973
8462291000	Bend,fold,straighten/flattening machine(incl pres),unnumeric cntr	376 372	1 391 712	2 417 216	9 966 937
8462292000	Bend,fold,straighten/flattning mach(incl pres),unnumeric cntrl,nt e	171 329	240 636	1 033 681	1 296 817
8462310000	Shearing machine (incl press),oth thancombine punching mach,nu	48 769	985 222	885 453	4 899 121
8462391000	Shearing mach (incl press),oth than binepunching mach,numeric c	864 627	1 386 434	6 362 381	9 634 353
8462392000	Shearing mach (incl press),oth than binepunch mach,not electric o	2 227	82 576	17 687	305 029
8462410000	Punching/ notching mach,incl comb punch & shearing mach,numeri	16 188	390 562	98 570	2 277 367
8462491000	Punching/ notching mach,incl comb punch & shearing mach,not nu	66 241	354 561	671 684	1 788 113
8462492000	Punching/ notching mach,incl comb punch & shear mach,not numri	6 677	17 764	75 623	133 408
8462910000	Hydraulic presses	122 934	995 360	1 051 114	7 205 353
8462991000	Mach for manufac of boxes,cans & similarcontain of tin plate, elec	82 632	346 662	1 007 429	1 890 466
8462992000	Mach for manufac of boxes,cans containtin plate,not electrically o	13 967	70 963	102 540	299 888
8462995000	Oth machine for working metal by forging,hamming,electrically op	233 889	2 287 049	1 414 864	11 283 859
8462996000	Oth machine for working metal by forging,hamming,not electricall	109 238	189 765	424 825	839 639
8463101000	Draw-benches for bars,tube,profile,wire,or the like, electrically op	56 714	277 549	103 209	2 432 354
8463102000	Draw-benches for bars,tube,profile,wire,or the like, not electrically	1 083	56 071	440	188 211
8463201000	Thread rolling machines, electricallyoperated	4 756	1 966 229	62 558	6 450 808
8463202000	Thread rolling machines,not electricallyoperated	0	20 019	0	18 027
8463301000	Machines for working wire,electricallyoperated	91 085	742 442	967 734	8 530 622
8463302000	Machines for working wire,not electrically operated	10	16 488	8 386	103 227
8463901000	Oth mach tool for work metal/ cerments,without remove material.	61 862	366 177	2 184 575	6 213 459
8463902000	Oth mach tool for work metal/ cerments,without remove material.	225	34 745	3 065	325 825
8464101000	Sawing machines, electrically operated	1 665	187 286	2 210	965 401
8464102000	Sawing machines,not electrical operated	21	224	8 542	11 285
8464201000	Grinding/polishing machines,electrically operated	100 658	210 284	520 207	1 122 737
8464202000	Grinding/polishing machines,not electrically operated	0	1 539	0	6 414
8464901000	Oth mach tool for work stone,ceramics/like mineral material,elect	193 025	1 020 219	2 366 204	7 761 460
8464902000	Oth mach tool for work stone,ceramics/like mineral material,not e	41 513	102 212	196 261	369 087
8465100000	Mach, can carryout diffrnt type oprationwithout tool charge for su	66 040	391 408	170 329	3 658 407
8465911000	Sawing machines for scoring PCB/ PWB's electrically operated	1 939	25 306	39 848	616 683
8465912000	Other sawing mach for scoring PCB/ PWB's, electrically operated	130 785	677 475	578 887	3 317 008
8465919000	Other sawing mach for scoring PCB/ PWB's, not electrically operat	66 648	225 215	238 168	934 703
8465921000	Mach tools for routing PCB/ PWB'ssubstrates,shank dmtr ? 3.175 n	3 305	14 196	87 713	127 286
8465922000	Oth planing,milling/ moulding(by cutting) mach,electrically operate	157 769	1 544 648	806 534	2 279 375
8465929000	Oth planing,milling/ moulding(by cutting)machines,not electric ope	30 102	178 869	124 819	1 015 314
8465931000	Grinding, sanding/polishing machines,electrically operated	196 273	396 719	1 672 927	3 092 091
8465932000	Grinding, sanding/polishing machines,not electrically operated	28 414	34 387	65 981	88 264
8465941000	Bending/ assembling machines,electrically operated	15 700	67 490	363 521	1 323 925
8465942000	Bending/ assembling machines,not electrically operated	0	5 898	0	39 994
8465951000	Drilling mach for manufac PCB/ PWB's ,with a spindle speed > 50.0	2 003	2 379	5 688	51 967
8465953000	Other drilling/ morticing machines,electrically operated	96 190	247 286	176 844	846 943
8465959000	Other drilling/ morticing machines,not electrically operated	4 913	47 833	61 253	421 995
8465961000	Splitting, slicing/paring machines,electrically operated	143 612	632 792	1 917 074	3 223 526
8465962000	Splitting, slicing/paring machines,not electrically operated	18 057	72 333	43 620	168 704
8465993000	Other machine tools, lathes,eletrically operated	49 220	69 309	278 111	416 417
8465994000	Other machine tools, lathes,not eletrically operated	7 119	20 181	26 260	152 820
8465995000	Mach for deburring surfaces ofPCB/ PWB's, for scoring laminati pre	53 602	118 269	612 754	1 289 881
8465996000	Other mach-tools for nailing,stapling,glueing/ otherwise assemb,el	315 319	937 042	5 373 885	8 775 730
8465999000	Other mach-tools for nailing,stapling,glueing/ otherwise assemb,nc	99 146	409 985	654 750	2 392 395
8466101000	Tool hold.self-open dieheadsfor 8456.90,8460.31,8465.91,8465.92	16 823	41 417	328 624	1 048 429
8466109000	Oth tool holders & self-opening dieheads	34 527	154 749	1 297 226	5 404 673
8466201000	Work holders for sub 8456.99, 8460.31,8465.91, 8465.92, 8465.95	54 993	95 906	844 745	1 260 658
8466209000	Oth work holders for other machine tools	40 696	777 877	1 423 505	5 274 590
8466301000	Dividing h,special attachm 8456.99,8460.31,8465.91,8465.92,846	1 406	10 255	21 492	383 511
8466309000	Dividing h,not for attachm sub 8456.99,8460.31,8465.91,8465.92.	17 033	53 839	772 174	1 819 419
8466910000	Parts& acces suitable for machineof heading 84.64-84.65	35 037	252 267	256 002	1 567 143
8466921000	Parts& acces suitabl for mach 8465. 91.10,8465.92.10,8465.95.10,	9 916	70 195	40 852	212 914
8466929000	Parts & acces suitable for machof otherheading 84.65	73 452	247 529	989 407	3 722 111
8466932000	Parts& acces suitabl for mach 8456. 99.20,8456.99.30,8456.99.40&	1 271	16 936	20 467	457 146
8466939000	Parts& acces suitable for mach of otherheadings 84.56 to 84.61	176 414	813 410	6 043 434	14 189 163
8466940000	Oth parts & acces suitable for machinesother headings 84.56 to 84	280 038	869 116	7 580 748	22 731 929
8467110000	Tool for work in the hand,pneumatic,rotary type (incl rotary percu	16 595	54 752	596 661	2 340 495
8467190000	Tool for working in the hand,pneumatic,in other type	51 133	236 405	230 817	2 069 736
8467210000	Drills of all kinds with self containedelectric motor	260 893	948 257	1 599 592	4 421 827
8467220000	Saws with self contained electric motor	98 854	340 977	603 324	1 917 599

I.3. IMPOR MENURUT KOMODITI / IMPORT BY HS COMMODITY

\*\*\* APRIL/ APRIL 2014 \*\*\*

HS	Uraian Komoditi Commodity Description	Berat Bersih / Net Weight (Kg)		Nilai / Value C.I.F (US\$)	
		Bulan ini Current Month	Kumulatif Cum. Jan. to date	Bulan ini Current Month	Kumulatif Cum. Jan. to date
8467290000	Oth tool for working in the hand,with self-contained electric moto	811 558	3 410 300	2 672 159	10 555 757
8467810000	Chain saws	120 788	587 019	770 437	1 902 624
8467890000	Oth tool for working in the hand,with self-contained non-electric n	78 851	266 423	220 465	1 605 410
8467911000	Part of chain saw,of elect-mechanic forwork in hand,self-cont. elec	13	10 739	625	20 035
8467919000	Part of chain saw,of elect-mechanic forwork in hand,self-cont. non	153 674	683 080	396 542	1 462 894
8467920000	Parts of pneumatic tools	10 393	30 648	161 556	509 122
8467991000	Part of hydraulic tool,of goodswith self-contained electric motor	59 481	184 037	166 957	395 999
8467999000	Part of hydraulic tool,of goodsnot with self-contained electric mot	94 164	398 396	348 681	1 279 322
8468100000	Hand-held blow pipes	0	3 438	0	13 892
8468201000	Hand-operated gas welding, brazing/cutting appliances for metal	87 285	372 455	673 541	1 648 877
8468209000	Other gas-operated machinery & apparatus	65 468	188 688	1 028 385	2 327 168
8468800000	Other machinery and apparatus	20 236	218 260	132 943	1 541 877
8468901000	Parts of goods of hand-held blow pipes	166 501	306 570	255 574	597 408
8468902000	Parts of goods of hand-operat gas weldbrazing/cutting appliances	5 655	33 185	88 771	363 263
8468909000	Oth parts of not hand blow pipe/ oprtdgas welding, braze/cut appl	99 530	505 213	676 975	4 219 616
8469009010	Automatic typewriters	1 132	4 530	16 019	72 295
8469009090	Non automatic typewrites	1 164	7 121	23 145	61 981
8470100000	Electronic calculators capable of operwithout an extnl source elect	81 614	220 183	318 367	974 538
8470210000	Electronic calculating machinesincorporating a printing device	1 584	6 140	24 934	116 521
8470290000	Other electronic calculating machines	17 745	65 005	162 167	660 591
8470300000	Other calculating machines	103 817	386 819	485 709	1 891 389
8470500000	Cash registers	53 335	187 163	1 895 787	6 118 689
8470901000	Postage-franking machines	0	12 290	0	21 428
8470902000	Accounting machines	738	983	1 646	3 488
8470909000	Mach for pocket-size data record, reprod,display mach with calcul	7 362	7 460	10 311	19 249
8471301000	Palmtop & personal digital assistants(PDAs)	368	7 024	238 209	1 789 748
8471302000	Laptops incl notebooks and subnotebooks	1 055 233	3 768 168	82 642 243	288 394 386
8471309000	Oth portable digital automatic dataprocmach,weigh not more than	278 677	1 050 766	47 464 040	173 395 702
8471411000	Personal computers excluding portable	109 464	423 907	4 267 964	21 544 846
8471419000	Other digital automatic data processingmachines	34 605	111 809	3 403 442	9 436 906
8471491000	Processing units for personal & portabcomputers,presented in form	110 531	444 371	5 154 609	25 829 824
8471499000	Other digital automatic data proces mach,present in form of syste	27 637	137 524	1 432 813	5 995 501
8471501000	Process units for personal & portab comp,other automatic data pr	226 076	776 714	13 311 302	44 751 084
8471509000	Other digital automatic data proces mach,other automatic data pr	325 473	1 002 924	11 436 430	37 834 293
8471603000	Computer keyboards	74 134	259 659	974 643	2 629 414
8471604000	X-y coordinate input devices,includingmouse,light pens,joystick,tra	99 014	332 706	924 080	2 927 141
8471609000	Other mach input/output units,whether/ not contain storg units sa	30 455	118 991	1 438 148	3 544 964
8471701000	Floppy disk drives	1 373	23 151	15 240	2 321 611
8471702000	Hard disk drives	359 469	1 223 254	15 765 858	44 037 370
8471703000	Tape drives	2 634	6 120	416 007	783 664
8471704000	Optical disk drives,including cd-romdrives,dvd drives & cd-r drives	75 469	277 542	2 714 793	8 843 536
8471705000	Proprietary fmat strge device incldmedia therefor fr automat dt pr	38 277	105 650	5 678 997	15 112 496
8471709100	Automatic backup systems	135	1 889	5 525	133 636
8471709900	Other storage units of digital automaticdata a processing machines	52 390	182 372	3 538 795	9 803 162
8471801000	Control and adaptor units	82 749	238 603	2 330 188	5 266 295
8471807000	Sound card and video cards	8 688	82 273	89 632	432 007
8471809000	Other units of automatic data processingmachines	111 717	368 710	3 794 943	18 262 746
8471901000	Bar code readers	9 238	15 254	571 195	1 429 785
8471902000	Optical character readers,document/image scanners	33 594	295 810	1 018 048	8 852 855
8471909000	Other automatic data processing machines& units thereof	109 754	575 850	5 124 278	17 924 288
8472101000	Duplicating machines, electric operated	557	2 569	11 667	16 133
8472102000	Duplicating machines, not electricallyoperated	2 653	5 414	6 913	15 953
8472301000	Machines for sorting/folding mail/ for inserting mail in envelopes,e	660	4 115	129 228	360 220
8472302000	Machines for sorting/folding mail/ for inserting mail in envelops,nc	26	101	124	244
8472901000	Automatic teller machines	614 855	1 379 900	8 237 431	18 452 987
8472902000	Electronic fingerprint identificationsystems	31 224	74 840	121 298	288 131
8472903000	Other office machines,electrically operated	22 954	238 277	325 893	4 866 494
8472909000	Other office machines,not electrically operated	17 792	88 047	154 407	387 365
8473101000	Printed circuit assembliesfor word- processing machines	2 494	5 235	283 795	351 378
8473109000	Other parts & acces of the mach oftypewriter not printer/word pr	8 748	42 752	552 501	2 055 598
8473210000	Parts & accs of elect calculating; with/without extrnal sources & pr	34	1 058	7 752	34 486
8473290000	Other parts & accses of the machine ofcalculating, reproducing, di	20 566	56 414	297 307	992 098
8473301000	Assembled printed circuit boards	413 204	1 245 895	25 291 135	87 229 384
8473309000	Other parts & acces of the machines ofautomatic data processing	697 057	1 977 356	15 969 084	41 972 891
8473401100	Parts including printed circuit assembfor automatic teller machine	2 650	6 708	254 335	608 176
8473401900	Other parts&access of the mach of othoffice machine,for elect op	8 683	30 185	361 454	1 463 244

I.3. IM POR M ENURUT KOM ODITI / IM PORT BY HS COM M ODITY

\*\*\* APRIL/ APRIL 2014 \*\*\*

H S	Uraian Komoditi Commodity Description	Berat Bersih / Net Weight (Kg)		Nilai / Value C.I.F (US\$)	
		Bulan ini Current Month	Kumulatif Cum. Jan. to date	Bulan ini Current Month	Kumulatif Cum. Jan. to date
8473402000	Other parts&access of the mach of othoffice machine,for non elec	58	724	22 790	91 594
8473501100	Parts&access suitable for use with machauto data procc mach & u	2 417	27 401	181 828	555 824
8473501900	Part&acc suitabl for use mach typewriternot printers&oth office m	8 395	30 195	92 422	260 899
8473502000	Part&acc suitabl for use mach typewriternot print&oth office macl	33	36	1 819	1 835
8474101000	Sorting,screening,separating/washingmachines, electrically operat	330 257	1 240 995	1 665 948	12 625 518
8474102000	Sorting,screening,separating/washingmachines, not electrically op	28 369	109 223	142 006	1 462 645
8474201100	Crushing/grinding machines for stoneelectrically operated	2 055 191	6 353 813	4 891 716	29 926 144
8474201900	Crushing/grinding mach for earth,oresoth mineral substances,elect	618 260	3 870 716	6 645 621	52 335 626
8474202100	Crushing/grinding mach for stonenot electrically operated	38 001	277 533	90 114	436 957
8474202900	Crushing/grinding mach for earth,oresoth mineral substances,not e	79 794	392 089	417 337	1 288 313
8474311000	Concrete/ mortar mixers, electricallyoperated	500 009	2 314 342	1 527 912	8 718 199
8474312000	Concrete/ mortar mixers, not electricallyoperated	333 629	854 059	1 111 464	3 229 543
8474321100	Mach for mixing mineral substances withbitumen,output cap ? 80	175 176	353 216	314 018	678 482
8474321900	Mach for mixing mineral substances withbitumen,output cap > 80	159 279	456 587	255 644	1 090 345
8474322900	Mach for mix mineral substnc wth bitumen,output cap >80 t/h,not	7 772	875 928	130 781	9 243 924
8474391000	Other mixing/kneading machineselectrically operated	297 805	737 083	4 694 887	7 554 559
8474392000	Other mixing/kneading machinesnot electrically operated	0	329 720	0	1 203 226
8474801000	Mach for agglomerating,shaping/ mauldsolid mineral fuels,electric	815 273	5 941 141	2 898 222	27 950 212
8474802000	Mach for agglomerating,shaping/ mouldsolid mineral fuels,not elec	492	118 387	11 319	381 407
8474901000	Parts of mach for sort,creen,separate,wash,crush,grinding&mixing	2 459 423	8 123 622	16 623 563	57 248 039
8474902000	Parts of mach for sort,creen,separate,wash,crush,grinding&mix,nc	118 995	516 437	1 644 638	5 310 600
8475101000	Mach for assembl electric/ electronicclamps tubes/ valves,electric op	9 298	15 078	47 069	105 388
8475102000	Mach for assembl electric/ electronicclamps tubes/ valves,not elect.	529	880	12 627	35 353
8475210000	Machines for making optical fibres andpreforms thereof	2	2	441	441
8475290000	Other machines for manufacturing/ hot working glass/glassware	8 704	105 701	95 263	2 452 571
8475901000	Part of mach for assmb/ mfg elect/ elctrihot work glassware,elect	27 899	87 608	793 087	2 681 281
8475902000	Part of mach for assmb/ mfg elect/ elctrihot work glassware,not e	1 281	2 125	90 086	265 237
8476290000	Other automatic beverage-vendingmachines	1 100	5 868	14 450	143 864
8476810000	Other automatic goods-vending mach,incorporating heating/ refrig	1 800	1 819	14 000	15 267
8476890000	Other automatic goods-vending mach,without heating/ refrigerati	3	5 381	20	103 487
8476900000	Parts of automatic goods-vend machincorpor heating/ refrigerating	53 335	265 888	744 332	4 483 602
8477101000	Injection-moulding machines for mouldingrubber	486 757	2 308 116	4 226 326	18 777 087
8477103100	P.v.c. injection moulding machine	999 505	4 798 162	8 496 445	38 185 643
8477103900	Other injection-moulding machinesfor moulding plastics	164 728	468 764	1 135 474	4 390 942
8477201000	Extruders for extruding rubber	234 367	389 500	486 926	3 466 195
8477202000	Extruders for extruding plastics	226 787	1 927 958	2 059 166	26 444 462
8477300000	Blow moulding machines	267 022	1 204 231	7 975 399	31 148 604
8477401000	Vacuum moulding & other thermo formingfor moulding/forming r	88 438	319 505	966 099	3 266 274
8477402000	Vacuum moulding & other thermo formingfor moulding/forming p	260 968	1 399 327	5 204 549	17 893 113
8477510000	Mach for mould/ retread pneumt tyres,for mould/ othwise forming	236 746	480 432	922 563	5 805 431
8477591000	Other machine for moulding/ otherwiseforming for rubber	348 549	682 355	1 699 535	4 457 344
8477592000	Other machine for moulding/ otherwiseorming for plastics	202 850	760 850	4 088 037	10 294 362
8477801000	Other machinery for working rubber/rubber products, electrically	1 058 391	4 984 289	11 825 786	33 968 176
8477802000	Other machinery for working rubber/rubber products, not electric	146 320	489 419	3 101 973	9 105 075
8477803100	Lamination presses for the manufactrof PCB/PWBs	1 110	37 049	3 360	475 997
8477803900	Other machinery for rubber or plastics,electrically operated	393 884	2 083 251	4 332 337	29 439 046
8477804000	Other machinery for working rubber/ plastic products, not elect op	19 671	140 454	414 944	2 149 730
8477901000	Parts of electrically operatd mach forworking rubber/ products froi	453 111	1 889 440	4 875 848	12 997 404
8477902000	Part of nonelectric opratd mach forworking rubb/ fr the manuf pro	246 404	582 861	4 109 089	8 644 866
8477903200	Pars of lamination pressesfor the manufc of PCB/PWBs	28 108	290 624	174 964	2 010 975
8477903900	Oth Parts not parts of laminationpresses for the manufc of PCB/PV	94 952	135 348	849 629	2 928 730
8477904000	Part of nonelectric opratd mach for workplastic/ for the manuftg p	82 107	294 075	1 182 504	4 185 784
8478101000	Machinery for preparing/ making uptobacco, electrically operated	342 512	1 463 887	33 078 139	105 946 534
8478102000	Machinery for preparing/ making uptobacco, not electrically opera	801	14 575	1 519	139 369
8478901000	Parts of machinery for preparing/ makingup tobacco, electrically op	61 361	430 080	10 188 534	50 271 958
8478902000	Parts of machinery for preparing/ makingup tobacco, not electrical	8 760	28 100	38 278	160 792
8479101000	Machinery for public works,building/ the like electrically operated	241 948	577 873	3 025 961	4 358 772
8479102000	Machinery fr public works,building/ the like not electrically operat	18 781	165 720	286 960	1 621 009
8479201000	Mach for the extract/ preparation ofanimal/ fix vegetabl fat/ oil, ele	1 442 645	11 633 862	13 812 621	59 431 046
8479202000	Mach for the extract/ preparation of animal/ fix vegetabl fat/ oil,not	502 353	2 720 850	1 118 762	4 432 259
8479301000	Presses for the manufacture of particleboard electrically operated	100 351	1 004 998	446 818	4 532 347
8479302000	Presses for the manufacture of particleboard not electrically oper	70 127	84 078	148 367	170 337
8479401000	Rope/ cable making machines,electrically operated	58 878	271 463	899 952	4 435 301
8479402000	Rope/ cable making machines,not electrically operated	862	2 106	2 016	109 278
8479500000	Industrial robots, not elsewherespecified/ included	89 038	562 903	5 046 305	21 886 891
8479600000	Evaporative air coolers	242 804	766 149	3 774 157	7 545 458

I.3. IM POR M ENURUT KOM ODITI / IM PORT BY HS COM M ODITY

\*\*\* APRIL/ APRIL 2014 \*\*\*

H S	Uraian Komoditi Commodity Description	Berat Bersih / Net Weight (Kg)		Nilai / Value C.I.F (US\$)	
		Bulan ini Current Month	Kumulatif Cum. Jan. to date	Bulan ini Current Month	Kumulatif Cum. Jan. to date
8479710000	Passenger boarding bridges of kind use in airports	7	33	2 323	5 117
8479790000	Oth passenger boarding bridges	31 192	68 159	745 371	1 176 103
8479811000	Oth mach&mechanical appliance fortreating metal,electrically ope	251 367	694 939	2 794 140	9 002 270
8479812000	Oth mach&mechanical appliance fortreating mtl,non electrically o	9 302	157 368	127 063	810 257
8479821000	Mixing,kneading,crush,grind,screen,sift,homogenis,& emulsift/ stir	908 497	2 139 684	10 732 547	34 158 081
8479822000	Mixing,kneading,crush,grind,screen,sift,homogenis,& emulsift/ stir	171 213	333 551	4 419 851	7 256 118
8479892000	Machinery for assembling CPU	44 172	198 571	1 009 348	6 829 359
8479893000	Oth mach for assembling CPU daughterboard in plastic case/housi	826 350	2 536 865	30 452 481	76 353 536
8479894000	Oth mach for assembling CPU daughterboard in plastic case/housi	184 939	646 503	7 178 284	22 117 430
8479902000	Part of goods Oth mach for assemblingCPU daughter plastic case/l	16 763	62 128	940 316	3 088 190
8479903000	Part of oth electrically operatedmachine	393 768	3 025 047	8 511 818	31 434 553
8479904000	Part of nonelectrically operatedmachinery	336 339	617 564	3 431 310	10 222 740
8480100000	Moulding boxes for metal foundry	49 893	166 858	1 072 648	3 174 640
8480200000	Mould bases	420 150	1 279 337	4 233 697	13 483 401
8480301000	Moulding patterns, of copper	9 875	22 164	198 054	692 869
8480309000	Moulding patterns, of other material	342 351	1 253 587	5 054 797	24 128 966
8480410000	Moulds for metal/ metal carbidesinjectiononr or compression types	127 959	318 987	2 014 188	6 990 081
8480490000	Moulds for metal/ metal carbidesnot injection or compression type	115 955	517 989	2 153 651	8 784 195
8480500000	Moulds for glass	15 724	48 137	340 995	1 231 183
8480600000	Moulds for mineral materials	950 038	2 805 358	5 222 981	14 240 783
8480711000	Moulds for rubber or plastics, injectionor compression type for fot	180 818	388 561	1 763 292	4 887 989
8480719010	Moulds for rubber or plastics, injectionor compression type for op	0	92	0	3 363
8480719090	Oth moulds for rubber,plastics,injection/ compression type	622 545	2 064 347	12 116 228	41 536 099
8480791000	Mould for rubber,plastics, not injection, compression type for fotw	44 920	145 303	461 796	2 267 294
8480799000	Oth mould for rubber,plastics,not injection , compression type	25 581	70 446	836 089	2 327 898
8481101100	Pres-reduce valve,iron/ steel, manual	67 370	348 153	690 955	2 207 467
8481101900	Pres-reduce valve,iron/ steel,automaticoperate ,5 cm ? internal dia	370 057	950 833	5 518 803	14 939 458
8481102100	Pressure-reducing valves of copper/ copper alloys internal diamtr ?	81 378	317 772	1 956 005	7 341 375
8481102200	Pressure-reducing valves of copper/ copper alloys internal diamtr >	1 551	27 502	29 903	209 315
8481109100	Oth pressure-reducing valves ofplastics 1cm ? internal diamtr > 2.	811	6 872	20 290	110 046
8481109900	Oth pressure-reducing valvesnot of plastics	63 644	174 273	379 615	1 745 181
8481201000	Valve for olehydraulic/ pneumatic tran,manual oprtd, 5 cm ? intl di	3 076	13 953	83 017	599 784
8481202000	Valve for olehydraulic/ pneumatic tran,ofcooper/ cooper aloy, 1cm	3 923	12 488	37 325	103 123
8481209000	Oth valve for olehydraulic/ pneumatic transmissions	143 622	773 884	3 148 404	14 343 261
8481301000	Check (nonreturn) valve of swing check-valve type,40 cm ?inlets in	53 802	248 870	413 353	4 477 260
8481302000	Check (nonreturn) valve,copper/ copperalloy, internal diameter < 2	71 572	97 709	216 347	347 500
8481303000	Check (nonreturn) valve of plastics,10cm ? internal diameter ? 25 (	17	341	550	12 176
8481309000	Other check (nonreturn) valves	413 297	1 450 860	5 083 373	20 654 929
8481401000	Safety/ relief valves of copper/ copperalloy < 2.5cm	15 262	41 571	441 909	1 021 499
8481402000	Safety/ relief valves of plastics10cm ? internal diameter ? 25 cm	1 187	6 004	14 765	74 776
8481409000	Oth safety/ relief valves	169 628	681 341	5 730 505	17 102 102
8481801100	Valves for inner tube of copper/ copperalloys	142 585	735 354	1 411 594	7 184 889
8481801200	Valves for inner tubes of oth materials	346 879	801 042	2 672 943	8 255 009
8481801300	Valves for tubeless tyres of copper/ copper alloys	1 685	4 302	11 770	43 930
8481801400	Valves for tubeless tyresof oth materials	56 202	244 390	561 337	2 994 746
8481802100	Lpg cylinder valv of cooper/ cooper alloyhaving inlet& outlet intl dia	1 465	26 122	6 384	40 051
8481802200	Lpg cylinder valv of cooper/ cooper alloyhaving inlet& outlet intl dia	1 022	16 885	6 921	45 886
8481803000	Cocks/ valves,whether/ not fitted withpiezo elect igniters for gas str	30 366	147 787	1 031 843	2 051 198
8481804100	Soda water bottle valve;gas operat, ofplastic, 1 cm < internal diam	3 875	4 964	39 091	55 810
8481804900	Oth soda water bottle valves;gas operatebeer dispensing units	236 438	1 508 807	2 925 864	9 898 457
8481805100	Mixing tapes and valves,of plastic,1 cm< internal diameter ? 2,5cm	1 912	34 831	15 931	104 058
8481805900	Others mixing tapes and valves	332 112	965 593	1 080 142	5 390 215
8481806100	Water pipeline valve,manual operate,5cm<inlet/ outlet int diamtr '	48 900	154 584	346 004	1 065 964
8481806200	Cast iron gate valve,inlet diamtr? 4cm& cast iron butterfly valve,inl	120 894	585 986	926 106	4 189 446
8481806300	Cast iron gate valve,inlet diamtr<4cm & cast iron butterfly valve,inl	102 958	478 971	1 631 327	10 623 356
8481806400	Hog nipple waterer,of plastics,1 cm ? internal diameter < 2,5 cm	418	7 422	12 533	130 943
8481806500	Other hog nipple waterers	39 341	81 391	408 272	947 960
8481806700	Other nipple joint valves	33 269	76 432	1 137 718	1 827 006
8481807100	Ball valves,of plastics,1 cm ? internal diameter < 2,5 cm	21 595	230 424	329 982	1 316 969
8481807200	Other ball valves	474 665	2 057 318	3 870 182	17 794 981
8481807300	Gate valve,manual operate,of iron/ steel,5cm ?inlet/ outlet interna	435 788	1 666 104	2 230 033	9 893 274
8481807400	Gate valve,manual operate,of iron/ steel,inlet/ outlet internal diam	5 371	42 044	102 912	294 546
8481807500	Manifold valves of plastics,1 cm ? internal diameter < 2,5 cm	4 570	14 673	31 874	100 980
8481807600	Other manifold valves	85 706	490 797	386 971	3 393 680
8481808100	Pneumatic control valve,of plastics, 1 cm ?internal diameter < 2,5	2 350	63 679	63 439	3 100 573
8481808200	Other pneumatic controlled valve	120 936	209 107	3 005 557	5 634 673

I.3. IM POR M ENURUT KOM ODITI / IM PORT BY HS COM M ODITY

\*\*\* APRIL/ APRIL 2014 \*\*\*

H S	Uraian Komoditi Commodity Description	Berat Bersih / Net Weight (Kg)		Nilai / Value C.I.F (US\$)	
		Bulan ini Current Month	Kumulatif Cum. Jan. to date	Bulan ini Current Month	Kumulatif Cum. Jan. to date
8481808300	Oth valve of plastic,inlet diamtr>=1cm, outlet diamtr ? 2,5 cm	15 205	48 658	25 498	97 431
8481808400	Oth valve of plastic,inlet diamtr>=1cm, outlet diamtr > 2,5 cm	1 407	39 818	36 888	1 318 719
8481808700	Fuel cut-off valve plastic for vehiclefor transport of persons/goods	1 549	18 644	40 196	155 682
8481808800	other fuel cut-off valve plastic forvehicle for transport of persons/	99 079	200 795	208 471	912 957
8481808900	Other valve of stainless steel/nickle,manual operate,weighting < 3	59 782	311 088	471 569	1 537 489
8481809100	Water taps of copper or copper alloywith an internal diameter ? 2	248 521	818 675	2 536 468	11 732 144
8481809200	Fuel cut-off valves for vehicle	12 056	48 598	211 124	958 255
8481809900	Other Fuel cut-off for vehicle	1 000 215	4 546 313	22 327 609	110 575 147
8481901000	Parts of housing for sluice/ gate valvesan internal diameter ? 25 m	33 175	71 957	381 104	1 125 595
8481902100	Parts bodies valves, for water taps	3 089	67 045	53 716	396 800
8481902200	Parts bodies valve for LPG cylinder	595	48 504	50 022	141 457
8481902300	Other bodies valves not for water taps	11 833	81 316	215 493	770 109
8481902900	Others parts for taps, cocks, valves,and similar appliance of int. dir	120 968	534 701	1 706 620	7 907 193
8481903100	Valve bodies/ stems of inner tube ortubeless tyres valves	5 116	23 758	172 411	837 761
8481903900	Oth valve bodies/ stems of inner tube ortubeless tyres valves	72 979	222 067	756 217	2 679 659
8481904100	Valve cores of inner tube valves ortubeless tyres valves	119	19 941	1 712	27 135
8481904900	Oth valve cores of inner tube valves ortubeless tyres valves	96 147	159 543	1 125 401	3 460 831
8481909000	Others parts for taps, cocks, valvesand similar appliances	499 734	1 486 982	7 056 356	20 470 713
8482100000	Ball bearings	2 644 687	9 447 978	19 716 052	65 900 918
8482200000	Tapered roller bearings,including coneand tapered roller assembli	289 810	1 012 998	3 818 920	12 061 804
8482300000	Spherical roller bearings	289 772	754 554	1 358 555	4 685 564
8482400000	Needle roller bearings	153 702	571 427	3 109 735	11 261 530
8482500000	Oth cylindrical roller bearings	148 275	488 311	3 335 252	10 248 112
8482800000	Oth,includ.combined ball/ roller bearings	1 074 861	4 475 165	8 356 578	30 793 052
8482910000	Balls, needles and rollers	231 644	941 577	1 667 657	7 481 158
8482990000	Other parts of ball and roller bearings	979 856	3 433 973	7 835 896	26 381 833
8483101000	Transmission shafts for machinery ofheading 84.29 or 84.30	76 049	228 870	1 675 195	4 547 009
8483102400	Transmission shaft for vehicles of motorcycles, auxiliary motor	669 567	2 148 775	3 186 975	11 128 165
8483102500	Transmission shafts for vehicles ofa cylinder capacity < 2000 cc	774 546	2 970 732	7 112 248	24 414 774
8483102600	Transmission shafts for vehicles of2000 cc < cylinder capacity? 300	48 220	221 320	536 120	2 382 085
8483102700	Transmission shafts for vehicles ofa cylinder capacity > 3000 cc	190 728	864 652	2 119 175	9 568 841
8483103100	Transmission shafts for marine propul-sion engines of an output?2	179	846	8 218	49 378
8483103900	Transmission shafts for marine propul-sion engines of an output>2	98 755	376 016	988 917	4 236 933
8483109000	Other transmission shafts	1 293 745	4 777 806	12 929 349	50 501 992
8483202000	Bearing housing incorp. ball or rollerbearings for mach.of bulldozer	5 231	23 142	136 739	696 904
8483203000	Bearing housing incorp. ball or rollerbearings for mach.of vehicles	25 943	37 768	45 723	114 135
8483209000	Other bearing housing incorp. ballOr roller	202 199	452 774	834 440	1 983 156
8483302000	Bear'g hous'g not incorp.ball or rollerbearings for mach.of head 84	46 928	99 180	669 759	1 839 708
8483303000	Bear'g hous'g not incorp.ball or rollerbearings for eng.of vhlcl of ch	63 346	282 633	890 281	4 011 449
8483309000	Other bearing housing not incorp.ball orroller bearings; plain shats	202 902	781 964	1 939 863	7 969 346
8483402000	Gear& gearing oth than toothed wheels,for marine vessels	314 588	1 104 342	2 351 559	6 839 311
8483403000	Gear& gearing oth than toothed wheels,for machinery of moving g	207 145	629 418	2 511 563	7 767 653
8483409000	Gear& gearing oth than toothed wheels,for oth mar.vsl/ mach of m	1 815 360	6 688 202	18 625 746	68 496 260
8483500000	Flywheels&pulleys,including pulley block	466 200	1 918 474	4 692 851	17 725 299
8483600000	Clutches & shaft couplings(including universal joints)	456 705	1 807 925	5 391 855	17 564 232
8483901100	Parts of goods of transmission shaftsfor pedestrian/ agricultural tra	4 285	16 487	39 821	131 616
8483901300	Parts of goods of transmission shaftsfor oth. tractors of pedestrian	2 494	20 352	16 908	568 935
8483901400	Parts of goods of transmission shaftsfor goods of motorcycles	77 843	202 200	288 571	708 991
8483901500	Parts of goods of transmission shaftsfor other goods of vehicle anc	156 185	599 512	1 965 285	7 095 851
8483901900	Oth. parts of goods of trans. shafts	196 455	576 953	6 055 946	8 062 216
8483909100	Oth toothed wheels, chain sproccatedfor goods of pedestrian/ agric	0	50	0	2 440
8483909300	Oth toothed wheels, chain sproccatedfor oth.tractors of pedestrian	40	91	2 375	4 281
8483909400	Oth toothed wheels, chain sproccatedfor goods of motorcycles	54 415	178 021	365 802	1 157 291
8483909500	Oth toothed wheels, chain sproccatedfor other goods of vehicles ar	189 656	655 024	3 584 856	11 299 928
8483909900	Oth toothed wheels, chain sproccated	324 462	1 252 187	3 733 586	11 312 703
8484100000	Gaskets&similar joint metal sheetingcombined with oth material/2	645 854	2 412 830	7 094 343	26 528 528
8484200000	Mechanical seal	177 902	605 692	2 750 859	9 000 901
8484900000	Oth.gasket&similar joints of metal sheetcombined with oth materi	500 075	1 905 911	8 405 170	25 723 913
8486101000	Apparatus for rapid heating of semi-conductor wafers	3 928	12 175	149 382	763 757
8486102000	Spin dryers for semiconductor waferprocessing	143	264	4 493	6 032
8486103000	Machines for working by laser/oth lightin the prod.of semiconduc	518	565	10 921	22 891
8486104000	Mach. & app for sawing monocrystal semi-ond. boules into slice, w	286	1 485	1 610	12 071
8486105000	Grinding, polishing,lapping machines forproces. of semiconductor	8 416	10 461	288 692	300 832
8486106000	Apparatus for growing/pulling mono-crystal semiconductor boules	0	19	0	18 290
8486109000	Oth machines& apparatus for the manu-facture of boules or water	5 716	14 396	877 184	2 162 333
8486201200	Epitaxial deposi'n mach. smcndctor wfr;spinner for coat'g photogr.	0	37	0	10 889



I.3. IM POR M ENURUT KOM ODITI / IM PORT BY HS COM M ODITY

\*\*\* APRIL/ APRIL 2014 \*\*\*

H S	Uraian Komoditi Commodity Description	Berat Bersih / Net Weight (Kg)		Nilai / Value C.I.F (US\$)	
		Bulan ini Current Month	Kumulatif Cum. Jan. to date	Bulan ini Current Month	Kumulatif Cum. Jan. to date
8486201300	App.physical deposition by sputter'g on semiconductor wafers or f	0	459	0	122 695
8486201900	Other film formation equipment	0	20	0	3 792
8486202900	Other doping equipment	0	1 450	0	122 757
8486203100	Deflash mach.;spraying appliances forcleaning metal leads&semic	415	5 343	1 092	194 948
8486203300	Apparatus for wet etching, developing,stripping,cleaing semiconc	6	2 886	248	53 677
8486203900	Other etching and stripping equipment	290	2 071	2 529	144 542
8486204100	Direct write-on-wafer apparatus	0	2	0	214
8486205100	Dicing machines for scribing/ scoringsemiconductor wafers	215	364	24 458	28 634
8486205900	Other equipment for dev. exposed wafers	20	50	2 156	10 665
8486209100	Lasercutters for cut contact. tracks insemiconductor prod. by laser	2 103	2 394	294 881	414 117
8486209200	Machines for bending, folding and straightening semiconductor lea	27 744	91 365	45 520	157 719
8486209300	Resistance heated furnaces, ovens formfcture of semicon dvc on s	0	32	0	3 342
8486209400	Inductance/dielectric furnace, oven formfcture of semicon dvc on	1	576	60	8 032
8486209500	Auto-mach. for the placement/removal ofcomp./contact element	613	18 319	123 137	737 420
8486209900	Other mach. & apprts for the mnfact ofsemicon. devices/of elect ii	0	7 321	0	27 262
8486301000	Apparatus for dry ecthing patterns onflat panel display substrates	55	482	21	21 809
8486303000	Chemical vapour deposition app.to prodspinners for coat,physic d	127	147	1 693	3 457
8486309000	Othetr mach. and app. for the manufactre of flat panel displays	161	1 226	1 876	235 403
8486401000	Focused ion beam milling mach to produce,repair mask,reticle for p	0	41	0	1 729
8486402000	Die attach,bonders, for assem. Smcondtormatic mach.for transpor	15 308	63 535	183 846	1 862 129
8486403000	Moulds for manufact. of semiconductordevices	14 942	20 108	272 898	368 185
8486404000	Optical stereoscopic microscopes fittedwith equip.spec'ly dsnged c	210	210	4 407	4 407
8486406000	Electron beam microscopes with equipsspecifically designed of smc	3 564	3 564	54 747	54 747
8486409000	Other machines and apparatus specifiedin note 9(c) to this chapte	3 395	19 505	45 529	179 659
8486901100	Parts and accessories of app for rapidheating of semiconductor wa	995	5 222	52 521	130 790
8486901200	Parts & accessories of spin dryersfor semiconductor wafer prosesii	10	1 246	146	143 549
8486901300	Parts&access.of mach. for work by laseror oth.lead or photobeam	104	1 186	3 492	87 864
8486901400	Tool holders&self-open diehead, workholders; dividing heads for	348	1 207	20 152	57 176
8486901500	Oth parts, access.of mach. for machinetools	861	2 031	16 483	211 487
8486901600	Parts & access.of grind, polish, lap mac for processing of semicon.	0	327	0	11 582
8486901700	Parts & access.of app for grow/pullingmonocrystal semiconductor	0	14	0	334
8486901900	Oth parts, access.of mach. and app. forthe manufact. of boules/wa	165	2 065	71 088	493 382
8486902200	Parts & access. of epitaxial depo. mach,spinner for coat photo. em	0	832	0	69 555
8486902300	Parts & access. of ion implanter fordopping of app for phys.I depo,	147 243	156 654	3 457 566	3 486 864
8486902400	Tool holder/self-open diehead; of sprayor etch,strip s-wafer,dry-et	14	17	3 862	4 097
8486902500	Oth parts & access. of dicing machinesfor scribe/ scoring smconduct	523	13 041	15 667	563 750
8486902600	Tool holder/self-open diehead,dividingheads&oth spec atthcm for	2 245	6 453	77 335	224 959
8486902700	Other part and accessories of tool holdrself open diehead, dividin	0	8 498	0	64 596
8486902800	Part & access of resistance heated furnaces&ovens for the mnfctre	3 222	10 065	7 241	18 135
8486902900	Oth part & acces of mach & app.for mnfctof smcondtre dvcsof e	3 182	6 320	8 373	85 353
8486903100	Part & access of app for dry etching pttiron flat panel display subst	0	298	0	8 286
8486903200	Tool holder/self-open dieheads,work hldrdividing heads&oth spec	617	932	166 853	182 043
8486903300	Oth. part&access of app for dry/wetetching&oth special atth for	67	71	1 024	1 150
8486903500	Part & access of spinners for coat.photoemuls/app.phys depo on f	0	9	0	4 400
8486903900	Oth part & access of mach and apparatusfor the manufact. of flat p	1	3	196	831
8486904100	Part & acces of focused ion beam millingmach to produce, repair r	0	65	0	1 906
8486904200	Part & acces of die attach app, auto-tapewire bonder, encapsul equ	118	1 407	4 797	165 352
8486904300	Part & acces of auto-mach transport, handlstorage of smcondctor, w	42	952	4 909	39 154
8486904900	Oth part and acces of other mach & appspecified in note 9(c) to th	4 267	13 894	302 043	857 822
8487100000	Ships/boats propellers and blades thrfor	147 457	711 969	1 193 623	6 600 489
8487900000	Oth mach. parts, not cont. electric con-nectior,insulator,coil, oth el	211 744	1 241 851	3 746 663	17 328 700
8501102100	Stepper motors dc an output ? 37.5 wof ac, refrigerator,domesetic	18 550	75 290	496 794	1 463 133
8501102900	Oth. Stepper mtr dc an output ? 37.5 w	30 351	129 097	844 159	3 326 574
8501103000	Spindle motors dc an output? 37.5 w	16 501	43 740	475 114	1 261 396
8501104100	Others spindle mtr dc an output? 37.5 wof ac, refrigerator,domesec	61 201	258 650	1 311 104	4 804 947
8501104900	Others motors dc of an output?37.5w	230 861	762 762	3 130 549	10 562 458
8501105100	Stepper universal (AC/DC) motorsof ac, refrigerator,domesetic apr	906	4 307	21 347	96 761
8501105900	Oth.stepper universal (AC/DC) motors	117 597	502 027	268 942	768 293
8501106000	Spindle universal (AC/DC) motors ofan output =<37.5w	6 850	11 775	105 918	415 127
8501109100	Others spindle (AC/DC) motors of headingof ac, refrigerator,dome	13 849	38 715	324 429	1 407 755
8501109900	Others spindle (AC/DC) motors	229 490	920 788	4 743 480	13 935 222
8501201200	Universal AC/DC mtrs of an output>37.5 w	154 788	429 531	134 362	377 641
8501201900	Other universal AC/DC mtrs ofan output > 37,5 w	57 678	228 869	123 742	487 864
8501202100	Universal (AC/DC) motors ofan output > 1 kw	105	108	3 440	3 947
8501202900	Other universal (AC/DC) motors ofan output > 1 kw	26 049	83 410	305 034	1 404 383
8501313000	Motor DC, generator DC an output?750 w	26 894	213 851	351 610	2 796 785

I.3. IM POR M ENURUT KOM ODITI / IM PORT BY HS COM M ODITY

\*\*\* APRIL/ APRIL 2014 \*\*\*

H S	Uraian Komoditi Commodity Description	Berat Bersih / Net Weight (Kg)		Nilai / Value C.I.F (US\$)	
		Bulan ini Current Month	Kumulatif Cum. Jan. to date	Bulan ini Current Month	Kumulatif Cum. Jan. to date
8501314000	Oth.mtr dc, genrator dc an output? 750 w	243 482	1 137 338	2 253 221	10 086 615
8501315000	Generator DC an output ? 750 w	26 676	213 491	86 989	2 199 002
8501321100	Motor of kind used of ac, refrigerator,domesetic appl.elct output >	5 090	7 493	13 117	20 594
8501321200	Other motor dc an output > 37.5 kw	104 603	381 329	602 074	2 336 243
8501321300	Other Generator dc an output>37.5 kw	27 447	83 008	116 572	262 579
8501329100	Other motor of kind used of ac, refrig. domesetic appl.elct output	0	445	0	3 192
8501329200	Oth motor dc 37.5 kw<output?75 kw	8 011	19 396	65 120	203 606
8501329300	Oth generator dc 37.5 kw<output?75 kw	30 885	90 024	100 767	454 912
8501330000	Motor dc, Generator dc75 kw < an output ? 375 kw	4 371	63 060	88 328	591 695
8501340000	Motor dc, Generator dcan output > 375 kw	24 145	62 976	334 416	794 141
8501401100	Motors AC, single-phase ofan output ? 1 kw	580 511	1 861 812	1 749 375	5 755 951
8501401900	Other motor AC, single-phase ofan output ? 1 kw	1 303 106	5 373 135	3 440 414	14 510 175
8501402100	Motor AC, single-phase ofan output > 1 kw	517	16 480	62 811	356 791
8501402900	Oth AC motors, single-phase ofan output > 1 kw	330 644	771 643	1 353 748	3 474 124
8501511100	Motor ac, multi-phase ofan output ? 750 w	29 818	255 708	142 364	559 470
8501511900	Other motor ac, multi-phase ofan output ? 750 w	155 534	382 354	537 116	2 218 268
8501521100	Motor ac, multi-phase of750 w < an output ? 1 kw	805	3 627	15 895	42 737
8501521900	Other motor ac, multi-phase of750 w < an output ? 1 kw	215 903	539 936	1 062 426	3 039 642
8501522100	Motor ac, multi-phase of1 kw < an output ? 37.5 kw	29 359	180 796	98 236	631 788
8501522900	Other motor ac, multi-phase of1 kw < an output ? 37.5 kw	954 112	3 478 289	3 251 341	8 177 706
8501523100	Motor ac, multi-phase of an output > 37.5 kw	16 615	147 970	45 237	423 428
8501523900	Other motor ac, multi-phase of an output > 37.5 kw	213 535	808 840	830 940	3 065 498
8501530000	Motor ac of an output > 75 kw	542 123	3 432 223	4 034 518	15 885 355
8501611000	Generator ac of an output ? 12.5 kva	158 887	457 523	537 437	1 190 399
8501612000	Generator ac of an output > 12.5 kva	182 775	1 933 939	340 413	32 204 293
8501621000	Generator ac of75 kva < an output ? 150 kva	53 921	165 843	82 198	463 317
8501629000	Generator ac of150 kva < an output ? 375 kva	30 161	147 059	50 932	374 212
8501630000	Generator ac of375 kva < an output ? 750 kva	59 455	200 042	606 916	1 336 378
8501640000	Generator ac of an output > 750 kva	32 279	552 809	337 155	5 107 429
8502110000	Electric generating sets & rotary conv.of an output < 75 kva	683 262	2 683 379	3 308 940	11 986 042
8502121000	Electric generating sets & rotary conv.75 kva< an output ? 125 kva	184 316	698 286	935 814	3 825 150
8502122000	Electric generating sets & rotary conv.125 kva < an output ? 375 kva	340 693	1 506 406	2 639 589	14 762 541
8502131000	Electric generating sets & rotary conv.of an output > 12500 kva	119 105	979 981	1 332 078	13 158 460
8502139000	Oth. elect generating sets&rotary conv.of an output > 12500 kva	1 358 721	6 091 753	16 774 304	90 769 257
8502201000	Generating sets with spark-ignit interncombust piston output ? 75	1 006 472	4 091 797	2 060 141	9 193 403
8502202000	Generating sets with spark-ignit interncombust piston 75 kva < out	58 301	178 695	51 973	148 291
8502203000	Generat sets with spark-ignition interncombust pist 100 kva < outp	0	502 812	0	15 587 061
8502204100	Generat sets with spark-ignition interncombust piston output > 12	0	1 600	0	947
8502204900	Oth. gnrating sets with spark-ign interncombust piston output > 12	627 599	2 177 584	2 687 066	4 414 355
8502311000	Oth generating sets wind-powered ofan output ? 10000 kva	6 570	8 926	129 918	132 731
8502391000	Oth generating sets not wind-powered ofan output ? 10 kva	90 838	6 198 289	2 779 981	31 341 256
8502392000	Oth generating sets not wind-powered of10 kva < output ? 10000	35 475	240 390	382 754	3 621 269
8502393100	Oth generating sets not wind-powered ofan output > 12500 kva	65 054	65 060	571 697	574 256
8502393900	Oth generating sets not wind-powered ofan output > 10000 kva	11 536	201 343	156 342	4 438 901
8502400000	Electric rotary converters	3 819	50 130	107 124	1 305 621
8503001000	Parts used in manufacture elct.motor, generator of output>10000	151 609	590 615	1 899 018	6 637 490
8503009000	Oth parts in manufacture electric motor generator of output>100	949 808	3 540 643	5 805 579	33 351 877
8504100000	Ballasts, for discharge lamps or tubes	371 623	1 025 416	1 696 059	5 308 180
8504211000	Step-voltage regulators;instrument transformer with a power han	76 978	131 846	648 807	1 356 713
8504219200	Liquid dielect transformer with handlingcap>10kva and high side v	12 460	136 081	164 825	1 368 041
8504219300	Liquid dielect transformer with handlingcap>10kva and 66 kva<hig	11	8 854	740	159 894
8504219900	Oth Liquid dielectric transformerhandling capacity ? 650 kva	161 652	386 978	2 923 395	8 414 128
8504221100	Step-voltage regulators of high sidevoltage 66 kv or more	0	77 203	0	404 515
8504221900	Step-voltage regulator of a high sidevoltage < 66 kv	2 132	150 638	54 674	2 378 186
8504229200	Oth stepvoltage regltor of a high side110 kv<voltage? 650 kv	1	23 532	1	310 092
8504229300	Oth stepvoltage regltor of a high side66 kv < voltage ? 110 kv	391	592	33 094	37 831
8504229900	Oth stepvoltage regltor of a high side650 kv < voltage ? 10000 kv	182 232	425 504	1 419 193	2 357 706
8504231000	Liquid dielectric transformers, powerhandling capacity ? 15000 kv	18 500	1 224 798	105 499	11 752 769
8504232200	Liquid dielectric transformers, power20000 < handling capacity ? ;	1 017	209 077	11 213	1 578 179
8504232900	Oth liquid dielectric transformerspower handling capacity > 30000	186 211	1 846 782	2 511 375	11 393 106
8504311100	Instrument potential transformer withrating voltage ? 110 kv	2 183	16 625	36 947	251 652
8504311300	Instrument potential transformer with1 kv ? rating voltage < 66 kv	0	916	0	4 200
8504311900	Oth.instrument potential transformer	73 486	358 814	1 163 196	3 923 667
8504312100	Ring current tranformers with voltagerating ? 110 kv	26 286	57 846	265 229	717 622
8504312200	Oth ring current transformers	764 502	778 396	1 043 896	1 283 121
8504312300	Instrument current tranformers with66 kv ? rating voltage < 110 kv	0	2 688	0	128 827

I.3. IM POR M ENURUT KOM ODITI / IM PORT BY HS COM M ODITY

\*\*\* APRIL/ APRIL 2014 \*\*\*

H S	Uraian Komoditi Commodity Description	Berat Bersih / Net Weight (Kg)		Nilai / Value C.I.F (US\$)	
		Bulan ini Current Month	Kumulatif Cum. Jan. to date	Bulan ini Current Month	Kumulatif Cum. Jan. to date
8504312400	Instrument current tranformers with1 kv ? rating voltage < 66 kv	0	54 417	0	1 354 097
8504312900	Oth instrument current tranformers with	27 604	69 335	256 991	803 555
8504313000	Flyback transformer power handlingcapacity ? 1 kva	23 210	107 508	169 176	864 175
8504314000	Intermediate frequency transformerpower handling capacity ? 1 k	56 294	141 887	652 530	1 608 623
8504319100	Oth transformers of kind used toys,scaleor similar recreational mo	10 403	48 412	188 634	554 175
8504319200	Oth machting transformer havingpower handling capacity ? 1 kva	56 956	143 779	401 633	1 230 889
8504319910	Step up/down transformer,slide regulatorstabilizer handling capac	253 619	514 436	2 545 465	6 320 791
8504319990	Oth transformers having power handlingcapacity ? 1 kva	121 216	384 555	1 227 643	4 248 453
8504321100	Matching transformers, power handling1 kva < capacity ? 5 kva	1 419	5 278	24 923	730 695
8504321900	Oth matching transformers, pwr handling1 kva < capacity ? 5 kva	22 273	24 442	388 784	453 296
8504322000	Oth transformers of kind used toys,scalesmlar recr'nl models 1 kv&	156	191	1 802	3 750
8504323000	Oth matching transformers minimum freq.3 mhz & power handlin	1	338	2	12 345
8504324100	Matching transformers of power handling5 kva < capacity ? 10 kv;	2 086	7 753	30 637	422 360
8504324900	Oth matching transform'r of pwr handling5 kva < capacity ? 10 kv;	50	1 109	1 766	18 373
8504325100	Matching transformers, power handling10 kva < capacity < 16 kva	0	8 976	0	457 540
8504325900	Oth matching transfmrs, power handling10 kva < capacity < 16 kv&	5 209	53 819	157 488	987 586
8504331900	Oth matching transfmrs high s-volt? 66kv16 kva < capacity ? 500 k	282	17 696	15 129	391 473
8504339100	Matching transformers power handling16 kva < capacity ? 500 kv&	1 035	25 007	20 522	230 851
8504339900	Oth matching transformers power handling16 kva < capacity ? 500	9 656	261 817	131 924	1 151 698
8504341100	Matching transform.side voltage ? 66 kv10000 kva <power cap ? 1	35	212	10	9 514
8504341200	Oth matching transformerspower capaity > 500 kva	1 108	79 544	33 347	399 576
8504341400	Oth instrum transform. side voltage<66kvpower capacity> 15000 k	0	138 696	0	1 442 843
8504342300	Oth instrument transform. with high sidevoltage ? 66 kv	1	2 054 640	4	14 218 004
8504342400	Matching transformer hav'g a powerhandling capacity >15000 kva	391	391	87	87
8504342900	Oth instrument transformer hav'g a powerhandling capacity >1500	10 500	316 795	80 819	1 592 578
8504401100	Uninterrupted power supplies (ups)	403 166	1 683 430	4 225 985	17 190 154
8504401900	Other uninterruptud power supplies	302 324	863 057	6 128 741	17 148 013
8504402000	Battery chargers having a rating>100 kva	57 989	587 868	637 213	4 990 965
8504403000	Other rectifiers	36 143	138 284	2 442 839	5 409 319
8504404000	Inverters	86 387	348 303	2 219 768	10 030 886
8504409000	Other static converter for automaticdata processing machines&ur	318 252	1 296 493	5 544 629	29 276 715
8504501000	Inductors for power supply for automaticdata process mach&unit	82 506	260 652	1 741 484	7 684 126
8504502000	Chip type fixed inductors	36 578	155 312	1 686 116	6 265 667
8504509300	Other inductors, with power handlingcapacity ? 2500 kva	16 633	58 740	672 179	2 454 505
8504509400	Other inductors, with power handling2500 kva < capacity ? 10000	298	1 847	10 068	15 752
8504509500	Other inductors, with power handlingcapacity > 10000 kva	1 724	13 035	71 176	268 952
8504901000	Parts of goods of subheading 8504.10	2 483	8 908	24 164	104 383
8504902000	Parts of printed circuit assmb good subheading 85044011,850440	25 601	154 651	653 115	2 669 608
8504903100	Radiator panel,flat tube radiator assembfor distrib&power transfo	70 603	327 190	183 274	757 917
8504903900	Oth part of electrical transformers ofa capacity ? 10,000 kva	3 349 885	3 435 236	3 497 987	4 526 104
8504904100	Radiator panel,flat tube radiator assembfor distrib&power transfo	37 379	170 902	122 692	1 232 717
8504904900	Oth radiator panel a capacity >10000 kva	7	10 460	1 294	186 792
8504905000	Other, for inductors of capacity ? 2500kva	13 069	13 188	22 324	35 634
8504906000	Other, for inductors of capacity > 2500kva	170	170	1 538	1 538
8504909000	Other parts of electrical transformers,static converters & inductor	671 385	2 110 453	4 506 203	19 250 549
8505110000	Permanent magnet of metal	878 289	2 777 182	5 506 895	17 238 110
8505190000	Permanent magnet not of metal	678 844	2 199 276	2 501 301	10 898 339
8505200000	Electro magnetic couplings, clutches andbrakes	57 798	204 574	669 409	2 878 080
8505900000	Other electro magnetic including parts	83 083	491 605	1 616 929	7 791 169
8506101000	Manganese dioxide having external volume?300 cm3 of primary c	58 747	167 727	1 717 786	2 468 794
8506109000	Manganese dioxide having external volume> 300 cm3 of primary	432 183	940 304	3 057 632	7 151 301
8506300000	Mercuric oxide of primary cell/batteries	0	1	0	29
8506400000	Silver oxide of primary cell/batteries	14 805	25 454	1 816 413	2 617 628
8506500000	Lithium of primary cell/batteries	85 454	158 399	4 694 375	10 907 174
8506601000	Air-zinc of primary cell/batterieshaving an external volume ? 300 c	0	28	0	30 770
8506609000	Air-zinc of primary cell/batterieshaving an external volume > 300 c	6 262	15 889	40 774	747 934
8506801000	Zinc carbon, having an externalvolume ? 300 cm3 of primary cell/k	0	9	0	3 427
8506802000	Zinc carbon, having an externalvolume > 300 cm3 of primary cell/k	235	7 301	15 670	507 819
8506809100	Other primary cell/batterieshaving an external volume ? 300 cm3	18 973	28 077	180 003	427 271
8506809900	Other primary cell/batterieshaving an external volume > 300 cm3	101 720	525 506	3 173 847	15 974 262
8506900000	Parts of primary cells/batteries	108 716	379 083	1 735 280	5 726 398
8507101000	Lead-acid, for starting piston enginea kind used for aircraft	0	304	0	12 338
8507109200	Lead-acid, for starting piston engineused not for aircraft of height	1 245	4 059	28 390	116 095
8507109300	Lead-acid, for starting piston engineused not for aircraft of height	394 667	1 387 604	1 136 315	5 108 123
8507109900	Oth lead-acid, for start piston engineused not for aircraft of heigh	238 907	726 962	666 332	2 375 005
8507201000	Oth lead-acid accumulator of a kind usedfor aircraft	7 792	29 124	35 477	205 769

I.3. IM POR M ENURUT KOM ODITI / IM PORT BY HS COM M ODITY

\*\*\* APRIL/ APRIL 2014 \*\*\*

H S	Uraian Komoditi Commodity Description	Berat Bersih / Net Weight (Kg)		Nilai / Value C.I.F (US\$)	
		Bulan ini Current Month	Kumulatif Cum. Jan. to date	Bulan ini Current Month	Kumulatif Cum. Jan. to date
8507209100	Oth lead-acid accumulator of a kind used	6 692	28 732	35 743	138 651
8507209200	Oth lead-acid accumulator of a kind used	598 534	2 217 630	2 145 852	7 223 800
8507209300	Oth lead-acid accumulator of a kind used	112	5 058	1 729	106 660
8507209900	Oth lead-acid accumulator of a kind used	880 193	3 257 043	3 694 364	13 528 480
8507301000	Nickel-cadmium of a kind used for aircraft	61	149	2 401	38 384
8507309000	Other nickel-cadmium of a kind used for aircraft	15 043	116 705	146 685	1 417 162
8507409000	Oth nickel-iron of a kind used for aircraft	5 106	7 585	119 950	190 608
8507500000	Nickel metal hydride	21 366	39 371	665 678	1 225 849
8507601000	Lithium ion accumulators of a kind used	885	4 789	58 155	320 367
8507609000	Other lithium ion accumulators	49 405	202 287	1 332 828	6 720 937
8507801000	Oth accumulator of a kind used for aircraft	109	331	33 536	151 931
8507809100	Other accumulator of a kind used for laptops	269	925	4 757	14 748
8507809900	Other accumulator of a kind used not for laptops	364 001	1 240 912	645 060	2 924 706
8507901100	Plates of goods of other electric accumulators,	8	26 569	848	68 374
8507901900	Other of plate	3 226	6 908	47 616	134 516
8507909200	Battery separators, ready for use of material	119 612	521 731	833 698	3 123 425
8507909300	Part of goods of electric accumulator include	5 207	14 374	150 870	406 419
8507909900	Oth part of electric accumulator include	136 465	332 302	854 833	2 222 500
8508110000	Vacuum cleaner with self-contained electric	146 699	637 107	926 215	3 043 102
8508191000	Oth vacuum cleaners with self-contained	11 558	41 249	60 463	291 542
8508199000	Oth vacuum cleaners not for domestic use	9 333	56 607	103 828	527 288
8508600000	Other vacuum cleaners	73 819	197 717	508 481	1 733 629
8508701000	Parts of vacuum cleaners capacity ? 20 for	2 696	6 798	18 291	64 143
8508709000	Other parts of vacuum cleaner capacity ? 20	6 758	20 022	51 831	235 283
8509400000	Food grinder & mixer, fruit/vegetable juice	345 962	1 290 764	1 975 451	7 114 693
8509801000	Floor polishers with self-contained electric	31 557	55 596	244 486	314 874
8509809000	Oth electro-mechanic domestic appliances	45 392	124 824	272 965	733 751
8509901000	Part of goods of floor polishers	1 571	65 607	5 572	177 576
8509909000	Other parts elect. mechanical domestic	453 622	1 755 746	1 341 009	4 830 418
8510100000	Shavers, with self-contained electric motor	11 420	44 210	44 098	400 933
8510200000	Hair clippers, with self-contained electric	20 194	35 221	330 079	533 513
8510300000	Hair-removing appliances, with self-contained	1 878	2 161	55 537	75 470
8510900000	Parts of shavers, hair clippers with self-	20 735	35 081	1 476 700	2 630 315
8511101000	Sparking plugs suitable for aircraft engines	0	876	0	10 591
8511102000	Sparking plugs suitable for motor vehicles	18 013	58 799	246 081	928 159
8511109000	Other sparking plugs	32 131	190 432	417 859	2 471 236
8511201000	Ignition magnetos, magneto-dynamos,	3 017	4 634	52 049	132 185
8511202100	Ignition magnetos, magneto-dynamos,	30 949	139 972	228 025	983 641
8511202900	Oth ignition magnetos, magneto-dynamos,	61 139	177 587	610 721	1 762 008
8511209100	Oth ignition magnetos, magneto-dynamos,	4 384	17 607	246 213	908 568
8511209900	Oth ignition magnetos, magneto-dynamos,	9 942	31 187	142 245	386 128
8511303000	Other distributors; ignition coils a kind	10 463	50 535	141 148	820 604
8511304100	Unassembled oth. distributor/ignition coil	52 437	220 153	1 424 154	5 593 767
8511304900	Unassembled distributors/ignition coil	97 067	236 191	1 555 299	4 577 828
8511309100	Unassembled distributors/ignition coil a	0	290	0	1 311
8511309900	Oth unassembled distributors/ignition coils	77 858	222 817	976 254	3 581 027
8511401000	Starter motors & dual purpose starter	148	1 642	14 194	118 251
8511402100	Other unassembled starter motors for	4 502	11 048	40 559	111 285
8511402900	Oth starter motors & dual purpose starter	24 817	56 482	362 431	741 376
8511403100	Assembled starters motor for engine of	1 853	4 975	35 338	118 203
8511403200	Assembled starters motor for engine of	352 581	1 236 439	4 249 608	14 683 555
8511403300	Assembled starters motor for engine of	4 218	8 846	101 531	179 643
8511409100	Other starter motor for engine of	1 458	3 381	13 311	32 780
8511409900	Other starter motor assembled	161 060	564 515	2 076 913	6 883 055
8511501000	Other generator of a kind used for aircraft	0	808	0	4 375
8511502100	Other generators unassembled for vehicle	236	998	3 437	5 640
8511502900	Other unassembled alternators	27 875	84 728	114 344	224 636
8511503100	Assembled alternators for engine vehicle	1 286	2 862	28 216	78 546
8511503200	Assembled alternators for engine vehicle	449 232	1 532 625	4 139 465	15 230 144
8511503300	Assembled alternators for engine vehicle	8 034	45 137	69 033	388 755
8511509100	Other generators for engine vehicle of	7 234	12 166	45 465	89 017
8511509900	Other generators	99 964	333 618	1 247 260	6 348 349
8511801000	Other equipment of electrical ignition	431	539	2 749	5 930
8511802000	Other equipment of electrical ignition	196 682	623 719	1 631 340	5 033 641
8511809000	Other equipment of electrical ignition	65 560	161 833	398 011	1 214 509
8511901000	Parts of goods of elect ignition for use	3	7 379	17	43 064

I.3. IM POR M ENURUT KOM ODITI / IM PORT BY HS COM M ODITY

\*\*\* APRIL/ APRIL 2014 \*\*\*

H S	Uraian Komoditi Commodity Description	Berat Bersih / Net Weight (Kg)		Nilai / Value C.I.F (US\$)	
		Bulan ini Current Month	Kumulatif Cum. Jan. to date	Bulan ini Current Month	Kumulatif Cum. Jan. to date
8511902000	Parts of goods of elect ignition for usevehicle engine	447 918	1 788 216	6 887 436	27 547 481
8511909000	Parts of goods of elect ignition for usenot for aircraft or vehicle en	140 912	298 316	487 961	2 011 011
8512100000	Lighting/ visual signalling equipment ofa kind used on bicycles	32 329	79 214	209 711	522 359
8512202000	Unassembled lighting/visual signalingequipment	113 860	586 515	2 372 129	10 634 794
8512209100	Other lighting/ visual signalling equip.for motorcycles	44 304	154 906	190 931	780 414
8512209900	Other lighting/ visual signalling equip.	558 574	2 340 324	8 834 054	33 821 526
8512301000	Horns and serenes, assembled	70 406	253 367	529 426	1 663 935
8512302000	Unassembled sound signalling equipment	67 360	205 339	2 145 008	6 043 688
8512309100	Other sound signal equip.obstacle detectdevice for vehicles	4 404	12 320	63 340	363 954
8512309900	Other sound signalling equipment	17 806	78 559	457 986	1 724 631
8512400000	Windscreen wiper, defroster & demisters	204 705	728 997	1 746 332	6 500 090
8512901000	Parts of goods of lighting or vis. light	15 204	46 909	124 534	362 121
8512902000	Parts of goods of lighting, sound signalor windscreen wipers, defro:	195 695	591 174	4 723 016	14 167 293
8513101000	Miners helmet lamps	9 564	73 273	373 943	1 136 730
8513102000	Quarrymens lamps	2	11	36	241
8513109000	Other portable electirc lamps	1 011 089	4 347 993	2 674 757	9 822 159
8513901000	Part of portable elect lamp of miner'shelmet or quarrymen's lamp	0	66	0	2 311
8513903000	Parts of flashlights reflectors; switchsliders of plastics	14 394	63 525	42 423	212 175
8513909000	Oth part of portable elect lamp designed	115 242	417 380	188 684	1 017 542
8514100000	Resistance heated furnaces and ovens	40 873	355 461	696 660	4 881 932
8514202000	Electric furnaces or ovens for the mnfcrof printed circuit board/as:	1 800	17 775	69 680	408 430
8514209000	Oth furnaces/ oven function by inductionor dielectric loss	112 865	1 176 307	782 836	7 282 755
8514302000	Oth elect furnace/oven for the manufactrof printed circuit board/:	33 398	97 856	145 755	2 627 012
8514309000	Other furnaces and ovens	3 884 646	4 177 018	5 254 178	8 604 463
8514400000	Oth equipment for the heat treatment ofmaterials by induction/ di	86 004	524 900	2 828 018	10 167 239
8514902000	Part of industrial/ laboratory electricfurnaces/ oven for manufact.o	3 147	48 804	60 178	329 576
8514909000	Other industrial/ lab.elec. furnaces andovens incl.by induction or d	116 903	671 880	746 993	4 472 105
8515110000	Soldering irons and guns	19 578	101 798	89 567	286 674
8515191000	Mach and app for soldering component onPCB/printed wiring boa	5 037	14 495	250 139	686 790
8515199000	Other brazing/ soldering machines andapparatus	65 010	227 803	1 093 841	4 914 846
8515210000	Mach and app for resistance welding ofmetal, fully or partly autom	45 384	1 153 450	382 960	13 376 896
8515290000	Mach and app for resistance welding ofmetal, non-automatic	169 267	518 811	965 971	3 735 191
8515310000	Mach and app for arc welding of metal,fully or partly automatic	28 077	373 508	422 971	3 296 526
8515391000	AC arc welders, transformer type,non- automatic	77 881	188 256	228 687	841 413
8515399000	Oth machine and apparatus for arcwelding of metals, not automat	298 543	973 737	2 482 963	6 445 283
8515801000	Electric mach & app for hot spraying of metals/sintered metal cart	9 729	46 664	164 196	561 186
8515809000	Oth electric mach & app for hot spraying of metals/sintered metal	35 525	178 202	324 971	1 907 617
8515901000	Parts of AC arc welder, transformer type	7 893	303 208	161 722	459 973
8515902000	Part of mach&app for soldering componenton PCB/printed wiring	2 765	19 386	110 818	448 002
8515909000	Oth electric machines & apparatus	214 653	624 327	1 943 665	7 395 968
8516101010	Water dispenser fitted w/ solely waterheater for domestic use	141 650	658 005	869 253	3 477 753
8516101090	Water dispenser fitted w/ solely waterheater for other use	253 857	622 403	1 815 938	4 419 024
8516103000	Electric immersion water heaters	10 881	32 137	22 625	80 390
8516210000	Storage heating radiators	0	383	0	4 385
8516290000	Oth electric space heating apparatusand electric soil heating appa	14 406	24 773	134 839	284 102
8516310000	Hair dryers	14 496	44 151	176 717	519 076
8516320000	Other hair-dressing apparatus	46 213	113 744	329 749	773 372
8516330000	Hand-drying apparatus	8 668	22 245	162 420	366 538
8516401000	Elect. smoothing irons of kind designedto use steam from the indu	3 986	26 731	27 512	163 980
8516409000	Other electric smoothing irons	40 643	198 162	463 214	1 556 571
8516500000	Microwave ovens	116 823	365 216	627 644	1 826 152
8516601000	Rice cookers	887 580	3 920 683	4 662 631	17 267 162
8516609000	Oth ovens; cookers,cooking plates,boiling rings,grillers & roasters	140 560	576 258	702 894	2 732 968
8516710000	Coffee/tea makers	30 521	114 356	306 391	1 454 998
8516720000	Toasters	15 056	166 236	72 495	898 471
8516791000	Kettles	12 503	63 597	60 060	371 026
8516799000	Other electro-thermic appliances	207 248	667 136	1 657 890	4 841 372
8516801000	Elect heatin resistor for type-foundingor type-setting mach;for ind	447	12 496	34 288	405 326
8516803000	Elect heatin resistor for type-founding/type-setting mach;for dom	37 496	110 709	287 963	863 792
8516809000	Other electric heating resistors	60 845	210 706	892 088	3 610 977
8516902100	Sealed hotplates for domestic appliances	14 230	18 890	24 740	58 825
8516902900	Sealed hotplates for other appliances	192 519	964 935	359 888	2 340 308
8516903000	Parts of electric instantaneous/ storagewater heaters & immersion	130 135	431 791	406 265	1 253 562
8516904000	Part of electric heatin resstor for typefounding/type-setting mach	45	3 887	718	47 557
8516909000	Oth part of electric heating resstor for type-founding/ type-setting i	474 291	1 544 127	4 029 022	14 377 309
8517110000	Line telephone set with cordless handset	1 488	12 279	59 729	429 995

I.3. IM POR M ENURUT KOM ODITI / IM PORT BY HS COM M ODITY

\*\*\* APRIL/ APRIL 2014 \*\*\*

H S	Uraian Komoditi Commodity Description	Berat Bersih / Net Weight (Kg)		Nilai / Value C.I.F (US\$)	
		Bulan ini Current Month	Kumulatif Cum. Jan. to date	Bulan ini Current Month	Kumulatif Cum. Jan. to date
8517120000	Telephones for cellular networks or for other wireless networks	1 248 528	4 549 420	332 167 136	1 065 553 420
8517180000	Other telephone sets	29 865	129 791	565 553	2 642 323
8517610000	Base stations	731 981	1 168 764	47 524 156	97 408 779
8517621000	Radio transmitters/ receivers for simult.interpretation at multilingual	969	2 010	16 429	98 613
8517622100	Control & adaptor units, incl. gateways, bridges and routers	34 498	139 426	2 033 950	7 719 513
8517622900	Oth control & adaptor units, including gateways, bridges and router	28 758	90 463	4 081 150	14 572 246
8517623000	Telephonic or telegraphic switching apparatus	0	17 464	0	566 349
8517624100	Modems including cable modems and modem cards	13 428	95 115	1 411 453	7 031 814
8517624200	Concentrators or multiplexers	19 249	82 089	5 416 409	15 226 035
8517624900	Oth app for carrier-current line system or for digital line systems	21 627	54 037	15 290 738	43 166 260
8517625100	Wireless LANs	34 529	295 758	1 400 372	24 026 362
8517625200	Transmission/reception app for simult.interpretation at multilingual	11	572	2 629	43 973
8517625300	Oth transmission apparatus for radio-telephony/radio-telegraphy	111 873	437 519	51 587 484	257 948 391
8517625900	Oth transmission app incorporating reception apparatus; others	1 748	4 316	416 961	1 060 102
8517626100	Oth transmission apparatus for radio-telephony/radio-telegraphy	1 623	4 748	283 077	920 877
8517626900	Oth transmission apparatus for radio-telephony/radio-telegraphy;	475	3 204	189 212	814 974
8517629100	Portable receiver for call, alert/paging and paging alert devices, incl	950	1 013	105 405	112 683
8517629200	Portable receiver for radio-telephony or radio-telegraphy	7	175	918	1 011
8517629900	Other portable receivers	18 950	65 988	2 754 935	11 507 390
8517690000	Other apparatus for transmission or reception of voices; others	4 567	25 542	190 560	1 165 093
8517701000	Parts of control and adaptor units including gateways, bridges, rou	5 426	74 183	1 457 530	7 208 848
8517702100	Parts of cellular telephones	18 284	45 367	651 264	1 954 579
8517702900	Oth parts of control and adaptor units including gateways, bridges,	36 299	148 868	2 159 473	8 371 753
8517703100	Oth PCB of goods for line telephony or line telegraphy; assembled	5 037	19 347	1 741 876	5 456 697
8517703200	Oth PCB of goods for radio-telephony or radio-telegraphy; assembl	712	712	30 500	30 500
8517703900	Oth printed circuit board; assembled	128 119	477 250	11 009 375	36 476 890
8517704000	Aerials/ antennae used w/ app. for radio-telephony or radio-telegr.	157 790	384 221	2 938 357	7 853 219
8517709100	Oth aerials/ antennae of goods for line telephony or line telegraphy	4 352	19 956	363 929	1 396 323
8517709200	Oth aerials/ antennae of goods for radio-telephony or radio-telegr.	140 848	1 348 392	10 292 631	70 575 450
8517709900	Other aerials or antennae	539 425	1 129 966	72 078 024	283 665 516
8518101100	Microphones having a frequency range of 300 hz to 3.4 khz	2 648	7 704	71 044	319 923
8518101900	Other microphones, whether or not with their stands	58 607	214 109	252 647	1 907 718
8518109000	Other microphones	21 784	113 320	835 044	2 998 556
8518211000	Box type of single loudspeakers, mounted in their enclosures	134 577	191 978	2 079 243	2 434 878
8518219000	Oth type of single loudspeakers mounted in their enclosures	56 676	376 286	372 117	1 875 418
8518221000	Box type of multiple loudspeakers, mounted in their enclosures	207 204	515 815	1 187 992	2 641 093
8518229000	Oth type of multiple loudspeakers mounted in their enclosures	115 387	373 693	907 400	2 771 606
8518292000	Loudspeakers, without enclosure, having a freq 300 hz to 3.4 khz	66 015	114 661	296 243	709 816
8518299000	Oth loudspeakers, not mounted in their enclosure	744 917	2 328 710	4 136 807	12 848 426
8518301000	Headphones	31 926	98 429	716 990	1 534 756
8518302000	Earphones	34 287	105 400	297 699	981 937
8518304000	Line telephone handsets	93	900	456	8 136
8518305100	Oth combined microphone/speaker set, for cellular/wireless teleph	2 811	9 142	37 574	146 035
8518305900	Oth combined microphone/speaker set, for other purposes	1 574	10 499	138 678	264 453
8518309000	Other headphones and earphones, combined w/ microphone/spea	7 955	94 572	116 660	1 131 853
8518402000	Audio-freq elec. amplifier used as repeaters in line telephony	384	1 024	1 296	7 237
8518403000	Audio-freq elec. amplifier used as repeaters in oth than line teleph	0	91	0	5 112
8518404000	Oth audio-freq elec. amplifier, have 6 or more input signal line	3 763	10 471	5 970	1 051 422
8518409000	Other audio-freq elec. amplifier	74 513	322 877	668 218	2 390 222
8518501000	Elec. sound ampli. set having power rating of 240W or more	641	13 229	11 793	56 262
8518502000	Oth elec. sound amplifier w/ loudspeaker 50V <= voltage rating <=	47	47	8 147	8 147
8518509000	Oth electric sound amplifier	29 433	91 269	228 689	745 309
8518901000	Part of microphone, loudspeaker, telephone handset, audio-freq ele	331 180	1 423 942	739 599	2 881 183
8518902000	Part of oth audio-freq elec. amplifier, have 6 or more input signal li	0	16 772	0	346 076
8518903000	Part of single/multiple loudspeaker	129 987	571 627	244 925	1 556 944
8518904000	Part of oth loudspeakers, not mounted in their enclosure	56 167	109 538	71 409	155 514
8518909000	Part of oth electric sound amplifier set	1 285 649	3 637 208	5 869 516	18 380 950
8519202000	Record player operated by others	3 644	3 644	14 344	14 344
8519300000	Turntables (record-decks)	0	8	0	2 895
8519500000	Telephone answering machines	191	191	3 363	3 363
8519812000	Cassette recorder, with ampli/loudspeaker operating only w/ ext. s	0	4	0	72
8519813000	Compact disc player	2 667	24 677	10 666	286 099
8519814900	Transcribing machines for other purposes	16 572	64 543	21 113	66 509
8519816100	Magnetic tape recorder incorp sound repro for cinematography or b	13	153	92	13 781
8519816900	Magnetic tape recorder incorp sound repro for other purposes	0	21	0	1 600
8519817900	Oth sound reproducing app, cassette type, for other purposes	1 251	5 783	8 076	211 239

I.3. IM POR M ENURUT KOM ODITI / IM PORT BY HS COM M ODITY

\*\*\* APRIL/ APRIL 2014 \*\*\*

H S	Uraian Komoditi Commodity Description	Berat Bersih / Net Weight (Kg)		Nilai / Value C.I.F (US\$)	
		Bulan ini Current Month	Kumulatif Cum. Jan. to date	Bulan ini Current Month	Kumulatif Cum. Jan. to date
8519819900	Oth sound recorder suitable for other purposes	9 413	41 957	47 629	374 820
8519891100	Cinematographic sound reproducers for film of a width of less than	0	1 510	0	49 842
8519899000	Cinematographic sound reproducers for other purposes	9 213	29 176	168 935	531 347
8521101000	Magnetic tape-type used in cinematography or TV broadcasting	55	2 356	684	66 724
8521109000	Magnetic tape-type used in other purpose	21	253	3 476	8 997
8521901100	Laser disc player used in cinematography or TV broadcasting	8	50	24 034	26 964
8521901900	Laser disc player used in other purpose	146 523	261 220	1 768 221	3 103 987
8521909100	Oth magnetic tape-type used in cinematography or TV broadcastin	6 273	11 636	18 785	197 128
8521909900	Oth magnetic tape-type used in other purposes	55 208	401 747	1 590 316	9 307 592
8522100000	Pick-up cartridges	624	2 154	25 519	88 731
8522902000	Printed circuit board assemblies for telephone answering machine	49	2 067	2 362	47 233
8522903000	PCB assemblies for cinematographic sound recorders or reproduce	17 274	79 129	535 622	2 416 891
8522904000	Audio/video tape decks and compact disc mechanisms	294 732	1 121 817	3 371 294	13 418 490
8522905000	Audio/video reproduction heads, magnetic type; magnetic erasing	2 064	7 116	32 191	312 713
8522909100	Oth parts & accessories of cinematographic sound recorders/ reprod	22 827	62 459	310 980	920 108
8522909200	Oth parts of telephone answering machine	11 814	27 079	67 195	115 365
8522909300	Oth parts & accessories for sound/ audio recording/ reproducing (ma	267 708	966 467	7 658 626	27 892 958
8522909900	Oth parts & accessories for other sound or audio recording/ reprodu	218 344	819 954	9 837 469	35 344 290
8523211000	Magnetic media card, incorporating a magnetic stripe; unrecorded	2 253	20 057	436 311	765 311
8523219000	Magnetic media card, incorporating a magnetic stripe; recorded	2 853	10 856	503 538	2 594 533
8523291100	Magnetic computer tapes, width <= 4mm; unrecorded	272	1 519	13 531	17 266
8523291900	Other magnetic tapes, width <= 4mm; unrecorded	1 076	1 397	10 077	38 599
8523292100	Magnetic video tapes, width <= 4mm; recorded	1	13 924	5	17 412
8523292900	Magnetic tapes (oth than video tapes) width <= 4mm; recorded	0	509	0	26 266
8523293100	Magnetic computer tapes, 4mm < width <= 6,5mm; unrecorded	38	60	2 572	3 744
8523293300	Magnetic video tapes, 4mm < width <= 6,5mm; unrecorded	11 043	33 971	24 790	72 130
8523293900	Other magnetic tapes, 4mm < width <= 6,5mm; unrecorded	34	1 069	3 942	65 755
8523294100	Magnetic computer tapes, 4mm < width <= 6,5mm; recorded	1	4	36	130
8523294300	Oth magnetic video tapes, 4mm < width <= 6,5mm; recorded	0	8	0	42
8523294900	Oth magnetic computer tapes, 4mm < width <= 6,5mm; unrecorded	1 346	1 358	21 422	29 204
8523295100	Magnetic computer tapes, width > 6,5mm; unrecorded	49	731	5 223	68 964
8523295200	Magnetic video tapes, width > 6,5mm unrecorded	0	1 413	0	3 083
8523295900	Oth magnetic tapes, width > 6,5mm unrecorded	9 456	58 335	79 644	369 205
8523296100	Magnetic tapes width > 6,5mm; recorded for storage media	155	1 773	4 718	12 620
8523296200	Magnetic tapes width > 6,5mm; recorded for cinematography	0	8	0	1 718
8523296300	Oth magnetic video tapes, width > 6,5mm; recorded	0	136	0	334
8523296900	Oth magnetic tapes, width > 6,5mm; recorded, for other purposes	362	8 438	1 256	20 302
8523297100	Computer hard disc and diskette; unrecorded	4 737	150 138	11 979	294 814
8523297900	Other magnetic discs; unrecorded	42	48	1 744	2 428
8523298100	Magnetic disc for reproducing phenomena not sound/image for co	3 773	67 415	8 018	178 704
8523298300	Oth magnetic disc reproducing represent. by means of an auto. dat	0	1	0	4 390
8523298490	Other cinematographic films; magnetic	0	3	0	33
8523299100	Magnetic media oth than disc for computer use; unrecorded	383	4 170	7 044	47 192
8523299200	Magnetic media oth than disc for oth than computer use; unrecord	0	7	0	2 137
8523299300	Magnetic media oth than disc for computer use; recorded	7 997	37 325	223 482	1 025 936
8523299400	Magnetic media oth than disc for oth than computer use; recorded	115	897	53	397
8523299500	Oth magnetic media reprod. sound/image proprietary format store	0	6 349	0	13 014
8523299900	Other magnetic media (not disc)	6 533	25 629	146 044	452 939
8523411000	Optical media, unrecorded, for computer use	2	75 660	362	333 470
8523419000	Optical media, unrecorded, for other use	2	13	22	3 637
8523491100	Disc for laser reading systems for reproducing phenomena not sou	83	178	9 503	27 138
8523491200	Educational, technical, scientific, historical/ cultural disc; sound only	2	23	45	4 825
8523491300	Other kind of disc; sound only	2	9	2 613	111 049
8523491400	Disc for laser reading system for repro. represent. of instruct, data, s	836	3 979	692 540	6 323 752
8523491910	Cinematographic film oth than newsreel, travelogues, and oth doc.	31	43	5 651	37 560
8523491990	Other cinematographic films; optical	7	245	17 066	65 203
8523499300	Oth disc for laser reading systems for reproducing others	1	1	12	12
8523499900	Oth disc for laser reading systems	453	2 962	101 311	373 166
8523511100	Solid-state non-volatile storage devices suitable for computer use; i	24 624	66 193	59 807	184 581
8523511900	Solid-state non-volatile storage devices for other use; unrecorded	1 426	11 748	231 630	517 533
8523512100	Solid-state non-volatile storage devices suitable for computer use; r	10 687	41 338	2 796 866	10 566 985
8523512900	Solid-state non-volatile storage devices for other use; recorded	252	371	2 705	10 541
8523513000	Solid-state non-volatile storage devices for repro. data, sound/ imag	293	2 830	216 402	4 330 135
8523519010	Cinematographic film oth than newsreel, and oth doc. films; semic	29	29	2 113	2 113
8523519090	Other cinematographic film; semiconductor	544	1 902	135 190	341 546
8523520000	"Smart cards"	49 696	251 025	2 633 667	14 146 313

**I.3. IM POR M ENURUT KOM ODITI / IM PORT BY HS COM M ODITY**  
**\*\*\* APRIL/ APRIL 2014 \*\*\***

H S	Uraian Komoditi Commodity Description	Berat Bersih / Net Weight (Kg)		Nilai / Value C.I.F (US\$)	
		Bulan ini Current Month	Kumulatif Cum. Jan. to date	Bulan ini Current Month	Kumulatif Cum. Jan. to date
8523591000	Proximity cards and tags;semiconductor	422	8 973	16 816	147 441
8523592100	Oth semiconductor media,unrecorded,suitable for computer use	352	353	3 742	3 753
8523592900	Oth semiconductor media,unrecorded,for other use	1 613	6 164	15 949	94 563
8523593000	Oth semiconductor media,recordedreproducing phenomena not s	0	1	0	180
8523594000	Oth semiconductor media,recordedreproducing others	26	72	3 280	85 690
8523599000	Other semiconductor media	0	798	0	55 009
8523805100	Oth solid-state non-volatil storage dev.;unrecorded,for computer i	978	8 607	643 488	3 456 711
8523805900	Oth solid-state non-volatil storage dev.;unrecorded,for other use	0	17	0	1 497
8523809100	Oth solid-state non-volatil storage dev.;recorded,reprod. not soun	7	65	48	646
8523809200	Oth solid-state non-volatil storage dev.;recorded,reproducing othe	9 746	36 749	14 298	417 818
8523809900	Other solid-state non-volatilestorage device	483	1 951	13 169	39 634
8525500000	Transmission apparatus	652	6 588	72 587	1 695 645
8525600000	Transmission apparatus incorporatingreception apparatus	5 091	39 331	1 419 770	21 248 752
8525801000	Web cameras	16 304	55 012	260 818	1 134 160
8525803100	Video camera recorders,used inbroadcasting	1 521	4 792	19 009	87 578
8525803900	Video camera recorders,used inother purposes	26 492	115 778	1 027 550	3 476 741
8525804000	Television camera	19 536	69 314	536 683	1 728 113
8525805010	Pocket camera	46 142	205 484	1 503 961	8 015 662
8525805020	DSLR camera	10 156	39 780	1 770 743	5 621 668
8525805090	Other digital cameras	62 593	86 522	418 007	3 544 100
8526101000	Radar app.,ground based,use in civilaircraft,used solely on sea-goi	1 070	7 874	168 248	498 106
8526109000	Other radar apparatus	691	43 628	67 570	3 600 185
8526911000	Radio navigational aid app.,use in civilaircraft,used solely on sea-g	713	9 015	63 493	453 765
8526919000	Other radio navigational aid apparatus	6 188	11 277	268 881	1 039 197
8526920000	Radio remote control apparatus	29 213	102 454	628 178	1 814 846
8527131000	Oth radio broadcast receiver combined w/ sound recording/ reproc	9	43 082	47	353 550
8527139000	Oth radio broadcast receiver combined w/ sound recording/ reproc	147	7 788	31 676	185 099
8527191100	Portable reception app capable of planmanage& monitor the elect	0	20 150	0	23 926
8527191900	Reception app capable of plan,manage& monitor electromag spect	699	8 629	6 269	57 209
8527199100	Oth reception app.;portable	0	17 070	0	25 194
8527199900	Oth reception app.;not portable	10	258	2 825	13 113
8527210000	Radio-broadcast receiver,use ext sourcepower combined with sou	112 653	325 663	6 539 940	19 162 164
8527290000	Radio-broadcast receiver,use ext sourcepower not combined with	31 644	92 926	1 192 826	3 193 605
8527911000	Oth radio-broadcast receiver,ext sourcepower combined w/ sounc	0	906	0	8 440
8527919000	Oth radio-broadcast receiver,ext sourcepower comb. w/ sound rec	60 194	210 477	695 345	2 314 542
8527921000	Oth radio-broadcast receiver,ext sourcepower combined w/ a cloc	0	1 986	0	31 602
8527929100	Oth radio-broadcast receiver;not portablecomb. w/ a clock,mains c	133	247	1 745	17 609
8527929900	Oth radio-broadcast receiver;not portablecomb. w/ a clock,operat	0	164	0	6 406
8527999100	Oth radio-broadcast receiver;not portablecomb. w/ others,mains o	4 068	9 119	31 954	134 108
8527999900	Oth radio-broadcast receiver;not portablecomb. w/ others,operate	185	553	7 338	25 010
8528411000	Colors cathode-ray tube monitor,used inautomatic data processing	252	2 971	12 945	88 197
8528412000	B/W cathode-ray tube monitor,used inautomatic data processing	35	5 677	5 426	19 177
8528491000	Oth color cathode-ray tube monitor,usedin automatic data proces	312	1 043	8 862	93 551
8528492000	Oth B/W cathode-ray tube monitor,usedin automatic data proces	243	695	19 861	78 912
8528511000	Projection type flat panel display unitused in automatic data proce	27 868	90 350	1 075 764	2 168 781
8528512000	Oth projection type flat panel displayunits, color	184 920	1 047 358	4 852 590	18 242 432
8528513000	Oth projection type flat panel displayunits, B/W	12 398	12 758	285 478	295 801
8528591000	Other monitor, colour	39 811	146 383	2 190 733	8 407 036
8528592000	Other monitor, B/W	62 473	184 503	56 595	237 425
8528611000	Projector,flat panel display type use inautomatic data processing s	3 479	14 898	258 098	1 080 422
8528619000	Oth projector,flat panel display type,used in automatic data proce	17 244	55 223	2 753 914	6 298 825
8528691000	Oth projector,have capability ofprojecting on a screen >=300 inche	40	447	3 274	31 911
8528699000	Oth projector,have capability ofprojecting on a screen <300 inche	6 422	19 615	254 792	523 500
8528711100	Set top box which have a communicationfunctions, mains operate	40	13 989	3 139	1 377 923
8528711900	Set top box which have a communicationfunctions, operated by ot	5 531	17 069	117 549	389 435
8528719100	Oth set top box, have a communicationfunctions, mains operated	207 388	242 662	421 704	510 428
8528719900	Oth set top box, have a communicationfunctions, operated by oth	144	432	14 533	40 309
8528721000	Oth reception app. for TV,colour,battery operated	248	739	1 363	9 364
8528729100	Cathode-ray tube type	24 827	46 153	35 497	73 562
8528729200	LCD,LED,and oth flat panel display type	856 940	2 672 711	20 336 160	58 849 792
8528729900	Oth reception app. for TV,colour,not battery operated	418	17 225	55 621	516 632
8528730000	Oth reception apparatus for TV, B/W	0	130	0	16 920
8529102100	Parabolic aerial reflector dishes for TVreception	1 208 471	3 419 321	2 814 374	11 098 580
8529102900	Oth parabolic aerial reflector dish forTV reception	77 261	149 248	873 252	1 531 439
8529103000	Telescopic, rabbit & dipole antennae forTV or radio receivers	134 506	415 790	914 073	4 033 023
8529104000	Aerial filters and separators	52 893	129 840	558 649	2 392 713



I.3. IM POR M ENURUT KOM ODITI / IM PORT BY HS COM M ODITY

\*\*\* APRIL/ APRIL 2014 \*\*\*

H S	Uraian Komoditi Commodity Description	Berat Bersih / Net Weight (Kg)		Nilai / Value C.I.F (US\$)	
		Bulan ini Current Month	Kumulatif Cum. Jan. to date	Bulan ini Current Month	Kumulatif Cum. Jan. to date
8529106000	Feed horns (wave guide)	60 729	354 677	325 878	1 329 187
8529109200	Oth aeri& aeri& reflector,used withtransmission app. for radio-	251 982	1 029 363	766 996	2 043 613
8529109900	Oth aeri& aeri& reflector,used withtransmission app. for oth pu	36 102	73 200	4 267 157	11 096 177
8529902000	Part of decoder for use w/ transmission,radar&reception app. ,mo	151 397	494 703	892 344	3 473 716
8529904000	Part of digital/ video camera,use withtrans.,radar&recept. app.,mo	19 474	66 748	623 878	1 398 603
8529905100	Oth printed circuit board; assembled,for transmission apparatus	87	823	9 502	10 398
8529905200	Oth printed circuit board; assembled,for radio-broadcast receiver	87 877	189 659	590 309	1 254 490
8529905300	Oth printed circuit board; assembled,for flat panel display monitor	184 533	556 510	6 183 183	17 597 894
8529905400	Oth printed circuit board; assembled,for TV receivers	111 569	655 636	2 120 446	14 544 234
8529905500	Oth printed circuit board; assembled,for other monitor/projector	1 345	12 310	20 675	40 044
8529905900	Oth printed circuit board; assembled,for other goods	247 386	844 030	27 762 760	91 631 361
8529909100	Oth printed circuit board;not assembled,for television receivers	381 695	1 552 841	17 640 266	72 415 805
8529909400	Oth printed circuit board;not assembled,for flat panel display	1 521 176	4 462 991	47 968 916	135 971 155
8529909900	Oth printed circuit board;not assembled,for other goods	400 008	1 462 557	3 669 814	16 683 726
8530100000	Equipment for railways and tramways	540	1 376	24 119	355 311
8530800000	Equipment for roads,inland waterways,parking facility,port install..	25 733	48 386	457 343	1 292 248
8530900000	Part of equipment railways,tramways,road,waterway,parking facil	2 180	11 404	10 990	336 664
8531101000	Burglar alarms	6 661	23 817	113 757	409 202
8531102000	Fire alarms	7 232	67 148	178 604	1 659 538
8531103000	Smoke alarms;portable personal alarm(shrill alarm)	10 289	22 917	315 364	503 804
8531109000	Other alarms and similar apparatus	65 900	202 074	1 780 694	5 959 174
8531200000	Indicator panel incorporating LCD/ LED	137 053	609 234	5 822 165	25 453 767
8531801100	Door bells and other door soundsignalling apparatus	5 256	14 231	18 366	124 888
8531801900	Other electronic bells and soundsignalling apparatus	26 342	58 463	793 443	1 852 790
8531802100	Vacuum flourescent display panels	126	364	219	6 072
8531802900	Oth flat panel displays (includingelectroluminescence,plasma,& oth	3 893	24 670	306 699	1 243 143
8531809000	Other electric sound/ visual signallingapparatus	24 393	67 219	383 550	1 093 793
8531901000	Part of panel indicator,electric sound/ visual signalling app,flat pan	11 757	25 630	390 833	1 125 385
8531902000	Part of door bell/ other door soundsignalling apparatus	233	533	13 249	15 533
8531903000	Part of other bells/ sound signallingapparatus	581	1 705	3 050	45 380
8531909000	Part of other electric sound or visualsignalling apparatus	30 902	89 149	1 207 181	2 809 154
8532100000	Fixed capacitor desgned for use in 50/60Hz circuit, reactive power	135 242	420 121	2 958 197	9 023 103
8532210000	Tantalum	3 010	26 672	194 583	1 648 034
8532220000	Aluminium electrolytic	110 703	463 979	3 072 485	12 423 320
8532230000	Ceramic dielectric,single layer	10 842	304 521	634 173	7 479 961
8532240000	Ceramic dielectric,multi layer	34 657	331 474	2 522 438	11 247 902
8532250000	Dielectric of paper or plastic	28 095	118 105	354 055	1 328 398
8532290000	Other fixed capasitor	598 480	1 371 254	5 583 365	23 893 226
8532300000	Variable/adjustable (pre-set) capacitors	65 311	133 713	1 483 942	4 012 244
8532900000	Parts of fixed electrical capasitor	251 578	963 911	5 755 389	19 076 398
8533101000	Fixed carbon resistors, composition/filmtype; surface mounted	10 672	65 277	671 403	3 274 359
8533109000	Fixed carbon resistors, composition/filmtype; not surface mounte	56 922	295 520	2 711 528	8 854 473
8533210000	Oth fixed resistors for a power handlingcapacity not exceeding 20\	37 471	148 419	1 675 712	6 091 369
8533290000	Oth fixed resistors for a power handlingcapacity exceeding 20W	56 630	147 810	1 301 020	10 837 335
8533310000	Wirewound variable resistors, rheostats,for a power handling cap	266	890	11 043	41 184
8533390000	Wirewound variable resistors, rheostats,for a power handling cap	11 044	51 654	172 812	839 110
8533400000	Other variable resistors, includingrheostats and potentiometers	55 744	178 084	1 682 961	6 291 777
8533900000	Parts of fixed resistors	120 900	547 284	4 996 635	24 241 747
8534001000	Printed circuits, single-sided	146 266	486 166	4 476 770	14 069 424
8534002000	Printed circuits, double-sided	42 887	97 828	5 361 283	12 789 127
8534003000	Printed circuits, multi-layer	26 878	109 388	1 185 763	4 774 676
8534009000	Other printed circuits	896 189	2 455 837	29 609 947	93 327 616
8535100000	Fuses, for a voltage > 1000V	120 636	248 330	2 223 143	5 950 630
8535210000	Automatic circuit breakers for a voltage< 72,5 KV; moulded case ty	8 591	21 446	167 264	425 472
8535219000	Automatic circuit breakers for a voltage< 72,5 KV; other type	79 830	421 424	1 841 920	8 775 675
8535290000	Automatic circuit breakers for a voltage>= 72,5 KV	66 585	410 234	1 049 067	10 598 371
8535301100	Disconnecter having a voltage < 36 KV	970	3 621	101 271	320 874
8535301900	Disconnecter having a voltage >= 36 KV	55 391	168 355	378 232	1 345 280
8535302000	Isolating switch& make-and-break switchfor a voltage of >= 66 KV	203	58 127	6 034	730 924
8535309000	Isolating switch& make-and-break switchfor a voltage of < 66 KV	81 445	557 823	1 062 153	5 995 853
8535400000	Lightning arresters,voltage limiters andsurge suppressors	18 051	215 429	475 758	3 271 193
8535901000	Bushing and tap changer assemblies for electricity distrib/ power tr	20 828	130 975	621 989	3 563 214
8535909000	Oth bushing and tap changer assembl. for electricity distrib/ power	337 693	1 014 475	4 453 246	13 746 020
8536101100	Thermal fuses glass type for use inelectris fans	5 261	21 766	170 396	823 495
8536101200	Thermal fuses glass type for use inothers, for a current of less thar	9 381	22 050	150 128	375 484
8536101300	Fuse blocks,of a kind used for motorvehicles	4 053	23 041	152 202	595 333

I.3. IM POR M ENURUT KOM ODITI / IM PORT BY HS COM M ODITY

\*\*\* APRIL/ APRIL 2014 \*\*\*

H S	Uraian Komoditi Commodity Description	Berat Bersih / Net Weight (Kg)		Nilai / Value C.I.F (US\$)	
		Bulan ini Current Month	Kumulatif Cum. Jan. to date	Bulan ini Current Month	Kumulatif Cum. Jan. to date
8536101900	Oth thermal fuses glass type	115 331	460 039	1 058 573	8 580 243
8536109100	Oth fuses for use in electric fans	5 016	26 337	118 297	545 351
8536109200	Oth fuses for use in other,for a currentof less than 16 A	1 017	1 820	30 296	102 886
8536109300	Oth fuse blocks,of a kind used for motorvehicles	22 729	86 492	491 503	1 774 880
8536109900	Other fuses	126 420	416 206	2 474 277	10 950 528
8536201100	Automatic circuit breaker;moulded case,for a current of less than	2 281	5 572	261 922	652 972
8536201200	Automatic circuit breaker;moulded case,for a current >16A but <=	463	17 406	8 140	64 005
8536201300	Automatic circuit breaker;moulded case,for a current >32A but <=	610	3 801	16 972	62 705
8536201900	Automatic circuit breaker;moulded case,for a current >1000A	31 727	151 650	593 214	2 873 355
8536202000	Automatic circuit incorporated intoelectro-thermic domestic appli	0	278	0	5 583
8536209100	Automatic circuit incorporated into oth,a current < 16A	13 087	68 676	180 316	872 022
8536209900	Automatic circuit incorporated into oth,a current >= 16A	134 494	394 548	2 823 405	8 752 294
8536301000	Lightning arresters for protectingelectrical circuits	23 360	44 689	291 228	752 986
8536302000	Electrical circuit protector used inradio equipment/ electric fans	2 706	8 658	19 422	35 452
8536309000	Oth apparatus for protecting electricalcircuits	73 299	286 729	2 017 363	8 369 902
8536411000	Digital relays,voltage <= 60V	67 289	183 006	1 254 000	3 703 673
8536414000	Oth relays,voltage <= 60V,a current <16A	247	2 934	5 408	22 907
8536419000	Relays used in other equipment,voltage <= 60V	90 011	341 307	2 310 153	7 888 864
8536491000	Digital relays,voltage > 60V	3 637	21 718	98 803	1 236 125
8536499000	Other relays,voltage > 60V	143 403	581 350	4 204 876	16 433 464
8536502000	Over-current and residual-currentautomatic switches	97 408	214 826	1 572 620	4 002 386
8536503200	High inrush switch used in electric fansor radio equipment	9 793	32 110	112 330	346 361
8536503300	High inrush switch,of a rated currentcarrying capacity < 16A	1 321	8 923	17 683	143 042
8536503900	Other high inrush switches	147 688	507 542	2 614 875	9 387 778
8536504000	Miniature switches for rice cookersor oven toasters	49	111	896	1 259
8536505100	Electronic AC switch,voltage<=1000V,for a current < 16A	52 469	85 730	380 595	784 058
8536505900	Electronic AC switch,voltage<=1000V,for a current >= 16A	43 078	102 429	673 778	2 382 099
8536506100	Make&break switch used in domesticelec. wiring,<=500V,for a cur	41 328	121 297	236 540	446 698
8536506900	Make&break switch used in domesticelec. wiring,<=500V,for a cur	14 789	49 259	657 028	1 937 797
8536509200	Oth make&break switch used in domesticelec. wiring,>500V,use ir	3 175	11 874	20 776	169 540
8536509500	Oth make&break switch,>500V,startersfor electric motors or fuse	5 492	39 213	269 598	985 349
8536509900	Oth make&break switch,>500V	413 464	1 482 283	9 464 118	36 656 952
8536611000	Lamp holder used for compact lamps orhalogen lamps	6 501	38 314	21 827	244 478
8536619100	Lamp holder used for oth lamps,a current< 16A	19 421	74 554	37 222	173 637
8536619900	Lamp holder used for oth lamps,a current>= 16A	133 816	366 388	434 799	932 100
8536691200	Telephone plugs for a current < 16A	9 856	43 592	170 295	505 768
8536691900	Telephone plugs for a current <>= 16A	31 624	134 836	916 600	3 660 471
8536692200	Audio/video & cathode ray tube socketfor TV/radio receiver,a curr	9 833	16 273	88 700	157 768
8536692900	Audio/video & cathode ray tube socketfor TV/radio receiver,a curr	88 014	350 431	816 174	3 640 320
8536693200	Socket & plug for co-axial cable&printedcircuits,for a current < 16A	2 279	23 086	12 769	175 797
8536693900	Socket & plug for co-axial cable&printedcircuits,for a current >= 16A	131 905	426 880	1 219 476	3 899 305
8536699200	Oth socket & plug, for a current < 16A	21 807	39 235	76 127	265 292
8536699900	Oth socket & plug, for a current >= 16A	60 151	212 358	751 639	2 456 265
8536701000	Connector for optical fibres,opt. fibresbundles or cables;ceramics	661	3 574	20 837	118 615
8536702000	Connector for optical fibres,opt. fibresbundles or cables;copper	8 944	35 476	498 741	1 741 962
8536709000	Oth connector for optical fibres,opticalfibres bundles or cables	125 416	428 743	4 680 656	13 272 268
8536901200	Connection& contact elements for wires&cables;wafer probers;cur	41 167	163 321	848 904	3 500 603
8536901900	Connection& contact elements for wires&cables;wafer probers;cur	512 037	1 429 663	15 283 897	41 404 529
8536902200	Junction boxes,for a current < 16A	75	887	13 255	60 880
8536902900	Junction boxes,for a current >= 16A	176 604	737 734	3 820 629	16 502 542
8536903200	Cable connector,connector/ adaptor forco-axial cable,commutator	22 117	71 195	609 421	1 790 785
8536903900	Cable connector,connector/ adaptor forco-axial cable,commutator	752 947	2 359 347	22 496 194	74 477 128
8536909300	Telephone patch panels	11 471	13 442	175 427	196 966
8536909400	Oth cable connector,for a current < 16A	12 854	51 377	542 225	1 796 784
8536909900	Oth cable connector,for a current >= 16A	1 003 953	3 344 265	22 086 404	77 127 173
8537101100	Control panel use in distributed controlsystem;voltage<1000V	96 541	480 832	517 357	20 402 712
8537101200	Control panel fitted w/ a programmableprocessor;voltage<1000V	15 436	113 192	459 247	1 526 534
8537101300	Control panel for AC,refrig.,wash. mach.,vacuum cleaner,mixer,wa	208 571	234 713	539 769	852 618
8537101900	Other control panel	468 739	1 016 037	7 319 943	16 751 499
8537102000	Distribution board used w/ auto. dataprocess. mach.,telp sets,tran	783 575	1 040 568	4 689 430	10 783 201
8537103000	Programmable logic controllers for auto-mach for trans. for semic	89 790	163 857	940 315	6 374 837
8537109100	Switchboard used in radio equipmentor electric fans	49 345	217 464	1 292 457	6 582 348
8537109200	Switchboard use in distributed controlsystems	366	16 574	10 860	517 544
8537109900	Switchboard use for other prposes	709 199	1 407 332	7 239 588	26 460 753
8537201100	Switchboards incorp. elect instrum forbreak,connect/protect elect	51	128 248	2 204	2 463 855
8537201900	Switchboards incorp. elect instrum forbreak,connect/protect elect	698 902	905 342	4 245 642	11 177 153

I.3. IM POR M ENURUT KOM ODITI / IM PORT BY HS COM M ODITY

\*\*\* APRIL/ APRIL 2014 \*\*\*

H S	Uraian Komoditi Commodity Description	Berat Bersih / Net Weight (Kg)		Nilai / Value C.I.F (US\$)	
		Bulan ini Current Month	Kumulatif Cum. Jan. to date	Bulan ini Current Month	Kumulatif Cum. Jan. to date
8537202100	Control panels incorp. elect instrum forbreak,connect/protect elec	1 866	31 400	91 176	750 921
8537202900	Control panels incorp. elect instrum forbreak,connect/protect elec	466 261	602 473	3 252 097	7 104 872
8537209000	Oth board for elect. control for voltage> 1000 volt	589 305	3 669 837	5 800 242	52 399 066
8538101100	Parts of programmable logic controllers,<=1000V;for smiconducto	619	7 029	21 997	207 449
8538101200	Oth part of programable logic controllerused in radio equipment,<	133	271	2 175	6 827
8538101900	Oth part of programable logic controllerused in other equipment,	74 344	213 138	928 504	2 738 540
8538102100	Parts of programmable logic controllers,>1000V;for smiconductor	3 646	15 087	149 627	469 690
8538102200	Oth part of programable logic controllerused in radio equipment,>	264	312	2 901	4 071
8538102900	Oth part of programable logic controllerused in other equipment,	37 386	151 416	177 307	1 660 438
8538901100	Part incl. printed circuit assmblies oftelp plug;connect&contact; <=	39 345	134 243	2 460 069	10 677 075
8538901200	Part of switch,socket&plug for coaxialcable,and oth apparatus, <=	123 405	395 902	3 261 991	10 933 569
8538901300	Part of distribution boards, <=1000V	0	3 357	0	6 368
8538901900	Oth part of electric switch,socket&plug,<= 1000V	297 829	812 457	4 140 092	13 406 162
8538902100	Part incl. printed circuit assmblies oftelp plug;connect&contact; >1	1 615	8 890	103 701	423 240
8538902900	Oth part incl. printed circuit assmbliesof telp plug;connect&contac	318 485	1 399 386	11 018 331	39 865 851
8539101000	Sealed beam lamp units formotor vehicles	61 065	271 261	597 757	2 491 810
8539109000	Sealed beam lamp units for others	25 942	97 550	130 823	653 185
8539212000	Tungsten halogen used in medicalequipment	1	11	247	1 345
8539213000	Tungsten halogen used for motorvehicles	110 251	461 142	1 698 269	5 538 682
8539214000	Other reflector lamp bulbs of tungstenhalogen	3 553	13 922	23 489	142 629
8539219000	Other tungsten halogen	22 031	76 989	1 029 567	3 183 892
8539222000	Oth filament lamp,not tungsten halogen,pwer<=200W & >100V,fo	9	9	93	93
8539223000	Oth reflector lamp bulbs,not tungstenhalogen, power <=200W & v	3 319	18 463	64 025	318 594
8539229000	Oth filament lamp,not tungsten halogen,power<=200W & voltage:	56 404	307 127	318 398	1 422 003
8539291000	Other filament lamps, excl UV/infraredlamps,for medical equipme	739	1 729	86 086	132 417
8539292000	Other filament lamps, excl UV/infraredlamps,for motor vehicles	154 449	483 139	2 578 773	8 612 777
8539293000	Other reflector lamp bulbs,excl UV/infrared lamps,for oth purpose	10 737	42 048	151 172	529 682
8539294100	Flashlight bulb;miniature indictor bulb, rated <=2,25V, for medical	9	19	443	3 932
8539294900	Flashlight bulb;miniature indictor bulb, rated <=2,25V, for other pt	2 560	10 849	58 547	138 845
8539295000	Oth filament lamp excl UV/Infrared lamp, capacity >200W & <=300	749	5 469	1 541	7 878
8539296000	Oth filament lamp excl UV/Infrared lamp, capacity <=200W, voltaç	1 343	5 199	59 027	168 927
8539299000	Other filament lamps, excluding UV orinfra-red lamps	134 751	498 806	1 170 960	2 839 958
8539311000	Tubes for compact fluorescent lamps offluorecent, hot cathode, ni	69 053	233 167	317 094	1 685 141
8539319010	Tube lamps of fluorecent, hot cathode,not UV lamps	41 821	208 993	197 822	1 129 067
8539319020	Compact fluorescent lamps of fluorecent, hot cathode, not UV lam	1 039 251	4 617 475	10 938 504	46 211 064
8539319090	Oth discharge lamps excl UV lamps offluorecent, hot cathode	1 441	22 324	64 185	199 451
8539320000	Mercury/sodium vapour lamps;metal halidelamps excl UV lamps	35 604	115 737	575 887	2 244 934
8539391000	Tubes for compact fluorescent lamps,coldcathode types, not UV la	21 630	86 852	34 319	141 181
8539393000	Discharge lamps other fluorescent lamp,cold cathode types, not U	859	2 763	6 677	23 065
8539399000	Other discharge lamps, other than UVlamps, cold cathode types	89 239	219 299	1 282 139	2 796 474
8539410000	Arc lamps	501	699	94 529	146 957
8539490000	Ultra-violet/infra-red lamps	631 757	1 533 237	2 602 908	7 092 857
8539901000	Aluminium end cap for fluoresc lamp;alum screw caps for incande:	102 298	371 920	351 693	1 362 043
8539902000	Parts of elect filament/discharge lampsof kind used for motor vehi	10 288	34 300	57 813	276 871
8539909000	Oth part of elect filament/ discharge lamps; part of arc-lamps	661 666	2 315 597	11 058 585	22 639 188
8540110000	Color cathode-ray television picturetube incl video monitor cathoc	408 582	2 152 723	556 017	4 181 476
8540120000	Monochrome cathode-ray TV picture tube,incl video monitor cath	0	1	0	15
8540200000	TV camera tubes; image converters andintensifiers; other photo-c:	5	127	5 777	111 146
8540409000	Data/ graphic display tubes,monochrome,used for articles of headi	652	1 959	2 924	48 059
8540600000	Other cathode-ray tubes	134	159	3 962	16 411
8540710000	Magnetrons	171	778	49 387	71 172
8540790000	Microvawe tubes, not magnetrons, exclgrid-controlled tubes	36	82	4 885	33 662
8540810000	Receiver/ amplifier valves and tubes	382	3 120	12 947	90 945
8540890000	Other valves and tubes	8 808	26 413	54 583	233 309
8540910000	Parts of cathode-ray tubes	29 409	182 216	365 023	2 133 534
8540991000	Parts of microwave tubes	6 946	14 865	32 603	69 443
8540999000	Other parts of thermionic,cold cathodeor photo cathode valves an	68	8 302	13 766	216 122
8541100000	Diodes, other than photosensitive/ lightemitting diodes	148 877	580 689	11 980 629	44 334 126
8541210000	Transistor oth than photosensitivewith a dissipation rate of <1 W	33 104	243 208	2 507 720	8 760 363
8541290000	Transistor oth than photosensitivewith a dissipation rate of >=1 W	139 267	520 754	5 177 140	19 860 232
8541300000	Thyristors,diacs and triacs, other thanphotosesintive devices	14 794	176 156	1 505 957	9 442 572
8541401000	Light emitting diodes	130 699	429 981	9 289 764	49 540 164
8541402100	Photovoltaic cells, not assembled	20 503	47 559	535 212	943 244
8541402200	Photovoltaic cells, assembled in modulesor made up into panels	40 093	202 620	309 626	1 183 229
8541402900	Oth photocells, including photodiodes & phototransistors	16 970	76 202	1 130 044	3 412 823
8541409000	Oth photosensitive semiconductor devices	47 397	262 565	1 499 499	5 813 855

I.3. IM POR M ENURUT KOM ODITI / IM PORT BY HS COM M ODITY

\*\*\* APRIL/ APRIL 2014 \*\*\*

H S	Uraian Komoditi Commodity Description	Berat Bersih / Net Weight (Kg)		Nilai / Value C.I.F (US\$)	
		Bulan ini Current Month	Kumulatif Cum. Jan. to date	Bulan ini Current Month	Kumulatif Cum. Jan. to date
8541500000	Other semiconductor devices	35 783	115 565	3 376 268	10 495 036
8541600000	Mounted piezo-electric crystals	31 915	144 631	1 528 226	6 295 988
8541900000	Parts of diodes,transistors & similar;photosensitives semiconductc	28 082	81 785	728 701	2 937 887
8542310000	Processor & controller of electronicsintegrated circuits	206 970	1 794 268	24 200 683	101 643 279
8542320000	Memories of electronic integratedcircuits	65 995	200 104	7 446 555	26 853 558
8542330000	Amplifiers of electronic integratedcircuits	38 144	115 090	1 838 982	5 316 036
8542390000	Other electronic integrated circuits	375 148	1 791 529	92 835 851	357 846 995
8542900000	Parts of electronic integrated circuits	95 534	436 296	4 227 687	21 221 795
8543100000	Particle accelerators	22	1 725	2 022	56 183
8543200000	Signal generators	1 572	6 668	139 270	419 048
8543302000	Wet processing equip. for the applic. by immersion of chemical/el	302	3 952	24 779	156 814
8543309000	Oth machine& apparatus for electroplating,electrolysis/ electropho	520 774	1 236 932	794 838	6 025 710
8543701000	Electric fence energisers	1 338	36 153	100 379	243 174
8543702000	Remote control apparatus, other thanradio remote control appara	193 365	605 582	3 682 630	13 645 835
8543703000	Electrical machines with translation ordictionary functions	221	5 316	73 969	462 818
8543704000	Equip/ machine for removal dust particle& curing material by UV li	16 610	25 327	278 955	774 677
8543705000	Integrated receiver/ decoder (IRD) fordirect broadcast multimedia	140 156	673 395	1 116 936	3 821 845
8543709000	Oth electrical machines & apparatus,having individual fuctions	320 364	1 281 662	10 891 638	33 681 555
8543901000	Parts of particle accelerators orsignal generators	3	51	219	9 636
8543902000	Part of wet processing equip for applic.by immersion of chemical/	268	639	17 237	22 523
8543903000	Parts of electrical machines withtranslation or dictionary functions	0	3	0	3 288
8543904000	Part of equip/ machine for removal dustparticle & curing material l	0	1 870	0	23 230
8543905000	Part of Integrate receiver/ decoder (IRD)for direct broadcast multir	3 944	27 811	43 372	159 518
8543909000	Parts of oth electrical machines andapparatus,having individual fu	167 207	539 886	997 032	5 029 886
8544111000	Winding wire of copper,w/ an outercoating of lacquer or enamel	352 257	1 138 251	3 549 619	10 305 337
8544112000	Winding wire of copper,w/ an outer coat/ cover w/ paper, textile m	75 958	290 909	917 435	3 448 096
8544119010	Winding wire of copper, laquer/enamelled & cover with paper,tex	30 790	115 260	558 479	1 746 109
8544119020	Winding wire of copper, rect cross-sect. and without connectors	119 084	261 179	1 085 013	2 386 539
8544119090	Other winding wire of copper	17 581	82 641	383 154	1 078 070
8544190010	Winding wire not of copper, lacquered orenamelled	111 161	380 574	736 491	2 441 194
8544190020	Manganese resistance wire	9 573	22 340	112 815	252 127
8544190090	Winding wire not of copper,not lacquere/ enamelled, not mangane	109 897	387 832	1 126 341	5 398 953
8544201100	Co-axial cable/ elec;fitted w/ connector;<=66.000V;insulated w/ ru	114 424	409 305	505 888	1 679 783
8544201900	Co-axial cable/ elec;fitted w/ connector;<=66.000V;insulate not w/	576 772	3 479 852	6 586 882	30 560 520
8544202100	Co-axial cable/ elec;unfitted w/ conectr;<=66.000V;insulated w/ ru	184 714	606 771	916 358	2 066 447
8544202900	Co-axial cable/ elec;unfitted w/ conectr;<=66.000V;insulate not w/	1 151 994	3 701 129	5 611 392	19 066 911
8544203100	Co-axial cable/ elec;fitted w/ connector;>66.000V;insulated w/ rub	19 582	89 228	187 554	878 641
8544203900	Co-axial cable/ elec;fitted w/ connector;>66.000V;insulate not w/ r	15 890	62 720	85 671	372 861
8544204100	Co-axial cable/ elec;unfitted w/ conectr;>66.000V;insulated w/ rub	57	2 063	71 423	203 407
8544204900	Co-axial cable/ elec;unfitted w/ conectr;>66.000V;insulate not w/ r	367 355	1 345 073	2 712 784	9 447 514
8544301200	Wiring harness for mtor vehicle;of head87.02,87.03,87.04/ 84.11;i	279 447	1 064 453	4 671 174	18 233 945
8544301300	Wring harness for mtor vehicle;excl head87.02,87.03,87.04/ 84.11;	20 012	68 588	386 480	1 315 788
8544301400	Wiring harness for mtor vehicle;of head87.02,87.03,87.04/ 84.11;n	16 650	32 759	177 775	522 405
8544301900	Wring harness for mtor vehicle;excl head87.02,87.03,87.04/ 84.11;	17 178	65 937	565 271	2 201 349
8544309100	Ignition wiring sets,not wiring set,usedin vehicle,aircraft/ ship;insul	20 335	133 848	723 671	2 540 384
8544309900	Ignition wiring sets,not wiring set,usedin vehicle,aircraft/ ship;no ir	427 255	1 576 509	4 129 923	17 566 091
8544421100	Telephone, telegraph, radio relay cables submarine,fitted w/ connec	13 442	37 378	170 779	300 342
8544421200	Telephone, telegraph, radio relay cablenot submarine,fitted w/ co	5 537	6 269	97 538	151 142
8544421900	Oth elect conductor,fitted w/ connector;used for communication,;	295 385	734 465	4 516 865	10 998 531
8544422100	Telephone, telegraph, radio relay cables submarine,fitted w/ cnecto	303	2 189	22 837	51 549
8544422200	Telephon,tlegraph,radio relay cable;notsubmarine,fitted w/ cnectc	1 958	20 480	25 578	268 170
8544422900	Oth elect conductor,fitted w/ connector;used for communication,;	34 059	219 446	648 564	3 163 430
8544423200	Battery cable;<=1000V;insulate w/ rubberfor vehicle head 87.02,8	38	62	859	1 080
8544423300	Battery cable;<=1000V;insulate w/ rubberocl vehicle head 87.02,8	1 129	2 214	43 815	105 951
8544423400	Battery cable;<=1000V,insulate w/ rubberfor vehicle head 87.02,8	47	47	2 124	2 124
8544423900	Battery cab;<=1000V;no insulate w/ rubberocl vehicle head 87.02,8	220	1 377	6 199	29 659
8544429100	Electrical cables insulated w/ plasticdiameter <=19,5 mm,use for tel	333 800	891 474	3 059 061	10 099 079
8544429200	Electrical cables insulated w/ plasticdiameter >19,5 mm,use for tel	113 142	307 436	1 080 742	3 216 213
8544429910	Car cigarettes lighters adapters	221	946	16 434	32 422
8544429990	Oth elect conductor,fitted w/ connector,used for telecommunicati	155 872	569 429	1 367 435	4 661 203
8544491100	Telephone, telegraph, radio relay cables submarine,not fitted w/ co	31	40 940	5 492	253 765
8544491200	Telephone, telegraph, radio relay cablenot submarine,not fit w/ cr	4 344	8 499	59 217	84 307
8544491900	Oth elect conductor,not fit w/ cconnector;used for communication,v	242 616	1 079 048	3 355 364	10 242 772
8544492100	Shielded wire for mnfact.of auto-wiringharnesses, not for commur	778 356	2 733 907	7 567 935	27 184 986
8544492200	Electrical cables insulated w/ plasticdiamtr<=19,5 mm,not use for	52 204	111 825	48 724	212 467
8544492300	Electrical cables insulated w/ plasticdiamtr>19,5 mm,not use for te	666 327	699 814	1 554 304	1 880 816

I.3. IM POR M ENURUT KOM ODITI / IM PORT BY HS COM M ODITY

\*\*\* APRIL/ APRIL 2014 \*\*\*

H S	Uraian Komoditi Commodity Description	Berat Bersih / Net Weight (Kg)		Nilai / Value C.I.F (US\$)	
		Bulan ini Current Month	Kumulatif Cum. Jan. to date	Bulan ini Current Month	Kumulatif Cum. Jan. to date
8544492900	Oth electric conductors,not fitted w/ connector,not for telecommun	228 961	936 333	1 519 955	5 916 907
8544493100	Telephone,ttelegraph,radio relay cable submarine,for communic,80V	115	901	1 008	5 857
8544493200	Oth elect connector,fitted w/ connectorfor comm,insulate w/ plas	14 245	14 612	6 800	15 472
8544493900	Oth elect connector,fit w/ connector forcomm,not insulate w/ pla	287 554	937 673	3 488 325	13 323 489
8544494100	Oth elect cconnector,fit w/ connector,>80V& <=1000V,not for com,ir	216 432	360 552	2 327 748	3 812 660
8544494900	Oth elect cconnector,fit w/ connector,>80V& <=1000V,no for com,in	371 499	1 816 123	2 734 551	13 193 457
8544601100	Oth electric conductors,>1 kV & <=36kV,insulate plastic w/ core di	92 396	443 779	493 971	1 861 787
8544601900	Oth electric conductors,>1 kV & <=36kV,insulate plastic w/ core di	1 979	12 272	1 591	146 087
8544602100	Oth electric conductors,>36 kV & <=66kV,insulate plastic w/ core c	1 605	5 488	7 850	23 832
8544602900	Oth electric conductors,>1 kV & <=36kV,insulate plastic w/ core di	342 999	3 191 868	3 459 783	17 758 020
8544603000	Other electric conductors, for a voltage > 66 kV	8 505	89 914	139 209	669 144
8544701000	Optical fibre cable of teleph,telegraph,radio relay cables,submarin	76 257	597 406	1 824 680	7 146 984
8544709000	Other optical fibre cables	247 982	2 715 522	2 045 810	13 986 081
8545110000	Electroda of graphite, used for furnaces	568 357	3 162 528	1 886 773	10 386 085
8545190000	Electroda of graphite, used not forfurnaces	38 394	101 896	294 185	978 248
8545200000	Carbon brushes of graphite/oth carbon,for electrical purposed	58 162	208 279	1 680 278	5 720 245
8545900000	Lamp carbon,battery carbon & oth articleof graphite/oth carbon,w	174 251	481 393	596 109	2 374 858
8546100000	Electrical insulators of glass	230 262	675 391	561 818	1 515 499
8546201000	Transformer bushing & circuit breakerinsulator, of ceramic	129 236	246 082	683 341	2 595 146
8546209000	Electrical insulators of any materialother than glass & ceramics	497 919	1 349 180	635 632	2 131 299
8546900000	Oth elect insulators not of glass and of ceramics	135 948	470 980	1 692 104	4 836 022
8547100000	Insulating fitting for electrical mchineappl/equip; of ceramics	112 191	212 961	2 075 249	4 759 844
8547200000	Insulating fitting for electrical mchineappl/equip; of plastics	153 402	527 153	2 319 281	8 886 955
8547901000	Elect conduit tubingng & joint thereforof base metal line w/ insula	19 659	122 825	331 803	899 825
8547909000	Oth insulating fittings for elect mach,appliances/equipment, being	211 110	2 081 355	1 135 772	11 054 525
8548101900	Lead acid scrap storage batteries,drained/undrained,used for oth p	198	1 058	853	3 812
8548102300	Waste & scrap contain mainly iron ofelectric accumulators,used in	0	300	0	8 361
8548102900	Other waste and scrap containing mainlyiron	0	195	0	1 841
8548103300	Waste & scrap contain mainly copper ofelectric accumulators,usec	0	2	0	1 040
8548109900	Other waste & scrap containing othermaterials	0	10	0	866
8548901000	Image sensors contact type copmrising aphoto-conductive sensor	60 652	299 699	1 024 230	5 642 680
8548902000	Printed circuit assemblies incl suchassemblies for external connect	661	4 987	30 994	132 254
8548909000	Other waste & scrap of primary cells;primary batteries	57 813	208 892	1 634 350	6 133 402
8601100000	Rail locomotive powered from an externalsource of electricity	795	1 268	5 588	8 000
8602100000	Diesel-electric locomotives	0	6 400	0	110 000
8602900000	Locomotive tenders	147	147	412	412
8603100000	Self-propelled railway/tramway coaches,van & truck power by ext	6 600 000	14 709 000	19 853 437	38 621 409
8603900000	Self-propelled railway/tramway coaches,van & truck power by int	0	204	0	1 292
8604000000	Railway/tramway maintenance/servicevehicles, whether/ not self-	0	232 817	0	12 673 913
8606100000	Tank wagons and the like	0	67	0	266
8606910000	Oth railway/tramway goods vans & wagon,not self-propelled, covr	0	84	0	568
8606990000	Oth rail/tramway good van& wagon,not self propelled,open,nonre	14 071	23 541	45 820	793 233
8607190000	Axles & wheels, and parts thereof	326 033	1 366 021	3 451 833	17 786 143
8607210000	Air brakes and parts thereof	500	31 891	33 325	867 735
8607290000	Brakes and parts thereof other than airbrakes	14 471	14 954	37 446	77 002
8607300000	Hooks & oth coupling devices, buffers,and parts thereof	69 265	243 859	299 047	1 088 092
8607910000	Other parts of locomotives	5 559	30 298	633 010	1 765 246
8607990000	Other part of trolling stock	407 847	421 405	713 594	973 356
8608002000	Electromechanic equip of railway/tramway track fixtures,fiiting, m	11 622	85 854	666 148	1 652 402
8608009000	Non-electromech equip of railway/tramway track fixtures,fiiting, n	13 449	66 192	39 190	2 193 676
8609000010	Containers of metal,design & equip forcarriage by one/ more mode	183 018	797 023	1 435 826	4 436 311
8609000090	Container of oth material,design& equip for carriage by one/ more	122 811	336 188	537 707	1 951 348
8701101100	Pedestrian controlled tractors,power <=22.5 kW, for agricultural u	321	72 874	796	195 127
8701101900	Pedestrian controlled tractors,power <=22.5 kw oth than for agric	0	15 360	0	64 800
8701109100	Pedestrian controlled tractors, power >22.5 kw for agricultural use	2 184	6 684	16 500	49 500
8701109900	Pedestrian controlled tractors, power >22.5 kw oth than for agricu	2 850	19 805	2 694	86 967
8701201000	Road tractors for semi-trailers, ckd	0	23 700	0	52 500
8701209000	Road tractors for semi-trailers, not ckd	632 092	1 662 685	5 893 459	13 371 148
8701300000	Track-laying tractors	0	15 097	0	20 811
8701901000	Agriculture tractors	286 666	913 840	1 899 022	6 035 481
8701909000	Other tractors (other than tractors ofheading 87.09)	0	469 514	0	2 833 858
8702104100	Motor coach,bus/ minibus,for >=10 p.g.v.w.>= 6 t but <=18 t,ckd,di	6 585	6 585	54 500	54 500
8702104920	Motor coach,bus/ minibus,for >=10 p.g.v.w. > 18 t but <=24 t,ckd,d	16 400	59 841	100 836	501 606
8702105000	Oth motor vehicles for the transport >=10 p,ckd,diesel or semi-die	0	1 830	0	8 332
8702108100	Oth motor coach,bus/ minibus,for >=10 p.g.v.w >= 6 t but <=18 t,n	10 600	93 397	80 228	749 527
8702108910	Oth motor coach,bus/ minibus,for >=10 p.g.v.w. < 6 t, not ckd, dies	135 182	568 063	1 045 204	6 097 987

## I.3. IM POR M ENURUT KOM ODITI / IM PORT BY HS COM M ODITY

\*\*\* APRIL/ APRIL 2014 \*\*\*

H S	Uraian Komoditi Commodity Description	Berat Bersih / Net Weight (Kg)		Nilai / Value C.I.F (US\$)	
		Bulan ini Current Month	Kumulatif Cum. Jan. to date	Bulan ini Current Month	Kumulatif Cum. Jan. to date
8702109000	Oth motor vehicles for the transport >=10 p;not ckd, diesel	4 400	164 555	28 766	2 084 052
8702909420	Motor vehicle,non diesel,transport>=30p,not ckd,g.v.w. >24 t,not	0	223 200	0	2 412 000
8702909520	Oth motor coach,bus/minibus,non diesel,transport >10 p, not ckd,	26 000	26 000	337 578	337 578
8703101000	Golf cars, including golf buggies	5	80 514	678	92 986
8703109000	Vehicle specially design for travel on snow oth than golf cars	170	1 559	300	10 213
8703211000	Go-karts,cylinder capacity <= 1000 cc,internal combust recipro pist	1 323	1 323	30 738	30 738
8703212200	Motor cars excl vans, <= 1,000 cc, ckd,4 WD,intrn combust recipro	0	133	0	107
8703212300	Motor car excl vans,<= 1,000 cc,ckd,not4 WD,intrn combust recipr	298	298	6 030	6 030
8703212910	Sedan/station wagon,<=1,000 cc,not ckd,not 4WD,intern combust	2 754	20 733	31 779	225 959
8703212990	Oth motor car,<= 1,000 cc,not ckd,not4 WD, intern combust recipr	108 870	356 792	1 202 180	3 986 180
8703213900	Oth vehicles,<=1,000 cc, ckd, not 4 WD,drive,intern combust recip	0	8 020	0	25 200
8703219900	Oth vehicle,<=1,000 cc,not ckd,internalcombust recipro piston enç	1 050	1 050	66 366	66 366
8703221190	Oth motor car,no sedan,1000-1500 cc,ckdinternal combust reciprc	0	352 178	0	3 477 814
8703221910	Sedan/station wagon,1000-1500cc,not ckd internal combust recipr	354 990	1 526 759	2 667 908	13 645 075
8703221990	Oth motor car,no sedan,1000-1500 cc,notckd,intern combust recipr	3 513 643	16 637 654	30 387 491	145 644 172
8703229900	Other vehicles, 1000-1500 cc, not ckd,internal combust recipro pis	205 200	1 889 825	1 788 942	16 827 285
8703231000	Ambulance,1500-3000cc,internal combust,reciprocating piston en	0	8 408	0	44 962
8703235190	Oth mtor car excl van,no sedan,ckd,1500-1800cc,intern combust r	2 000	2 000	35 393	35 393
8703235210	Sedan/station wagons, 1800-2000 cc, ckdinternal combust recipro	197 670	714 954	2 512 172	8 612 635
8703235290	Oth mtor car excl van,no sedan,ckd,1800-2000cc,intern combust r	954 055	3 213 253	9 060 852	32 106 841
8703235390	Oth mtor car excl van,no sedan,ckd,2000-2500cc,intern combust r	113 258	113 258	793 338	793 338
8703235410	Sedan/station wagons,2500-3000 cc,ckd,internal combust recipro	0	1 816	0	83 101
8703236110	Sedan/station wagon,1500-1800cc,not ckd,internal combust recip	442 789	1 633 123	5 651 234	20 473 300
8703236191	Oth motor car excl van,1500-1800cc,notckd,2 WD,intern combust	107 383	582 197	1 131 049	5 837 006
8703236192	Oth motor car excl van,1500-1800cc,notckd,4 WD,intern combust	0	9 228	0	150 518
8703236210	Sedan/station wagon,1800-2000cc,not ckd, internal combust recipr	101 864	389 296	1 433 109	5 673 855
8703236291	Oth motor car excl van,1800-2000cc,notckd,2 WD,intern combust	376 975	1 252 941	4 656 480	14 296 462
8703236292	Oth motor car excl van,1500-1800cc,notckd,4 WD,intern combust	191 628	284 328	1 299 274	2 199 196
8703236310	Sedan/station wagon,2000-2500cc,not ckd,internal combust recipr	397 937	1 985 144	5 899 418	30 795 852
8703236391	Oth motor car excl van,2000-2500cc,notckd,2 WD,intern combust	1 547 669	7 688 530	18 295 638	87 461 682
8703236392	Oth motor car excl van,2000-2500cc,notckd,4 WD,intern combust	0	21 399	0	191 622
8703236410	Sedan/station wagon,2500-3000cc,not ckd,internal combust recipr	78 754	236 654	1 784 996	5 267 767
8703236491	Oth motor car excl van,2500-3000cc,notckd,2 WD,intern combust	199 881	1 180 057	3 228 113	15 953 273
8703236492	Oth motor car excl van,2500-3000cc,notckd,4 WD,intern combust	167 034	399 932	3 031 800	7 626 422
8703239210	Oth vehicle,1800-2000cc,not ckd,2 WD,internal combust recipro p	27 952	64 050	388 110	867 606
8703239490	Oth vehicle,2500-3000cc,not ckd,4 WD,internal combust recipro p	3 510	92 397	83 352	2 000 877
8703245110	Sedan/station wagon,>3000 cc,4 WD,notckd,internal combust reci	31 777	132 955	1 303 526	5 562 077
8703245190	Oth motor car,no sedan,>3000cc,not ckd,4 WD,internal combust r	847 225	1 638 439	10 172 682	23 423 518
8703245910	Sedan/station wagon,>3000 cc,not 4 WD,not ckd,intern combust r	101 168	353 840	3 024 446	12 925 989
8703245990	Oth mtor car,no sedan,> 3000cc,not ckd,not 4 WD,intern combust	20 644	85 407	318 456	3 331 969
8703312000	Other motor cars excl van, <= 1500 cc,not ckd,diesel	0	1 294	0	11 616
8703324990	Oth motor cars,no sedan, 2000-2500 cc,not ckd,diesel	140 050	1 227 875	981 012	10 368 690
8703325200	Motor car excl van,1500-2000cc,not ckd,4 WD,diesel	0	17 269	0	159 806
8703325300	Motor car excl van,1500-2000cc,not ckd,not 4 WD,diesel	3 744	286 014	35 339	2 594 208
8703325400	Motor cars excl van, 1500-2500 cc,notckd,4 WD,diesel	189 285	847 535	1 698 239	8 296 478
8703325900	Motor car excl van,1500-2500cc,not ckd,not 4 WD,diesel	1 027 922	8 279 510	9 968 795	81 749 308
8703329200	Oth vehicle,1500-2000 cc,not ckd,diesel,4 WD	4 000	4 000	35 925	35 925
8703329400	Oth vehicle,1500-2500 cc,not ckd,diesel,4 WD	8 984	8 984	77 280	77 280
8703335300	Other motor cars, 2500-3000 cc, not ckd, 4WD, diesel	302 702	354 065	2 243 650	2 681 490
8703335400	Other motor cars, 2500-3000 cc, not ckd, oth than 4 WD,diesel	7 710	20 905	133 950	444 300
8703335500	Other motor cars, > 3000 cc, not ckd,4 WD, diesel	52 164	266 249	699 024	3 618 096
8703339900	Other vehicles, > 2500 cc, not ckd,oththan 4 WD, diesel	0	5 140	0	60 300
8703907000	Motor cars excl vans, not elect-powered,for transport of persons,	349	349	2 900	2 900
8703909000	Oth vehicles not electrically-powered,for transport of persons, not	0	295	0	1 144
8704101300	Damper,designed for-off highway,CKD,g.v.w. <= 5 t	0	445	0	4 881
8704101500	Damper,designed for-off highway,CKD,g.v.w. < 10 t but >= 20 t	0	9 844	0	41 625
8704101800	Damper,designed for-off highway,CKD,g.v.w. > 45 t	0	1 173 025	0	16 743 242
8704102400	Damper,designed for-off highway,not CKD, g.v.w. < 5 t but >= 10 t	0	10 880	0	276 044
8704102600	Damper,designed for-off highway,not CKD, g.v.w. < 20 t but >= 24	308 604	308 604	783 865	783 865
8704102700	Damper,designed for-off highway,not CKD, g.v.w. < 24 t but >= 45	24 241	142 921	160 000	1 335 040
8704102800	Damper,designed for-off highway,not CKD, g.v.w. > 45 t	1 879 761	5 321 386	27 376 170	75 038 758
8704211900	Oth motor vehicles,for transport goods, g.v.w. <= 5 t,ckd, diesel	37	2 037	205	7 407
8704212900	Oth motor vehicles,for transport goods,g.v.w. <= 5 t, not ckd, dies	2 811 668	11 175 764	21 417 682	84 021 070
8704221900	Oth motor vehicles,for transport goods,g.v.w. <5 t but >= 6 t, ckd,	433 701	1 327 851	11 497 500	34 492 500
8704222300	Tanker vehicles;bulk cement truck,g.v.w. 5-6 t, not ckd, diesel	0	15 097	0	20 811
8704223900	Oth motor vehicles,for transport goods, g.v.w. 6-20 t,ckd, diesel	53 961	53 961	406 978	406 978

I.3. IM POR M ENURUT KOM ODITI / IM PORT BY HS COM M ODITY

\*\*\* APRIL/ APRIL 2014 \*\*\*

H S	Uraian Komoditi Commodity Description	Berat Bersih / Net Weight (Kg)		Nilai / Value C.I.F (US\$)	
		Bulan ini Current Month	Kumulatif Cum. Jan. to date	Bulan ini Current Month	Kumulatif Cum. Jan. to date
8704225100	Oth motor vehicles,for transport goods,g.v.w. 6-10 t, not ckd, dies	3 105	6 210	10 131	20 262
8704225900	Other vehicles for the transport of goods,10-20 t, not ckd, diesel	25 970	37 610	92 933	213 060
8704231900	Other lorries (trucks), 20-24 t,ckd, diesel	112 300	112 300	214 553	214 553
8704235900	Other lorries (trucks), 25-45 t,ckd, diesel	60 313	108 879	590 066	1 038 604
8704236100	Refrigerated lorries (trucks), 25-45 t,not ckd, diesel	34 850	45 670	6 800	24 557
8704236300	Tanker vehicles; bulk-cement lorries,25-45 t, not ckd, diesel	10 544	10 544	397 277	397 277
8704236600	Dumpers, 24-45 t, not ckd,diesel	380 300	550 304	1 418 750	2 217 694
8704236900	Other lorries (trucks), 25-45 t,not ckd, diesel	304 845	2 954 069	2 501 080	19 488 845
8704238600	Dumpers, g.v.w.> 45 t, not ckd, diesel	9	24	1 150	2 815
8704238900	Other lorries (trucks), > 45 t, not ckd, diesel	112 525	654 900	815 208	6 454 289
8704312900	Other lorries (trucks), <= 5 t, not ckd,internal combustion piston en	559 782	1 900 281	3 412 634	11 510 522
8704328100	Refrigerated lorries (trucks), 24-45 t,not ckd,internal combust pist	0	9 836	0	9 300
8704328900	Other lorries (trucks), g.v.w, 24-45 t,not ckd,internal combust pist	10 000	10 000	4 000	4 000
8704909900	Motor vehicles for the transport of goods, >45 t, not ckd	7	7	276	276
8705100000	Crane lorries	1 144 438	2 168 885	5 416 927	10 507 638
8705200000	Mobile drilling derricks	0	338 880	0	1 550 796
8705300000	Fire fighting vehicles	6 580	104 030	93 707	1 317 212
8705400000	Concrete-mixer lorries	140 710	935 023	665 147	3 168 900
8705905000	Street clean vhcl, cesspool emptiermobile clinic;spray lorries of all	3 108	68 696	66 938	1 521 070
8705909000	Other special purpose motor vehicles	165 356	1 593 229	1 310 433	9 484 251
8706001910	Chasis fitted with engines of pedestriancontrolled tractors, not agr	0	2 106	0	56 766
8706002910	Chasis fitted with engines for vehicles< 10 person, for cars <=24 t	0	3 100	0	8 650
8706003900	Oth chasis fitted with engines for vhclsof designed for transport of	0	399	0	20 644
8706004020	Chasis fitted with engines for vehiclestransport of goods, g.v.w > 2	66 516	66 516	1 062 357	1 062 357
8706005000	Chasis fitted with engines for specialpurposes motor vehicles	0	800	0	587
8707109000	Other bodies for the vehicletransport of persons	29 170	169 559	368 212	1 921 052
8707901010	Bodies for road tractors semi-trailersor track-laying tractors	2 532	5 648	12 202	49 285
8707901020	Bodies for other tractor	279	1 338	3 879	10 783
8707909010	Bodies for dumpers off highway use,not ckd, g.v.w > 45 t	114 775	115 489	155 250	166 454
8707909020	Other Bodies for the vehiclesof g.v.w .<= 24 t	1 075	10 572	11 332	21 810
8707909030	Other Bodies for the vehiclesof g.v.w .> 24 t	2 385	31 509	67 032	355 492
8708101000	Bumper and parts for tractors	1 610	13 664	26 310	105 123
8708109000	Bumper and parts for other tractors	261 040	1 139 720	3 172 518	12 701 614
8708210000	Safety seat belt for parts andaccessories	190 284	692 014	2 436 508	7 510 916
8708291100	Component of door trim assembly fortractors	283	1 940	5 380	38 009
8708291200	Component of door trimassembly fortransport of persons	304 485	1 118 881	3 704 619	13 655 353
8708291400	Component of door trim assembly fortransp>= 10 persons or tansp	54 745	250 275	263 427	1 134 475
8708291900	Component of door trim assembly forspecial purpose motor vehic	622 520	1 384 251	3 590 260	12 158 090
8708292000	Parts of safety seat belts	315 646	1 195 714	3 169 729	11 122 809
8708299200	Oth parts, access for vehicles oftractors	385	2 044	13 443	56 494
8708299300	Interior trim fitting; mudguards fortransport of persons	587 925	3 198 920	5 609 913	30 494 175
8708299400	Hood rods for vehiclestransport of persons	112	748	5 814	21 116
8708299500	Oth parts and accessoriesfor transport of person	992 521	3 312 675	8 899 301	31 864 570
8708299600	Interior trim fitting; mudguards fortransp>= 10 persons or tanspor	24 921	93 513	359 810	1 383 865
8708299700	Hood rods for transport>= 10 persons or transport of goods	52	369	478	4 179
8708299800	Oth parts, access for transport>= 10 persons or transport of goods	8 052	35 337	136 134	651 150
8708299900	Other parts and access, Of motorvehicles of heading 8701-8705	831 163	3 062 689	8 746 085	32 670 128
8708301000	Brakes,servo-brakes; parts thereof fortractors	33 430	98 937	434 045	1 460 955
8708302100	Brake drums, brake disc or brake pipes for transport of persons	45 566	230 247	595 615	2 652 129
8708302900	Oth brake drums, brake disc or brakepipes for transport of person:	818 752	2 599 887	11 040 045	34 028 370
8708303000	Brake drums, brake disc or brake pipesof >= 10 persons/ transport	70 962	216 933	1 077 264	2 930 410
8708309000	Oth brakes,servo-brakes; parts thereof for transport of persons	463 385	1 830 366	3 958 330	14 819 549
8708401100	Gear boxes, unassembled fortransport of persons	163 891	490 837	1 796 397	6 404 143
8708401300	Gear boxes, unassembled for special purpose vehicles or transport	59 854	62 045	496 945	540 364
8708401400	Gear boxes, unassembled for vehiclestractors	74	517	3 001	7 695
8708401900	Gear boxes, unassembled fortransport vehicles , >= 10 person	462 319	1 494 184	3 967 485	13 395 177
8708402500	Gear boxes, assembled fortractors	1 116	2 331	26 416	60 976
8708402600	Gear boxes, assembled fortransport of persons	1 450 999	4 855 017	30 897 893	100 584 712
8708402710	Gear boxes, assembled; dumpers not ckd>= 1.2 t for goods/special	0	1 108	0	11 013
8708402790	Gear boxes, assembled; dumpers not ckd< 1.2 t for goods/special	21 646	93 983	578 845	2 503 368
8708402900	Gear boxes, assembled fortransport vehicles , >= 10 person	278 544	895 605	2 541 220	8 404 800
8708409100	Parts of gear boxes and parts thereoftractors	603	1 799	17 959	56 225
8708409200	Parts of gear boxes and parts thereoftransport of persons	800 095	2 486 054	12 336 780	37 760 225
8708409900	Oth parts of gear boxes for vehiclesof heang 8701-8705	253 344	809 861	8 057 367	23 501 927
8708501100	Drive-axes with differential, unassemblfor transport of persons	976 751	3 778 029	5 121 938	20 250 981
8708501300	Drive-axes with differential, unassemblfor for goods/special purpo	116 250	270 290	477 413	1 034 714

I.3. IM POR M ENURUT KOM ODITI / IM PORT BY HS COM M ODITY

\*\*\* APRIL/ APRIL 2014 \*\*\*

H S	Uraian Komoditi Commodity Description	Berat Bersih / Net Weight (Kg)		Nilai / Value C.I.F (US\$)	
		Bulan ini Current Month	Kumulatif Cum. Jan. to date	Bulan ini Current Month	Kumulatif Cum. Jan. to date
8708501500	Drive-axes with differential, unassembled for tractors	5 241	37 373	78 336	336 678
8708501900	Drive-axes with differential, unassembled for transport, >=10 person	100 099	394 910	435 073	1 980 780
8708502500	Drive-axes with differential, assembled for tractors	40 117	200 778	587 167	2 853 675
8708502600	Drive-axes with differential, assembled for transport of persons	1 356 238	5 695 938	14 000 119	56 568 010
8708502710	Drive-axes for damper, not ckd dmtr >=120 mm for goods/ special	0	6 426	0	9 773
8708502790	Drive-axes for damper, not ckd dmtr <120 mm for goods/ special p	12 174	90 192	252 365	2 091 938
8708502900	Drive-axes with differential, assembled for transport of persons	397 607	1 387 260	2 472 956	7 138 820
8708509100	Parts crown wheels & pinion of drive axles with diff. for tractors	25 343	39 924	272 895	331 811
8708509200	Oth parts crown wheels & pinion of drive axl with diff for tractors	594	3 451	28 648	119 505
8708509300	Parts of drive-axes with differential, for transport of person	138 232	421 090	1 253 502	4 600 717
8708509900	Oth parts of drive-axes with differential, for vehicles 8701-8705	268 478	834 113	1 956 886	6 224 587
8708701500	Road wheels of hub-caps for tractors	62	7 574	2 195	43 754
8708701600	Road wheels of hub-caps for transport of person	49 126	104 515	214 776	937 540
8708701700	Road wheels of hub-caps for vehicles >= 10 persons or transport of	409	27 171	5 078	35 013
8708701900	Road wheels of hub-caps for special purpose motor vehicles	59 471	204 038	262 165	858 957
8708702200	Road wheels of wheels fitted with tyres for transport of person	9 912	24 406	197 945	413 330
8708702900	Road wheels of wheels fitted with tyres for transp person; goods; sp	0	276	0	5 563
8708703100	Road wheels of wheels not fitted with tyres for tractors	0	1 034	0	2 107
8708703200	Road wheels of wheels not fitted with tyres for transport of person	191 731	967 422	855 155	4 908 203
8708703990	Road wheels of wheels not fitted with tyres of damper, not ckd dmi	1 773 521	5 207 903	773 447	2 570 422
8708709500	Other road wheel and parts for tractors	1 983	8 883	43 801	148 023
8708709600	Other road wheel and parts for vehicles >= 10 persons or transport	97 302	143 166	202 895	344 120
8708709700	Other road wheel and parts for vehicle transport of person	62 864	523 811	585 290	2 732 780
8708709900	Other road wheel and parts for special purpose motor vehicles	130 083	572 301	290 116	3 044 623
8708801500	Suspension systems for tractors	13 531	20 182	41 999	140 422
8708801600	Suspension systems for transport of person	145 451	456 714	1 521 411	4 551 231
8708801700	Suspension systems for damper off highway use or special purpose r	9 600	108 751	124 798	347 742
8708801900	Suspension systems for transport, >=10 person	203 870	610 787	722 420	2 773 442
8708809100	Parts suspension systems for tractors	118	941	3 600	34 663
8708809200	Parts suspension systems for transport of persons	281 889	1 022 302	2 786 862	9 894 602
8708809900	Parts suspension systems for transport of person or special purpos	281 936	824 564	2 508 156	7 594 699
8708911500	Radiators for tractors	866	5 716	27 573	129 166
8708911600	Radiators for transport of person	24 830	135 528	293 390	1 378 781
8708911700	Radiators for vehicles >= 10 persons or transport of goods	27 128	76 384	336 559	904 209
8708911900	Radiators for special purpose vehicles	67 191	298 733	906 986	3 783 797
8708919100	Parts of radiators for tractors	5 947	12 771	80 224	186 349
8708919200	Parts of radiators for transport of person	40 991	168 677	639 082	2 288 785
8708919900	Parts of radiators for vehicles of person; goods; special purpose	180 749	602 731	2 445 128	8 676 537
8708921000	Slencers (mufflers), exhaust pipe; parts for vehicles tractors	223	305	5 497	8 393
8708922000	Slencers (mufflers), exhaust pipe; parts for transport of persons	144 363	745 416	1 904 939	8 402 643
8708924000	Slencers (mufflers), exhaust pipe; parts for vchls >= 10 persons/ tans	18 523	78 479	211 372	900 868
8708929000	Slencers (mufflers), exhaust pipe; parts for special purpose motor v	101 594	416 670	1 209 463	4 909 322
8708935000	Clutches and parts thereof for vehicle tractors	4 322	12 114	64 044	169 204
8708936000	Clutches and parts thereof for vehicle transport of persons	535 884	1 953 902	6 320 868	21 771 301
8708937000	Clutches and parts thereof for vehicle transport of goods/ special p	27 670	91 541	373 137	1 351 566
8708939000	Clutches and parts thereof for vehicles transport, >=10 person	292 932	969 852	1 870 289	6 386 275
8708941000	Steering wheels with airbag assemblies	21 672	31 144	169 233	273 334
8708949400	Oth steering wheels with airbag assemblies for tractors	3 088	7 820	81 360	247 328
8708949500	Oth steering wheels with airbag assemblies for transport of person	1 533 527	5 829 040	16 614 391	60 500 884
8708949900	Oth steering wheels with airbag assembly of vchls persons; goods; sp	703 869	2 241 476	6 401 631	21 261 919
8708951000	Safety airbags with inflater system for vehicles	204 981	806 422	3 038 908	11 131 394
8708959000	Parts safety airbags with inflater system	127 648	334 591	2 931 146	8 422 722
8708991000	Other parts & acces. for other vehicles of tractors	103 706	437 837	1 885 560	6 258 049
8708992100	Fuel tanks for vehicles transport persons or goods	328 756	1 264 064	4 180 765	15 665 734
8708992300	Parts of fuel tanks for vehicle transport of persons or goods	107 231	371 434	893 911	4 016 867
8708993000	Accelerator, brake or clutch padals for vehicles transport of persons	70 214	251 643	913 037	3 367 622
8708994000	Battery carriers or trays & brackets for vehicles transport of person	1 830	9 962	30 579	114 290
8708995000	Radiator shrouds for vehicle transport of persons or goods	358	2 738	9 150	25 088
8708996100	Chasis frames for vehicles for transport, >=10 person	118	52 637	2 425	549 731
8708996200	Chasis frames for vehicle transport of persons	428 137	2 966 314	2 842 250	24 191 746
8708996310	Chasis frames for vehicles <= 24 t transport of goods	303 750	687 693	624 353	1 357 182
8708996320	Chasis frames for vehicles > 24 t transport of goods	67	80	51	748
8708997000	Other chasis frames or parts	1 934 598	10 052 787	27 048 165	116 042 215
8708999000	Other parts, acces for other vehicles of heading 8701- 8705	3 671 469	12 535 409	25 553 545	95 359 731
8709110000	Electrical vehicles, works trucks, self-propelled, not fiited with liftin	13 439	104 969	125 999	671 619
8709190000	Non electrical vehicles, works trucks self-propelled, not fiited with li	59 819	210 108	185 076	1 445 816



I.3. IM POR M ENURUT KOM ODITI / IM PORT BY HS COM M ODITY

\*\*\* APRIL/ APRIL 2014 \*\*\*

H S	Uraian Komoditi Commodity Description	Berat Bersih / Net Weight (Kg)		Nilai / Value C.I.F (US\$)	
		Bulan ini Current Month	Kumulatif Cum. Jan. to date	Bulan ini Current Month	Kumulatif Cum. Jan. to date
8709900000	Parts of work trucks,self-propelled,notfitted with lift/ handl equip,	1 677	35 106	59 959	162 592
8710000000	Tanks, other armoured fighting vehicles,motorised, with weapons/	1 028	341 890	669 750	29 205 649
8711101300	Other motorcycle and scooters, recipoint combust piston engine >	0	2 284	0	8 993
8711109200	Moped and motorised bicycles,recipro intcombust piston engine <	0	174	0	3 570
8711109300	Other motorcycle and scooters, recipoin combust piston engine <	8 816	13 679	17 325	24 184
8711201010	Motocross motorcycles, with recipoint combust pist engine, 50-250	0	63	0	500
8711201090	Motocross motorcycles, with recipro intcombust pist engine, 50-250	26 248	49 981	391 873	601 309
8711202000	Moped and motorised bicycles with recipint combust piston engine, >	9 722	35 076	130 162	519 980
8711203100	Motorcycles of cylinder capacity150-200 cc, ckd	148 499	432 410	178 145	543 596
8711203200	Motorcycles of cylinder capacity200-250 cc, ckd	0	13 724	0	218 895
8711203900	Motorcycles of cylinder capacity> 250 cc, ckd	181	4 439	972	55 332
8711204500	Motorcycles of cylinder capacity<= 200 cc, not ckd	11 968	226 491	55 126	571 986
8711205100	Motorcycles (not side-cars)incl.Scootersof cylinder capacity 150-200	41 105	389 423	246 690	3 492 996
8711205200	Motorcycles (not side-cars)incl.Scootersof cylinder capacity 200-250	1 158 673	2 880 934	15 344 498	41 729 902
8711205900	Motorcycles (not side-cars)incl.Scootersof cylinder capacity > 250	233 551	741 819	3 212 344	11 131 801
8711209000	Other motorcycles (not side-cars)include Scooters	28 408	47 678	43 570	115 358
8711301090	Motocross motorcycles with recipro intcombust piston engine 250	2 628	9 676	22 150	84 190
8711309000	Oth motocross motorcycles with recipoint combustion piston eng	0	470	0	11 627
8711402000	Other motorcycles, with recipro intcombust piston engine, 500-800	0	629	0	22 299
8711409000	Other motorcycles, with recipro intcombust piston engine,500-800	22 117	92 292	558 288	2 238 277
8711502000	Other motorcycles, recipro int combustpiston engine, > 800 cc, ckd	35 015	103 487	1 071 916	2 823 496
8711509000	Other motorcycles, recipro int combustpiston engine, > 800 cc, no	4 639	38 896	148 779	1 183 413
8711905100	Electrical powered motorcycles, ckd	64 985	248 888	68 872	258 778
8711909100	Electrical powered motorcycles, not ckd	0	12 959	0	12 533
8711909900	Other electrical powered motorcycles not ckd	49	15 244	2 393	1 152 914
8712001000	Racing bicycles	34 902	581 218	43 509	557 838
8712002000	Bicycles designed to be riddenby children	1 420 848	6 201 244	1 196 196	4 667 241
8712003000	Other bicycles	1 313 606	5 947 186	1 334 934	5 037 788
8712009000	Other cycles	66	401 177	236	2 670 604
8713100000	Carriages for disabled persons,not mechanically propelled	32 015	149 529	105 582	504 221
8713900000	Carriages for disabled persons,mechanically propelled	315 595	525 562	816 286	1 433 047
8714101000	Saddles of motorcycles (incl. mopeds)	1 158	10 015	14 189	22 076
8714102000	Spokes/nipples of motorcycles(including mopeds)	42 476	226 008	89 324	346 633
8714109010	Frame and forks(incl. Telescopic fork,rear suspension and parts ther	383 706	1 105 265	2 496 093	7 685 400
8714109020	Gearing,gearbox,clutch and othertransmission equip. and part the	386 541	1 355 609	2 741 299	9 791 848
8714109030	Wheel rims	2 258 111	7 173 906	11 715 535	37 499 902
8714109040	Brakes and parts thereof	167 559	641 474	698 464	2 218 707
8714109050	Silencers (mufflers) and parts thereoffor vehicles of heading 8711-	28 510	99 009	286 951	813 996
8714109090	Oth parts and accessories of vehiclesof heading 8711- 8713	7 103 643	23 813 495	21 393 738	70 803 480
8714201100	Castors of a dmm (incl. tyres) 75-100 mmthat the wheel width > 30	0	10	0	480
8714201900	Castors of a dmm (incl. tyres) > 250 mmthat the wheel width > 30	42	97	275	591
8714209000	Other parts of carriages for disabled persons	12 614	19 697	16 490	36 474
8714911000	Frame and forks for bicycles designetto be ridden by children	587 882	1 903 107	565 100	1 746 940
8714919100	Parts for forks	24 126	83 919	19 376	63 744
8714919900	Other parts for forks	131 701	486 385	778 731	3 308 538
8714921000	Wheel rims and spokes for bicyclesdesignet to be ridden by childre	153 312	498 576	214 709	570 202
8714929000	Other wheel rims and spokes	173 503	563 362	251 594	1 045 055
8714931000	Hubs,(exlc coaster brake hub, hub brakefree/ sprocket-wheel),bicy	47 788	196 499	83 764	250 870
8714939000	Oth hubs, (exlc coaster braking hub,hub brake, free/ sprocket-whe	301 599	928 547	746 411	2 461 728
8714941000	Brakes,(incl coast brake hub,hub brake)for bicycles to be ridden by	82 559	306 099	190 044	696 328
8714949000	Oth brakes, (incl coaster braking hubs,hub brakes)	293 704	765 193	868 544	3 017 249
8714951000	Saddles for bicycles designetto be ridden by children	94 691	276 817	112 432	315 381
8714959000	Other saddles	114 826	392 051	213 922	711 985
8714961000	Pedals and crank-gear,& parts thrf orbicycles to be ridden by chil	101 114	357 340	112 296	379 435
8714969000	Other pedals and crank-gear,and parts thereof	465 628	1 379 747	1 193 313	3 550 789
8714991100	Handle,bars,pillars or parts & access.of bicycle to be ridden by chil	314 153	1 588 260	354 560	1 354 500
8714991200	Chain wheels and cranks for bicyclesdesignet to be ridden by child	118 324	360 269	117 944	308 820
8714999100	Oth handle,bars,pillars or parts andaccessories	1 859 579	8 615 278	2 077 610	13 594 065
8714999200	Other chain wheels and cranks	297 311	1 121 662	1 080 719	3 271 663
8715000000	Baby carriages and parts thereof	310 973	1 028 643	993 758	3 171 949
8716200000	Self-loading/ self-unloading trailers & semi-trailers for agricultural p	4 048	14 687	1 831	21 252
8716310000	Tanker trailers,tanker semi-trailersfor the transport of goods	13 600	340 706	61 065	1 046 092
8716394000	Agricultural trailers and semi-trailers	0	1 000	0	2 085
8716399100	Oth agricul. trailers and semi-trailerscarrying capacity > 200 t	0	26 857	0	78 887
8716399900	Oth agricul. trailers and semi-trailerscarrying capacity < 200 t	0	228 601	0	259 338
8716400000	Other trailers and semi-trailers	2 052	380 230	301	3 495 804

I.3. IM POR M ENURUT KOM ODITI / IM PORT BY HS COM M ODITY

\*\*\* APRIL/ APRIL 2014 \*\*\*

H S	Uraian Komoditi Commodity Description	Berat Bersih / Net Weight (Kg)		Nilai / Value C.I.F (US\$)	
		Bulan ini Current Month	Kumulatif Cum. Jan. to date	Bulan ini Current Month	Kumulatif Cum. Jan. to date
8716801000	Cart,wagon,sack truck,hand trolleys & similar hand-propelled vhl	45 824	237 863	213 266	1 182 694
8716802000	Wheelbarrows	157 810	668 023	70 347	319 818
8716809000	Oth vehicles not mechanically propelled	55 710	217 417	299 991	938 108
8716901300	Parts for trailer and semi-trailers for goods of agricultural puposes	462 122	2 333 202	434 656	3 140 226
8716901900	Other parts for trailer and semi-trailer	505 679	1 598 508	892 819	3 166 565
8716909200	Castors of a dmm(incl. tyres) 100-250mm that the wheel width > 3	58 672	214 224	151 139	675 001
8716909300	Other parts for other vehicles	219 643	596 731	993 483	2 125 726
8716909400	Spokes and nipples	0	2	0	32
8716909500	Castors for goods of sbhd 8716.80.90 dmm incl tyres 100-250mm v	23 202	39 304	340 892	565 087
8716909600	Other castor	9 830	13 332	66 976	77 080
8716909900	Oth trailer and semi-trailers,oth vhdls not mechanically propelled	730 982	2 501 288	1 676 129	6 432 201
8801000000	Balloon,dirigibles,glider, hang gliders and other non-powered aircr	0	82	0	250
8802100000	Helicopters of an unladen weight <= 2,000 kg	1 412	15 562	3 334 900	7 969 137
8802120000	Helicopters of an unladen weight > 2,000 kg	6 800	14 479	13 283 168	13 324 232
8802201000	Aeroplane of an unladen weight <= 2,000 kg	0	20 092	0	6 761 764
8802209000	Aeroplane of an unladen weight > 2,000 kg	0	5 999	0	14 809 414
8802301000	Aeroplane of an unladen weight >2,000 kg and <= 15,000 kg	5 670	10 783	2 495 000	5 434 470
8802401000	Aeroplanes of an unladen weight > 15,000 kg	0	32 000	0	763 473
8803100000	Propellers, rotors, parts thereof heading 8801 or 8802	81 353	83 654	97 144	221 424
8803200000	Under-carriages, parts thereof heading 8801 or 8802	33	6 267	39 822	1 504 142
8803300000	Other parts of aeroplanes/helicopters heading 8801 or 8802	104 895	199 170	20 149 125	117 046 481
8803901000	Parts of telecommunication satellites	0	2	0	80
8803909000	Other parts of goods of ballon,dirigibles and other aircraft	35 200	73 324	20 422 331	25 424 989
8804001000	Parachutes (incl dirigible parachutes,paragliders)& rotochutes,part	48	51	9 726	9 886
8804009000	Oth parachutes (incl dirigible parachut,paragliders)& rotochutes,pa	2 540	2 761	2 077 231	2 079 996
8805100000	Aircraft launching gear, part thereof,deck arrestor/similar gear,par	0	63 446	0	5 561 063
8805291000	Ground flying trainers	0	1 931	0	119 667
8805299000	Parts of ground flying trainers	300	5 768	50 408	809 695
8901205000	Tankers of gross tonnage <= 5000 ton	426 000	4 890 000	250 000	4 433 445
8901901400	Other vessels,for transp. not motorised of gross tonnage > 500 ton	12 315 000	42 539 067	11 645 300	69 429 010
8901903200	Other vessels for transport, motorised of gross tonnage > 26 but <=	886 000	2 741 000	4 486 823	9 761 835
8901903300	Other vessels,for transp. motorised of gross tonnage > 500 but <=	1 091 000	1 755 000	1 080 000	2 366 849
8901903400	Other vessels,for transp. motorised of gross tonnage >1000 but <=	6 844 548	35 306 134	16 618 059	81 338 071
8901903500	Other vessels,for transp. motorised of gross tonnage >4000 but <=	0	4 949 000	0	5 996 175
8901903600	Other vessels,for transp. motorised of gross tonnage >5000 but <=	0	4 669 000	0	47 380 000
8902002100	Fishing vessels of gross tonnage <= 26 ton	55 420	55 420	32 000	32 000
8902002200	Fishing vessels of gross tonnage > 26 but <= 40 ton	39 880	51 880	16 000	17 122
8902002300	Fishing vessels of gross tonnage > 40 but <= 250 ton	741 910	2 014 910	280 000	1 995 730
8902002400	Fishing vessels of gross tonnage > 250 but <= 1000 ton	1 384 628	4 435 457	994 950	2 776 976
8902009300	Other fishing vessels of gross tonnage > 40 but <= 250 ton	5 751 000	9 903 000	2 432 100	4 422 000
8903100000	Yachts& oth vessels for pleasure/ sports rowing boats& canoes, infla	5 565	15 123	5 768	29 113
8903910000	Sailboats, with/without auxiliary motor, not inflatable	750	20 922	7 893	76 216
8903920000	Motorboats, other than outboard motor, not inflatable	120	27 461	9 250	587 896
8903990000	Other vessels for pleasure/ sports; canoes, not inflatable	47	10 339	1 135	51 752
8904003100	Tugs and pusher craft, power <= 4000 hp of gross tonnage <= 26 t	138 000	1 449 290	2 263 585	16 657 345
8904003900	Tugs and pusher craft, power > 4000 hp of gross tonnage <= 26 t	564 000	2 298 264	9 427 659	35 070 565
8905100000	Dredgers	1 616 000	3 040 604	2 755 981	7 458 758
8905200000	Floating/ submersible drilling/ production platforms	1 040	3 700	143 789	159 618
8905901000	Floating docks	64 442	64 442	81 000	81 000
8905909000	Oth vessels w/ navigability of which issubsiary to their main funct	2 810 663	6 171 591	5 585 401	27 398 562
8906100000	Warships	13 332	13 372	287 968	303 186
8906901000	Lifeboats oth than rowing boats,oth vessels of displacement <= 30	59 481	71 407	1 032 040	1 128 700
8906902000	Lifeboats oth than rowing boats,oth vessels of displac.> 30 but <=	219	480	514	977
8906909000	Lifeboats oth than rowing boats,oth vessels of displacement > 300	11 483	259 598	212 700	3 189 494
8907100000	Floating structures, inflatable rafts	37 179	147 387	274 465	987 350
8907901000	Buoys	46 661	160 629	538 643	1 435 494
8907909000	Other floating structures	462 070	1 606 801	4 252 809	7 410 300
8908000000	Vessel and oth floating structures for breaking up	0	228 005	0	1 271 787
9001101000	Optical fibres ,optical fibre bundles& cables for telecom.& oth elect	22 648	119 947	1 723 785	11 226 123
9001109000	Optical fibres, optical fibre bundles& cables for other purpose	6 159	21 011	92 297	732 590
9001200000	Sheets and plates of polarising material	205	266	2 625	6 896
9001300000	Contact lenses	40 892	102 574	5 780 015	14 485 540
9001400000	Spectacle lenses of glass	0	146	0	1 455
9001500000	Spectacle lenses of other materials	27 473	103 552	392 112	1 769 553
9001901000	Lenses & optic elements for photograpor cinematographic camera	7 847	36 367	688 889	3 614 152
9001909000	Other elements of glass not optically worked	105 579	452 104	1 606 820	5 909 993

I.3. IM POR M ENURUT KOM ODITI / IM PORT BY HS COM M ODITY

\*\*\* APRIL/ APRIL 2014 \*\*\*

H S	Uraian Komoditi Commodity Description	Berat Bersih / Net Weight (Kg)		Nilai / Value C.I.F (US\$)	
		Bulan ini Current Month	Kumulatif Cum. Jan. to date	Bulan ini Current Month	Kumulatif Cum. Jan. to date
9002111000	Objective lenses for cinematographic projector	6	3 907	12 156	60 117
9002119000	Objective lenses for cameras and other projector	17 749	65 839	1 441 959	4 373 577
9002190000	Objective lenses for other instruments & apparatus	29 067	122 069	1 542 053	5 594 064
9002201000	Filters for cinematographic projectors	0	602	0	30 429
9002202000	Filters for cinematographic cameras, photographic cameras & other	0	81	0	19 144
9002203000	Filters for telescopes/ microscopes	43	242	423	33 189
9002209000	Filters for other instruments & apparatus	11 712	19 289	47 874	104 455
9002902000	Lenses & prisms for cinematographic projectors	2	1 020	10	64 646
9002903000	Lenses & prisms for cinematographic, photographic cameras & other	114	4 115	35 808	640 936
9002909000	Other Lenses & prisms	2 000	9 147	559 685	2 036 103
9003110000	Frames & mountings for spectacles, goggles of plastics	7 523	33 981	165 653	488 160
9003190000	Frames & mountings for spectacles, goggles of other materials	4 570	13 120	376 455	899 451
9003900000	Parts for spectacles, goggles	14 085	43 015	251 845	1 075 716
9004100000	Sunglasses	173 343	611 847	1 615 770	3 921 774
9004901000	Corrective spectacles	10 917	44 768	77 289	302 904
9004905000	Protective goggles	24 791	52 683	90 225	274 976
9004909000	Other spectacles & goggles	94 545	357 256	874 309	3 563 569
9005100000	Binoculars	1 439	16 865	2 551	6 280 136
9005801000	Astronomical instruments, excluding instruments for radio-astronomy	217	217	6 479	6 479
9005809000	Monoculars & other optical telescopes	20 867	51 657	176 341	1 696 265
9005909000	Parts & accessories (include mountings) for other optical telescopes	5 748	12 648	2 161 576	2 263 879
9006109000	Other laser photoplotters, cameras of a kind used for preparing print	4 447	9 939	11 137	46 644
9006300000	Cameras specially design for under water use for aerial survey, marine	512	1 231	114 005	546 889
9006400000	Instant print cameras	0	6	0	8 112
9006510000	Other cameras w/ a through-the lens viewfinder (slr), for roll film of width	6 838	168 990	81 525	699 522
9006520000	Other cameras for roll film of width < 35 mm	0	23	0	683
9006599000	Lasers photo plotters/ imagesetters without raster image processor	312	400	30 011	46 318
9006610000	Discharge lamp ("electronic") flashlight apparatus	0	134	0	667
9006690000	Photographic flashbulbs apparatus	414	976	15 172	40 342
9006913000	Parts & accessories for instant print camera, w/ slr, roll film a width <	147	5 387	15 137	47 491
9006919000	Other parts & accessories for cameras	44 286	73 271	210 117	320 587
9006991000	Parts & accessories for photographic flash-light apparatus	70	2 683	115	11 367
9006999000	Parts & accessories other than for photographic flash-light apparatus	255	11 448	187 246	789 622
9007100000	Cinematographic cameras	5 156	52 818	25 067	564 389
9007209000	Cinematographic projectors for film of more than 16 mm in width	24 793	93 995	52 073	2 895 710
9007910000	Parts and accessories for cinematographic cameras	7 579	25 008	117 184	404 159
9007920000	Parts and accessories for cinematographic projectors	7 085	15 132	844 254	2 199 522
9008501000	Projector, enlarge/ reducer, microfilm/ fiche/ form whether/ not capable	0	2 105	0	8 195
9008509000	Projector, enlarge/ reducer, other microfilm/ fiche/ form whether/ not	39 597	101 579	90 366	227 454
9008902000	Part & accessories for image projector of photographic, enlarge & red	1 443	1 742	2 662	15 576
9008909000	Part & accessories for image projector of photographic, enlarge &	559	1 534	6 821	85 112
9010100000	App & equipment for automatically develop/ expose photographic	60 759	79 604	103 885	212 184
9010501000	App for the project/ draw of circ pattern on sensitized substrates, marine	1	12 961	1 153	114 997
9010509000	Other app & equip for photograph laboratory (inc cinematographic); i	0	73	0	2 148
9010601000	Projection screens of 300 inches or more	93 158	213 158	441 670	1 221 589
9010609000	Projection screens of 300 inches or less	33 020	96 781	100 934	353 561
9010901000	Parts & accessories of apparatus & equipment for automatically dev	16	761	48	17 525
9010903000	Parts & acc of app for the projection/ drawing of circuit patterns of p	0	16	0	823
9010909000	Parts & accessories of other apparatus & equipment for photographic	721	12 476	45 922	166 875
9011100000	Stereoscopic microscopes	3 116	11 570	37 057	219 470
9011200000	Other microscopes for photomicrography, cinephotomicrography or	9 683	21 490	263 357	922 879
9011800000	Other optical microscopes	1 536	7 435	210 582	1 557 961
9011900000	Parts and accessories of compound optical microscopes	51	206	4 697	20 721
9012100000	Microscopes other than optical microscope diffraction apparatus	1 397	24 124	570 600	1 384 839
9012900000	Parts and accessories for microscope other than optical microscope	1	790	350	193 766
9013100000	Telescopic sights for fitting to armsperiscopes, telescopes to part o	370	595	482	6 360
9013200000	Lasers, other than laser diodes	3 707	8 850	1 377 349	2 299 717
9013801000	Optical error verifications & repair app for pcb/ pwb & pca	5 904	9 392	205 944	434 007
9013802000	Liquid crystal devices	7 599	40 635	1 297 802	6 395 720
9013809000	Other devices, appliances & instruments of other optical appliances	54 631	241 236	901 074	4 312 079
9013901000	Parts & accessories of lasers other than laser diodes (sub head 90132	33	937	3 894	73 963
9013905000	Parts & accessories of liquid crystal devices (sub head 90138020)	0	711	0	22 495
9013906000	Parts & accessories of goods of optical error repair apparatus for p	0	10	0	5 048
9013909000	Parts & accessories of other than goods of lasers, liquid crystal, other de	12 554	40 983	566 881	2 061 221
9014100000	Direction finding compasses	9 223	29 190	139 572	778 518
9014200000	Instrum & appl for aeronautical/ space navigation (other than compa	5 797	33 376	92 698	492 594

I.3. IM POR M ENURUT KOM ODITI / IM PORT BY HS COM M ODITY

\*\*\* APRIL/ APRIL 2014 \*\*\*

H S	Uraian Komoditi Commodity Description	Berat Bersih / Net Weight (Kg)		Nilai / Value C.I.F (US\$)	
		Bulan ini Current Month	Kumulatif Cum. Jan. to date	Bulan ini Current Month	Kumulatif Cum. Jan. to date
9014801000	Oth navigation instrum&appl of used onship work with an automa	0	5 100	0	38 296
9014809000	Oth navigation instrum&appl of oth used on ships	10 100	34 790	621 937	1 902 921
9014901000	Parts&acc of navigation instrum&app ofon ships,with automatic d	5 362	5 386	254 883	254 982
9014909000	Parts & accessories of other navigationinstruments & appliances	5 273	7 819	996 860	1 495 376
9015101000	Rangefinders of used in photography or cinematography	1	108	131	31 459
9015109000	Rangefinders other than of used inphotography or cinematograph	18 977	75 984	266 752	953 468
9015200000	Theodolites & tachymeters (tacheometers)	5 612	13 200	969 229	1 290 316
9015300000	Levels [measuring higher of ground]	11 798	36 834	145 145	412 327
9015400000	Photogrammetrical surveying instrumentsand appliances	3 474	4 899	84 484	355 879
9015801000	Radio sonde and radio wind apparatus	58	5 931	29 992	445 264
9015809000	Other instruments&appliances oth thanRadio sonde and radio win	65 402	98 318	2 234 033	8 133 224
9015900000	Parts & accessories of surveyinginstruments & appliances	29 269	133 688	2 778 933	12 701 673
9016000000	Balances of a sensitivity of 5 cg orbetter, w/without their weights	25 867	71 016	164 541	1 246 855
9017101000	Plotters,drafting tables and machines,whether not automatic	402	23 099	12 428	186 646
9017109000	Drafting tables and machines,whether not automatic other than p	7 613	22 616	94 787	467 324
9017201000	Rulers,drawing,marking out,ormathematical calculating instrumen	19 546	88 185	56 985	201 790
9017203000	App for the project/draw of circ patternon sens zed subs's for mfc	193	495	55 298	71 507
9017204000	Photo plotters for the manufactureof pcb/pwb	4	8	13 301	15 358
9017209000	Other drawing,marking-out/ mathematical calculating instruments	93 034	282 691	226 916	697 993
9017300000	Micrometers, callipers and gauges	36 492	152 176	1 113 167	4 437 673
9017800000	Oth instruments for measuring lengthfor use in hand, rods and tap	171 136	904 787	711 088	2 366 540
9017902000	Parts&acc of app for the project/draw ofcirc pattern,sens substrat	0	1 839	0	120 756
9017903000	Parts&acc of photoplotters for themanufac of pcb/pwb	0	186	0	16 521
9017904000	Parts&accessories,incl printed circuitsassemblies of other plotters	29	105	2 288	14 698
9017909000	Parts & accessories of oth instrumentsfor measuring length for use	11 203	34 593	114 976	373 481
9018110000	Electro-cardiographs,used in medical	2 810	5 507	306 495	553 440
9018120000	Ultrasonic scanning apparatus,used in medical	9 062	25 916	1 710 822	4 240 905
9018130000	M agnetic resonance imaging apparatusused in medical	16 827	48 190	1 151 343	3 166 387
9018140000	Scintigraphic apparatusused in medical	25	1 274	12 816	128 030
9018190000	Other electro-diagnostic apparatusused in medical	13 132	42 699	974 824	3 654 850
9018200000	Ultra-violet/infra-red ray apparatusused in medical	1 004	3 995	145 615	351 072
9018311000	Disposable syringes, with or withoutneedles	175 844	536 741	1 370 127	4 437 680
9018319000	Syringes, with/without needlesother than disposable syringes	20 338	40 701	277 845	917 371
9018320000	Tubular metal needles and needlesfor sutures	25 138	154 047	467 123	2 314 218
9018391000	Catheters	44 071	205 817	1 586 469	5 714 030
9018399000	Cannulae and the like	58 975	137 739	804 302	4 104 781
9018410000	Dental drill eng,whether /not combinedon a single base with oth d	15	244	874	32 047
9018490000	Oth instruments and appliances,used in dental sciences	20 301	41 880	98 822	301 021
9018500000	Oth ophthalmic instruments&appliances	3 143	8 616	746 161	3 057 064
9018902000	Intravenous administration set	187 211	441 230	2 480 336	6 093 310
9018903000	Electronic instruments and appliances,used in medical	932 512	2 633 518	3 888 462	13 404 735
9018909000	Other instruments and appliances,used in medical	210 345	1 130 393	5 940 949	23 327 380
9019101000	Electronic,mechano-therapy appliancesmassage,psycho aptitude-t	1 416	9 710	25 656	140 681
9019109000	Mechano-therapy appliance massage,psycho aptitude-test appara	55 449	231 189	514 091	2 117 813
9019200000	Ozone therapy,oxygen therapy, aerosoltherapy, artificial respiratic	75 781	674 251	1 111 295	5 200 791
9020000000	Breath appl,gas masks,excl protec maskshave neither mech part,r	9 017	192 005	208 412	2 272 228
9021100000	Orthopaedic or fracture appliances	23 867	55 727	233 222	743 697
9021210000	Artificial teeth,orthopaedic appliances	392	407	69 727	84 850
9021290000	Dental fittings,orthopaedic appliances	29	699	18 676	27 831
9021310000	Artificial joints,orthopaedic appliances	328	1 065	206 638	584 085
9021390000	Other artificial parts of the body	158	277	33 560	46 570
9021400000	Hearing aids, excluding partsand accessories	615	9 552	611 820	10 043 570
9021500000	Pacemakers for stimulating heartmuscles,excluding parts& accesso	2	2	7 609	7 609
9021900000	Oth appl.which are worn/carried/implan in the body,to compensat	13 119	63 464	11 980 144	30 127 047
9022120000	Computed tomography apparatus	9 887	40 763	360 185	3 043 773
9022130000	X-ray app for dental uses	519	1 761	17 014	76 659
9022140000	X-ray app for medical,surgical orveterinary uses	22 447	76 557	1 479 662	5 278 362
9022191000	X-ray app for the physical inspectionof solder joints on pcb/pwb as	0	27 928	0	967 407
9022199000	X-ray For radiografi or radiotherapy apparatus	2 867	8 863	85 003	423 981
9022290000	Alpha,beta/ gamma radiations,forradiography or radiotherapy app	3 159	31 697	319 789	3 979 010
9022300000	X-ray tubes	94	844	39 057	227 538
9022901000	Parts&acc of x-ray app for the physicalinspection of solder joints o	91	1 864	12 079	314 706
9022909000	Part& acc oth of x-ray app for the physiciinspection of solder joints	1 685	6 654	182 194	1 001 397
9023000000	Instruments app&model,for demonstrapurposes(in education/exh	47 978	199 481	1 252 255	3 691 336
9024101000	M achines& appliances for testing metals,electrically operated	49 685	79 777	1 888 754	2 747 013
9024102000	M achines& appliances for testing metals,not-electrically operated	155	2 329	4 296	222 827

I.3. IM POR M ENURUT KOM ODITI / IM PORT BY HS COM M ODITY

\*\*\* APRIL/ APRIL 2014 \*\*\*

H S	Uraian Komoditi Commodity Description	Berat Bersih / Net Weight (Kg)		Nilai / Value C.I.F (US\$)	
		Bulan ini Current Month	Kumulatif Cum. Jan. to date	Bulan ini Current Month	Kumulatif Cum. Jan. to date
9024801000	Oth mach& appliances for testing wood,textiles,paper,plastics,elec	18 010	103 872	1 078 623	4 579 530
9024802000	Oth mach& appliances for testing wood,textiles,paper,plastic,not e	1 442	4 923	123 055	363 155
9024901000	Parts&acc for elect operated mach&appfor test mechanical prop	2 706	14 267	249 767	969 982
9024902000	Parts&acc for non elect operated mach&app for test mechan prop	205	607	17 743	67 162
9025110000	Thermometers&pyrometers,liquid filled,for direct reading	9 685	29 189	86 903	232 333
9025191100	Thermometers&pyrometers,elect operated,temperature gauges fr	7 811	38 258	97 372	611 811
9025191900	Thermometers&pyrometers,elect operated,oth temperature gaug	35 006	79 736	1 079 777	2 645 237
9025192000	Thermometers&pyrometers notelectrically operated	1 243	11 121	48 528	220 378
9025802000	Oth instruments of oth than thermometers&pyrometers, electrica	687 840	703 574	4 044 277	4 680 873
9025803000	Oth instruments of oth than thermometers&pyrometers, not elect	3 428	46 272	188 275	444 442
9025901000	Parts&aces of hidrometer,termometer/similar instrument, electri	36 766	57 119	375 336	1 181 737
9025902000	Parts&aces of hidrometer,termometer/similar instrument, non el	12 589	22 297	247 599	519 825
9026101000	Level gauges for motor vehicleselectrically operated	12 199	43 916	316 723	1 252 433
9026102000	Level gauges for motor vehiclesnot electrically operated	26 602	112 058	549 339	2 609 508
9026103000	Oth measuring/check the flow/level of liquid, electrically operated	42 383	201 969	2 442 773	8 598 777
9026109000	Oth measuring/check the flow/level of liquid,not electrically opera	38 118	121 718	976 203	4 064 227
9026201000	Presure gauges for motor vehicles,electrically operated	56 250	199 722	1 506 484	4 760 886
9026202000	Presure gauges for motor vehicles, not electrically operated	9 186	38 658	322 541	997 114
9026203000	Other measuring/checking pressureinstruments, electrically opera	41 999	212 785	1 887 576	7 588 666
9026204000	Other measuring/checking pressureinstruments,not electrically op	75 779	172 421	1 876 662	4 177 646
9026801000	Oth instruments/ app for measuring/checkthe flow/level/press,ele	28 519	109 691	1 875 455	6 645 254
9026802000	Oth instruments/ app for measuring/check,flow/level/press,not elk	18 945	47 424	470 258	1 321 098
9026901000	Part & acc for electric operate instrument& app,measure/ check the	40 954	118 137	1 763 139	7 187 917
9026902000	Part & acc for non electric operate instru& app,measure/ check the f	53 739	1 296 856	3 005 187	13 212 502
9027101000	Gas/ smoke analysis apparatus, electrically operated	4 093	15 709	416 100	1 194 104
9027102000	Gas/ smoke analysis apparatus, not electrically operated	9 517	27 738	1 032 976	3 122 939
9027201000	Chromatographs&elektrophoresisinstruments, electrically operate	655	1 135	223 114	381 229
9027202000	Chromatographs&elektrophoresisinstruments,not electrically ope	2	37	2 065	17 700
9027301000	Spectro/ spectrophotometers& spectrograph use optic radiat,elect	9 143	33 374	1 280 389	4 304 379
9027302000	Spectro/ spectrophotometers& spectrograph use optic radiat,not e	1 347	7 627	525 034	1 941 327
9027501000	Oth instrum& app using optic radiations(uv, visible, ir),electrically c	3 875	19 466	984 009	4 099 561
9027502000	Oth instrum& app using optic radiations(uv, visible, ir),not electric	538	8 800	157 848	971 757
9027801000	Oth instruments& app,exposure meters	3 605	145 087	678 051	4 385 018
9027803000	Oth instruments& app oth thanexposure meters,electrically operat	4 705	23 977	943 000	4 471 025
9027804000	Oth instruments& app oth thanexposure meters,not electric opera	4 254	11 470	153 830	629 897
9027901000	Parts&acc incl pca of head 9027,oth thanfor gas/ smoke analysis ap	145	1 124	31 678	205 490
9027909100	Microtomes, electrically operated	1 795	27 869	40 265	683 573
9027909900	Microtomes,not electrically operated	3 424	22 187	407 663	2 080 690
9028101000	Gas meters of a kind mounted ingas containers	11 227	60 411	394 549	1 548 533
9028109000	Other gas meters	46 731	56 742	1 096 322	1 255 578
9028202000	Liquid meters, water meters	27 215	85 037	305 669	723 478
9028209000	Other liquid meters	3 484	8 052	38 054	215 337
9028301000	Electricity meters,kilowatt hour meters(kwh)	6 670	40 723	334 339	1 277 731
9028309000	Other Electricity meters	23 543	127 690	693 879	4 189 780
9028901000	Part & accessories,water meter housingsor bodies	127 206	396 340	924 024	2 812 551
9028909000	Part & accessories,oth water meterhousings or bodies	131 077	610 936	2 373 607	10 203 329
9029102000	Taximeters	4 986	4 999	16 236	20 181
9029109000	Mileometers, pedometers and the like	20 394	47 847	912 868	2 779 117
9029201000	Speedometer for motor vehicles	57 681	228 575	957 514	4 155 693
9029202000	Tachometers for motor vehicles	33 396	172 919	908 433	3 832 510
9029209000	Oth speed indicators&tachometers; stroboscopes	112 958	470 538	3 284 523	13 408 719
9029901000	Parts&acc of revolution counter&the likeor of stroboscopes of sub	19 869	79 305	319 456	1 479 892
9029902000	Parts and accessories of othergoods of speed indicators & tachom	181 169	621 452	5 266 814	17 349 114
9030100000	Instruments & apparatus for measuring/ detecting ionising radiati	4 030	7 023	66 436	250 187
9030200000	Oscilloscope and oscillographs	5 968	30 466	209 298	591 587
9030310000	Multimeters without a recording device	14 282	46 828	1 131 184	1 907 715
9030320000	Multimeters with a recording device	7 808	15 149	55 694	164 249
9030331000	Instruments and apparatus for measuring/ check voltage without a	6 831	32 782	398 057	2 627 033
9030332000	Impedance-measuring instruments& apparatus designed to provid	1 000	4 767	106 985	223 634
9030333000	Ammeters and voltmeters for motorvehicles without a record dev	11 226	38 398	40 477	143 927
9030339000	Oth instruments& apparatus for measuring/ check voltage without	33 179	104 295	1 356 946	3 124 584
9030390000	Oth Instruments& apparatus for measuring/ check voltage with a re	9 510	25 192	346 553	1 217 157
9030400000	Other instruments and apparatus,designed for telecommunication	316	2 464	161 477	372 991
9030821000	Wafer probers for measuring/ checksemiconductor wafers	136	182	4 813	19 895
9030829000	Oth instrum& app for measuring/ check semiconductor wafer/ devic	1 742	12 468	243 330	1 842 304
9030841000	Instruments & app with a recording formeasure/ check elect quant	947	11 310	76 412	1 181 349

I.3. IM POR M ENURUT KOM ODITI / IM PORT BY HS COM M ODITY

\*\*\* APRIL/ APRIL 2014 \*\*\*

H S	Uraian Komoditi Commodity Description	Berat Bersih / Net Weight (Kg)		Nilai / Value C.I.F (US\$)	
		Bulan ini Current Month	Kumulatif Cum. Jan. to date	Bulan ini Current Month	Kumulatif Cum. Jan. to date
9030849000	Oth instru&app with a record for measure,check electrical quanti	4 135	14 118	79 797	503 917
9030891000	Instru&app,w/o recording device for goods other than subheading	482	652	13 868	104 389
9030899000	Oth instruments & apparatus,without recording device	10 638	62 844	222 493	1 372 949
9030901000	Parts&accessories incl pca of goodsgoods of subhead 903040 & 90	6 727	22 113	173 713	596 710
9030903000	Parts&acc of optic instrum&appliance formeasuring/check pcb/pw	1 420	2 335	224 550	344 949
9030904000	Parts&acc of instrum&app for measure/check elect quantities on p	298	2 579	105 394	446 724
9030909000	Other parts&accessories ofgoods of head 9030	5 168	1 072 042	690 406	16 971 149
9031101000	Machines for balancing mechanical parts,electrically operated	30 354	200 705	662 059	5 526 833
9031102000	Machines for balancing mechanical parts,not electrically operated	1 357	17 494	9 358	775 578
9031201000	Test benches, electrically operated	9 274	43 209	445 777	1 531 841
9031202000	Test benches,not electrically operated	90	1 135	29 953	87 185
9031410000	Oth optic instrum&appl for inspect semiconduct wafer/ device/phc	827	5 210	17 421	97 865
9031491000	Optic instrum&appl for measur surfaceparticulate contamination,s	0	1 206	0	244 258
9031492000	Optical error verification&repair appfor pca/pwb and pca	0	12	0	1 552
9031493000	Optical instrum&appl for measuring/checking pcb/pwb&pca	1 514	2 009	257 387	300 598
9031499000	Other optical instruments andappliances for other purposes	23 517	55 863	1 438 828	4 778 440
9031801000	Cable tester	552	12 660	49 179	1 892 356
9031809000	Oth instruments,appliances and machines,other cable tester	257 570	991 647	13 842 178	41 675 255
9031901100	Parts&acc incl pca of optical instrum&appl,inspect semicon wafer,	969	5 166	78 593	344 400
9031901200	Parts&acc of optic error verific&repairapparatus for pcb/pwb&pca	5	424	390	29 805
9031901300	Parts&acc of oth optic instruments&appl,measuring/chek pcb/pwl	8 416	19 093	685 418	1 005 626
9031901900	Oth parts&acc oth than inspect wafer/repair/measure pcb,pwb,pw	23 983	144 187	1 111 379	6 983 300
9031902000	Oth part&acc for measure/chek instrumentappliance&mach,not e	812	8 060	135 173	364 205
9032101000	Thermostats, electrically operated	132 807	529 444	2 922 782	10 700 607
9032102000	Thermostats, not electrically operated	12 408	63 029	186 639	635 887
9032201000	Manostats, electrically operated	1 512	6 300	137 918	389 491
9032202000	Manostats, not electrically operated	2 095	6 473	22 774	102 644
9032810000	Hydraulic or pneumatic	292 412	435 476	1 305 549	3 404 683
9032891000	Instru&app,automatic data process machfor controll,cargo handlir	118 852	481 507	2 596 144	11 959 613
9032892000	Automatic instrum&app for controllchem/elec-chem solutions in p	1 473	11 317	26 526	121 322
9032893100	Automatic regulating voltage units(stabilizers),electrically operate	55 624	288 868	247 569	791 037
9032893900	Instrument&apparatus oth than(stabilizers),electrically operated	85 838	327 567	3 951 910	12 389 876
9032899000	Oth automatic regulating/controllinstrum&app not electrically ope	324 166	998 373	15 217 565	50 912 414
9032901000	Parts&accessories of automatic dataprocess mach,cargo handl syt	374	882	37 109	77 099
9032902000	Part&acc automatic instr&app, controllchem/elec-chem solutions	280	366	5 402	7 806
9032903000	Part&acc automatic, regulating/ controllinstruments& apparatus,el	8 555	33 219	187 388	878 503
9032909000	Part&acc automatic, regulating/ controllinstruments& apparatus,nc	84 657	254 908	6 201 934	13 358 694
9033001000	Parts&acc for mach,appl,instrum ofchap 90 for electric operated e	25 825	109 361	1 159 250	3 756 586
9033002000	Parts&acc for mach,appl,instrum ofchap 90 for not electric operat	47 925	124 349	1 009 861	3 176 956
9101110000	Wrist-watch of metal,w/not stopwatchw/ mech display only,elect	520	631	156 556	278 956
9101190000	Wrist-watch of metal,w/not stopwatchoth w/ mech display only,e	41	55	66 604	132 013
9101210000	Oth wrist-watch,whether/not stopwatchw/ automatic winding of r	27	27	36 576	36 576
9101290000	Oth wrist-watch,whether/not stopwatchoth than automatic windi	1 435	3 375	42 571	124 788
9101910000	Pocket-watch&oth watch inc stopwatch ofmetal or precious metal	0	861	0	1 361
9101990000	Pocket&oth watch inc stopwatch of metal/of w/ precious metal,n	590	5 507	6 193	274 850
9102110000	Wrist-watch,whether/not stopwatchw/ mech display only,elect op	20 123	64 175	1 276 007	3 340 496
9102120000	Wrist-watch,whether/not stopwatchw/ mech display only,elect op	405	1 022	52 240	113 868
9102190000	Wrist-watch,whether/not stopwatchoth than mech&opto,elect op	162 681	454 355	707 490	1 675 109
9102210000	Oth wrist-watch,whether/not stopwatchw/ automatic winding	303	5 555	108 181	587 309
9102290000	Oth wrist-watch,whether/not stopwatchoth than automatic windi	91 901	253 577	774 634	2 691 247
9102911000	Stop-watches, electrically operated	2 080	6 043	5 484	25 111
9102919000	Pocket-watch&oth watch, electricallyoperated	78	2 188	16 074	131 077
9102990000	Pocket-watch&oth watch inc stopwatchnot electrically operated	92 464	136 082	826 176	4 169 505
9103100000	Clocks with watch movements,excl clocks ofh9104 elect operated	497	498	451	452
9103900000	Clocks with watch movements,excl clocks ofh9104 not elect opera	13 479	43 309	35 099	190 907
9104001000	Instrument panel clocks & clocks ofa similar type, for vehicles	1 875	9 242	111 876	522 122
9104002000	Instrument panel clocks & clocks ofa similar type, for aircraft	0	2	0	1 884
9104003000	Instrument panel clocks & clocks ofa similar type, for vessels	0	263	0	1 126
9104009000	Instrument panel clocks & clocks ofa similar type, for spacecraft	7	398	140	12 413
9105110000	Alarm clocks, electrically operated	4 061	25 982	15 242	77 662
9105190000	Alarm clocks,not electrically operated	69 793	171 226	154 206	346 504
9105210000	Wall clocks, electrically operated	33 310	86 293	139 920	296 453
9105290000	Wall clocks, not electrically operated	5 910	96 908	19 684	285 168
9105911000	Marine chronometers,electrically operated	0	237	0	867
9105919000	Oth clocks, oth than Marine chronometerselectrically operated	7 756	8 906	16 729	19 320
9105999000	Oth clocks, oth than Marine chronometersnot electrically operate	18 726	34 931	122 527	256 338

I.3. IMPOR M ENURUT KOM ODITI / IM PORT BY HS COM M ODITY

\*\*\* APRIL/ APRIL 2014 \*\*\*

H S	Uraian Komoditi Commodity Description	Berat Bersih / Net Weight (Kg)		Nilai / Value C.I.F (US\$)	
		Bulan ini Current Month	Kumulatif Cum. Jan. to date	Bulan ini Current Month	Kumulatif Cum. Jan. to date
9106100000	Time-registers,time-recorders	5 815	32 230	83 033	320 850
9106901000	Parking meters	6 257	18 834	35 687	72 892
9106909000	Oth time of day recording& measuring appoth than parking meter	13 408	57 689	102 907	638 138
9107000000	Time switches with clock/ watchmovement/ with synchronous mot	21 468	167 540	233 716	1 309 395
9108110000	Watch move comp&assem w/ mechanical display only, electrically	13	14	2 486	2 487
9108120000	Watch move comp&assem w/ opto elect display only, electrically c	0	12	0	6 286
9108190000	Watch move comp&assem oth thanmechanical,opto-elect, elect o	10	34	26	4 317
9108900000	Oth watch movements complete andassembled	3 292	3 292	5 397	5 397
9109100000	Clock movements,complete andassembled, electrically operated	1 255	29 066	2 565	133 376
9109900000	Clock movements,complete andassembled,not electrically operate	163	5 993	2 916	19 251
9110110000	Complete movements,unassem/ partly assem (movement sets) of \	8 507	49 809	18 272	279 559
9110120000	Incomplete movements, assembled of watches	5 997	7 003	14 573	16 231
9110900000	Oth complete watch or clock movements	8 825	21 032	14 876	29 407
9111200000	Watch cases of base metal, whether or not gold/silver-plated	0	28	0	314
9111800000	Other watch cases	5 469	6 133	9 308	11 396
9111900000	Parts of watch cases	112	183	238	2 829
9112200000	Clock cases and cases of a similartype for other goods of this chap	15 752	24 069	36 160	60 577
9112900000	Part of clock cases&cases of a similartype for other goods of this c	35	35	1 774	1 774
9113100000	Watch straps,bands&bracelets of preciousmetal/ of metal clad w/	1 175	3 549	16 333	47 335
9113200000	Watch straps,bands&bracelets of basemetal,whether or not gold/:	366	377	16 722	18 391
9113900000	Oth watch straps,bands&braceletsand parts thereof	4 194	17 179	41 734	155 559
9114100000	Springs, including hair-springsof clock or watch parts	102	390	3 811	26 830
9114300000	Dials of clock or watch parts	2 131	2 391	4 807	6 191
9114400000	Plates and bridges of clock/watch parts	144	621	8 215	30 743
9114900000	Oth clock or watch part oth than spring,hair springs,dials,plate&br	10 340	65 675	12 764	123 789
9201100000	Upright pianos	27 408	78 928	45 238	168 972
9201200000	Grand pianos	5 270	10 850	52 992	122 159
9201900000	Oth pianos,incl automatic pianosharp&chord& oth keybrd string in:	27 414	73 368	46 818	105 391
9202100000	String musical instrument(violins,harps), played with a bow	157	10 938	2 625	213 880
9202900000	Oth string musical instruments(guitars)not played with a bow	16 930	65 136	100 000	996 849
9205100000	Brass-wind instruments	880	12 388	2 498	134 433
9205901000	Keyboard pipe organ,harmonium& similarkeyboard instruments w/	0	31 375	0	57 595
9205909000	Other wind musical instruments	83 870	296 975	194 074	626 383
9206000000	Percussion musical instruments(exp, drm,xylophones,cymbals,cast	90 027	418 011	372 664	1 386 168
9207100000	Keyboard instruments,oth than accordions	30 932	78 040	310 840	938 691
9207900000	Oth musical instruments,the sound isproduced must be amplified,	34 432	106 458	118 193	503 127
9208100000	Musical boxes	6 749	21 140	49 784	190 250
9208901000	Decoy calls,whistles,call horns & othmouth blown sound signalling	1 186	7 634	1 325	118 552
9208909000	Fairground,mech street organ,sing bird,musical saw,oth musical in	9 195	15 216	28 212	44 761
9209300000	Musical instrument strings	20 474	73 258	235 194	1 144 491
9209911000	Part & accessories, strung backs,keyboards& metal frames for uprig	149 834	765 656	321 719	1 522 247
9209919000	Other parts and accessories for pianos	705 321	2 697 549	4 876 777	20 521 320
9209920000	Parts & accessories for the musicalinstrument of string musical ins	97 060	326 165	1 430 440	4 469 524
9209940000	Parts& acc,the music instrument of soundof which is prod/ must be	221 013	855 449	4 008 534	16 390 889
9209990000	Parts & accessories for oth musicalinstruments	49 453	219 256	2 749 855	8 836 536
9301100000	Artillery weapons(guns,howitzer& mortars)	7 763	183 230	14 519 856	76 535 596
9301200000	Rocket launchers;flame-throwers;grenadelauncers;torpedo tubes&:	0	499	0	50 030
9301900000	Oth military weapons,oth than revolvers,pistols & the arms of hea	0	8 650	0	7 115 793
9302000000	Revolvers and pistols, other than thoseof heading 9303/9304	28	2 587	11 026	2 591 491
9303900000	Oth firearm& similar device which operateby the firing of an explo:	65	65	8 667	8 667
9304001000	Air guns,operating at pressureof less than 7 kg	0	50	0	364
9304009000	Oth arms(spring,air/ gas guns& pistols)excluding those of heading 9	363	1 416	48 329	126 007
9305100000	Parts and accessories of revolvers orpistols	46	46	28 758	28 758
9305911000	Parts& accessories of military weapons of heading 9301 of leather/	0	9	0	153
9305919000	Parts& acc of military weapons of head 9301,of oth than leath/ tex	0	259	0	251 062
9305991900	Part& acc of goods of oth arm of head 93040090 of oth than leath	119	119	2 511	2 511
9305999900	Parts and accessories of revolver&pistolof heading 9302 of oth lea	205	2 861	9 691	384 317
9306210000	Cartridges	3 727	4 346	2 426 179	2 599 645
9306290000	Parts of cartridges, gun pellets	0	12 799	0	95 621
9306302000	Cartridges for riveting/similar tool/ forcaptive-bolt humane killer&	0	110	0	11 660
9306900000	Bombs,grenades,torpedoes,mines,missiles,similar munitions of wa	33 061	33 833	2 575 152	2 588 639
9401100000	Seats of a kind used for aircraft	5 169	32 259	896 918	1 835 549
9401201000	Seats of a kind used for motor vehiclesof heading 8702/8703/8704	26 232	96 104	584 698	1 971 850
9401209000	Seats of a kind used for motor vehiclesoth than of heading 8702/8	12 939	48 958	209 173	425 453
9401300000	Swivel seats with variable heightadjustment	681 091	2 006 417	1 974 884	5 961 658
9401400000	Seats oth than garden seats/ campingequipment,convertible into	65 110	184 865	266 374	602 082

I.3. IM POR M ENURUT KOM ODITI / IM PORT BY HS COM M ODITY

\*\*\* APRIL/ APRIL 2014 \*\*\*

H S	Uraian Komoditi Commodity Description	Berat Bersih / Net Weight (Kg)		Nilai / Value C.I.F (US\$)	
		Bulan ini Current Month	Kumulatif Cum. Jan. to date	Bulan ini Current Month	Kumulatif Cum. Jan. to date
9401510010	Seat of rattan	0	40	0	2 304
9401590000	Seat of cane,osier or similar material	530	5 018	3 672	14 947
9401610000	Oth seats,with wooden frames,upholstered	535 271	1 821 883	1 997 649	6 728 927
9401690010	Oth seats,with wooden frames,combinedwith rattan	0	1 170	0	7 702
9401690090	Oth seats,with wooden frames,combinedwith other than rattan	30 982	184 406	101 569	733 583
9401710000	Other seats, with metal frames, upholste	638 296	2 633 141	1 900 905	8 188 145
9401790010	Other seats, with metal frames,combinedwith rattan	0	6 254	0	13 913
9401790090	Other seats, with metal frames,combinedwith other than rattan	458 299	1 913 607	1 110 388	4 235 460
9401800000	Oth seats(oth than those of head 9402)	206 770	1 269 956	707 243	5 336 418
9401901000	Parts of aircraft seats (head 94011000)	31 187	86 706	35 773	171 648
9401903100	headrest stiffeners for seats ofsubheading 94012010,	11 154	94 900	156 712	994 771
9401903900	Parts of other seats	929 902	3 492 405	6 974 933	28 043 173
9401904000	Parts of seats of subheading 94013000	86 328	286 192	365 258	1 156 791
9401909200	Parts of seats of plastics	134 270	481 711	132 915	477 061
9401909900	Parts of seats of other than plastics	618 786	2 050 493	1 885 323	7 412 859
9402101000	Medis furniture,dentists chair & partsthereof	11 414	92 184	102 716	992 080
9402103000	Medis furniture,barbers chairs& similarchairs thereof & thereof	17 938	87 333	42 220	228 667
9402109000	Other dentists,barbers or similar chairsof medis furniture	8 327	26 085	112 571	358 397
9402901000	Furniture designed for medical,surgical/ veterinary purposes&part:	116 803	331 814	968 256	2 986 989
9402909000	Oth furniture designed for medical,surgical/ veterinary purpose&p:	24 718	48 414	198 815	420 600
9403100000	Metal furniture of a kind used in office	543 596	2 240 482	1 092 877	4 462 560
9403201000	Oth metal furniture, fume cupboards	25 884	119 542	115 532	352 045
9403209000	Oth metal furniture, other thanfume cupboards	2 285 474	8 105 777	3 779 413	14 820 157
9403300000	Wooden furniture of a kindused in offices	714 226	2 001 181	1 269 978	3 400 315
9403400000	Wooden furniture of a kind usedin the kitchen	118 054	634 735	209 675	1 027 361
9403500000	Wooden furniture of a kind usedin the bedroom	1 831 480	4 767 595	2 735 709	7 571 665
9403601000	Oth wooden furniture,fume cupboard	350	1 148	332	1 661
9403609000	Oth wooden furniture,oth thanfume cupboard	1 487 856	4 712 546	2 657 897	8 538 092
9403701000	Furniture of plastics for baby walker	28 382	83 869	64 436	204 879
9403702000	Furniture of plastics for fume cupboard	0	340	0	2 713
9403709000	Furniture of plastics oth than forbaby walker,fume cupboard	299 652	1 296 112	945 048	3 003 698
9403810010	Bedroom, dining room or living room setsof rattan	43	43	2 347	2 347
9403810020	Bedroom, dining room or living room setsof bamboo	0	15 549	0	10 311
9403810090	Other furniture of bamboo or rattan	0	513	0	2 822
9403891000	Other furniture of other materials,fume cupboards	0	1 310	0	2 074
9403899010	Bedroom, dining room/ livingroom sets of other materials	19 639	144 715	17 423	138 707
9403899020	Oth furniture of a kind used in parks,garden/ vestibules of oth mat:	1 175	1 325	1 763	2 463
9403899090	Other furniture of cane, osier, bambooor similar materials	18 007	92 629	18 236	141 859
9403901000	Part of baby walkers of furnitureof platic (sub heading 94037010)	1 125	1 902	18 330	25 011
9403909000	Parts of other furniture	328 389	1 243 850	952 771	3 714 218
9404100000	Mattress supports	72 510	186 666	147 702	402 608
9404210000	Mattresses of cellular rubber orplastics, whether or not covered	17 755	90 348	65 178	363 996
9404291000	Mattress springs of other materials	79 761	310 888	373 449	1 349 720
9404292000	Mattress of hyperthermia orhyphothermia type of oth materials	0	358	0	829
9404299000	Mattress of other materials	159 778	730 122	349 492	1 101 079
9404300000	Sleeping bags	4 717	6 982	21 711	25 786
9404901000	Quilts,bedspreads & mattress protectors	20 621	94 089	65 657	206 222
9404909000	Other articles of bedding&similar furnishing	62 358	239 296	517 289	1 385 038
9405102000	Lamps for operating rooms	0	498	0	29 619
9405103000	Spotlight	55 503	169 989	384 475	758 517
9405104000	Fluorescent lamps and lighting fittings	197 176	696 092	1 392 635	4 364 773
9405109000	Oth chandeliers&oth elec ceiling/walllighting fitting	222 845	680 168	1 604 882	5 871 749
9405201000	Lamps for operating rooms	3 757	10 771	120 565	522 530
9405209000	lamps of electric table,desk, bedside/ floor-standing lamps	174 818	566 343	865 248	2 256 636
9405300000	Lighting sets of a kind used forchristmas trees	17 030	29 012	41 981	65 229
9405402000	Searchlights	18 509	66 830	51 371	229 243
9405404000	Oth. electr lamps of spotlights	76 558	249 840	467 760	1 733 189
9405405000	Oth electr lamps,of a kind used forlighting public openspace/thoro	199 491	638 050	2 414 183	8 889 498
9405406000	Other exterior lighting	30 907	147 454	341 907	892 204
9405407000	Non-flashing aerodrome beacons;lamps forrailwayloc.aircraft,ship	854	55 844	25 358	340 743
9405408000	Pilot lamp with fitting for electro-thermic domestic applic of headi	1 931	17 569	28 164	95 872
9405409100	Fibre optic headband lamps of kinddesigned for medical use	146	149	7 119	7 156
9405409900	Other lighting fittings	147 097	574 378	1 251 229	4 557 819
9405501100	Non elect. Lamps of oil-burning, of brasfor religious rites	740	15 142	410	11 435
9405501900	Other non elect. Lamps of oil-burning	28 354	139 993	92 054	671 055
9405504000	Hurricane lamps	0	8 093	0	23 593



I.3. IM POR M ENURUT KOM ODITI / IM PORT BY HS COM M ODITY

\*\*\* APRIL/ APRIL 2014 \*\*\*

H S	Uraian Komoditi Commodity Description	Berat Bersih / Net Weight (Kg)		Nilai / Value C.I.F (US\$)	
		Bulan ini Current Month	Kumulatif Cum. Jan. to date	Bulan ini Current Month	Kumulatif Cum. Jan. to date
9405509010	Non elect lighting fittings of plastics,stone, ceramics, glass	3 449	6 122	14 008	32 028
9405509090	Other non elect lighting fittings	14 055	55 665	99 282	371 268
9405601000	Warning signs, street name signs, road & traffic signs	4 941	10 326	34 124	76 860
9405609000	Others illuminated signs	58 565	152 899	1 190 453	2 359 551
9405911000	Parts of glass for lamps for operatingroom	2	2	20	20
9405912000	Parts of glass for spotlights	0	55	0	273
9405914000	Parts of globes and chimneys	8 251	8 341	17 425	17 656
9405915000	Parts of glass for searchlights	59	158	702	2 215
9405919000	Other parts of glass	116 435	529 906	485 790	1 907 879
9405922000	Parts of plastics for spotlights	2 569	2 596	5 633	5 682
9405929000	Other parts of plastics	57 701	171 651	390 462	1 243 421
9405991000	Parts Lampshades of textile material	115	9 111	1 416	66 777
9405992000	Parts Lampshades of other material	10 566	57 347	59 277	365 281
9405993000	Parts of lamp of subheading 9405.50.11 or 9405.50.19	1 748	6 086	443 790	1 208 528
9405994000	Parts for searchlights or spotlights	5 849	12 588	93 940	118 676
9405999000	Other parts	247 124	714 399	783 342	2 375 662
9406001900	Greenhouses fitted with mechanical/thermal equipment oth plasti	20 794	289 846	56 083	727 399
9406009200	Other prefabricated buildings of wood	7 500	21 289	88 286	158 768
9406009400	Other prefabricated buildings of iron/steel	1 608 747	5 760 737	3 618 914	13 916 925
9406009500	Oth prefabricated buildings of plastics/ of aluminium	47 046	443 172	295 894	1 842 109
9406009600	Oth prefabricated buildings of concrete/ of artificial stone	0	72	0	176
9406009900	Oth prefabricated buildings oth of wood,iron, plastics, aluminium,	3 159 126	9 594 012	5 688 354	15 518 363
9503001000	Tricycles, scooters, pedal cars andsimilar wheeled toys; dolls carria	491 387	1 469 408	1 513 886	4 631 115
9503002100	Dolls, whether/ not dressed	53 441	226 283	260 129	827 451
9503002200	Garments and garments accessories;footwear and headgear of do	1 467	9 353	36 607	253 710
9503002900	Other parts and accessories for dolls	24 108	28 747	246 211	417 029
9503003000	Electric trains toys, includ tracks,signals and other accessories ther	59 393	171 617	445 628	872 916
9503004010	Reduces size model aircraft assemblykits, working or not	20 362	28 927	192 501	390 820
9503004090	Oth reduced size ("scale") models andsimilar recreational models	291 456	793 478	3 496 255	7 851 733
9503005000	Other construction sets & constructionaltoys, of materials other th	737	737	5 882	5 882
9503006000	Stuffed toys representing animals ornon-human creatures	10 488	58 894	211 647	751 333
9503007000	Puzzles of all kinds	7 274	28 797	52 533	137 789
9503009100	Numerical/ alphabetical/ animal blocks orcut-out; word builders/ m.	31 343	174 805	146 892	655 447
9503009200	Skipping ropes	5 819	12 050	25 661	50 860
9503009300	Marbles	1 045 611	3 449 449	261 585	907 805
9503009900	Other toys or parts	1 583 437	4 624 935	8 213 340	21 910 001
9504202000	Tables for billiards of all kinds	10 935	11 962	14 827	16 739
9504203000	Billiard chucks	0	5 747	0	26 774
9504209000	Oth articles & accessories for billiardsof all kinds	14 876	53 038	30 528	90 226
9504302000	Parts of oth games of wood, paper orplastics	15	15	479	479
9504309000	Other games, operated by coins and byoth means of payment	93 360	316 844	1 139 972	2 477 845
9504400000	Playing cards	430 979	1 573 794	255 868	922 508
9504500000	Video games consoles and machines,oth than those sub heading 9	20 822	104 891	82 368	580 911
9504901000	Bowling requisites of all kind	174	275	290	504
9504902000	Darts and parts and accesories therefor	0	180	0	327
9504903100	Tables designed fo use with casino game	0	3	0	204
9504903900	Other gambling equipment & paraphernaliaequipment	838	2 172	660	1 576
9504909200	Tables designed for game of wood/plasticnot gambling equipment	7 890	14 648	14 664	29 964
9504909300	Tables designed for games not of wood/plastics, not gambling equ	10 268	11 107	29 539	31 380
9504909400	Other table disigned for games of wood/plastics	0	15 702	0	15 600
9504909900	other table designed for games not wood/plastics	16 803	90 612	94 083	299 164
9505100000	Articles for christmas festivities	10 804	30 411	13 407	77 926
9505900000	Festive,carnival/ oth entertn.articlesincl conjuring tricks & novelty j	122 618	280 969	59 811	687 522
9506190000	Other snow-ski equipment	25 045	38 247	74 111	151 402
9506210000	Sailboards	0	1 362	0	6 685
9506290000	Oth water-skis, surf-boards, sailboards& oth water-sport equipme	8 010	73 052	30 013	805 077
9506310000	Golf clubs, complete	7 290	28 499	592 544	2 431 473
9506320000	Balls for golf	9 864	38 350	138 568	634 177
9506390000	Other golf equipment	3 051	13 618	22 350	71 215
9506401000	Tables tennis	122 288	418 062	161 987	856 536
9506409000	Oth articles & equip for table-tennis	31 192	132 987	58 523	295 807
9506510000	Lawn-tennis rackets, whether/ not strung	8 567	16 925	83 447	333 970
9506590000	Badminton or similar rackets, whether/ not strung	52 208	181 976	140 641	611 522
9506610000	Lawn-tennis balls	30 277	33 139	62 026	77 996
9506620000	Inflatable balls	45 848	118 734	338 462	1 131 843
9506690000	Other balls	10 719	62 845	26 607	266 954

I.3. IM POR M ENURUT KOM ODITI / IM PORT BY HS COM M ODITY

\*\*\* APRIL/ APRIL 2014 \*\*\*

H S	Uraian Komoditi Commodity Description	Berat Bersih / Net Weight (Kg)		Nilai / Value C.I.F (US\$)	
		Bulan ini Current Month	Kumulatif Cum. Jan. to date	Bulan ini Current Month	Kumulatif Cum. Jan. to date
9506700000	Ice skates & roller skates, incl skating boots with skates attached	2 257	79 242	4 017	302 025
9506910000	Artic and equip for general physicsexercise, gymnastics or athletic	773 389	2 717 232	2 275 913	9 211 669
9506990010	Bows and arrows for archery; crossbows	203	909	9 666	12 516
9506990020	Nets, cricket pads and shin guards	33 513	72 316	90 633	244 510
9506990030	Shuttlecocks	2 384	23 005	4 262	103 791
9506990090	Other articles and equipment for generalphysical exercise	110 684	301 723	683 058	2 098 533
9507100000	Fishing rods	80 563	256 875	394 849	1 153 530
9507200000	Fish-hooks, whether/not snelled	87 432	284 036	490 357	1 693 344
9507300000	Fishing reels	46 617	209 520	227 273	699 782
9507900000	Oth fishing rods, hooks/ reels, oth heading 92.08/97.05	9 609	50 138	108 588	605 636
9508100000	Travelling circuses and travellingmenageries	0	8 990	0	59 962
9508900000	Roundabouts, swings, shooting galleries& oth fairground amusemer	127 566	270 898	658 051	1 340 871
9601901010	Worked mother-of pearl/ tortoise- shell & articles of the foregoing	92	147	3 859	22 765
9601909900	Other ornamental article	9	74	223	3 598
9602001000	Gelatin capsules for pharmaceuticalproducts	19 663	35 308	501 258	984 432
9602009000	Oth worked veget/ minerl carving material& articles of these mater	2 535	19 108	17 160	98 260
9603101000	Brushes consisting of twig/ oth vegetablematerials bound together	7 379	67 739	61 526	175 600
9603102000	Brooms consisting of twig/ oth vegetablematerials bound together	35 279	47 207	9 002	23 951
9603210000	Tooth brushes, incl dental-plate brushes	150 166	530 839	1 094 668	4 255 210
9603290000	Shaving brushes, hair brush, nail brush, eyelash & oth brush for use c	52 009	162 982	196 599	770 135
9603300000	Artists' brushes, writing brush & similar brushes for the application c	91 783	202 485	318 809	865 766
9603400000	Paint, distemper, varnish/ similar brushes oth than 9603.30; Paint p	470 431	1 248 188	683 322	1 649 445
9603500000	Oth brushes constituting part of machine, appliances or vehicles	34 093	157 928	233 375	1 050 994
9603901000	Prepared knots and tufts for broom or brush making	70 592	185 063	61 170	279 008
9603902000	Hand-operated mechanical floor sweepers, not motorised	29 813	121 302	135 474	427 515
9603904000	Other brushes	153 766	656 954	375 954	1 464 803
9603909000	Mops and feather dusters; squeegees (oth than roller squeegees)	630 189	2 691 508	1 271 918	6 003 295
9604001000	Hand sieves and hand riddles of metal	298	612	2 153	10 578
9604009000	Hand sieves and hand riddles of other material	636	14 847	3 729	38 083
9605000000	Travel sets for personal toilet, sewing or shoe or clothes cleaning	6 121	21 551	65 923	172 036
9606101000	Press-fasteners, snap-fasteners and press-studs and part therefor c	14 272	61 366	147 848	760 428
9606109000	Press-fasteners, snap-fasteners and press-studs and part therefor c	79 339	217 329	1 036 474	3 096 998
9606210000	Buttons of plastics, not covered with textile material	228 611	661 619	3 507 326	10 583 884
9606220000	Buttons of base metal, not covered with textile material	145 579	486 217	2 071 748	6 777 255
9606290000	Other buttons	120 356	414 064	1 459 548	4 778 023
9606301000	Button moulds & other parts of buttons; button blanks, of plastics	1 984	14 158	49 616	340 213
9606309000	Button moulds & other parts of buttons; button blanks, of other m	9 049	34 174	191 137	421 454
9607110000	Slide fasteners fitted with chain scoop of base metal	140 704	512 504	2 242 838	6 827 139
9607190000	Other slide fasteners	487 867	1 357 697	6 995 723	16 914 373
9607200000	Parts of slide fasteners	416 791	1 205 316	2 798 984	9 307 438
9608101000	Ball point pens of plastics	58 763	255 000	288 317	890 520
9608109000	Ball point pens of other material Oth. ball point pens of plastics	220 791	703 622	539 189	1 590 885
9608200000	Felt tipped & other porous-tipped pens and markers	108 834	327 766	231 051	822 405
9608301000	Indian ink drawing pens	6 466	10 309	9 124	15 722
9608309000	Oth fountain pens, stylograph pens and other pens	284 308	739 054	940 807	1 671 137
9608400000	Propelling or sliding pencils	14 987	104 333	106 414	394 450
9608500000	Sets of articles from two or more of the foregoing subheadings	12 682	57 326	26 123	85 044
9608601000	Refills for ball point pens, comprising the ball point & ink-reservoir c	10 512	18 496	25 020	62 289
9608609000	Refills for ball point pens, comprising the ball point & ink-reservoir c	26 547	61 060	238 564	526 918
9608919000	Pen nibs and nib points of oth material	47 988	92 993	268 804	842 917
9608991000	Duplicating stylos	962	1 876	3 007	5 385
9608999100	Parts of ball point pens of plastics	54 530	221 604	107 611	462 205
9608999900	Penholders, pencil-holders & similar holder; parts of ball point of oth	44 756	184 472	310 237	1 183 375
9609101000	Black pencils, with lead encased in a rigid sheath	180 081	450 691	424 495	779 939
9609109000	Crayons & oth pencils with lead encased in a rigid sheath	114 554	403 542	362 638	1 120 857
9609200000	Pencil leads, black or coloured	99 242	417 844	608 111	2 187 231
9609901000	Slate pencils for school slates	8 309	16 023	36 008	81 287
9609903000	Pencils & crayons other than those of subheading 9609.10	72 872	308 011	209 424	552 827
9609909100	Writing or drawing chalks	230	3 827	657	6 443
9609909900	Pastels, drawing charcoals, tailors' cha and other pencils	40 403	319 719	86 413	602 092
9610001000	School slates, with writing or drawing surfaces	4 640	4 794	14 855	16 853
9610009000	Boards and oth slates, with writing or drawing surfaces	50 694	93 404	186 011	320 638
9611000000	Date, seal/ numbering stamps & the like, in the hand operatd; hand	18 454	46 544	97 948	278 810
9612101000	Ribbons of textile fabric	11 839	57 966	140 768	528 624
9612109000	Ribbons of other materials or similar ribbons	103 553	251 941	1 077 913	3 288 786
9612200000	Ink-pads	6 562	33 599	21 052	57 829

**I.3. IM POR M ENURUT KOM ODITI / IM PORT BY HS COM M ODITY**  
**\*\*\* APRIL/ APRIL 2014 \*\*\***

H S	Uraian Komoditi Commodity Description	Berat Bersih / Net Weight (Kg)		Nilai / Value C.I.F (US\$)	
		Bulan ini Current Month	Kumulatif Cum. Jan. to date	Bulan ini Current Month	Kumulatif Cum. Jan. to date
9613101000	Pocket lighters, gas fuelled, non-refillable of plastics	789 493	2 946 036	1 836 686	7 097 730
9613109000	Pocket lighters, gas fuelled, non-refillable of other materials	28 282	28 300	63 182	63 320
9613201000	Pocket lighters, gas fuelled, refillable of plastics	99 924	324 357	65 964	630 163
9613209000	Pocket lighters, gas fuelled, refillable of other materials	3 168	4 308	102 851	140 441
9613801000	Piezo-electric lighters for stoves and ranges	15 345	63 143	46 279	258 065
9613809000	Other lighters	4 359	13 729	135 678	439 543
9613901000	Refilled cartridge or oth receptacles part of mechncl lighter,cont li	2 063	3 316	55 502	59 766
9613909000	Other parts of lighters	126 644	582 384	1 232 706	4 668 797
9614009000	Smoking pipes and cigar or cigarette holder and parts thereof	1 676	3 028	17 623	29 427
9615112000	Combs, hair-slides and the like of hard rubbers	13 534	34 193	20 211	88 935
9615113000	Combs, hair-slides and the like of plastics	115 630	324 845	242 442	688 421
9615190000	Combs, hair-slides and the like other than hard rubbers or plastics	331 854	942 388	635 135	1 653 559
9615901100	Decorative hair pins of aluminium	0	1 057	0	8 109
9615901200	Decorative hair pins of iron or steel	4 614	7 222	29 512	32 335
9615901300	Decorative hair pins of plastics	9	33	1 297	3 110
9615901900	Other decorative hair pins Oth. decorative hair pins	8 947	14 829	12 771	34 617
9615902100	Parts of combs, hair pins and the like of aluminium	390	396	304	582
9615902200	Parts of combs, hair pins and the like of iron or steel	0	98	0	1 374
9615902300	Parts of combs, hair pins and the like of plastics	6	57	913	1 595
9615902900	Other parts of combs, hair pins, and the like	3 941	8 446	12 878	19 065
9615909100	Curling grips, hair-curlers and the like of aluminium	101	9 599	2 237	312 098
9615909200	Curling grips, hair-curlers and the like of iron or steel	17 022	18 046	44 577	69 814
9615909300	Curling grips, hair-curlers and the like of plastics	22	78	649	2 212
9615909900	Other curling grips, hair-curlers and the like	14 339	53 734	31 050	151 475
9616101000	Scent sprays and similar toilet sprays	165 849	484 800	1 295 084	3 500 913
9616102000	Mounts and heads of scent sprays and similar toilet sprays	137 519	394 061	875 052	2 185 765
9616200000	Powder-puffs & pads for the application of cosmetics or toilet prep	32 695	169 822	426 898	1 838 238
9617001000	Vacuum flasks and other vacuum vessels	160 531	579 873	307 956	1 359 930
9617002000	Parts of vacuum flasks or vacuum vessels	16	2 855	25	7 641
9618000000	Tailor' dummies, oth lay figure; automata & animated displ. shop w	15 109	70 391	169 174	662 506
9619001100	Disposable sanitary towel, tampon, napkin with an absorbent core of	17 192	111 224	49 240	293 112
9619001900	Oth disposable sanitary towel, tampons, napkins and napkin liners	3 232 651	10 087 612	11 914 105	38 159 498
9619009910	Oth sanitary towel, tampons, napkins, with an absorbent core of w	154	154	1 143	1 143
9619009990	Oth sanitary towel, tampons, napkins, with an absorbent core of w	3 641	10 103	10 282	26 866
9701100000	Paintings, drawings and pastels, executed entirely by hand	3 070	35 963	31 653	506 783
9701900000	Colleges & similar decorative plaques executed entirely by hand	7 313	24 811	45 494	133 749
9702000000	Original engravings, prints & lithographs	1 917	2 045	2 571	3 564
9703001000	Original sculptures & statuary of metal sculptures and statuary, in a	1 390	28 609	14 422	75 320
9703002000	Original sculptures & statuary of stone sculptures and statuary, in a	23 504	81 256	15 257	139 123
9703003000	Original sculptures & statuary of plastic sculptures and statuary, in a	1 645	3 589	12 127	28 156
9703004000	Original sculptures & statuary of wood sculptures and statuary, in a	0	6 988	0	5 879
9703005000	Original sculptures & statuary of clay sculptures and statuary, in an	0	1 867	0	3 500
9703009000	Original sculptures & statuary of other sculptures and statuary, in a	2 376	20 792	4 432	23 767
9704000000	Postage/ revenue stamps, stamp postmark, first-day covers, stamp	12	16	405	1 516
9705000090	Collection and collectors pieces of other interest	0	4 493	0	10 752
9706000000	Antiques of an age exceeding one hundred years	1 648	1 648	14 831	14 831
9801101000	Sedan of head 8703 with cylinder cap <1500 cc, incompletely knoc	0	52	0	23 748
9801102000	Oth vhcl of head 8703 with (4x2) system incompletely knocked dov	347 582	3 511 452	6 077 327	44 947 584
9801201000	Vhcls of head 8704 with gross weight <=5 ton, incompletely knocke	68 265	283 246	853 647	3 422 364
9801202000	Vhcls of head 8704 with 5 ton < gross weight <= 24 ton, incmpltly k	5 423 640	20 333 808	53 309 696	198 919 645
9801203000	Vhcls of head 8704 with gross weight >24 ton, incmpltly knocked dc	3 084 360	11 620 687	29 260 874	105 530 264
9801302000	Vhcls of head 8702 with 5 tons < gross weight <= 24 ton, incmpltly k	864 807	2 959 574	7 045 988	24 132 841
9802100000	Rotary internal/spark-ignition combust comp rsn-ignition pist engine	31 099	120 329	623 742	2 804 070
9802200000	Gear boxes, of incomplete knocked down	44 695	164 492	901 218	2 987 939
9802300000	Drive-axles, of incomplete knocked down	39 053	179 340	521 594	2 186 568
9803000000	Blank for motor vehicles component, made from base metal	833 337	3 030 122	2 104 448	10 447 035
<b>TOTAL IM PORT</b>		<b>13 005 419 405</b>	<b>46 676 369 455</b>	<b>16 254 976 317</b>	<b>59 485 585 412</b>

I.4. IMPOR MENURUT NEGARA ASAL / IMPORT BY COUNTRY OF ORIGIN

\*\*\* APRIL/ APRIL 2014 \*\*\*

Country Code	Negara Asal Country of origin	Berat bersih / Net weight (Kg)		Nilai / Value C.I.F ( U S \$ )	
		Bulan ini Current month	Kumulatif Cum. Jan. to date	Bulan ini Current month	Kumulatif Cum. Jan. to date
111	JP Jepang	418 233 549	1 588 059 294	1 659 256 162	5 907 990 633
112	HK Hongkong	33 556 060	136 750 975	174 943 365	607 867 281
113	KP Korea Utara	159 188	565 319	151 302	553 580
114	KR Korea Selatan	722 018 782	2 764 938 115	1 048 993 016	3 975 583 783
115	TW Taiwan	140 026 203	557 007 198	358 340 081	1 279 243 942
116	CN Cina	1 528 861 068	4 906 196 445	2 855 523 798	10 017 071 816
117	MN Mongolia	60 000	144 047	24 300	238 004
118	MO Macau	97 785	486 234	536 958	3 053 646
120	PG Papua Nugini	1 766 323	6 622 907	2 150 236	9 476 034
121	TH Thailand	816 600 918	2 542 674 842	835 346 022	3 218 373 796
122	SG Singapura	1 860 163 946	6 618 866 323	2 454 277 774	8 776 660 462
123	PH Philipina	68 383 687	107 806 583	83 403 570	244 422 814
124	MY Malaysia	738 221 124	2 939 185 948	838 050 429	3 445 185 349
125	MM Myanmar	20 778 718	44 004 470	21 196 152	51 602 490
126	KH Kamboja	95 095	1 396 926	1 442 849	7 919 750
127	BN Brunei Darussalam	379 944	242 246 895	155 087	196 344 496
128	LA Laos	950 707	4 485 023	5 481 639	25 235 670
129	NP Nepal	0	6	0	80
130	BT Bhutan	0	1	0	5
131	VN Viet Nam	377 316 838	1 474 903 747	361 952 104	1 171 013 182
133	IN India	506 154 712	1 653 414 756	349 289 976	1 382 344 614
134	PK Pakistan	15 603 133	43 162 737	17 629 788	54 407 658
135	BD Bangladesh	5 709 248	19 065 206	8 647 201	29 965 415
136	LK Srilanka	4 334 429	11 151 970	4 469 442	15 805 349
137	AF Afghanistan	18 000	18 000	35 276	35 276
138	ID Indonesia	2 454 120	9 635 908	21 623 287	70 049 769
141	IQ Irak	53	20 239	1 960	227 284
142	IR Iran	3 064 632	18 219 362	2 150 150	12 754 027
143	SA Saudi Arabia	328 559 690	1 889 421 681	288 847 868	1 720 274 557
144	IL Israel	56 757	193 961	984 750	4 556 160
145	KW Kuwait	203 817 704	551 512 757	188 443 630	522 610 724
146	JO Jordan	53 667 912	246 693 748	7 950 366	46 621 975
148	LB Lebanon	1 031 324	1 142 552	268 292	555 648
149	PN Palestina	8 800	9 318	82 500	105 270
151	YE Yaman	934 404	2 045 090	452 145	906 811
152	OM Oman	34 741 639	230 554 801	38 180 431	77 641 716
153	SY Syria	90 000	90 100	37 800	39 342
154	TR Turki	102 068 078	419 308 667	88 939 973	362 656 147
155	AE Uni Emirat Arab	110 771 114	558 610 373	106 328 341	587 577 647
156	QA Qatar	204 675 794	665 930 390	189 660 933	683 650 897
157	BH Bahrain	1 441 460	30 223 755	3 030 954	33 345 711
158	CY Cyprus	1 249 957	3 324 413	420 792	1 070 483
159	OD Asia Barat Lainnya	0	40 012	0	69 828
211	EG Mesir	81 432 484	343 070 178	11 621 850	43 487 083
212	LY Libya	9	10	2 389	2 700
213	MA Maroko	53 521 930	127 949 640	15 660 640	49 769 005
214	TN Tunisia	2 348 803	4 240 551	3 929 458	6 153 347
215	DZ Aljazair	87 857 987	336 083 161	75 347 489	299 009 950
216	SD Sudan	39 420	434 773	77 446	413 824
217	ER Eritrea	3	787	52	15 677
218	LS Lesotho	16 812	29 243	239 717	414 717
219	NA Namibia	377 250	409 673	109 403	181 190
221	ET Ethiopia	1 571 328	7 998 555	1 403 861	6 382 941
222	TZ Tanzania	638 131	3 153 358	3 217 746	9 522 054
223	MG Madagaskar	104 015	597 972	1 495 684	3 295 538
224	SO Somalia	13	381	3 070	3 826
225	KE Kenya	631 209	4 625 060	752 983	3 388 797
226	RE Reunion	1 065 695	3 985 106	226 203	794 376
227	MZ Mozambique	665 004	3 069 366	1 560 689	6 019 463

I.4. IMPOR MENURUT NEGARA ASAL / IMPORT BY COUNTRY OF ORIGIN

\*\*\* APRIL/ APRIL 2014 \*\*\*

Country Code	Negara Asal Country of origin	Berat bersih / Net weight (Kg)		Nilai / Value C.I.F ( U S \$ )	
		Bulan ini Current month	Kumulatif Cum. Jan. to date	Bulan ini Current month	Kumulatif Cum. Jan. to date
228	BW Botswana	44	211	1 188	2 507
230	TG Togo	505 080	1 905 979	186 880	1 323 238
231	GH Ghana	2 277 673	3 673 977	6 369 273	10 422 547
232	LR Liberia	0	2 894	0	26 760
234	AO Angola	32 680	130 457 081	63 399	105 468 312
235	CG Kongo	2	31	79	32 711
236	CM Kamerun	710 148	4 150 699	1 557 970	7 542 037
237	NG Nigeria	524 315 662	1 498 143 917	428 164 851	1 250 346 169
238	SL Sierra Leone	796	2 011	38 148	176 695
239	GA Gabon	29	104 484	3 853	144 240
240	CI Pantai Gading	3 820 159	13 880 838	9 349 001	36 509 979
241	SN Senegal	100 408	1 222 361	214 818	728 282
242	MR Mauritania	70	132	2 131	4 003
243	ML Mali	5 151 879	10 576 185	10 573 253	21 293 778
244	BJ Benin	648 810	1 483 926	1 411 324	2 796 375
245	BF Burkina Faso	4 709 602	11 906 311	9 332 397	23 069 921
246	GW Guinea Bissau	0	69	0	7 368
247	GM Gambia	126	150	1 879	2 126
248	VI U.S. Virgin Islands	0	11	0	652
249	SC Seychelles	18 533	240 280	79 817	711 212
251	UG Uganda	1 533 579	1 776 113	3 118 222	3 879 714
252	CF Rep Afrika Tengah	1 198 115	2 038 833	2 482 521	4 177 703
253	NE Niger	50	50 781	11 433	136 093
254	TD Chad	575 761	800 070	1 127 479	1 589 564
255	DJ Djibouti	0	72 000	0	54 720
256	SH Saint Helena	1	290	464	11 490
257	ST Sao Tome & Principe	177	319	3 532	15 605
260	SZ Swaziland	1 063	25 677	170 079	866 383
261	ZA Afrika Selatan	45 470 935	327 394 022	39 040 291	193 396 857
262	ZW Zimbabwe	591 600	1 560 756	3 521 556	6 426 760
263	ZM Zambia	720 900	2 786 192	1 088 271	5 308 772
264	MW Malawi	143 061	566 940	455 327	1 588 920
266	BI Burundi	20 468	20 530	39 258	40 384
267	MU Mauritius	212 397	764 449	826 184	1 445 067
298	VG Virgin Islands (British)	279 805	292 225	301 220	336 814
311	AU Australia	1 185 157 443	4 054 619 822	503 644 771	1 728 107 377
312	NZ Selandia Baru	74 541 571	212 287 489	98 961 015	303 031 163
318	FM Fed. Micronesia	245	610	956	2 456
321	NR Nauru	260	12 595	1 928	57 467
322	NC Kaledonia Baru	135 820	374 087	47 537	210 965
323	NU Niue	0	114	0	3 976
326	VU Vanuatu	4	237 954	6 452	121 440
331	AS American Samoa	440 148	853 985	1 338 508	3 359 291
332	CK Cook Islands	69	69	1 327	1 327
333	FJ Fiji	497 778	1 411 676	354 266	852 997
334	KI Kiribati	673	743	3 457	3 459
335	MH Marshall Islands	48	9 876	3 873	70 144
336	WS Samoa	76 057	195 778	227 464	565 299
337	SB Solomon Islands	60 000	470 005	66 600	1 051 212
338	TO Tonga	98	251	600	1 201
339	TV Tuvalu	0	85	0	1 878
340	CX Christmas Islands	13 700 000	31 700 000	1 952 250	4 517 250
341	UM U.S Minor Outlying Island	0	10	0	128
342	CC Cocos (Keeling) Islands	6	6	324	324
343	TK Tokelau	0	50	0	184
391	TL East Timor	0	209 582	0	95 147
411	US Amerika Serikat	774 734 314	2 453 468 159	857 605 679	2 856 838 332
412	CA Kanada	464 060 620	1 156 504 586	179 660 647	531 348 111
421	MX Meksiko	4 217 853	13 324 133	18 550 778	59 667 169

I.4. IMPOR MENURUT NEGARA ASAL / IMPORT BY COUNTRY OF ORIGIN

\*\*\* APRIL/ APRIL 2014 \*\*\*

Country Code	Negara Asal Country of origin	Berat bersih / Net weight (Kg)		Nilai / Value C.I.F ( U S \$ )	
		Bulan ini Current month	Kumulatif Cum. Jan. to date	Bulan ini Current month	Kumulatif Cum. Jan. to date
422	GT Guatemala	2 045	178 741	9 157	109 439
423	HN Honduras	1 191	357 780	15 759	220 521
424	NI Nikaragua	608	3 612	12 176	72 035
425	PA Panama	818 786	1 173 870	299 684	459 974
426	CJ Kuba	35 395	35 643	290 522	746 978
427	CB Curacao	98	99	587	945
428	SR Suriname	0	20	0	717
431	CL Chili	13 216 212	57 518 526	18 793 718	80 753 570
432	VE Venezuela	119	1 757	1 060	25 129
433	AR Argentina	95 027 420	440 894 535	68 719 866	279 962 357
434	BR Brazil	228 190 242	1 289 599 821	139 510 253	629 021 435
435	CO Colombia	319 641	722 465	723 235	2 312 250
436	BO Bolivia	0	257	0	9 835
437	UY Uruguay	2 794 182	23 941 963	2 165 512	14 548 408
438	PY Paraguay	11 350 000	48 558 064	7 689 438	28 623 828
441	EC Ekuador	801 729	5 050 988	2 371 237	15 513 082
442	PE Peru	2 478 213	63 810 951	8 218 673	31 431 816
444	TT Trinidad & Tobago	60	273 845	21 162	440 860
446	JM Jamaica	95 388	267 988	166 484	307 259
447	PR Puerto Rico	10 973	34 273	2 451 104	4 758 497
448	BZ Belize	40 346	201 240	204 216	1 508 222
449	DO Rep Dominica	53 325	257 281	156 738	726 983
450	SV El Salvador	17 823	53 534	19 181	69 435
451	CR Costa Rica	108 406	649 030	196 014	1 293 950
452	HT Haiti	56	250	1 750	6 457
453	BB Barbados	6	24	702	3 692
454	AG Antigua & Barbuda	16	36 717	262	267 486
455	AI Anguilla	162 433	279 861	586 385	988 722
456	AW Aruba	3	3	565	565
457	BM Bermuda	45 912 251	45 912 251	37 598 740	37 598 740
458	CV Cape Verde	3	173	218	2 238
459	KY Cayman Islands	0	705	0	9 569
460	DM Dominica	0	1 312	0	27 063
462	GF French Guiana	0	4	0	236
463	PF French Polynesia	309 260	645 340	53 502	111 644
464	GL Greenland	0	15	0	1
465	GD Grenada	0	1 219	0	371 798
467	AN Netherlands Antilles	342	1 986	21 083	489 976
511	GB Inggris	52 939 075	139 366 898	74 766 938	300 169 453
512	NL Belanda	23 502 726	77 080 753	79 548 213	277 277 096
513	FR Perancis	29 440 495	111 409 718	125 874 659	502 780 327
514	DE Jerman	76 941 193	277 421 393	382 609 078	1 368 914 033
515	AT Austria	2 470 601	13 952 147	25 467 730	128 641 629
516	BE Belgia	30 384 343	95 225 379	53 801 382	209 589 324
517	CH Swiss	2 392 937	8 362 558	45 911 361	199 596 556
518	LU Luksemburg	252 870	810 744	730 884	2 492 404
519	GI Gibraltar	0	1	0	86
520	MC Monaco	2 699	6 893	49 575	152 844
521	DK Denmark	2 812 247	11 455 990	13 013 154	49 241 791
522	NO Norwegia	13 728 551	72 342 354	12 882 770	59 516 906
523	SE Swedia	24 281 429	79 451 552	67 199 067	216 990 650
524	FI Finlandia	5 100 435	19 639 760	63 013 312	269 529 287
525	IE Irlandia	1 444 832	10 164 807	9 753 207	42 024 949
526	IT Italia	22 176 406	89 704 002	136 135 476	584 876 707
527	ES Spanyol	9 858 877	34 679 239	58 366 382	185 413 553
528	PT Portugal	966 895	1 627 578	6 775 875	13 617 365
529	IS Iceland	384 467	393 604	673 844	795 602
531	GR Yunani	6 625 022	31 838 621	4 707 931	34 323 184
532	VA Vatikan	0	541	0	19 082

**I.4. IMPOR MENURUT NEGARA ASAL / IMPORT BY COUNTRY OF ORIGIN**  
**\*\*\* APRIL/ APRIL 2014 \*\*\***

Country Code	Negara Asal Country of origin	Berat bersih / <i>Net weight (Kg)</i>		Nilai / <i>Value C.I.F ( U S \$ )</i>	
		Bulan ini <i>Current month</i>	Kumulatif <i>Cum. Jan. to date</i>	Bulan ini <i>Current month</i>	Kumulatif <i>Cum. Jan. to date</i>
533	AD Andorra	286	7 768 355	1 610	8 455 931
534	LI Liechtenstein	1 970	7 172	62 166	215 074
540	CD Democratic Rep. Of The Congo	179 729	424 203	449 302	1 046 970
542	HU Hungaria	816 376	1 711 421	9 844 759	32 109 009
543	PL Polandia	7 032 450	18 454 171	15 215 272	41 953 545
544	RO Rumania	246 103	1 193 346	2 679 198	6 464 850
545	BG Bulgaria	2 365 957	17 934 543	3 078 199	14 585 253
547	YU Serbia	0	221	0	941
548	AL Albania	170	250 936	14 981	454 882
549	AM Armenia	10	25	199	1 627
550	AZ Azerbaijan	265 259 068	1 008 931 134	219 910 523	841 686 841
551	BY Belarusia	22 035 918	64 202 324	6 936 796	20 294 533
552	KZ Kazakhstan	697 212	3 040 013	1 639 593	7 078 566
553	KG Kyrgyzstan	2 056	98 549	27 175	292 685
554	MD Rep Moldova	1 068 481	8 863 851	330 102	2 792 678
555	TJ Tajikistan	0	145	0	4 974
556	TM Turkmenistan	137	1 097	4 078	34 542
557	UA Ukraina	41 664 761	292 507 066	23 246 443	129 090 353
558	UZ Uzbekistan	100 000	777 960	170 000	4 516 990
559	LT Lithuania	259 939	8 120 609	398 435	3 466 814
560	LV Latvia	226 220	459 330	189 089	525 490
561	EE Estonia	22 497	133 792	251 150	646 775
562	GE Georgia	48 467	267 583	66 969	1 778 569
563	HR Kroasia	1 174 899	2 446 365	3 922 702	6 381 735
564	BA Bosnia & Herzegovina	109	148 736	5 273	34 356
565	MT Malta	301 309	916 152	174 582	952 156
566	SK Slovakia	281 714	581 924	1 662 391	3 505 380
567	SI Slovenia	145 402	641 097	1 161 116	4 546 753
568	CZ Cheska	16 457 735	35 037 102	23 700 255	53 500 570
570	MK Rep Macedonia	136	1 283	9 703	78 510
571	FO Faeroe Islands	24 310	24 310	158 288	158 288
572	RU Fed Russia	288 462 002	1 078 598 530	169 174 974	573 495 862
573	RS Serbia	35 700	64 105	2 596 981	2 919 268
574	ME Montenegro	2	13	283	438
<b>TOTAL IM PORT</b>		<b>13 005 419 405</b>	<b>46 676 369 455</b>	<b>16 254 976 317</b>	<b>59 485 585 412</b>

**I.5. IM POR M ENURUT PROPINSI DAN PELABUHAN BONGKAR**  
**IM PORT BY PROVINCE AND PORT OF IM PORTATION**  
**\*\*\* APRIL/ APRIL 2014 \*\*\***

Kode Pelabuhan Bongkar Port of Importation	Berat bersih / Net weight (Kg)		Nilai / Value C.I.F (U S \$)	
	Bulan ini Current month	Kumulatif Cum. Jan. to date	Bulan ini Current month	Kumulatif Cum. Jan. to date
<b>ACEH</b>	<b>993 007</b>	<b>38 496 825</b>	<b>689 998</b>	<b>14 267 943</b>
104 IDLSW Lhok Seumawe	223 007	865 432	147 148	4 464 329
110 IDSIN Sinabang	770 000	770 000	542 850	542 850
117 IDKRU Krueng R. Malahayati	0	14 763 284	0	8 083 211
118 IDKLS Kuala Langsa	0	498 109	0	791 993
119 IDLHK Lhok Nga	0	21 600 000	0	385 560
<b>SUM ATERA UTARA</b>	<b>726 606 313</b>	<b>2 403 259 731</b>	<b>465 156 336</b>	<b>1 664 782 564</b>
002 IDKNO Kualanamu	135 028	1 872 773	1 598 399	4 569 169
144 IDBLW Belawan	672 096 764	2 181 083 318	444 029 703	1 579 752 604
145 IDTJB Tanjung Balai Asahan	2 238 904	8 894 147	1 024 640	3 817 970
166 IDMES Medan / Polonia (U)	28 187	170 457	1 258 319	5 105 469
167 IDMDN Medan (Ptt)	0	10	0	2 251
170 IDKTJ Kuala Tanjung	52 107 430	211 239 026	17 245 275	71 535 101
<b>SUM ATERA BARAT</b>	<b>139 658 410</b>	<b>442 844 937</b>	<b>102 827 505</b>	<b>361 873 147</b>
191 IDTBY Padang/Tl.Bayur	139 658 221	442 844 482	102 814 126	361 804 584
192 IDPDG Padang / Tabing (U)	189	455	13 379	68 563
<b>RIAU</b>	<b>277 492 990</b>	<b>887 491 472</b>	<b>185 335 252</b>	<b>635 162 897</b>
225 IDDJM Dumai	193 424 440	554 652 512	100 261 164	275 394 981
228 IDBLS Bengkalis	112 693	441 833	64 322	244 479
230 IDSPA Selat Panjang	34 901	85 363	34 628	89 215
231 IDSSI Siak Sri Indrapura	9 203	711 626	4 994	506 751
233 IDPEK Pekanbaru (Rumbai)	292 262	3 107 230	293 523	3 036 280
235 IDSJQ Sungai Guntung	34 774	1 222 774	24 440	4 084 214
242 IDTEM Tembilahan	1 017 810	2 261 453	1 954 333	6 339 531
244 IDRGA Rengat	0	3 800 260	0	51 043 813
261 IDPKU Simpang Tiga (U)	1 493	8 321	116 870	1 544 818
273 IDPAK Pekanbaru	9 685 832	23 638 455	37 648 777	62 044 333
277 IDBUN Buatan	4 900 751	13 379 245	2 371 064	5 622 592
278 IDPWG Perawang, Sumatra	67 978 831	284 182 400	42 561 137	225 211 890
<b>JAM BI</b>	<b>18 138 796</b>	<b>47 142 190</b>	<b>6 720 711</b>	<b>79 634 970</b>
291 IDKTK Kuala Tungkal	17 502 856	45 015 928	4 885 734	75 901 437
292 IDMSA Muara Sabak	0	1 023 261	0	652 841
293 IDDJM Jambi	635 940	1 103 001	1 834 977	3 080 692
<b>SUM ATERA SELATAN</b>	<b>75 231 696</b>	<b>228 866 206</b>	<b>32 999 293</b>	<b>118 612 203</b>
334 IDPLM Sm. Badaruddin (U)	317	648	35 044	192 203
340 IDMRI Musi River/Boom Baru	75 231 379	228 865 558	32 964 249	118 420 000
<b>BENGKULU</b>	<b>6 404 000</b>	<b>15 503 004</b>	<b>2 616 560</b>	<b>4 206 329</b>
361 IDBKU Bengkulu	6 404 000	15 503 004	2 616 560	4 206 329
<b>LAMPUNG</b>	<b>371 997 594</b>	<b>1 484 429 698</b>	<b>278 122 070</b>	<b>1 251 368 563</b>
364 IDKTA Kota Agung	136 107 077	584 217 395	116 008 700	582 119 775
395 IDPJG Panjang	235 890 517	900 212 303	162 113 370	669 248 788
<b>KEPULAUAN BANGKA BELITUNG</b>	<b>4 554 699</b>	<b>12 688 985</b>	<b>7 199 474</b>	<b>14 419 919</b>
322 IDBLI Blinju-Bangka	157 000	157 000	1 163 934	1 163 934
323 IDPGX Pangkal Balam	2 369 037	8 628 674	4 265 988	7 522 336
328 IDTPD Tanjung Pandan	2 028 662	2 192 738	1 769 552	4 678 517
339 IDBLJ Belinju	0	1 710 573	0	1 055 132
<b>KEPULAUAN RIAU</b>	<b>508 636 063</b>	<b>1 804 077 616</b>	<b>984 205 052</b>	<b>3 581 582 228</b>
248 IDTBK Tanjung Balai Karimun	4 962 927	31 884 641	28 087 413	82 681 697
249 IDPSS Pulau Sambu	335 000	5 098 000	4 927 659	61 917 659
250 IDTAN Tanjung Uban	207 838 038	716 489 627	212 017 876	709 728 819
251 IDTPN Tanjung Pinang	573 562	2 235 808	508 525	2 676 281
252 IDTER Terempa	210 403	6 379 552	13 105 811	68 832 494
258 IDBTU Batu Ampar	142 730 749	524 990 893	389 621 021	1 392 343 676
260 IDDAS Singkep - Dabo	0	163 000	0	850 000
262 IDTNJ Kijang (U)	1 400	6 687	1 977	9 990
263 IDPAS Pasir Panjang	79 855	106 953	599 913	740 938



**I.5. IM POR M ENURUT PROPINSI DAN PELABUHAN BONGKAR**  
**IM PORT BY PROVINCE AND PORT OF IM PORTATION**  
**\*\*\* APRIL/ APRIL 2014 \*\*\***

Kode	Pelabuhan Bongkar Port of Importation	Berat bersih / Net weight (Kg)		Nilai / Value C.I.F (U S \$)	
		Bulan ini Current month	Kumulatif Cum. Jan. to date	Bulan ini Current month	Kumulatif Cum. Jan. to date
265	IDSKP Sekupang	30 102 713	113 760 338	233 660 716	889 486 279
267	IDKAB Kabil/ Panau	121 718 095	402 652 647	75 712 751	286 077 554
271	IDBTH Hang Nadim (U)	83 321	309 470	25 961 390	86 236 841
<b>DKI JAKARTA</b>		<b>3 297 054 725</b>	<b>11 582 035 631</b>	<b>8 086 166 149</b>	<b>28 630 029 993</b>
431	IDTPP Tanjung Priok	3 282 530 563	11 517 692 137	6 913 110 904	24 258 066 029
432	IDKLB Kalibaru	0	10 025 432	0	14 735 777
433	IDJKT Jakarta / Pasar Ikan	3 517 773	15 657 260	15 806 011	61 743 751
434	IDCGK Soekarno-Hatta (U)	10 885 954	38 217 858	1 133 702 841	4 239 792 455
436	IDHLP Halim Perdana Kusuma (U)	120 435	442 944	23 546 393	55 691 981
<b>JAWA BARAT</b>		<b>105 594 173</b>	<b>745 431 163</b>	<b>89 878 418</b>	<b>627 462 872</b>
463	IDCBN Cirebon/Pengung (U)	12 881 858	58 575 000	2 081 858	8 232 696
466	IDBDO Husein Sastranegara	38 315	158 033	434 964	1 674 845
467	IDBLG Balongan	92 674 000	686 679 815	87 361 596	617 510 537
468	IDBND Gede Bage-Bandung (Ptt)	0	18 315	0	44 794
<b>JAWA TENGAH</b>		<b>1 152 731 367</b>	<b>4 920 952 365</b>	<b>1 192 832 097</b>	<b>5 113 126 775</b>
494	IDTES Tanjung Emas	381 226 915	1 314 057 353	520 599 284	1 870 843 401
495	IDCXP Cilacap	769 673 748	3 599 177 504	670 690 402	3 232 894 775
496	IDSRG Achmad Yani (U)	33 570	119 862	463 932	1 861 875
497	IDSMR Semarang (Ptt)	1 795 674	7 591 774	1 019 667	7 264 896
498	IDSOC Jebres/Adi Sumarmo	1 460	5 872	58 812	261 828
<b>DI YOGYAKARTA</b>		<b>3 733</b>	<b>11 017</b>	<b>105 789</b>	<b>382 395</b>
531	IDJOG Adi Sucipto (U)	3 733	11 017	105 789	382 395
<b>JAWA TIM UR</b>		<b>2 930 664 445</b>	<b>9 915 525 205</b>	<b>2 435 635 915</b>	<b>8 458 685 247</b>
561	IDTUB Tuban	527 825 719	1 750 926 460	449 665 514	1 515 470 016
562	IDGRE Gresik	467 629 911	1 872 131 027	99 349 871	472 283 413
563	IDTPE Tanjung Perak	1 792 234 367	5 752 312 001	1 704 579 914	5 764 316 782
566	IDPRN Panarukan	89 439 572	318 017 602	75 520 349	303 789 343
567	IDBJU Banyuwangi	52 133 147	217 623 650	48 235 847	214 742 563
587	IDSUB Juanda (U)-Surabaya	1 032 073	3 518 075	57 166 473	184 885 866
588	IDSUR Surabaya (Ptt)	369 656	996 390	1 117 947	3 197 264
<b>BANTEN</b>		<b>1 995 281 260</b>	<b>6 868 118 905</b>	<b>989 988 099</b>	<b>3 653 970 856</b>
461	IDMRK Merak	779 011 400	2 789 851 980	561 874 398	2 088 084 499
471	IDTLN Tanjung Leneng	99 943 170	426 858 051	108 899 777	450 045 765
473	IDCGD Cigading	1 116 326 690	3 651 408 874	319 213 924	1 115 840 592
<b>BALI</b>		<b>7 425 378</b>	<b>21 961 151</b>	<b>16 130 799</b>	<b>141 809 453</b>
613	IDBOA Benoa/Loloan	302 878	1 521 933	1 245 708	13 280 917
618	IDCBW Celukan Bawang	6 878 923	19 560 821	9 498 672	104 650 503
620	IDDPS Ngurah Rai (U)	243 577	878 397	5 386 419	23 878 033
<b>NUSA TENGGARA BARAT</b>		<b>6 152 415</b>	<b>43 734 226</b>	<b>7 189 218</b>	<b>51 348 182</b>
655	IDBMU Bima	2 166 415	12 817 764	6 864 359	47 860 253
660	IDLEM Lembar	3 986 000	29 230 000	324 859	2 409 671
663	IDBDS Badas Sumbawa	0	1 686 462	0	1 078 258
<b>NUSA TENGGARA TIM UR</b>		<b>1 055 652</b>	<b>46 259 873</b>	<b>9 566 529</b>	<b>12 087 577</b>
686	IDATA Atapupu	0	100 314	0	21 634
693	IDTEN Tenau	1 055 652	46 159 559	9 566 529	12 065 943
<b>KALIMANTAN BARAT</b>		<b>65 956 549</b>	<b>282 359 896</b>	<b>59 602 494</b>	<b>207 145 683</b>
714	IDPON Pontianak	62 493 448	247 500 104	52 824 355	174 733 666
715	IDKTG Ketapang K. Barat	0	1 854 000	0	6 010 000
721	IDKDW Kendawangan	861 687	7 884 686	2 722 308	14 753 789
722	IDPNK Supadio (U)	1 412	1 412	3 334 900	3 334 900
723	IDTKA Telok Air	0	3 433 200	0	815 552
724	IDSTT Sintete	2 600 002	19 496 614	720 931	4 203 363
726	IDENT Entikong	0	2 189 880	0	3 294 413
<b>KALIMANTAN TENGAH</b>		<b>7 959 015</b>	<b>16 101 477</b>	<b>31 553 609</b>	<b>41 387 544</b>

**I.5. IM POR M ENURUT PROPINSI DAN PELABUHAN BONGKAR**  
**IM PORT BY PROVINCE AND PORT OF IM PORTATION**  
**\*\*\* APRIL/ APRIL 2014 \*\*\***

Kode Pelabuhan Bongkar Port of Importation	Berat bersih / Net weight (Kg)		Nilai / Value C.I.F( U S \$ )	
	Bulan ini Current month	Kumulatif Cum. Jan. to date	Bulan ini Current month	Kumulatif Cum. Jan. to date
742 IDSUK Sukamara	552 785	552 785	2 474 178	2 474 178
744 IDKUM Kumai	395 595	2 567 685	1 342 440	4 711 070
746 IDSMQ Sampit	1 525 573	7 475 667	1 070 653	6 550 526
750 IDPPS Pulang Pisau	5 485 062	5 505 340	26 666 338	27 651 770
<b>KALIMANTAN SELATAN</b>	<b>281 378 322</b>	<b>860 287 040</b>	<b>264 903 229</b>	<b>872 295 447</b>
771 IDBAN Banjarmasin	13 166 411	83 198 499	17 514 030	154 744 849
773 IDKTB Kotabaru	268 211 911	777 088 262	247 389 199	717 542 875
777 IDBDJ Samsudin Noor (U)	0	279	0	7 723
<b>KALIMANTAN TIMUR</b>	<b>781 080 259</b>	<b>3 047 456 170</b>	<b>730 091 563</b>	<b>2 919 874 732</b>
803 IDBPP Balikpapan	647 760 365	2 427 193 679	617 464 447	2 288 917 600
805 IDSRD Samarinda	67 349 159	173 539 219	60 031 469	206 851 499
806 IDTRD Tanjung Redep	2 000 000	2 000 000	812 000	812 000
807 IDTJS Tanjung Selor	7 824 743	37 724 743	691 170	936 135
808 IDLIN Lingkas Tarakan	29 330 189	75 649 140	7 261 305	9 378 068
809 IDNNX Nunukan	13 834 200	34 834 200	546 965	714 448
812 IDBYQ Bunyu	3 500 000	3 500 000	29 064	29 064
813 IDTSG Tanjung Sangata	6 581 176	193 369 190	22 860 534	236 557 149
814 IDBPN Sepinggian (U)	257 316	989 060	16 630 012	85 140 306
817 IDBTG Bontang	143 111	89 187 098	3 738 647	83 523 998
819 IDJUA Juata Tarakan	2 500 000	5 507 526	25 950	67 176
996 IDBEJ Berau	0	3 962 315	0	6 947 289
<b>SULAWESI UTARA</b>	<b>8 973 846</b>	<b>29 234 073</b>	<b>21 268 697</b>	<b>63 862 630</b>
832 IDAMU Amurang	0	1 000	0	21 124
835 IDBIT Bitung	8 969 482	29 221 204	20 107 728	62 347 375
843 IDMDC Sam Ratulangi (U)	4 364	11 869	1 160 969	1 494 131
<b>SULAWESI TENGAH</b>	<b>16 227 936</b>	<b>19 496 109</b>	<b>20 170 296</b>	<b>22 958 512</b>
868 IDLUW Luwuk	0	27 975	0	751 125
877 IDPAT Pantoloan	16 227 936	19 468 134	20 170 296	22 207 387
<b>SULAWESI SELATAN</b>	<b>113 154 476</b>	<b>423 792 500</b>	<b>71 852 345</b>	<b>250 560 629</b>
892 IDPAP Pare-Pare	1 982 697	8 482 697	1 195 566	5 219 566
893 IDUJU Ujungpandang	74 917 977	301 631 401	44 194 087	162 901 741
897 IDMLI Malili, Sulawesi	36 253 201	113 670 282	26 453 821	78 789 636
904 IDUPG Hasanuddin (U)	601	8 120	8 871	3 649 686
<b>SULAWESI TENGGARA</b>	<b>40 708 083</b>	<b>134 341 291</b>	<b>43 992 968</b>	<b>152 555 693</b>
921 IDBUW Bau-Bau	39 708 161	132 851 177	43 351 848	145 056 073
922 IDKDR Kendari	999 922	999 922	641 120	641 120
925 IDPUM Pomalaa	0	490 192	0	6 858 500
<b>GORONTALO</b>	<b>1 600 000</b>	<b>83 049 922</b>	<b>964 800</b>	<b>44 151 409</b>
841 IDGOR Gorontalo	1 600 000	83 049 922	964 800	44 151 409
<b>M ALUKU</b>	<b>41 376 406</b>	<b>137 092 833</b>	<b>43 203 213</b>	<b>143 505 141</b>
946 IDAMB Ambon	35 963 205	127 507 731	40 903 566	139 141 486
949 IDLUV Tual	5 413 201	9 585 102	2 299 647	4 363 655
<b>M ALUKU UTARA</b>	<b>1 199 968</b>	<b>1 511 459</b>	<b>782 547</b>	<b>1 962 328</b>
941 IDTOB Tobelo	1 199 968	1 199 968	782 547	782 547
962 IDOBI Obi Island	0	311 491	0	1 179 781
<b>PAPUA BARAT</b>	<b>577 506</b>	<b>1 911 233</b>	<b>694 940</b>	<b>3 584 043</b>
971 IDSOR Sorong	577 506	1 910 536	694 940	3 572 031
976 IDFKQ Fak-Fak	0	697	0	12 012
<b>PAPUA</b>	<b>19 550 323</b>	<b>130 905 252</b>	<b>72 530 352</b>	<b>346 927 508</b>
980 IDTIM Amamapare	19 550 323	125 004 404	72 530 352	346 515 098
983 IDDJ Jayapura / Sentani	0	5 900 848	0	412 410
<b>TOTAL IM PORT</b>	<b>13 005 419 405</b>	<b>46 676 369 455</b>	<b>16 254 976 317</b>	<b>59 485 585 412</b>

**I.6 IM POR KOM ODITI M ENURUT NEGARA ASAL / IM PORT BY COUNTRY OF ORIGIN  
DAN LIM A GOLONGAN BARANG (SITC) UTAM A / AND FIVE MAJOR SITC COM M ODITY GROUP  
\*\* APRIL/ APRIL 2014 \*\***

Negara Asal/ SITC/ Uraian Golongan Barang <i>Country of Origin/ SITC/ group Description</i>	Berat Bersih / <i>Net Weight (Kg)</i>		Nilai CIF / <i>CF Value (US\$)</i>	
	Bulan ini <i>Current month</i>	Kumulatif <i>Cum. Jan to date</i>	Bulan ini <i>Current month</i>	Kumulatif <i>Cum. Jan to date</i>
<b>JAPAN</b>				
784 Parts And Accessories Of The Motor Vehicles	8 558 655	33 680 016	114 476 357	423 630 800
782 Motor Vehicle For The Transportation Of Goods	10 445 932	37 243 429	104 994 844	352 958 543
713 Internal Combustion Piston Engines And Parts	6 420 945	22 590 864	81 475 494	282 105 636
673 Flat Rolled Products, Not Clad	93 119 761	318 113 025	72 935 517	247 424 219
781 Passengger Motor Cars	3 373 327	15 860 568	43 646 266	194 533 985
LAINNYA	296 314 929	1 160 571 392	1 241 727 684	4 407 337 450
<b>SUB TOTAL</b>	<b>418 233 549</b>	<b>1 588 059 294</b>	<b>1 659 256 162</b>	<b>5 907 990 633</b>
<b>HONG KONG</b>				
655 Knitted Or Crocheted Fabrics	2 582 563	7 453 449	21 447 270	64 859 433
652 Cotton Fabrics, Woven	2 026 589	6 020 725	20 504 949	63 352 772
764 Telecommunication Equipments And Parts	665 787	2 197 852	11 053 126	39 278 389
334 Petroleum Products, Refined	0	27 167 052	0	24 376 066
656 Tulle,lace,embroidery,ribbons,trimmings And Other Small Wares	288 608	927 365	6 917 113	22 830 302
LAINNYA	27 992 513	92 984 532	115 020 907	393 170 319
<b>SUB TOTAL</b>	<b>33 556 060</b>	<b>136 750 975</b>	<b>174 943 365</b>	<b>607 867 281</b>
<b>KOREA, DEM. PEOPLE'S REP.</b>				
641 Papers And Paperboards	159 146	473 631	149 597	433 600
676 Iron/steel Bars, Rods, Angels, Shaped And Sections	0	58 050	0	46 049
675 Flat Rolled Products And Alloy Steels	0	32 352	0	28 793
699 Manufactures Of Base Metals	0	808	0	19 120
764 Telecommunication Equipments And Parts	0	217	0	16 608
LAINNYA	42	261	1 705	9 410
<b>SUB TOTAL</b>	<b>159 188</b>	<b>565 319</b>	<b>151 302</b>	<b>553 580</b>
<b>KOREA, REPUBLIC OF</b>				
334 Petroleum Products, Refined	320 460 435	1 386 779 907	301 286 070	1 273 410 249
673 Flat Rolled Products, Not Clad	92 759 007	306 611 249	63 734 953	216 648 764
655 Knitted Or Crocheted Fabrics	4 983 356	16 273 802	44 858 344	153 484 394
232 Synthetic Rubber Latex, Synthetic/ reclaimed Rubber	12 165 281	46 816 931	25 523 169	95 867 272
653 Fabrics, Woven, Of Man-made Fibres	1 986 961	7 247 798	23 971 619	92 279 680
LAINNYA	289 663 742	1 001 208 428	589 618 861	2 143 893 424
<b>SUB TOTAL</b>	<b>722 018 782</b>	<b>2 764 938 115</b>	<b>1 048 993 016</b>	<b>3 975 583 783</b>
<b>TAIWAN</b>				
673 Flat Rolled Products, Not Clad	22 235 182	104 370 242	15 710 690	68 860 027
655 Knitted Or Crocheted Fabrics	2 051 382	7 035 902	20 274 125	68 812 240
653 Fabrics, Woven, Of Man-made Fibres	1 740 930	5 589 809	21 669 406	67 934 728
728 Other Machines And Equipment Specialized For Particular Industry	2 301 970	7 621 934	17 614 330	59 311 407
657 Special Yarns,textile Fabrics	2 176 414	8 538 231	13 853 486	50 137 673
LAINNYA	109 520 325	423 851 080	269 218 044	964 187 867
<b>SUB TOTAL</b>	<b>140 026 203</b>	<b>557 007 198</b>	<b>358 340 081</b>	<b>1 279 243 942</b>
<b>CHINA</b>				
764 Telecommunication Equipments And Parts	7 945 645	25 930 427	341 607 216	1 282 053 303
752 Automatic Data Processing Machines And Their Units	2 529 191	9 280 272	162 489 888	566 425 076
676 Iron/steel Bars, Rods, Angels, Shaped And Sections	133 196 109	469 379 738	81 379 752	285 027 231
778 Electrical Machinery And Apparatus	9 580 074	33 976 234	54 966 479	223 422 286
716 Rotating Electric Plants And Parts	9 400 564	39 489 902	43 551 784	197 486 646
LAINNYA	1 366 209 485	4 328 139 872	2 171 528 679	7 462 657 274
<b>SUB TOTAL</b>	<b>1 528 861 068</b>	<b>4 906 196 445</b>	<b>2 855 523 798</b>	<b>10 017 071 816</b>
<b>MONGOLIA</b>				
793 Ships, Boats, And Floating Structures	0	24 000	0	180 000
278 Other Crude Minerals	60 000	120 000	24 300	49 500
874 Measuring, Checking, Analysing, And Controlling Instrument And Appar	0	4	0	5 431
694 Nails, Screws, Nuts, Bolts, Rivets Of Iron/steel Or Copper	0	33	0	1 503
723 Civil Engineering And Contractor Plants And Equipments/parts	0	3	0	1 213
LAINNYA	0	7	0	357
<b>SUB TOTAL</b>	<b>60 000</b>	<b>144 047</b>	<b>24 300</b>	<b>238 004</b>

**I.6 IMPOR KOMODITI MENURUT NEGARA ASAL / IMPORT BY COUNTRY OF ORIGIN  
DAN LIMA GOLONGAN BARANG (SITC) UTAMA / AND FIVE MAJOR SITC COMMODITY GROUP  
\*\* APRIL / APRIL 2014 \*\***

Negara Asal/ SITC/ Uraian Golongan Barang <i>Country of Origin/ SITC/ group Description</i>	Berat Bersih / <i>Net Weight (Kg)</i>		Nilai CIF / <i>CF Value (US\$)</i>	
	Bulan ini <i>Current month</i>	Kumulatif <i>Cum. Jan to date</i>	Bulan ini <i>Current month</i>	Kumulatif <i>Cum. Jan to date</i>
<b>MACAU</b>				
682 Copper	73 953	293 119	278 675	1 079 540
652 Cotton Fabrics, Woven	5 804	108 866	51 062	846 842
651 Textile Yarns	0	43 004	0	293 738
541 Medicinal And Pharmaceutical Products	0	557	0	182 019
851 Footwears	2 163	9 136	50 737	156 416
LAINNYA	15 865	31 552	156 484	495 091
<b>SUB TOTAL</b>	<b>97 785</b>	<b>486 234</b>	<b>536 958</b>	<b>3 053 646</b>
<b>PAPUA NEW GUINEA</b>				
072 Cocoa	570 085	2 760 085	1 688 273	7 916 078
282 Waste And Scrap Metal Of Iron/steel	1 196 087	3 862 028	459 291	1 482 601
223 Oil Seeds Use For Extraction Of Other Fixed Vegetable Oils	0	440	0	61 933
764 Telecommunication Equipments And Parts	0	1	0	3 954
694 Nails, Screws, Nuts, Bolts, Rivets Of Iron/steel Or Copper	0	26	0	3 646
LAINNYA	151	327	2 672	7 822
<b>SUB TOTAL</b>	<b>1 766 323</b>	<b>6 622 907</b>	<b>2 150 236</b>	<b>9 476 034</b>
<b>THAILAND</b>				
784 Parts And Accessories Of The Motor Vehicles	8 739 718	33 683 748	84 907 609	320 014 777
061 Sugar, Molasses, And Honey	209 288 400	627 519 720	92 511 731	287 816 138
781 Passenger Motor Cars	4 382 778	25 973 231	45 968 625	270 276 216
713 Internal Combustion Piston Engines And Parts	2 391 481	10 286 202	35 531 871	151 621 873
741 Heating And Cooling Equipments And Parts	3 208 621	18 143 344	23 157 012	122 733 512
LAINNYA	588 589 920	1 827 068 597	553 269 174	2 065 911 280
<b>SUB TOTAL</b>	<b>816 600 918</b>	<b>2 542 674 842</b>	<b>835 346 022</b>	<b>3 218 373 796</b>
<b>SINGAPORE</b>				
334 Petroleum Products, Refined	1 413 487 589	5 097 085 940	1 426 354 333	5 219 109 235
511 Hydrocarbon And Their Halogenated, Nitrated Derivatives	64 056 981	260 708 081	82 598 015	348 917 291
776 Thermionic, Cold Cathode, And Photo Cathode Valves/tubes	598 593	2 884 607	54 510 328	192 692 766
772 Electrical Apparatus For Making And Breaking Electrical Circuits	1 141 788	4 431 341	52 866 105	184 593 333
575 Other Plastics In Primary Forms	26 929 071	98 688 868	48 107 675	176 547 338
LAINNYA	353 949 924	1 155 067 486	789 841 318	2 654 800 499
<b>SUB TOTAL</b>	<b>1 860 163 946</b>	<b>6 618 866 323</b>	<b>2 454 277 774</b>	<b>8 776 660 462</b>
<b>PHILIPPINES</b>				
784 Parts And Accessories Of The Motor Vehicles	825 948	2 665 781	10 062 209	32 629 761
726 Printing/book Binding Machinery And Parts	128 107	479 709	5 312 269	19 905 867
752 Automatic Data Processing Machines And Their Units	58 938	184 818	5 399 476	15 648 897
764 Telecommunication Equipments And Parts	8 958	39 525	2 176 762	10 911 262
773 Equipment For Distributing Electricity	425 124	1 334 977	3 562 327	10 883 513
LAINNYA	66 936 612	103 101 773	56 890 527	154 443 514
<b>SUB TOTAL</b>	<b>68 383 687</b>	<b>107 806 583</b>	<b>83 403 570</b>	<b>244 422 814</b>
<b>MALAYSIA</b>				
334 Petroleum Products, Refined	278 288 789	1 300 490 968	299 985 315	1 329 602 430
333 Petroleum Oil, Crude	0	134 717 189	0	110 528 829
741 Heating And Cooling Equipments And Parts	2 078 316	9 216 721	13 965 041	109 678 678
511 Hydrocarbon And Their Halogenated, Nitrated Derivatives	14 027 273	74 471 666	19 700 542	106 181 174
571 Polymers Of Ethylene In Primary Forms	12 642 536	48 268 383	20 215 750	78 123 936
LAINNYA	431 184 210	1 372 021 021	484 183 781	1 711 070 302
<b>SUB TOTAL</b>	<b>738 221 124</b>	<b>2 939 185 948</b>	<b>838 050 429</b>	<b>3 445 185 349</b>
<b>MYANMAR</b>				
054 Vegetables, Fresh, Chilled, Frozen Or Simply Preserved	17 744 859	38 429 464	17 822 193	37 156 060
682 Copper	100 377	1 502 105	732 265	10 902 533
042 Rice	2 250 000	2 826 000	711 750	911 622
744 Mechanical Handling Equipments And Parts	77 692	77 692	717 929	717 929
695 Tools For Used In The Hand Or In Machines	58 835	58 835	438 947	438 947
LAINNYA	546 955	1 110 374	773 068	1 475 399
<b>SUB TOTAL</b>	<b>20 778 718</b>	<b>44 004 470</b>	<b>21 196 152</b>	<b>51 602 490</b>

**I.6 IMPOR KOM ODITI MENURUT NEGARA ASAL / IMPORT BY COUNTRY OF ORIGIN  
DAN LIMA GOLONGAN BARANG (SITC) UTAMA / AND FIVE MAJOR SITC COMMODITY GROUP  
\*\* APRIL / APRIL 2014 \*\***

Negara Asal/ SITC/ Uraian Golongan Barang <i>Country of Origin/ SITC/ group Description</i>	Berat Bersih / <i>Net Weight (Kg)</i>		Nilai CIF / <i>CF Value (US\$)</i>	
	Bulan ini <i>Current month</i>	Kumulatif <i>Cum. Jan to date</i>	Bulan ini <i>Current month</i>	Kumulatif <i>Cum. Jan to date</i>
<b>CAMBODIA</b>				
841 Men's Coats/jackets, Not Knitted	10 479	48 376	366 286	1 563 205
845 Articles Of Apparel	12 500	39 779	286 768	1 141 972
793 Ships, Boats, And Floating Structures	0	877 000	0	937 062
842 Women's Coats/jacket, Not Knitted	4 403	26 174	147 809	816 451
844 Women's Coats/jackets, Knitted	5 987	19 917	183 460	648 130
LAINNYA	61 726	385 680	458 526	2 812 930
<b>SUB TOTAL</b>	<b>95 095</b>	<b>1 396 926</b>	<b>1 442 849</b>	<b>7 919 750</b>
<b>BRUNEI DARUSSALAM</b>				
333 Petroleum Oil, Crude	0	238 129 000	0	194 684 294
282 Waste And Scrap Metal Of Iron/steel	0	3 275 990	0	1 226 341
251 Pulp And Waste Paper	226 360	660 450	44 140	134 320
641 Papers And Paperboards	0	177	0	98 833
699 Manufactures Of Base Metals	2 602	2 608	39 971	40 419
LAINNYA	150 982	178 670	70 976	160 289
<b>SUB TOTAL</b>	<b>379 944</b>	<b>242 246 895</b>	<b>155 087</b>	<b>196 344 496</b>
<b>LAO PEOPLE'S DEM. REP.</b>				
122 Tobacco, Manufactured	801 900	3 088 800	4 754 287	18 359 175
121 Tobacco, Unmanufactured And Refused	118 800	1 366 200	590 198	6 737 388
071 Coffee And Coffee Substitutes	18 000	18 000	83 304	83 304
232 Synthetic Rubber Latex, Synthetic/ reclaimed Rubber	12 000	12 000	53 800	53 800
334 Petroleum Products, Refined	0	16	0	1 953
LAINNYA	7	7	50	50
<b>SUB TOTAL</b>	<b>950 707</b>	<b>4 485 023</b>	<b>5 481 639</b>	<b>25 235 670</b>
<b>NEPAL</b>				
656 Tulle,lace,embroidery,ribbons,trimmings And Other Small Wares	0	6	0	80
LAINNYA	0	0	0	0
<b>SUB TOTAL</b>	<b>0</b>	<b>6</b>	<b>0</b>	<b>80</b>
<b>BHUTAN</b>				
749 Non-electric Parts And Accessories Of Machineries	0	1	0	5
LAINNYA	0	0	0	0
<b>SUB TOTAL</b>	<b>0</b>	<b>1</b>	<b>0</b>	<b>5</b>
<b>VIET NAM</b>				
764 Telecommunication Equipments And Parts	446 385	1 198 961	152 619 401	395 221 936
674 Flat Rolled Products, Clad Or Plated	42 629 313	132 554 236	35 815 692	112 457 911
752 Automatic Data Processing Machines And Their Units	193 456	771 561	22 387 683	93 284 967
333 Petroleum Oil, Crude	0	79 550 042	0	68 848 491
661 Lime,cement And Fabricated Construction Materials	261 091 450	1 031 564 780	16 550 257	65 776 474
LAINNYA	72 956 234	229 264 167	134 579 071	435 423 403
<b>SUB TOTAL</b>	<b>377 316 838</b>	<b>1 474 903 747</b>	<b>361 952 104</b>	<b>1 171 013 182</b>
<b>INDIA</b>				
334 Petroleum Products, Refined	1 312 023	119 964 359	1 748 044	134 845 747
511 Hydrocarbon And Their Halogenated, Nitrated Derivatives	8 055 717	89 921 696	10 383 522	123 521 889
222 Oil Seeds Use For Extraction Ofsoft Fixed Vegetable Oils	29 621 459	89 303 719	32 203 637	98 270 397
044 Maize, Unmilled	137 321 375	394 689 202	34 234 215	96 983 792
263 Cotton	8 067 961	45 974 223	16 114 208	87 782 672
LAINNYA	321 776 177	913 561 557	254 606 350	840 940 117
<b>SUB TOTAL</b>	<b>506 154 712</b>	<b>1 653 414 756</b>	<b>349 289 976</b>	<b>1 382 344 614</b>
<b>PAKISTAN</b>				
057 Fruit And Nut; Fresh Or Dried	6 826 554	15 603 644	6 803 324	15 444 074
263 Cotton	2 833 130	9 606 951	5 084 881	15 270 308
611 Leathers	34 727	131 633	1 271 629	4 728 114
652 Cotton Fabrics, Woven	104 296	727 030	538 484	4 621 497
042 Rice	3 500 000	6 950 000	1 310 900	2 593 850
LAINNYA	2 304 426	10 143 479	2 620 570	11 749 815
<b>SUB TOTAL</b>	<b>15 603 133</b>	<b>43 162 737</b>	<b>17 629 788</b>	<b>54 407 658</b>

**I.6 IMPOR KOMODITI MENURUT NEGARA ASAL / IMPORT BY COUNTRY OF ORIGIN  
DAN LIMA GOLONGAN BARANG (SITC) UTAMA / AND FIVE MAJOR SITC COMMODITY GROUP  
\*\* APRIL / APRIL 2014 \*\***

Negara Asal/ SITC/ Uraian Golongan Barang <i>Country of Origin/ SITC/ group Description</i>	Berat Bersih / <i>Net Weight (Kg)</i>		Nilai CIF / <i>CF Value (US\$)</i>	
	Bulan ini <i>Current month</i>	Kumulatif <i>Cum. Jan to date</i>	Bulan ini <i>Current month</i>	Kumulatif <i>Cum. Jan to date</i>
<b>BANGLADESH</b>				
651 Textile Yarns	3 020 000	8 832 001	2 573 346	7 487 134
121 Tobacco, Unmanufactured And Refused	430 335	1 258 013	1 938 633	5 260 279
845 Articles Of Apparel	54 699	149 236	1 144 171	3 846 991
673 Flat Rolled Products, Not Clad	599 140	4 278 570	434 523	2 992 234
841 Men's Coats/jackets, Not Knitted	20 562	97 474	538 163	2 706 329
LAINNYA	1 584 512	4 449 912	2 018 365	7 672 448
<b>SUB TOTAL</b>	<b>5 709 248</b>	<b>19 065 206</b>	<b>8 647 201</b>	<b>29 965 415</b>
<b>SRI LANKA</b>				
046 Meal And Flour Of Wheat And Flour Of Meslin	3 966 000	9 919 000	1 730 273	4 320 046
121 Tobacco, Unmanufactured And Refused	35 417	150 345	719 558	4 116 786
845 Articles Of Apparel	13 965	49 855	576 531	1 949 515
074 Tea And Mate	23 041	108 301	194 674	944 347
842 Women's Coats/jacket, Not Knitted	3 596	17 288	206 387	741 726
LAINNYA	292 410	907 181	1 042 019	3 732 929
<b>SUB TOTAL</b>	<b>4 334 429</b>	<b>11 151 970</b>	<b>4 469 442</b>	<b>15 805 349</b>
<b>AFGHANISTAN</b>				
057 Fruit And Nut; Fresh Or Dried	18 000	18 000	35 276	35 276
LAINNYA	0	0	0	0
<b>SUB TOTAL</b>	<b>18 000</b>	<b>18 000</b>	<b>35 276</b>	<b>35 276</b>
<b>INDONESIA</b>				
851 Footwears	250 361	700 276	3 018 513	8 110 137
762 Radio Broadcast Receivers	42 651	93 435	2 356 272	4 782 299
772 Electrical Apparatus For Making And Breaking Electrical Circuits	28 666	110 387	1 003 557	3 998 887
726 Printing/book Binding Machinery And Parts	28 916	154 936	734 206	3 873 686
775 Household Type, Electrical/non-electrical Equipments	38 609	211 991	640 668	3 372 925
LAINNYA	2 064 917	8 364 883	13 870 071	45 911 835
<b>SUB TOTAL</b>	<b>2 454 120</b>	<b>9 635 908</b>	<b>21 623 287</b>	<b>70 049 769</b>
<b>IRAQ</b>				
611 Leathers	0	20 085	0	188 730
695 Tools For Used In The Hand Or In Machines	0	90	0	29 280
694 Nails, Screws, Nuts, Bolts, Rivets Of Iron/steel Or Copper	0	8	0	3 702
874 Measuring, Checking, Analysing, And Controlling Instrument And Appar	0	3	0	3 612
728 Other Machines And Equipment Specialized For Particular Industry	53	53	1 960	1 960
LAINNYA	0	0	0	0
<b>SUB TOTAL</b>	<b>53</b>	<b>20 239</b>	<b>1 960</b>	<b>227 284</b>
<b>IRAN (ISLAMIC REPUBLIC OF)</b>				
335 Residual Petroleum Products, And Related Materials	485 389	5 841 442	319 612	3 523 990
512 Alcohols,phenols,phenol-alcohols And Their Halogenated	0	4 667 477	0	2 669 797
278 Other Crude Minerals	1 012 500	4 062 358	546 750	2 193 674
057 Fruit And Nut; Fresh Or Dried	1 032 085	2 522 285	868 905	2 141 673
714 Engines And Motors, Non-electric And Parts	0	6 472	0	1 305 594
LAINNYA	534 658	1 119 328	414 883	919 299
<b>SUB TOTAL</b>	<b>3 064 632</b>	<b>18 219 362</b>	<b>2 150 150</b>	<b>12 754 027</b>
<b>SAUDI ARABIA</b>				
333 Petroleum Oil, Crude	244 151 350	1 437 734 410	209 290 929	1 253 022 584
511 Hydrocarbon And Their Halogenated, Nitrated Derivatives	21 582 954	73 106 280	29 840 401	103 222 197
342 Liquefied Propane And Butane	0	103 070 070	0	102 853 274
575 Other Plastics In Primary Forms	11 854 679	44 770 543	16 621 482	64 100 290
334 Petroleum Products, Refined	0	53 607 750	0	58 997 464
LAINNYA	50 970 707	177 132 628	33 095 056	138 078 748
<b>SUB TOTAL</b>	<b>328 559 690</b>	<b>1 889 421 681</b>	<b>288 847 868</b>	<b>1 720 274 557</b>
<b>ISRAEL</b>				
695 Tools For Used In The Hand Or In Machines	1 728	6 502	519 713	1 964 383
515 Organo-inorganic And Heterocyclic Compounds	240	1 165	159 377	656 816

**I.6 IM POR KOM ODITI M ENURUT NEGARA ASAL / I M P O R T B Y C O U N T R Y O F O R I G I N**  
**DAN L I M A G O L O N G A N B A R A N G ( S I T C ) U T A M A / A N D F I V E M A J O R S I T C C O M M O D I T Y G R O U P**  
**\*\* A P R I L / A P R I L 2 0 1 4 \*\***

Negara Asal/ SITC/ Uraian Golongan Barang <i>Country of Origin/ SITC/ group Description</i>	Berat Bersih / <i>Net Weight (Kg)</i>		Nilai CIF / <i>CF Value (US\$)</i>	
	Bulan ini <i>Current month</i>	Kumulatif <i>Cum. Jan to date</i>	Bulan ini <i>Current month</i>	Kumulatif <i>Cum. Jan to date</i>
533 Pigments, Paints, Varnishes, And Related Materials	2 054	24 506	42 910	588 758
514 Nitrogen-function Compounds	0	530	0	369 950
679 Tubes, Pipes, Hollow Profile, Pipe Fitting Of Iron/steel	5 491	9 154	97 711	155 846
LAINNYA	47 244	152 104	165 039	820 407
<b>SUB TOTAL</b>	<b>56 757</b>	<b>193 961</b>	<b>984 750</b>	<b>4 556 160</b>
<b>KUWAIT</b>				
334 Petroleum Products, Refined	185 905 000	466 108 000	167 036 766	427 915 282
511 Hydrocarbon And Their Halogenated, Nitrated Derivatives	12 615 474	39 163 474	15 645 429	52 567 072
512 Alcohols,phenols,phenol-alcohols And Their Halogenated	3 030 641	23 873 769	3 236 656	26 102 834
571 Polymers Of Ethylene In Primary Forms	1 905 750	9 311 847	2 189 374	10 176 920
335 Residual Petroleum Products, And Related Materials	0	10 200 000	0	4 651 200
LAINNYA	360 839	2 855 667	335 405	1 197 416
<b>SUB TOTAL</b>	<b>203 817 704</b>	<b>551 512 757</b>	<b>188 443 630</b>	<b>522 610 724</b>
<b>JORDAN</b>				
272 Fertilizers, Crude	45 230 000	178 340 000	5 208 235	25 041 625
562 Fertilizers, Manufactured	8 338 040	68 157 560	2 573 867	20 914 360
591 Disinfectants, Insecticides, And Fungicides Put In Forms	0	28 469	0	307 719
512 Alcohols,phenols,phenol-alcohols And Their Halogenated	18 000	36 000	62 682	127 263
522 Inorganic Chemical Elements, Oxides And Halogen Salts	63 000	105 000	63 630	106 785
LAINNYA	18 872	26 719	41 952	124 223
<b>SUB TOTAL</b>	<b>53 667 912</b>	<b>246 693 748</b>	<b>7 950 366</b>	<b>46 621 975</b>
<b>LEBANON</b>				
892 Printed Matter	14 504	88 510	70 215	287 475
251 Pulp And Waste Paper	998 820	998 820	171 797	171 797
288 Non-ferrous Base Metal Waste And Scraps	18 000	54 500	26 280	80 310
073 Chocolate And Other Food Preparations Containing Cocoa	0	722	0	16 066
LAINNYA	0	0	0	0
<b>SUB TOTAL</b>	<b>1 031 324</b>	<b>1 142 552</b>	<b>268 292</b>	<b>555 648</b>
<b>PALESTINA</b>				
057 Fruit And Nut; Fresh Or Dried	8 800	8 800	82 500	82 500
772 Electrical Apparatus For Making And Breaking Electrical Circuits	0	290	0	14 177
776 Thermionic, Cold Cathode, And Photo Cathode Valves/tubes	0	147	0	7 269
771 Electric Power Machinery And Parts	0	26	0	1 323
695 Tools For Used In The Hand Or In Machines	0	55	0	1
LAINNYA	0	0	0	0
<b>SUB TOTAL</b>	<b>8 800</b>	<b>9 318</b>	<b>82 500</b>	<b>105 270</b>
<b>YEMEN</b>				
034 Fish, Fresh, Chilled Or Frozen	532 084	829 934	367 658	570 009
251 Pulp And Waste Paper	402 320	1 168 750	84 487	237 773
685 Lead	0	45 750	0	93 101
893 Article Of Plastics	0	268	0	3 413
821 Furnitures And Parts	0	375	0	2 350
LAINNYA	0	13	0	165
<b>SUB TOTAL</b>	<b>934 404</b>	<b>2 045 090</b>	<b>452 145</b>	<b>906 811</b>
<b>OMAN</b>				
511 Hydrocarbon And Their Halogenated, Nitrated Derivatives	29 591 670	45 210 282	35 798 685	56 613 607
512 Alcohols,phenols,phenol-alcohols And Their Halogenated	4 720 000	183 779 551	1 570 104	19 464 479
684 Alumunium	405 666	513 783	799 152	1 012 791
034 Fish, Fresh, Chilled Or Frozen	24 300	561 600	12 150	351 170
282 Waste And Scrap Metal Of Iron/steel	0	442 570	0	151 907
LAINNYA	3	47 015	340	47 762
<b>SUB TOTAL</b>	<b>34 741 639</b>	<b>230 554 801</b>	<b>38 180 431</b>	<b>77 641 716</b>
<b>SYRIA ARAB REPUBLIC</b>				
075 Spices	90 000	90 100	37 800	39 342
LAINNYA	0	0	0	0
<b>SUB TOTAL</b>	<b>90 000</b>	<b>90 100</b>	<b>37 800</b>	<b>39 342</b>

**I.6 IMPOR KOMODITI MENURUT NEGARA ASAL / IMPORT BY COUNTRY OF ORIGIN  
DAN LIMA GOLONGAN BARANG (SITC) UTAMA / AND FIVE MAJOR SITC COMMODITY GROUP  
\*\* APRIL / APRIL 2014 \*\***

Negara Asal/ SITC/ Uraian Golongan Barang <i>Country of Origin/ SITC/ group Description</i>	Berat Bersih / <i>Net Weight (Kg)</i>		Nilai CIF / <i>CF Value (US\$)</i>	
	Bulan ini <i>Current month</i>	Kumulatif <i>Cum. Jan to date</i>	Bulan ini <i>Current month</i>	Kumulatif <i>Cum. Jan to date</i>
<b>TURKEY</b>				
333 Petroleum Oil, Crude	83 595 843	347 747 382	69 268 463	288 667 262
046 Meal And Flour Of Wheat And Flour Of Meslin	7 027 000	29 863 300	2 472 318	9 833 229
121 Tobacco, Unmanufactured And Refused	557 522	1 377 323	3 687 905	9 590 769
523 Metallicaalts And Peroxysalts	2 400 000	10 513 000	1 363 080	5 930 415
842 Women's Coats/jacket, Not Knitted	14 440	61 927	818 100	3 341 717
LAINNYA	8 473 273	29 745 735	11 330 107	45 292 755
<b>SUB TOTAL</b>	<b>102 068 078</b>	<b>419 308 667</b>	<b>88 939 973</b>	<b>362 656 147</b>
<b>UNITED ARAB EMIRATES</b>				
342 Liquefied Propane And Butane	91 107 140	394 594 271	79 948 811	390 154 401
334 Petroleum Products, Refined	141 765	53 605 419	93 565	51 720 132
511 Hydrocarbon And Their Halogenated, Nitrated Derivatives	3 450 403	29 380 662	4 852 495	42 725 319
684 Alumunium	5 469 283	15 925 974	11 485 415	33 729 257
772 Electrical Apparatus For Making And Breaking Electrical Circuits	562	1 157 800	3 634	8 748 118
LAINNYA	10 601 961	63 946 247	9 944 421	60 500 420
<b>SUB TOTAL</b>	<b>110 771 114</b>	<b>558 610 373</b>	<b>106 328 341</b>	<b>587 577 647</b>
<b>QATAR</b>				
342 Liquefied Propane And Butane	135 210 114	461 911 943	116 499 477	459 060 829
334 Petroleum Products, Refined	60 049 416	166 817 231	58 917 698	170 576 426
684 Alumunium	5 545 460	15 290 003	12 152 588	33 189 542
571 Polymers Of Ethylene In Primary Forms	1 428 000	7 240 004	2 024 828	9 613 773
511 Hydrocarbon And Their Halogenated, Nitrated Derivatives	0	4 250 000	0	6 272 750
LAINNYA	2 442 804	10 421 209	66 342	4 937 577
<b>SUB TOTAL</b>	<b>204 675 794</b>	<b>665 930 390</b>	<b>189 660 933</b>	<b>683 650 897</b>
<b>BAHRAIN</b>				
334 Petroleum Products, Refined	0	26 249 040	0	24 981 710
684 Alumunium	1 441 460	3 769 983	3 030 954	8 082 371
661 Lime,cement And Fabricated Construction Materials	0	178 200	0	114 185
652 Cotton Fabrics, Woven	0	11 292	0	90 554
894 Baby Carriages, Toys, Games, And Sporting Goods	0	15 221	0	71 708
LAINNYA	0	19	0	5 183
<b>SUB TOTAL</b>	<b>1 441 460</b>	<b>30 223 755</b>	<b>3 030 954</b>	<b>33 345 711</b>
<b>CYPRUS</b>				
251 Pulp And Waste Paper	1 027 530	2 950 960	204 517	588 242
287 Ores And Concentrates Of Basemetals	168 000	168 000	176 444	176 444
745 Other Non-electical Machinery, Tools, And Mechanical Apparatus	1 306	3 312	8 650	95 727
098 Edible Products And Preparations	0	24 960	0	66 768
575 Other Plastics In Primary Forms	0	23 525	0	40 698
LAINNYA	53 121	153 656	31 181	102 604
<b>SUB TOTAL</b>	<b>1 249 957</b>	<b>3 324 413</b>	<b>420 792</b>	<b>1 070 483</b>
<b>OTHER WEST ASIA</b>				
061 Sugar, Molasses, And Honey	0	40 000	0	64 800
743 Pumps, Compressors, Fans, Blowers, Centrifuges, And Parts	0	5	0	2 709
892 Printed Matter	0	3	0	1 783
872 Medical Instruments And Appliances	0	4	0	536
LAINNYA	0	0	0	0
<b>SUB TOTAL</b>	<b>0</b>	<b>40 012</b>	<b>0</b>	<b>69 828</b>
<b>EGYPT</b>				
562 Fertilizers, Manufactured	72 942 436	204 253 765	5 806 917	16 463 148
272 Fertilizers, Crude	0	122 950 000	0	14 836 496
057 Fruit And Nut; Fresh Or Dried	4 028 861	8 555 756	3 785 138	7 714 176
061 Sugar, Molasses, And Honey	3 000 000	3 018 000	708 000	768 600
841 Men's Coats/jackets, Not Knitted	7 994	23 421	185 211	560 383
LAINNYA	1 453 193	4 269 236	1 136 584	3 144 280
<b>SUB TOTAL</b>	<b>81 432 484</b>	<b>343 070 178</b>	<b>11 621 850</b>	<b>43 487 083</b>



**I.6 IM POR KOM ODITI M ENURUT NEGARA ASAL / I M P O R T B Y C O U N T R Y O F O R I G I N**  
**DAN L I M A G O L O N G A N B A R A N G ( S I T C ) U T A M A / A N D F I V E M A J O R S I T C C O M M O D I T Y G R O U P**  
**\*\* A P R I L / A P R I L 2 0 1 4 \*\***

Negara Asal/ SITC/ Uraian Golongan Barang <i>Country of Origin/ SITC/ group Description</i>	Berat Bersih / <i>Net Weight (Kg)</i>		Nilai CIF / <i>CF Value (US\$)</i>	
	Bulan ini <i>Current month</i>	Kumulatif <i>Cum. Jan to date</i>	Bulan ini <i>Current month</i>	Kumulatif <i>Cum. Jan to date</i>
<b>LIBYAN ARAB JAM AHIRIYA</b>				
699 Manufactures Of Base Metals	2	2	1 611	1 611
728 Other Machines And Equipment Specialized For Particular Industry	6	6	761	761
629 Articles Of Rubbers	0	1	0	311
843 Men's Coats/jackets, Knitted	1	1	17	17
LAINNYA	0	0	0	0
<b>SUB TOTAL</b>	<b>9</b>	<b>10</b>	<b>2 389</b>	<b>2 700</b>
<b>MOROCCO</b>				
522 Inorganic Chemical Elements, Oxides And Halogen Salts	9 904 326	44 126 490	7 180 636	29 561 931
272 Fertilizers, Crude	43 560 000	83 358 000	6 490 440	12 420 342
842 Women's Coats/jacket, Not Knitted	21 152	71 905	1 382 193	4 517 136
841 Men's Coats/jackets, Not Knitted	2 096	13 251	132 731	807 402
845 Articles Of Apparel	3 097	14 458	182 708	793 678
LAINNYA	31 259	365 536	291 932	1 668 516
<b>SUB TOTAL</b>	<b>53 521 930</b>	<b>127 949 640</b>	<b>15 660 640</b>	<b>49 769 005</b>
<b>TUNISIA</b>				
057 Fruit And Nut; Fresh Or Dried	989 303	1 010 303	2 870 259	2 952 159
523 Metallicsalts And Peroxysalts	1 352 000	2 625 000	776 750	1 466 800
772 Electrical Apparatus For Making And Breaking Electrical Circuits	5 512	24 322	156 677	629 330
741 Heating And Cooling Equipments And Parts	0	17 689	0	311 324
842 Women's Coats/jacket, Not Knitted	528	2 873	44 218	202 016
LAINNYA	1 460	560 364	81 554	591 718
<b>SUB TOTAL</b>	<b>2 348 803</b>	<b>4 240 551</b>	<b>3 929 458</b>	<b>6 153 347</b>
<b>ALGERIA</b>				
333 Petroleum Oil, Crude	87 171 087	333 220 260	75 205 020	298 422 103
251 Pulp And Waste Paper	686 900	2 862 900	142 469	587 839
694 Nails, Screws, Nuts, Bolts, Rivets Of Iron/steel Or Copper	0	1	0	8
LAINNYA	0	0	0	0
<b>SUB TOTAL</b>	<b>87 857 987</b>	<b>336 083 161</b>	<b>75 347 489</b>	<b>299 009 950</b>
<b>SUDAN</b>				
222 Oil Seeds Use For Extraction Ofsoft Fixed Vegetable Oils	0	370 000	0	274 750
263 Cotton	37 816	37 816	70 449	70 449
273 Stone, Sand And Gravel	1 586	7 488	6 833	33 674
516 Other Organic Chemicals	0	18 800	0	31 772
001 Live Animals Other Than Fish	0	651	0	3 015
LAINNYA	18	18	164	164
<b>SUB TOTAL</b>	<b>39 420</b>	<b>434 773</b>	<b>77 446</b>	<b>413 824</b>
<b>ERITREA</b>				
675 Flat Rolled Products And Alloy Steels	0	112	0	8 485
778 Electrical Machinery And Apparatus	0	672	0	7 140
749 Non-electric Parts And Accessories Of Machineries	3	3	52	52
LAINNYA	0	0	0	0
<b>SUB TOTAL</b>	<b>3</b>	<b>787</b>	<b>52</b>	<b>15 677</b>
<b>LESOTHO</b>				
841 Men's Coats/jackets, Not Knitted	16 812	29 243	239 717	414 717
LAINNYA	0	0	0	0
<b>SUB TOTAL</b>	<b>16 812</b>	<b>29 243</b>	<b>239 717</b>	<b>414 717</b>
<b>NAMIBIA</b>				
273 Stone, Sand And Gravel	377 250	377 250	109 403	109 403
057 Fruit And Nut; Fresh Or Dried	0	32 400	0	69 358
641 Papers And Paperboards	0	19	0	1 720
746 Ball Or Roller Bearings	0	4	0	709
LAINNYA	0	0	0	0
<b>SUB TOTAL</b>	<b>377 250</b>	<b>409 673</b>	<b>109 403</b>	<b>181 190</b>

**I.6 IMPOR KOMODITI MENURUT NEGARA ASAL / IMPORT BY COUNTRY OF ORIGIN  
DAN LIMA GOLONGAN BARANG (SITC) UTAMA / AND FIVE MAJOR SITC COMMODITY GROUP  
\*\* APRIL / APRIL 2014 \*\***

Negara Asal/ SITC/ Uraian Golongan Barang <i>Country of Origin/ SITC/ group Description</i>	Berat Bersih / <i>Net Weight (Kg)</i>		Nilai CIF / <i>CF Value (US\$)</i>	
	Bulan ini <i>Current month</i>	Kumulatif <i>Cum. Jan to date</i>	Bulan ini <i>Current month</i>	Kumulatif <i>Cum. Jan to date</i>
<b>ETHIOPIA</b>				
054 Vegetables, Fresh, Chilled, Frozen Or Simply Preserved	1 168 000	5 429 000	879 050	4 398 387
222 Oil Seeds Use For Extraction Ofsoft Fixed Vegetable Oils	210 000	2 194 000	117 835	1 137 775
611 Leathers	5 827	10 196	262 099	526 009
075 Spices	180 000	356 520	122 000	292 254
071 Coffee And Coffee Substitutes	7 500	8 513	22 875	27 157
LAINNYA	1	326	2	1 359
<b>SUB TOTAL</b>	<b>1 571 328</b>	<b>7 998 555</b>	<b>1 403 861</b>	<b>6 382 941</b>
<b>TANZANIA, UNITED REP. OF</b>				
263 Cotton	204 035	2 341 387	395 842	4 617 143
682 Copper	400 135	449 403	2 712 047	3 072 095
121 Tobacco, Unmanufactured And Refused	11 160	260 237	62 523	1 642 476
074 Tea And Mate	22 800	46 280	46 740	89 597
265 Vegetable Textile Fibres,raw Or Processed;waste Of These Fibres	0	56 000	0	89 320
LAINNYA	1	51	594	11 423
<b>SUB TOTAL</b>	<b>638 131</b>	<b>3 153 358</b>	<b>3 217 746</b>	<b>9 522 054</b>
<b>MADAGASCAR</b>				
551 Essential Oils, Perfumes, And Flavour Materials	100 000	160 009	1 414 723	2 306 435
075 Spices	0	10 500	0	568 800
841 Men's Coats/jackets, Not Knitted	3 896	6 222	78 517	181 981
054 Vegetables, Fresh, Chilled, Frozen Or Simply Preserved	0	377 000	0	151 342
265 Vegetable Textile Fibres,raw Or Processed;waste Of These Fibres	0	25 200	0	39 060
LAINNYA	119	19 041	2 444	47 920
<b>SUB TOTAL</b>	<b>104 015</b>	<b>597 972</b>	<b>1 495 684</b>	<b>3 295 538</b>
<b>SOMALIA</b>				
759 Parts And Accessories For Machine Of Heading 751 Or 752	13	13	3 070	3 070
846 Clothing Accessories Of Textiles Fabrics	0	38	0	750
773 Equipment For Distributing Electricity	0	275	0	5
723 Civil Engineering And Contractor Plants And Equipments/ parts	0	55	0	1
LAINNYA	0	0	0	0
<b>SUB TOTAL</b>	<b>13</b>	<b>381</b>	<b>3 070</b>	<b>3 826</b>
<b>KENYA</b>				
074 Tea And Mate	135 512	623 216	333 719	1 582 541
523 Metallsalts And Peroxysalts	367 310	3 678 782	76 033	746 310
611 Leathers	16 373	77 459	180 771	741 116
265 Vegetable Textile Fibres,raw Or Processed;waste Of These Fibres	112 000	196 000	162 120	280 140
054 Vegetables, Fresh, Chilled, Frozen Or Simply Preserved	0	42 350	0	29 645
LAINNYA	14	7 253	340	9 045
<b>SUB TOTAL</b>	<b>631 209</b>	<b>4 625 060</b>	<b>752 983</b>	<b>3 388 797</b>
<b>REUNION</b>				
251 Pulp And Waste Paper	1 047 694	3 684 928	209 539	687 660
579 Waste And Scrap Of Plastics	0	281 460	0	59 107
745 Other Non-electical Machinery, Tools, And Mechanical Apparatus	0	300	0	16 769
592 Starches, Inulin, And Wheat Glutenal Buminoidal Substances; Glues	18 000	18 000	16 200	16 200
746 Ball Or Roller Bearings	0	368	0	7 762
LAINNYA	1	50	464	6 878
<b>SUB TOTAL</b>	<b>1 065 695</b>	<b>3 985 106</b>	<b>226 203</b>	<b>794 376</b>
<b>MOZAMBIQUE</b>				
263 Cotton	619 052	2 827 214	1 248 028	5 258 983
121 Tobacco, Unmanufactured And Refused	45 952	86 012	312 661	586 744
222 Oil Seeds Use For Extraction Ofsoft Fixed Vegetable Oils	0	100 000	0	103 000
265 Vegetable Textile Fibres,raw Or Processed;waste Of These Fibres	0	56 140	0	70 736
LAINNYA	0	0	0	0
<b>SUB TOTAL</b>	<b>665 004</b>	<b>3 069 366</b>	<b>1 560 689</b>	<b>6 019 463</b>

**I.6 IMPOR KOMODITI MENURUT NEGARA ASAL / IMPORT BY COUNTRY OF ORIGIN  
DAN LIMA GOLONGAN BARANG (SITC) UTAMA / AND FIVE MAJOR SITC COMMODITY GROUP  
\*\* APRIL / APRIL 2014 \*\***

Negara Asal/ SITC/ Uraian Golongan Barang <i>Country of Origin/ SITC/ group Description</i>	Berat Bersih / <i>Net Weight (Kg)</i>		Nilai CIF / <i>CF Value (US\$)</i>	
	Bulan ini <i>Current month</i>	Kumulatif <i>Cum. Jan to date</i>	Bulan ini <i>Current month</i>	Kumulatif <i>Cum. Jan to date</i>
<b>BOTSWANA</b>				
658 Made-up Articles, Wholly/ chiefly Of Textile Materials	43	80	1 186	2 299
655 Knitted Or Crocheted Fabrics	0	115	0	116
656 Tulle,lace,embroidery,ribbons,trimmings And Other Small Wares	1	11	2	65
892 Printed Matter	0	4	0	26
651 Textile Yarns	0	1	0	1
LAINNYA	0	0	0	0
<b>SUB TOTAL</b>	<b>44</b>	<b>211</b>	<b>1 188</b>	<b>2 507</b>
<b>TOGO</b>				
263 Cotton	0	423 459	0	776 998
282 Waste And Scrap Metal Of Iron/ steel	505 080	1 482 520	186 880	546 240
LAINNYA	0	0	0	0
<b>SUB TOTAL</b>	<b>505 080</b>	<b>1 905 979</b>	<b>186 880</b>	<b>1 323 238</b>
<b>GHANA</b>				
072 Cocoa	2 277 601	3 527 601	6 365 859	10 109 731
685 Lead	0	98 520	0	199 010
288 Non-ferrous Base Metal Waste And Scraps	0	40 330	0	63 721
634 Veneers,plywood,improved/ reconstituted Wood Worked	0	7 453	0	46 126
629 Articles Of Rubbers	12	12	1 907	1 907
LAINNYA	60	61	1 507	2 052
<b>SUB TOTAL</b>	<b>2 277 673</b>	<b>3 673 977</b>	<b>6 369 273</b>	<b>10 422 547</b>
<b>LIBERIA</b>				
652 Cotton Fabrics, Woven	0	2 889	0	26 727
892 Printed Matter	0	5	0	33
LAINNYA	0	0	0	0
<b>SUB TOTAL</b>	<b>0</b>	<b>2 894</b>	<b>0</b>	<b>26 760</b>
<b>ANGOLA</b>				
333 Petroleum Oil, Crude	0	130 424 360	0	105 393 945
684 Aluminium	32 680	32 680	63 399	63 399
773 Equipment For Distributing Electricity	0	23	0	6 893
874 Measuring, Checking, Analysing, And Controlling Instrument And Appar	0	1	0	1 773
748 Transmission Shafts And Cranks	0	14	0	1 541
LAINNYA	0	3	0	761
<b>SUB TOTAL</b>	<b>32 680</b>	<b>130 457 081</b>	<b>63 399</b>	<b>105 468 312</b>
<b>CONGO</b>				
772 Electrical Apparatus For Making And Breaking Electrical Circuits	0	29	0	32 632
522 Inorganic Chemical Elements, Oxides And Halogen Salts	2	2	79	79
LAINNYA	0	0	0	0
<b>SUB TOTAL</b>	<b>2</b>	<b>31</b>	<b>79</b>	<b>32 711</b>
<b>CAMEROON</b>				
072 Cocoa	291 622	1 422 738	750 965	3 770 368
263 Cotton	335 248	1 750 050	730 887	3 006 415
248 Wood,simply Worked And Railway Sleeper Of Wood	82 884	904 143	75 731	680 254
247 Wood In The Rough Or Roughly Squared	0	71 808	0	60 401
695 Tools For Used In The Hand Or In Machines	0	180	0	23 246
LAINNYA	394	1 780	387	1 353
<b>SUB TOTAL</b>	<b>710 148</b>	<b>4 150 699</b>	<b>1 557 970</b>	<b>7 542 037</b>
<b>NIGERIA</b>				
333 Petroleum Oil, Crude	523 772 000	1 405 395 000	427 717 950	1 159 919 736
342 Liquefied Propane And Butane	0	91 075 000	0	87 128 138
263 Cotton	454 612	1 267 870	104 225	1 797 289
611 Leathers	18 462	86 825	227 813	854 327
685 Lead	0	147 239	0	313 289
LAINNYA	70 588	171 983	114 863	333 390
<b>SUB TOTAL</b>	<b>524 315 662</b>	<b>1 498 143 917</b>	<b>428 164 851</b>	<b>1 250 346 169</b>

**I.6 IMPOR KOM ODITI MENURUT NEGARA ASAL / IMPORT BY COUNTRY OF ORIGIN  
DAN LIMA GOLONGAN BARANG (SITC) UTAMA / AND FIVE MAJOR SITC COMMODITY GROUP  
\*\* APRIL / APRIL 2014 \*\***

Negara Asal/ SITC/ Uraian Golongan Barang <i>Country of Origin/ SITC/ group Description</i>	Berat Bersih / <i>Net Weight (Kg)</i>		Nilai CIF / <i>CF Value (US\$)</i>	
	Bulan ini <i>Current month</i>	Kumulatif <i>Cum. Jan to date</i>	Bulan ini <i>Current month</i>	Kumulatif <i>Cum. Jan to date</i>
<b>SIERRA LEONE</b>				
759 Parts And Accessories For Machine Of Heading 751 Or 752	551	764	31 404	77 304
772 Electrical Apparatus For Making And Breaking Electrical Circuits	3	322	220	63 482
598 Miscellaneous Chemical Products	78	747	3 662	32 314
112 Alcoholic Beverages	152	152	2 277	2 277
592 Starches, Inulin, And Wheat Glutenal Buminoidal Substances; Glues	0	10	0	466
LAINNYA	12	16	585	852
<b>SUB TOTAL</b>	<b>796</b>	<b>2 011</b>	<b>38 148</b>	<b>176 695</b>
<b>GABON</b>				
873 Meters And Counters	0	2 010	0	72 976
248 Wood, simply Worked And Railway Sleeper Of Wood	0	102 294	0	60 541
874 Measuring, Checking, Analysing, And Controlling Instrument And Appar	0	94	0	5 668
716 Rotating Electric Plants And Parts	27	27	3 172	3 172
699 Manufactures Of Base Metals	1	4	159	922
LAINNYA	1	55	522	961
<b>SUB TOTAL</b>	<b>29</b>	<b>104 484</b>	<b>3 853</b>	<b>144 240</b>
<b>COTE D'IVOIRE</b>				
072 Cocoa	1 482 323	9 852 837	4 652 665	28 480 583
263 Cotton	2 337 836	3 978 299	4 696 336	7 968 912
248 Wood, simply Worked And Railway Sleeper Of Wood	0	49 702	0	60 484
LAINNYA	0	0	0	0
<b>SUB TOTAL</b>	<b>3 820 159</b>	<b>13 880 838</b>	<b>9 349 001</b>	<b>36 509 979</b>
<b>SENEGAL</b>				
282 Waste And Scrap Metal Of Iron/ steel	0	1 071 620	0	409 946
263 Cotton	99 115	149 350	199 391	300 174
664 Glass	1 048	1 048	9 838	9 838
272 Fertilizers, Crude	133	183	2 170	3 045
759 Parts And Accessories For Machine Of Heading 751 Or 752	15	15	2 738	2 738
LAINNYA	97	145	681	2 541
<b>SUB TOTAL</b>	<b>100 408</b>	<b>1 222 361</b>	<b>214 818</b>	<b>728 282</b>
<b>MAURITANIA</b>				
845 Articles Of Apparel	70	131	2 131	4 001
554 Soap, cleansing And Polishing Preparations	0	1	0	2
LAINNYA	0	0	0	0
<b>SUB TOTAL</b>	<b>70</b>	<b>132</b>	<b>2 131</b>	<b>4 003</b>
<b>MALI</b>				
263 Cotton	5 151 520	10 575 671	10 567 418	21 279 632
694 Nails, Screws, Nuts, Bolts, Rivets Of Iron/ steel Or Copper	82	101	2 336	3 492
772 Electrical Apparatus For Making And Breaking Electrical Circuits	9	49	270	2 467
699 Manufactures Of Base Metals	226	226	2 357	2 357
776 Thermionic, Cold Cathode, And Photo Cathode Valves/ tubes	18	52	536	2 283
LAINNYA	24	86	336	3 547
<b>SUB TOTAL</b>	<b>5 151 879</b>	<b>10 576 185</b>	<b>10 573 253</b>	<b>21 293 778</b>
<b>BENIN</b>				
263 Cotton	648 810	1 402 706	1 411 324	2 668 047
288 Non-ferrous Base Metal Waste And Scraps	0	81 220	0	128 328
LAINNYA	0	0	0	0
<b>SUB TOTAL</b>	<b>648 810</b>	<b>1 483 926</b>	<b>1 411 324</b>	<b>2 796 375</b>
<b>BURKINA FASO</b>				
263 Cotton	4 709 602	11 906 311	9 332 397	23 069 921
LAINNYA	0	0	0	0
<b>SUB TOTAL</b>	<b>4 709 602</b>	<b>11 906 311</b>	<b>9 332 397</b>	<b>23 069 921</b>

**I.6 IMPOR KOM ODITI MENURUT NEGARA ASAL / IMPORT BY COUNTRY OF ORIGIN  
DAN LIMA GOLONGAN BARANG (SITC) UTAMA / AND FIVE MAJOR SITC COMMODITY GROUP  
\*\* APRIL / APRIL 2014 \*\***

Negara Asal/ SITC/ Uraian Golongan Barang <i>Country of Origin/ SITC/ group Description</i>	Berat Bersih / <i>Net Weight (Kg)</i>		Nilai CIF / <i>CF Value (US\$)</i>	
	Bulan ini <i>Current month</i>	Kumulatif <i>Cum. Jan to date</i>	Bulan ini <i>Current month</i>	Kumulatif <i>Cum. Jan to date</i>
<b>GUINEA BISSAU</b>				
718 Other Power Generating Machines And Parts	0	69	0	7 368
LAINNYA	0	0	0	0
SUB TOTAL	0	69	0	7 368
<b>GAMBIA</b>				
743 Pumps, Compressors, Fans, Blowers, Centrifuges, And Parts	126	150	1 879	2 126
LAINNYA	0	0	0	0
SUB TOTAL	126	150	1 879	2 126
<b>U.S. VIRGIN ISLANDS</b>				
773 Equipment For Distributing Electricity	0	11	0	652
LAINNYA	0	0	0	0
SUB TOTAL	0	11	0	652
<b>SEYCHELLES</b>				
694 Nails, Screws, Nuts, Bolts, Rivets Of Iron/steel Or Copper	0	150 825	0	422 161
678 Wire Of Iron/steel	0	36 003	0	140 772
232 Synthetic Rubber Latex, Synthetic/ reclaimed Rubber	16 800	50 400	44 688	105 504
597 Additive For Mineral Oils	3	3	23 643	23 643
711 Steam And Other Vapour Generating Boilers And Parts	1 700	1 700	7 500	7 500
LAINNYA	30	1 349	3 986	11 632
SUB TOTAL	18 533	240 280	79 817	711 212
<b>UGANDA</b>				
263 Cotton	1 469 833	1 565 193	2 915 865	3 092 459
611 Leathers	12 920	69 044	142 489	644 579
054 Vegetables, Fresh, Chilled, Frozen Or Simply Preserved	47 825	92 075	33 478	64 453
121 Tobacco, Unmanufactured And Refused	3 000	4 800	26 347	48 235
247 Wood In The Rough Or Roughly Squared	0	45 000	0	29 945
LAINNYA	1	1	43	43
SUB TOTAL	1 533 579	1 776 113	3 118 222	3 879 714
<b>CENTRAL AFRICAN REPUBLIC</b>				
263 Cotton	1 198 115	1 996 606	2 482 521	4 133 133
248 Wood, simply Worked And Railway Sleeper Of Wood	0	42 067	0	43 658
679 Tubes, Pipes, Hollow Profile, Pipe Fitting Of Iron/ steel	0	158	0	868
892 Printed Matter	0	2	0	44
LAINNYA	0	0	0	0
SUB TOTAL	1 198 115	2 038 833	2 482 521	4 177 703
<b>NIGER</b>				
718 Other Power Generating Machines And Parts	0	8 582	0	20 360
778 Electrical Machinery And Apparatus	0	8 099	0	19 235
773 Equipment For Distributing Electricity	0	7 983	0	18 860
744 Mechanical Handling Equipments And Parts	0	5 754	0	13 594
625 Rubber Tyre, tyre Cases, tyre Treads, inner Tubes, And Tyre Flaps	50	50	11 433	11 433
LAINNYA	0	20 313	0	52 611
SUB TOTAL	50	50 781	11 433	136 093
<b>CHAD</b>				
263 Cotton	574 761	798 070	1 124 579	1 583 764
292 Crude Vegetable Materials	1 000	2 000	2 900	5 800
LAINNYA	0	0	0	0
SUB TOTAL	575 761	800 070	1 127 479	1 589 564
<b>DJIBOUTI</b>				
054 Vegetables, Fresh, Chilled, Frozen Or Simply Preserved	0	72 000	0	54 720
LAINNYA	0	0	0	0
SUB TOTAL	0	72 000	0	54 720

**I.6 IMPOR KOMODITI MENURUT NEGARA ASAL / IMPORT BY COUNTRY OF ORIGIN  
DAN LIMA GOLONGAN BARANG (SITC) UTAMA / AND FIVE MAJOR SITC COMMODITY GROUP  
\*\* APRIL / APRIL 2014 \*\***

Negara Asal/ SITC/ Uraian Golongan Barang <i>Country of Origin/ SITC/ group Description</i>	Berat Bersih / <i>Net Weight (Kg)</i>		Nilai CIF / <i>CF Value (US\$)</i>	
	Bulan ini <i>Current month</i>	Kumulatif <i>Cum. Jan to date</i>	Bulan ini <i>Current month</i>	Kumulatif <i>Cum. Jan to date</i>
<b>SAINT HELENA</b>				
812 Sanitary, Plumbing, Heating, And Lighting Fixtures/fittings	0	105	0	6 514
723 Civil Engineering And Contractor Plants And Equipments/parts	1	74	464	2 001
598 Miscellaneous Chemical Products	0	35	0	1 730
742 Pumps For Liquid And Parts	0	7	0	630
694 Nails, Screws, Nuts, Bolts, Rivets Of Iron/steel Or Copper	0	39	0	467
LAINNYA	0	30	0	148
<b>SUB TOTAL</b>	<b>1</b>	<b>290</b>	<b>464</b>	<b>11 490</b>
<b>SAO TOME AND PRINCIPE</b>				
728 Other Machines And Equipment Specialized For Particular Industry	0	1	0	8 514
718 Other Power Generating Machines And Parts	177	177	3 532	3 532
531 Synthetic Organic; Colouring Matter	0	94	0	1 702
694 Nails, Screws, Nuts, Bolts, Rivets Of Iron/steel Or Copper	0	7	0	630
723 Civil Engineering And Contractor Plants And Equipments/parts	0	31	0	563
LAINNYA	0	9	0	664
<b>SUB TOTAL</b>	<b>177</b>	<b>319</b>	<b>3 532</b>	<b>15 605</b>
<b>SWAZILAND</b>				
899 Other Miscellaneous Manufactured Articles	0	56	0	123 828
728 Other Machines And Equipment Specialized For Particular Industry	0	254	0	98 244
771 Electric Power Machinery And Parts	0	1 087	0	59 689
759 Parts And Accessories For Machine Of Heading 751 Or 752	34	38	47 575	50 206
061 Sugar, Molasses, And Honey	0	20 800	0	48 706
LAINNYA	1 029	3 442	122 504	485 710
<b>SUB TOTAL</b>	<b>1 063</b>	<b>25 677</b>	<b>170 079</b>	<b>866 383</b>
<b>SOUTH AFRICA</b>				
251 Pulp And Waste Paper	17 668 098	63 187 724	14 778 350	52 612 052
282 Waste And Scrap Metal Of Iron/steel	18 455 073	100 747 148	6 986 385	37 800 958
061 Sugar, Molasses, And Honey	0	82 560 000	0	36 117 068
522 Inorganic Chemical Elements, Oxides And Halogen Salts	27 220	25 239 212	59 285	17 690 183
684 Aluminium	1 619 669	4 046 243	3 240 840	8 229 783
LAINNYA	7 700 875	51 613 695	13 975 431	40 946 813
<b>SUB TOTAL</b>	<b>45 470 935</b>	<b>327 394 022</b>	<b>39 040 291</b>	<b>193 396 857</b>
<b>ZIMBABWE</b>				
121 Tobacco, Unmanufactured And Refused	591 600	853 950	3 521 556	4 997 151
263 Cotton	0	706 806	0	1 429 609
LAINNYA	0	0	0	0
<b>SUB TOTAL</b>	<b>591 600</b>	<b>1 560 756</b>	<b>3 521 556</b>	<b>6 426 760</b>
<b>ZAMBIA</b>				
263 Cotton	720 900	2 783 880	1 088 271	5 291 368
121 Tobacco, Unmanufactured And Refused	0	2 312	0	17 404
LAINNYA	0	0	0	0
<b>SUB TOTAL</b>	<b>720 900</b>	<b>2 786 192</b>	<b>1 088 271</b>	<b>5 308 772</b>
<b>MALAWI</b>				
121 Tobacco, Unmanufactured And Refused	83 500	154 048	358 880	819 634
263 Cotton	0	256 433	0	519 024
074 Tea And Mate	46 561	116 481	79 157	198 021
075 Spices	13 000	39 975	17 290	52 239
874 Measuring, Checking, Analysing, And Controlling Instrument And Appar	0	3	0	2
LAINNYA	0	0	0	0
<b>SUB TOTAL</b>	<b>143 061</b>	<b>566 940</b>	<b>455 327</b>	<b>1 588 920</b>
<b>BURUNDI</b>				
263 Cotton	20 468	20 468	39 258	39 258
695 Tools For Used In The Hand Or In Machines	0	62	0	1 126
LAINNYA	0	0	0	0
<b>SUB TOTAL</b>	<b>20 468</b>	<b>20 530</b>	<b>39 258</b>	<b>40 384</b>

**I.6 IMPOR KOM ODITI MENURUT NEGARA ASAL / IMPORT BY COUNTRY OF ORIGIN  
DAN LIMA GOLONGAN BARANG (SITC) UTAMA / AND FIVE MAJOR SITC COMMODITY GROUP  
\*\* APRIL / APRIL 2014 \*\***

Negara Asal/ SITC/ Uraian Golongan Barang <i>Country of Origin/ SITC/ group Description</i>	Berat Bersih / <i>Net Weight (Kg)</i>		Nilai CIF / <i>CF Value (US\$)</i>	
	Bulan ini <i>Current month</i>	Kumulatif <i>Cum. Jan to date</i>	Bulan ini <i>Current month</i>	Kumulatif <i>Cum. Jan to date</i>
<b>MAURITIUS</b>				
335 Residual Petroleum Products, And Related Materials	122 500	122 500	449 575	449 575
776 Thermionic, Cold Cathode, And Photo Cathode Valves/tubes	270	336	236 353	296 051
845 Articles Of Apparel	1 586	5 756	71 723	259 067
282 Waste And Scrap Metal Of Iron/steel	75 950	567 470	28 102	215 034
844 Women's Coats/jackets, Knitted	244	1 556	11 244	75 448
LAINNYA	11 847	66 831	29 187	149 892
<b>SUB TOTAL</b>	<b>212 397</b>	<b>764 449</b>	<b>826 184</b>	<b>1 445 067</b>
<b>VIRGIN ISLANDS (BRITISH)</b>				
641 Papers And Paperboards	214 321	214 321	163 611	163 611
231 Natural Rubber Latex;natural Rubber And Similar Natural Gums	57 600	57 600	121 824	121 824
531 Synthetic Organic; Colouring Matter	7 760	18 680	14 667	30 502
653 Fabrics, Woven, Of Man-made Fibres	0	1 007	0	11 912
657 Special Yarns,textile Fabrics	99	392	954	4 211
LAINNYA	25	225	164	4 754
<b>SUB TOTAL</b>	<b>279 805</b>	<b>292 225</b>	<b>301 220</b>	<b>336 814</b>
<b>AUSTRALIA</b>				
041 Wheat And Meslin, Unmilled	528 229 600	1 443 481 826	170 794 605	465 256 385
001 Live Animals Other Than Fish	17 525 265	71 776 226	51 772 142	201 175 259
321 Coals, Pulverized Or Not	60 248 000	546 166 144	8 926 694	82 735 065
011 Meat Of Bovine Animals Fresh, Chilled Or Frozen	2 818 679	17 816 030	13 123 134	81 126 864
061 Sugar, Molasses, And Honey	53 141 194	146 567 525	25 197 998	69 333 972
LAINNYA	523 194 705	1 828 812 071	233 830 198	828 479 832
<b>SUB TOTAL</b>	<b>1 185 157 443</b>	<b>4 054 619 822</b>	<b>503 644 771</b>	<b>1 728 107 377</b>
<b>NEW ZEALAND</b>				
022 Milk,cream, And Milk Products Other Than Butter Or Cheese	6 459 773	18 981 145	32 588 920	96 262 705
251 Pulp And Waste Paper	31 280 461	91 780 713	13 866 708	40 950 739
011 Meat Of Bovine Animals Fresh, Chilled Or Frozen	1 036 848	6 456 383	5 209 679	31 192 618
023 Butter And Other Fats From Milk	2 537 710	5 370 350	12 903 558	25 866 436
592 Starches, Inulin, And Wheat Glutenal Buminoidal Substances; Glues	280 807	1 393 303	3 403 405	17 297 349
LAINNYA	32 945 972	88 305 595	30 988 745	91 461 316
<b>SUB TOTAL</b>	<b>74 541 571</b>	<b>212 287 489</b>	<b>98 961 015</b>	<b>303 031 163</b>
<b>MICRONESIA, FED. STATES OF</b>				
292 Crude Vegetable Materials	245	608	956	2 450
057 Fruit And Nut; Fresh Or Dried	0	2	0	6
LAINNYA	0	0	0	0
<b>SUB TOTAL</b>	<b>245</b>	<b>610</b>	<b>956</b>	<b>2 456</b>
<b>NAURU</b>				
692 Metal Containers For Storage And Transportations	0	11 396	0	44 382
679 Tubes, Pipes, Hollow Profile, Pipe Fitting Of Iron/steel	0	320	0	8 099
629 Articles Of Rubbers	0	615	0	2 394
655 Knitted Or Crocheted Fabrics	260	260	1 928	1 928
759 Parts And Accessories For Machine Of Heading 751 Or 752	0	4	0	664
LAINNYA	0	0	0	0
<b>SUB TOTAL</b>	<b>260</b>	<b>12 595</b>	<b>1 928</b>	<b>57 467</b>
<b>NEW CALEDONIA</b>				
282 Waste And Scrap Metal Of Iron/steel	135 820	356 840	47 537	124 894
778 Electrical Machinery And Apparatus	0	12 916	0	64 943
746 Ball Or Roller Bearings	0	4 167	0	20 953
748 Transmission Shafts And Cranks	0	164	0	175
LAINNYA	0	0	0	0
<b>SUB TOTAL</b>	<b>135 820</b>	<b>374 087</b>	<b>47 537</b>	<b>210 965</b>
<b>NIUE</b>				
694 Nails, Screws, Nuts, Bolts, Rivets Of Iron/steel Or Copper	0	114	0	3 976
LAINNYA	0	0	0	0
<b>SUB TOTAL</b>	<b>0</b>	<b>114</b>	<b>0</b>	<b>3 976</b>

**I.6 IMPOR KOMODITI MENURUT NEGARA ASAL / IMPORT BY COUNTRY OF ORIGIN  
DAN LIMA GOLONGAN BARANG (SITC) UTAMA / AND FIVE MAJOR SITC COMMODITY GROUP  
\*\* APRIL / APRIL 2014 \*\***

Negara Asal/ SITC/ Uraian Golongan Barang <i>Country of Origin/ SITC/ group Description</i>	Berat Bersih / <i>Net Weight (Kg)</i>		Nilai CIF / <i>CF Value (US\$)</i>	
	Bulan ini <i>Current month</i>	Kumulatif <i>Cum. Jan to date</i>	Bulan ini <i>Current month</i>	Kumulatif <i>Cum. Jan to date</i>
<b>VANUATU</b>				
223 Oil Seeds Use For Extraction Of Other Fixed Vegetable Oils	0	237 950	0	114 988
721 Agricultural Machinery And Parts	4	4	6 452	6 452
LAINNYA	0	0	0	0
<b>SUB TOTAL</b>	<b>4</b>	<b>237 954</b>	<b>6 452</b>	<b>121 440</b>
<b>AMERICAN SAMOA</b>				
263 Cotton	420 612	681 850	848 459	1 404 226
792 Aircraft And Associated Equipments And Parts	0	1 670	0	1 175 000
718 Other Power Generating Machines And Parts	3 539	3 539	475 042	475 042
723 Civil Engineering And Contractor Plants And Equipments/parts	0	8 026	0	110 149
081 Feeding Stuff For Animals	0	100 891	0	105 936
LAINNYA	15 997	58 009	15 007	88 938
<b>SUB TOTAL</b>	<b>440 148</b>	<b>853 985</b>	<b>1 338 508</b>	<b>3 359 291</b>
<b>COOK ISLANDS</b>				
713 Internal Combustion Piston Engines And Parts	69	69	1 327	1 327
LAINNYA	0	0	0	0
<b>SUB TOTAL</b>	<b>69</b>	<b>69</b>	<b>1 327</b>	<b>1 327</b>
<b>FIJI</b>				
282 Waste And Scrap Metal Of Iron/steel	454 610	984 190	162 812	348 791
111 Non-alcoholic Beverages, Nes	0	176 788	0	166 980
034 Fish, Fresh, Chilled Or Frozen	21 133	21 133	143 704	143 704
685 Lead	21 970	43 870	47 016	93 882
081 Feeding Stuff For Animals	0	81 620	0	77 539
LAINNYA	65	104 075	734	22 101
<b>SUB TOTAL</b>	<b>497 778</b>	<b>1 411 676</b>	<b>354 266</b>	<b>852 997</b>
<b>KIRIBATI</b>				
716 Rotating Electric Plants And Parts	673	673	3 457	3 457
742 Pumps For Liquid And Parts	0	15	0	1
743 Pumps, Compressors, Fans, Blowers, Centrifuges, And Parts	0	55	0	1
LAINNYA	0	0	0	0
<b>SUB TOTAL</b>	<b>673</b>	<b>743</b>	<b>3 457</b>	<b>3 459</b>
<b>MARSHALL ISLANDS</b>				
724 Textile/leather Machinery And Parts	0	9 720	0	63 117
574 Poliacetals And Polycarbons In Primary Forms	48	48	3 873	3 873
655 Knitted Or Crocheted Fabrics	0	108	0	3 154
LAINNYA	0	0	0	0
<b>SUB TOTAL</b>	<b>48</b>	<b>9 876</b>	<b>3 873</b>	<b>70 144</b>
<b>SAMOA</b>				
232 Synthetic Rubber Latex, Synthetic/reclaimed Rubber	75 449	171 669	222 566	506 398
662 Clay And Refractory Construction Materials	0	23 500	0	54 000
743 Pumps, Compressors, Fans, Blowers, Centrifuges, And Parts	608	608	4 898	4 898
772 Electrical Apparatus For Making And Breaking Electrical Circuits	0	1	0	3
LAINNYA	0	0	0	0
<b>SUB TOTAL</b>	<b>76 057</b>	<b>195 778</b>	<b>227 464</b>	<b>565 299</b>
<b>SOLOMON ISLANDS</b>				
072 Cocoa	0	330 000	0	895 503
081 Feeding Stuff For Animals	60 000	140 000	66 600	155 400
743 Pumps, Compressors, Fans, Blowers, Centrifuges, And Parts	0	5	0	309
LAINNYA	0	0	0	0
<b>SUB TOTAL</b>	<b>60 000</b>	<b>470 005</b>	<b>66 600</b>	<b>1 051 212</b>
<b>TONGA</b>				
292 Crude Vegetable Materials	98	196	600	1 200
723 Civil Engineering And Contractor Plants And Equipments/parts	0	55	0	1
LAINNYA	0	0	0	0
<b>SUB TOTAL</b>	<b>98</b>	<b>251</b>	<b>600</b>	<b>1 201</b>



**I.6 IMPOR KOM ODITI MENURUT NEGARA ASAL / IMPORT BY COUNTRY OF ORIGIN  
DAN LIMA GOLONGAN BARANG (SITC) UTAMA / AND FIVE MAJOR SITC COMMODITY GROUP  
\*\* APRIL / APRIL 2014 \*\***

Negara Asal/ SITC/ Uraian Golongan Barang <i>Country of Origin/ SITC/ group Description</i>	Berat Bersih / <i>Net Weight (Kg)</i>		Nilai CIF / <i>CF Value (US\$)</i>	
	Bulan ini <i>Current month</i>	Kumulatif <i>Cum. Jan to date</i>	Bulan ini <i>Current month</i>	Kumulatif <i>Cum. Jan to date</i>
<b>TUVALU</b>				
656 Tulle,lace,embroidery,ribbons,trimmings And Other Small Wares	0	85	0	1 878
LAINNYA	0	0	0	0
SUB TOTAL	0	85	0	1 878
<b>CHRISTMAS ISLANDS</b>				
562 Fertilizers, Manufactured	13 700 000	31 700 000	1 952 250	4 517 250
LAINNYA	0	0	0	0
SUB TOTAL	13 700 000	31 700 000	1 952 250	4 517 250
<b>U.S MINOR OUTLYING ISLAND</b>				
874 Measuring, Checking, Analysing, And Controlling Instrument And Appar	0	10	0	128
LAINNYA	0	0	0	0
SUB TOTAL	0	10	0	128
<b>COCOS (KEELING) ISLANDS</b>				
656 Tulle,lace,embroidery,ribbons,trimmings And Other Small Wares	6	6	324	324
LAINNYA	0	0	0	0
SUB TOTAL	6	6	324	324
<b>TOKELAU</b>				
694 Nails, Screws, Nuts, Bolts, Rivets Of Iron/steel Or Copper	0	20	0	118
642 Paper And Paperboard Cut To Size/shape And Article Of Papers	0	30	0	66
LAINNYA	0	0	0	0
SUB TOTAL	0	50	0	184
<b>EAST TIMOR</b>				
699 Manufactures Of Base Metals	0	97 512	0	59 048
223 Oil Seeds Use For Extraction Of Other Fixed Vegetable Oils	0	84 353	0	17 616
743 Pumps, Compressors, Fans, Blowers, Centrifuges, And Parts	0	5 354	0	6 325
695 Tools For Used In The Hand Or In Machines	0	3 226	0	3 740
723 Civil Engineering And Contractor Plants And Equipments/parts	0	2 113	0	3 168
LAINNYA	0	17 024	0	5 250
SUB TOTAL	0	209 582	0	95 147
<b>UNITED STATES</b>				
222 Oil Seeds Use For Extraction Of soft Fixed Vegetable Oils	273 692 320	783 968 102	166 649 599	463 699 172
263 Cotton	30 647 088	78 408 247	65 246 512	166 392 062
081 Feeding Stuff For Animals	68 160 693	234 970 991	44 280 673	152 790 248
041 Wheat And Meslin, Unmilled	133 398 254	416 402 294	46 398 391	143 533 727
723 Civil Engineering And Contractor Plants And Equipments/parts	1 492 301	5 067 463	23 963 631	88 808 182
LAINNYA	267 343 658	934 651 062	511 066 873	1 841 614 941
SUB TOTAL	774 734 314	2 453 468 159	857 605 679	2 856 838 332
<b>CANADA</b>				
251 Pulp And Waste Paper	62 978 566	187 749 495	52 402 192	153 228 388
562 Fertilizers, Manufactured	173 215 100	480 006 100	59 230 500	151 813 670
041 Wheat And Meslin, Unmilled	72 300 000	287 074 310	24 648 531	100 982 872
281 Iron Ore And Concentrates	142 178 872	142 178 872	19 723 732	19 723 732
081 Feeding Stuff For Animals	3 907 815	15 220 667	2 878 553	11 012 084
LAINNYA	9 480 267	44 275 142	20 777 139	94 587 365
SUB TOTAL	464 060 620	1 156 504 586	179 660 647	531 348 111
<b>MEXICO</b>				
764 Telecommunication Equipments And Parts	3 886	17 390	3 314 671	12 151 157
743 Pumps, Compressors, Fans, Blowers, Centrifuges, And Parts	136 609	366 364	2 050 373	5 169 800
679 Tubes, Pipes, Hollow Profile, Pipe Fitting Of Iron/steel	1 351 445	3 526 586	1 552 192	3 634 187
752 Automatic Data Processing Machines And Their Units	5 468	16 514	1 151 956	3 475 928
772 Electrical Apparatus For Making And Breaking Electrical Circuits	13 320	92 558	314 602	2 074 913
LAINNYA	2 707 125	9 304 721	10 166 984	33 161 184
SUB TOTAL	4 217 853	13 324 133	18 550 778	59 667 169

**I.6 IMPOR KOMODITI MENURUT NEGARA ASAL / IMPORT BY COUNTRY OF ORIGIN  
DAN LIMA GOLONGAN BARANG (SITC) UTAMA / AND FIVE MAJOR SITC COMMODITY GROUP  
\*\* APRIL / APRIL 2014 \*\***

Negara Asal/ SITC/ Uraian Golongan Barang <i>Country of Origin/ SITC/ group Description</i>	Berat Bersih / <i>Net Weight (Kg)</i>		Nilai CIF / <i>CF Value (US\$)</i>	
	Bulan ini <i>Current month</i>	Kumulatif <i>Cum. Jan to date</i>	Bulan ini <i>Current month</i>	Kumulatif <i>Cum. Jan to date</i>
<b>GUATEMALA</b>				
845 Articles Of Apparel	243	1 510	6 009	41 166
579 Waste And Scrap Of Plastics	0	174 220	0	36 586
652 Cotton Fabrics, Woven	0	47	0	17 775
071 Coffee And Coffee Substitutes	0	1 073	0	4 534
655 Knitted Or Crocheted Fabrics	1 750	1 771	2 985	4 042
LAINNYA	52	120	163	5 336
<b>SUB TOTAL</b>	<b>2 045</b>	<b>178 741</b>	<b>9 157</b>	<b>109 439</b>
<b>HONDURAS</b>				
845 Articles Of Apparel	69	2 182	1 647	90 159
579 Waste And Scrap Of Plastics	0	351 629	0	87 622
843 Men's Coats/jackets, Knitted	880	3 179	8 575	31 143
844 Women's Coats/jackets, Knitted	0	541	0	5 310
773 Equipment For Distributing Electricity	193	194	4 481	4 662
LAINNYA	49	55	1 056	1 625
<b>SUB TOTAL</b>	<b>1 191</b>	<b>357 780</b>	<b>15 759</b>	<b>220 521</b>
<b>NICARAGUA</b>				
845 Articles Of Apparel	501	1 687	8 382	40 470
841 Men's Coats/jackets, Not Knitted	0	1 715	0	26 322
122 Tobacco, Manufactured	43	43	1 896	1 896
899 Other Miscellaneous Manufactured Articles	0	76	0	1 174
655 Knitted Or Crocheted Fabrics	44	44	965	965
LAINNYA	20	47	933	1 208
<b>SUB TOTAL</b>	<b>608</b>	<b>3 612</b>	<b>12 176</b>	<b>72 035</b>
<b>PANAMA</b>				
282 Waste And Scrap Metal Of Iron/steel	818 732	1 173 295	296 958	429 210
899 Other Miscellaneous Manufactured Articles	8	225	645	17 350
551 Essential Oils, Perfumes, And Flavour Materials	42	147	1 919	6 554
749 Non-electric Parts And Accessories Of Machineries	0	106	0	5 077
741 Heating And Cooling Equipments And Parts	0	93	0	1 621
LAINNYA	4	4	162	162
<b>SUB TOTAL</b>	<b>818 786</b>	<b>1 173 870</b>	<b>299 684</b>	<b>459 974</b>
<b>CUBA</b>				
542 Medicaments, Including Veterinary Medicaments	75	323	136 500	592 956
121 Tobacco, Unmanufactured And Refused	12 451	12 451	57 898	57 898
232 Synthetic Rubber Latex, Synthetic/ reclaimed Rubber	21 494	21 494	49 436	49 436
122 Tobacco, Manufactured	1 007	1 007	44 013	44 013
112 Alcoholic Beverages	368	368	2 675	2 675
LAINNYA	0	0	0	0
<b>SUB TOTAL</b>	<b>35 395</b>	<b>35 643</b>	<b>290 522</b>	<b>746 978</b>
<b>CURACAO</b>				
831 Travel Goods	98	98	587	587
629 Articles Of Rubbers	0	1	0	358
LAINNYA	0	0	0	0
<b>SUB TOTAL</b>	<b>98</b>	<b>99</b>	<b>587</b>	<b>945</b>
<b>SURINAME</b>				
699 Manufactures Of Base Metals	0	3	0	392
843 Men's Coats/jackets, Knitted	0	15	0	282
844 Women's Coats/jackets, Knitted	0	1	0	23
846 Clothing Accessories Of Textiles Fabrics	0	1	0	20
LAINNYA	0	0	0	0
<b>SUB TOTAL</b>	<b>0</b>	<b>20</b>	<b>0</b>	<b>717</b>
<b>CHILE</b>				
682 Copper	999 774	3 557 852	7 436 209	26 121 065
283 Copper Ores And Concentrates	0	10 149 503	0	19 992 272
251 Pulp And Waste Paper	5 173 275	22 752 504	3 779 971	16 631 731

**I.6 IMPOR KOM ODITI MENURUT NEGARA ASAL / IMPORT BY COUNTRY OF ORIGIN  
DAN LIMA GOLONGAN BARANG (SITC) UTAMA / AND FIVE MAJOR SITC COMMODITY GROUP  
\*\* APRIL / APRIL 2014 \*\***

Negara Asal/ SITC/ Uraian Golongan Barang <i>Country of Origin/ SITC/ group Description</i>	Berat Bersih / <i>Net Weight (Kg)</i>		Nilai CIF / <i>CF Value (US\$)</i>	
	Bulan ini <i>Current month</i>	Kumulatif <i>Cum. Jan to date</i>	Bulan ini <i>Current month</i>	Kumulatif <i>Cum. Jan to date</i>
282 Waste And Scrap Metal Of Iron/steel	2 890 880	10 515 356	1 097 422	3 934 985
057 Fruit And Nut; Fresh Or Dried	1 245 744	1 301 832	3 155 402	3 376 014
LAINNYA	2 906 539	9 241 479	3 324 714	10 697 503
<b>SUB TOTAL</b>	<b>13 216 212</b>	<b>57 518 526</b>	<b>18 793 718</b>	<b>80 753 570</b>
<b>VENEZUELA</b>				
657 Special Yarns,textile Fabrics	0	1 268	0	9 419
694 Nails, Screws, Nuts, Bolts, Rivets Of Iron/steel Or Copper	0	57	0	6 663
716 Rotating Electric Plants And Parts	0	29	0	3 861
893 Article Of Plastics	0	66	0	1 924
112 Alcoholic Beverages	119	119	1 060	1 060
LAINNYA	0	218	0	2 202
<b>SUB TOTAL</b>	<b>119</b>	<b>1 757</b>	<b>1 060</b>	<b>25 129</b>
<b>ARGENTINA</b>				
081 Feeding Stuff For Animals	88 323 030	412 918 579	54 355 181	236 991 525
022 Milk,cream, And Milk Products Other Than Butter Or Cheese	400 000	1 775 000	1 470 196	6 133 997
511 Hydrocarbon And Their Halogenated, Nitrated Derivatives	4 197 042	4 197 042	6 106 204	6 106 204
679 Tubes, Pipes, Hollow Profile, Pipe Fitting Of Iron/steel	6 374	4 037 342	29 009	5 562 739
335 Residual Petroleum Products, And Related Materials	0	9 989 940	0	4 575 393
LAINNYA	2 100 974	7 976 632	6 759 276	20 592 499
<b>SUB TOTAL</b>	<b>95 027 420</b>	<b>440 894 535</b>	<b>68 719 866</b>	<b>279 962 357</b>
<b>BRAZIL</b>				
081 Feeding Stuff For Animals	105 064 761	253 943 915	64 543 611	151 599 502
061 Sugar, Molasses, And Honey	0	278 832 277	0	132 175 675
263 Cotton	11 739 095	41 393 277	24 515 879	85 051 210
044 Maize, Unmilled	13 834 410	263 240 015	3 521 620	63 097 681
281 Iron Ore And Concentrates	77 014 000	303 118 000	11 047 821	42 644 965
LAINNYA	20 537 976	149 072 337	35 881 322	154 452 402
<b>SUB TOTAL</b>	<b>228 190 242</b>	<b>1 289 599 821</b>	<b>139 510 253</b>	<b>629 021 435</b>
<b>COLOMBIA</b>				
575 Other Plastics In Primary Forms	72 000	162 000	299 627	673 211
591 Disinfectants, Insecticides, And Fungicides Put In Forms	23 975	131 975	104 291	597 851
513 Carboxylic Acids,and Their Anhydrides,halides,peroxides	60 000	165 600	82 800	289 860
121 Tobacco, Unmanufactured And Refused	0	27 758	0	198 553
598 Miscellaneous Chemical Products	6 000	23 550	25 722	102 711
LAINNYA	157 666	211 582	210 795	450 064
<b>SUB TOTAL</b>	<b>319 641</b>	<b>722 465</b>	<b>723 235</b>	<b>2 312 250</b>
<b>BOLIVIA</b>				
634 Veneers,plywood,improved/reconstituted Wood Worked	0	250	0	9 205
694 Nails, Screws, Nuts, Bolts, Rivets Of Iron/steel Or Copper	0	7	0	630
LAINNYA	0	0	0	0
<b>SUB TOTAL</b>	<b>0</b>	<b>257</b>	<b>0</b>	<b>9 835</b>
<b>URUGUAY</b>				
081 Feeding Stuff For Animals	0	11 275 291	0	6 622 880
679 Tubes, Pipes, Hollow Profile, Pipe Fitting Of Iron/steel	0	849 354	0	1 766 094
248 Wood, simply Worked And Railway Sleeper Of Wood	168 119	2 584 813	145 224	1 544 612
251 Pulp And Waste Paper	1 478 858	1 973 581	1 069 301	1 394 163
044 Maize, Unmilled	0	5 499 099	0	1 325 393
LAINNYA	1 147 205	1 759 825	950 987	1 895 266
<b>SUB TOTAL</b>	<b>2 794 182</b>	<b>23 941 963</b>	<b>2 165 512</b>	<b>14 548 408</b>
<b>PARAGUAY</b>				
081 Feeding Stuff For Animals	11 350 000	42 173 270	7 689 438	25 637 609
263 Cotton	0	688 253	0	1 384 972
044 Maize, Unmilled	0	5 499 099	0	1 325 393
611 Leathers	0	142 746	0	239 814
248 Wood, simply Worked And Railway Sleeper Of Wood	0	54 000	0	19 765
LAINNYA	0	696	0	16 275
<b>SUB TOTAL</b>	<b>11 350 000</b>	<b>48 558 064</b>	<b>7 689 438</b>	<b>28 623 828</b>

**I.6 IMPOR KOMODITI MENURUT NEGARA ASAL / IMPORT BY COUNTRY OF ORIGIN  
DAN LIMA GOLONGAN BARANG (SITC) UTAMA / AND FIVE MAJOR SITC COMMODITY GROUP  
\*\* APRIL / APRIL 2014 \*\***

Negara Asal/ SITC/ Uraian Golongan Barang <i>Country of Origin/ SITC/ group Description</i>	Berat Bersih / <i>Net Weight (Kg)</i>		Nilai CIF / <i>CIF Value (US\$)</i>	
	Bulan ini <i>Current month</i>	Kumulatif <i>Cum. Jan to date</i>	Bulan ini <i>Current month</i>	Kumulatif <i>Cum. Jan to date</i>
<b>ECUADOR</b>				
072 Cocoa	800 745	4 528 295	2 351 556	13 074 279
121 Tobacco, Unmanufactured And Refused	0	63 867	0	1 913 356
081 Feeding Stuff For Animals	0	131 341	0	216 713
282 Waste And Scrap Metal Of Iron/steel	0	299 500	0	112 313
727 Food Processing Machines And Parts	0	1 060	0	65 910
LAINNYA	984	26 925	19 681	130 511
<b>SUB TOTAL</b>	<b>801 729</b>	<b>5 050 988</b>	<b>2 371 237</b>	<b>15 513 082</b>
<b>PERU</b>				
057 Fruit And Nut; Fresh Or Dried	1 607 856	4 823 571	6 561 859	18 936 278
562 Fertilizers, Manufactured	0	54 966 000	0	5 771 424
081 Feeding Stuff For Animals	704 810	3 390 500	1 183 872	5 229 537
072 Cocoa	64 000	144 330	219 267	489 507
522 Inorganic Chemical Elements, Oxides And Halogen Salts	0	327 500	0	274 784
LAINNYA	101 547	159 050	253 675	730 286
<b>SUB TOTAL</b>	<b>2 478 213</b>	<b>63 810 951</b>	<b>8 218 673</b>	<b>31 431 816</b>
<b>TRINIDAD AND TOBAGO</b>				
288 Non-ferrous Base Metal Waste And Scraps	0	139 724	0	220 763
723 Civil Engineering And Contractor Plants And Equipments/parts	60	1 434	21 162	149 166
282 Waste And Scrap Metal Of Iron/steel	0	129 015	0	49 671
682 Copper	0	3 647	0	10 972
761 Television Receivers	0	23	0	6 794
LAINNYA	0	2	0	3 494
<b>SUB TOTAL</b>	<b>60</b>	<b>273 845</b>	<b>21 162</b>	<b>440 860</b>
<b>JAMAICA</b>				
288 Non-ferrous Base Metal Waste And Scraps	95 388	174 528	166 484	286 834
251 Pulp And Waste Paper	0	73 500	0	15 435
579 Waste And Scrap Of Plastics	0	19 960	0	4 990
LAINNYA	0	0	0	0
<b>SUB TOTAL</b>	<b>95 388</b>	<b>267 988</b>	<b>166 484</b>	<b>307 259</b>
<b>PUERTO RICO</b>				
542 Medicaments, Including Veterinary Medicaments	1 803	6 739	811 247	1 920 353
759 Parts And Accessories For Machine Of Heading 751 Or 752	1 162	4 086	1 106 555	1 284 004
541 Medicinal And Pharmaceutical Products	678	2 221	367 447	987 396
533 Pigments, Paints, Varnishes, And Related Materials	5 961	16 746	106 991	352 545
513 Carboxylic Acids, and Their Anhydrides, halides, peroxides	178	618	29 629	103 883
LAINNYA	1 191	3 863	29 235	110 316
<b>SUB TOTAL</b>	<b>10 973</b>	<b>34 273</b>	<b>2 451 104</b>	<b>4 758 497</b>
<b>BELIZE</b>				
655 Knitted Or Crocheted Fabrics	720	53 533	8 064	631 086
652 Cotton Fabrics, Woven	0	22 664	0	268 398
726 Printing/ book Binding Machinery And Parts	0	37 455	0	180 000
728 Other Machines And Equipment Specialized For Particular Industry	0	35 375	0	170 000
592 Starches, Inulin, And Wheat Glutenal Buminoidal Substances; Glues	13 500	13 500	70 200	70 200
LAINNYA	26 126	38 713	125 952	188 538
<b>SUB TOTAL</b>	<b>40 346</b>	<b>201 240</b>	<b>204 216</b>	<b>1 508 222</b>
<b>DOMINICAN REPUBLIC</b>				
582 Plates, Sheets, And Film Of Plastics	0	614	0	185 206
541 Medicinal And Pharmaceutical Products	372	687	92 011	178 741
611 Leathers	24 360	179 152	17 137	155 508
211 Hides And Skins, Raw	27 740	54 740	22 192	43 792
851 Footwears	0	843	0	34 542
LAINNYA	853	21 245	25 398	129 194
<b>SUB TOTAL</b>	<b>53 325</b>	<b>257 281</b>	<b>156 738</b>	<b>726 983</b>

**I.6 IMPOR KOMODITI MENURUT NEGARA ASAL / IMPORT BY COUNTRY OF ORIGIN  
DAN LIMA GOLONGAN BARANG (SITC) UTAMA / AND FIVE MAJOR SITC COMMODITY GROUP  
\*\* APRIL / APRIL 2014 \*\***

Negara Asal/ SITC/ Uraian Golongan Barang <i>Country of Origin/ SITC/ group Description</i>	Berat Bersih / <i>Net Weight (Kg)</i>		Nilai CIF / <i>CF Value (US\$)</i>	
	Bulan ini <i>Current month</i>	Kumulatif <i>Cum. Jan to date</i>	Bulan ini <i>Current month</i>	Kumulatif <i>Cum. Jan to date</i>
<b>EL SALVADOR</b>				
267 Other Man-made Fibres Suitable For Spinning And Waste	17 776	52 640	11 910	36 315
845 Articles Of Apparel	0	479	0	17 035
001 Live Animals Other Than Fish	0	350	0	8 688
851 Footwears	46	46	7 258	7 258
792 Aircraft And Associated Equipments And Parts	0	17	0	100
LAINNYA	1	2	13	39
<b>SUB TOTAL</b>	<b>17 823</b>	<b>53 534</b>	<b>19 181</b>	<b>69 435</b>
<b>COSTA RICA</b>				
034 Fish, Fresh, Chilled Or Frozen	0	75 000	0	505 000
776 Thermionic, Cold Cathode, And Photo Cathode Valves/tubes	100	1 192	48 592	177 263
759 Parts And Accessories For Machine Of Heading 751 Or 752	258	514	57 920	140 832
251 Pulp And Waste Paper	105 555	486 567	23 222	107 802
223 Oil Seeds Use For Extraction Of Other Fixed Vegetable Oils	0	318	0	77 385
LAINNYA	2 493	85 439	66 280	285 668
<b>SUB TOTAL</b>	<b>108 406</b>	<b>649 030</b>	<b>196 014</b>	<b>1 293 950</b>
<b>HAITI</b>				
845 Articles Of Apparel	53	246	510	5 040
759 Parts And Accessories For Machine Of Heading 751 Or 752	3	3	1 240	1 240
551 Essential Oils, Perfumes, And Flavour Materials	0	1	0	177
LAINNYA	0	0	0	0
<b>SUB TOTAL</b>	<b>56</b>	<b>250</b>	<b>1 750</b>	<b>6 457</b>
<b>BARBADOS</b>				
759 Parts And Accessories For Machine Of Heading 751 Or 752	0	18	0	2 990
772 Electrical Apparatus For Making And Breaking Electrical Circuits	6	6	702	702
LAINNYA	0	0	0	0
<b>SUB TOTAL</b>	<b>6</b>	<b>24</b>	<b>702</b>	<b>3 692</b>
<b>ANTIGUA AND BARBUDA</b>				
121 Tobacco, Unmanufactured And Refused	0	36 600	0	266 719
748 Transmission Shafts And Cranks	0	100	0	493
621 Materials Of Rubber	16	16	262	262
899 Other Miscellaneous Manufactured Articles	0	1	0	12
LAINNYA	0	0	0	0
<b>SUB TOTAL</b>	<b>16</b>	<b>36 717</b>	<b>262</b>	<b>267 486</b>
<b>ANGUILLA</b>				
655 Knitted Or Crocheted Fabrics	86 926	167 194	317 278	591 073
656 Tulle,lace,embroidery,ribbons,trimmings And Other Small Wares	44 261	66 824	147 125	222 694
653 Fabrics, Woven, Of Man-made Fibres	20 432	32 486	79 871	122 582
652 Cotton Fabrics, Woven	10 814	13 294	42 111	51 066
771 Electric Power Machinery And Parts	0	31	0	1 192
LAINNYA	0	32	0	115
<b>SUB TOTAL</b>	<b>162 433</b>	<b>279 861</b>	<b>586 385</b>	<b>988 722</b>
<b>ARUBA</b>				
892 Printed Matter	3	3	565	565
LAINNYA	0	0	0	0
<b>SUB TOTAL</b>	<b>3</b>	<b>3</b>	<b>565</b>	<b>565</b>
<b>BERMUDA</b>				
342 Liquefied Propane And Butane	45 912 251	45 912 251	37 598 740	37 598 740
LAINNYA	0	0	0	0
<b>SUB TOTAL</b>	<b>45 912 251</b>	<b>45 912 251</b>	<b>37 598 740</b>	<b>37 598 740</b>
<b>CAPE VERDE</b>				
652 Cotton Fabrics, Woven	0	167	0	1 822
759 Parts And Accessories For Machine Of Heading 751 Or 752	3	3	218	218

**I.6 IMPOR KOMODITI MENURUT NEGARA ASAL / IMPORT BY COUNTRY OF ORIGIN  
DAN LIMA GOLONGAN BARANG (SITC) UTAMA / AND FIVE MAJOR SITC COMMODITY GROUP  
\*\* APRIL / APRIL 2014 \*\***

Negara Asal/ SITC/ Uraian Golongan Barang <i>Country of Origin/ SITC/ group Description</i>	Berat Bersih / <i>Net Weight (Kg)</i>		Nilai CIF / <i>CF Value (US\$)</i>	
	Bulan ini <i>Current month</i>	Kumulatif <i>Cum. Jan to date</i>	Bulan ini <i>Current month</i>	Kumulatif <i>Cum. Jan to date</i>
656 Tulle,lace,embroidery,ribbons,trimmings And Other Small Wares	0	3	0	198
LAINNYA	0	0	0	0
SUB TOTAL	3	173	218	2 238
<b>CAYMAN ISLANDS</b>				
743 Pumps, Compressors, Fans, Blowers, Centrifuges, And Parts	0	705	0	9 569
LAINNYA	0	0	0	0
SUB TOTAL	0	705	0	9 569
<b>DOMINICA</b>				
872 Medical Instruments And Appliances	0	703	0	18 600
551 Essential Oils, Perfumes, And Flavour Materials	0	599	0	6 962
772 Electrical Apparatus For Making And Breaking Electrical Circuits	0	5	0	1 183
892 Printed Matter	0	5	0	318
LAINNYA	0	0	0	0
SUB TOTAL	0	1 312	0	27 063
<b>FRENCH GUIANA</b>				
772 Electrical Apparatus For Making And Breaking Electrical Circuits	0	4	0	236
LAINNYA	0	0	0	0
SUB TOTAL	0	4	0	236
<b>FRENCH POLYNESIA</b>				
251 Pulp And Waste Paper	309 260	645 340	53 502	111 644
LAINNYA	0	0	0	0
SUB TOTAL	309 260	645 340	53 502	111 644
<b>GREENLAND</b>				
665 Glassware	0	15	0	1
LAINNYA	0	0	0	0
SUB TOTAL	0	15	0	1
<b>GRENADA</b>				
542 Medicaments, Including Veterinary Medicaments	0	1 219	0	371 798
LAINNYA	0	0	0	0
SUB TOTAL	0	1 219	0	371 798
<b>NETHERLANDS ANTILLES</b>				
714 Engines And Motors, Non-electric And Parts	0	1 516	0	466 065
699 Manufactures Of Base Metals	3	30	14 919	15 057
743 Pumps, Compressors, Fans, Blowers, Centrifuges, And Parts	150	150	4 018	4 018
784 Parts And Accessories Of The Motor Vehicles	189	189	2 146	2 146
582 Plates, Sheets, And Film Of Plastics	0	94	0	1 715
LAINNYA	0	7	0	975
SUB TOTAL	342	1 986	21 083	489 976
<b>UNITED KINGDOM</b>				
792 Aircraft And Associated Equipments And Parts	292	25 708	1 108 486	24 755 704
723 Civil Engineering And Contractor Plants And Equipments/parts	77 456	631 079	2 229 811	18 298 392
251 Pulp And Waste Paper	29 506 343	81 004 122	5 961 953	16 024 105
781 Passenger Motor Cars	102 068	540 985	2 217 695	15 129 297
542 Medicaments, Including Veterinary Medicaments	52 594	129 227	4 023 102	12 385 497
LAINNYA	23 200 322	57 035 777	59 225 891	213 576 458
SUB TOTAL	52 939 075	139 366 898	74 766 938	300 169 453
<b>NETHERLANDS</b>				
022 Milk,cream, And Milk Products Other Than Butter Or Cheese	2 637 372	6 181 906	9 805 852	21 510 853
098 Edible Products And Preparations	474 282	2 801 707	3 473 709	17 658 362
784 Parts And Accessories Of The Motor Vehicles	59 580	159 922	5 822 853	15 631 848

**I.6 IMPOR KOMODITI MENURUT NEGARA ASAL / IMPORT BY COUNTRY OF ORIGIN  
DAN LIMA GOLONGAN BARANG (SITC) UTAMA / AND FIVE MAJOR SITC COMMODITY GROUP  
\*\* APRIL / APRIL 2014 \*\***

Negara Asal/ SITC/ Uraian Golongan Barang <i>Country of Origin/ SITC/ group Description</i>	Berat Bersih / <i>Net Weight (Kg)</i>		Nilai CIF / <i>CF Value (US\$)</i>	
	Bulan ini <i>Current month</i>	Kumulatif <i>Cum. Jan to date</i>	Bulan ini <i>Current month</i>	Kumulatif <i>Cum. Jan to date</i>
759 Parts And Accessories For Machine Of Heading 751 Or 752	19 996	56 424	6 236 023	12 807 308
592 Starches, Inulin, And Wheat Glutenal Buminoidal Substances; Glues LAINNYA	1 272 872 19 038 624	5 540 510 62 340 284	2 814 678 51 395 098	11 656 561 198 012 164
<b>SUB TOTAL</b>	<b>23 502 726</b>	<b>77 080 753</b>	<b>79 548 213</b>	<b>277 277 096</b>
<b>FRANCE</b>				
891 Arms And Ammunitions	7 036	50 006	13 010 607	55 458 368
022 Milk,cream, And Milk Products Other Than Butter Or Cheese	6 043 625	18 061 001	18 748 118	54 915 367
772 Electrical Apparatus For Making And Breaking Electrical Circuits	190 299	939 450	6 799 753	32 647 065
764 Telecommunication Equipments And Parts	8 412	28 621	6 083 569	27 094 808
251 Pulp And Waste Paper LAINNYA	9 684 149 13 506 974	41 832 377 50 498 263	6 619 852 74 612 760	25 857 975 306 806 744
<b>SUB TOTAL</b>	<b>29 440 495</b>	<b>111 409 718</b>	<b>125 874 659</b>	<b>502 780 327</b>
<b>GERMANY, FED. REP. OF</b>				
728 Other Machines And Equipment Specialized For Particular Industry	1 015 602	4 742 253	49 929 693	200 385 321
745 Other Non-electical Machinery, Tools, And Mechanical Apparatus	346 165	1 264 807	23 118 600	63 969 793
679 Tubes, Pipes, Hollow Profile, Pipe Fitting Of Iron/steel	1 581 722	13 701 707	6 343 606	60 253 408
776 Thermionic, Cold Cathode, And Photo Cathode Valves/tubes	11 314	56 770	12 706 091	49 241 315
741 Heating And Cooling Equipments And Parts LAINNYA	613 176 73 373 214	1 886 568 255 769 288	15 474 159 275 036 929	43 671 651 951 392 545
<b>SUB TOTAL</b>	<b>76 941 193</b>	<b>277 421 393</b>	<b>382 609 078</b>	<b>1 368 914 033</b>
<b>AUSTRIA</b>				
776 Thermionic, Cold Cathode, And Photo Cathode Valves/tubes	13 667	54 293	6 270 875	25 568 355
791 Railway Vehicles And Associated Equipments	0	232 817	0	12 673 913
641 Papers And Paperboards	388 056	4 477 639	1 510 308	9 570 270
716 Rotating Electric Plants And Parts	109	273 365	2 028	7 947 558
727 Food Processing Machines And Parts LAINNYA	68 267 2 000 502	136 070 8 777 963	4 576 226 13 108 293	7 644 027 65 237 506
<b>SUB TOTAL</b>	<b>2 470 601</b>	<b>13 952 147</b>	<b>25 467 730</b>	<b>128 641 629</b>
<b>BELGIUM</b>				
515 Organo-inorganic And Heterocyclic Compounds	2 279 480	9 319 664	7 346 374	30 332 694
022 Milk,cream, And Milk Products Other Than Butter Or Cheese	1 625 000	5 850 000	7 407 800	25 708 050
743 Pumps, Compressors, Fans, Blowers, Centrifuges, And Parts	47 216	569 549	1 396 679	19 635 906
541 Medicinal And Pharmaceutical Products	32 176	163 991	1 758 889	8 508 580
251 Pulp And Waste Paper LAINNYA	12 882 120 13 518 351	35 215 840 44 106 335	2 579 269 33 312 371	6 919 797 118 484 297
<b>SUB TOTAL</b>	<b>30 384 343</b>	<b>95 225 379</b>	<b>53 801 382</b>	<b>209 589 324</b>
<b>SWITZERLAND</b>				
714 Engines And Motors, Non-electric And Parts	4 720	23 160	5 171 112	24 297 627
542 Medicaments, Including Veterinary Medicaments	15 165	41 405	3 756 602	16 472 963
726 Printing/book Binding Machinery And Parts	27 615	103 875	3 973 283	15 811 995
551 Essential Oils, Perfumes, And Flavour Materials	180 528	483 728	5 097 602	13 429 414
515 Organo-inorganic And Heterocyclic Compounds LAINNYA	45 088 2 119 821	154 904 7 555 486	1 303 471 26 609 291	9 689 942 119 894 615
<b>SUB TOTAL</b>	<b>2 392 937</b>	<b>8 362 558</b>	<b>45 911 361</b>	<b>199 596 556</b>
<b>LUXEMBOURG</b>				
676 Iron/steel Bars, Rods, Angels, Shaped And Sections	204 066	666 131	266 279	974 729
657 Special Yarns,textile Fabrics	4 531	25 741	60 296	313 933
893 Article Of Plastics	0	31 584	0	288 082
695 Tools For Used In The Hand Or In Machines	0	105	0	185 200
728 Other Machines And Equipment Specialized For Particular Industry LAINNYA	294 43 979	321 86 862	139 240 265 069	150 200 580 260
<b>SUB TOTAL</b>	<b>252 870</b>	<b>810 744</b>	<b>730 884</b>	<b>2 492 404</b>
<b>GIBRALTAR</b>				
676 Iron/steel Bars, Rods, Angels, Shaped And Sections LAINNYA	0 0	1 0	0 0	86 0
<b>SUB TOTAL</b>	<b>0</b>	<b>1</b>	<b>0</b>	<b>86</b>

**I.6 IM POR KOM ODITI M ENURUT NEGARA ASAL / I M P O R T B Y C O U N T R Y O F O R I G I N  
DAN L I M A G O L O N G A N B A R A N G ( S I T C ) U T A M A / A N D F I V E M A J O R S I T C C O M M O D I T Y G R O U P  
\*\* A P R I L / A P R I L 2 0 1 4 \*\***

Negara Asal/ SITC/ Uraian Golongan Barang <i>Country of Origin/ SITC/ group Description</i>	Berat Bersih / <i>Net Weight (Kg)</i>		Nilai CIF / <i>CF Value (US\$)</i>	
	Bulan ini <i>Current month</i>	Kumulatif <i>Cum. Jan to date</i>	Bulan ini <i>Current month</i>	Kumulatif <i>Cum. Jan to date</i>
<b>MONACO</b>				
523 Metallicsalts And Peroxysalts	650	2 993	13 440	70 560
514 Nitrogen-function Compounds	1 198	1 919	18 483	32 481
551 Essential Oils, Perfumes, And Flavour Materials	413	725	8 563	15 607
575 Other Plastics In Primary Forms	53	450	1 093	10 338
541 Medicinal And Pharmaceutical Products	380	453	7 406	8 806
LAINNYA	5	353	590	15 052
<b>SUB TOTAL</b>	<b>2 699</b>	<b>6 893</b>	<b>49 575</b>	<b>152 844</b>
<b>DENMARK</b>				
542 Medicaments, Including Veterinary Medicaments	6 700	26 782	2 583 567	9 909 154
022 Milk,cream, And Milk Products Other Than Butter Or Cheese	226 846	896 215	1 886 287	5 590 950
727 Food Processing Machines And Parts	6 846	44 936	480 079	3 198 928
728 Other Machines And Equipment Specialized For Particular Industry	1 189	297 456	85 239	2 905 841
282 Waste And Scrap Metal Of Iron/steel	726 780	5 234 980	278 288	2 042 617
LAINNYA	1 843 886	4 955 621	7 699 694	25 594 301
<b>SUB TOTAL</b>	<b>2 812 247</b>	<b>11 455 990</b>	<b>13 013 154</b>	<b>49 241 791</b>
<b>NORWAY</b>				
562 Fertilizers, Manufactured	4 106 320	46 715 734	1 892 969	22 138 752
251 Pulp And Waste Paper	6 837 174	18 190 130	1 382 264	5 368 950
034 Fish, Fresh, Chilled Or Frozen	511 592	1 500 846	1 609 342	4 185 619
772 Electrical Apparatus For Making And Breaking Electrical Circuits	1 417	20 054	950 535	3 363 804
713 Internal Combustion Piston Engines And Parts	446	47 458	15 075	2 617 640
LAINNYA	2 271 602	5 868 132	7 032 585	21 842 141
<b>SUB TOTAL</b>	<b>13 728 551</b>	<b>72 342 354</b>	<b>12 882 770</b>	<b>59 516 906</b>
<b>SWEDEN</b>				
764 Telecommunication Equipments And Parts	146 908	257 241	18 386 089	57 825 072
251 Pulp And Waste Paper	11 518 301	33 166 999	10 747 207	30 831 584
641 Papers And Paperboards	5 788 550	22 668 545	5 799 874	24 574 652
334 Petroleum Products, Refined	4 404 042	8 681 018	6 418 623	13 017 443
511 Hydrocarbon And Their Halogenated, Nitrated Derivatives	0	6 297 064	0	8 941 831
LAINNYA	2 423 628	8 380 685	25 847 274	81 800 068
<b>SUB TOTAL</b>	<b>24 281 429</b>	<b>79 451 552</b>	<b>67 199 067</b>	<b>216 990 650</b>
<b>FINLAND</b>				
764 Telecommunication Equipments And Parts	108 531	230 084	44 028 938	196 083 534
641 Papers And Paperboards	2 836 346	12 222 431	2 765 449	10 051 289
772 Electrical Apparatus For Making And Breaking Electrical Circuits	5 594	481 542	254 829	9 481 006
744 Mechanical Handling Equipments And Parts	952	506 278	64 513	5 808 742
723 Civil Engineering And Contractor Plants And Equipments/ parts	27 431	117 707	1 172 036	4 978 265
LAINNYA	2 121 581	6 081 718	14 727 547	43 126 451
<b>SUB TOTAL</b>	<b>5 100 435</b>	<b>19 639 760</b>	<b>63 013 312</b>	<b>269 529 287</b>
<b>IRELAND</b>				
793 Ships, Boats, And Floating Structures	0	1 659 000	0	14 000 000
551 Essential Oils, Perfumes, And Flavour Materials	117 124	380 081	1 277 932	4 464 195
752 Automatic Data Processing Machines And Their Units	7 477	16 243	1 230 448	4 241 504
542 Medicaments, Including Veterinary Medicaments	296	2 846	1 992 844	3 897 753
022 Milk,cream, And Milk Products Other Than Butter Or Cheese	364 775	1 010 725	1 482 532	3 650 212
LAINNYA	955 160	7 095 912	3 769 451	11 771 285
<b>SUB TOTAL</b>	<b>1 444 832</b>	<b>10 164 807</b>	<b>9 753 207</b>	<b>42 024 949</b>
<b>ITALY</b>				
728 Other Machines And Equipment Specialized For Particular Industry	589 947	3 598 998	17 466 830	77 186 853
745 Other Non-electical Machinery, Tools, And Mechanical Apparatus	246 420	954 266	14 488 978	75 297 237
725 Papermill/ pulpmill Machinery And Paper Cutting Machines	331 803	1 890 407	7 871 699	40 633 894
741 Heating And Cooling Equipments And Parts	186 682	1 385 484	4 933 536	37 406 811
747 Taps, Cocks, And Valves For Pipes	207 872	862 113	6 126 295	31 835 909
LAINNYA	20 613 682	81 012 734	85 248 138	322 516 003
<b>SUB TOTAL</b>	<b>22 176 406</b>	<b>89 704 002</b>	<b>136 135 476</b>	<b>584 876 707</b>



**I.6 IMPOR KOM ODITI MENURUT NEGARA ASAL / IMPORT BY COUNTRY OF ORIGIN  
DAN LIMA GOLONGAN BARANG (SITC) UTAMA / AND FIVE MAJOR SITC COMMODITY GROUP  
\*\* APRIL / APRIL 2014 \*\***

Negara Asal/ SITC/ Uraian Golongan Barang <i>Country of Origin/ SITC/ group Description</i>	Berat Bersih / <i>Net Weight (Kg)</i>		Nilai CIF / <i>CF Value (US\$)</i>	
	Bulan ini <i>Current month</i>	Kumulatif <i>Cum. Jan to date</i>	Bulan ini <i>Current month</i>	Kumulatif <i>Cum. Jan to date</i>
<b>SPAIN</b>				
679 Tubes, Pipes, Hollow Profile, Pipe Fitting Of Iron/ steel	642 553	2 680 554	6 064 411	25 876 844
691 Structures And Parts Of Iron/steel Or Aluminium	926 278	3 551 864	3 717 621	16 218 312
792 Aircraft And Associated Equipments And Parts	97 159	105 419	11 366 808	13 826 137
263 Cotton	513 715	4 963 791	1 064 384	9 970 720
533 Pigments, Paints, Varnishes, And Related Materials	2 270 754	6 116 698	2 544 628	8 544 167
LAINNYA	5 408 418	17 260 913	33 608 530	110 977 373
<b>SUB TOTAL</b>	<b>9 858 877</b>	<b>34 679 239</b>	<b>58 366 382</b>	<b>185 413 553</b>
<b>PORTUGAL</b>				
764 Telecommunication Equipments And Parts	223	1 100	3 300 824	3 419 988
845 Articles Of Apparel	11 040	47 263	570 343	2 276 295
571 Polymers Of Ethylene In Primary Forms	594 000	594 000	953 370	953 370
844 Women's Coats/jackets, Knitted	3 343	16 302	185 697	909 345
842 Women's Coats/jacket, Not Knitted	3 445	10 926	258 308	828 434
LAINNYA	354 844	957 987	1 507 333	5 229 933
<b>SUB TOTAL</b>	<b>966 895</b>	<b>1 627 578</b>	<b>6 775 875</b>	<b>13 617 365</b>
<b>ICELAND</b>				
034 Fish, Fresh, Chilled Or Frozen	348 720	348 720	497 694	497 694
411 Animal Oils And Fats	35 340	42 940	172 683	207 149
727 Food Processing Machines And Parts	0	1 200	0	71 341
523 Metallicsalts And Peroxysalts	0	200	0	9 455
874 Measuring, Checking, Analysing, And Controlling Instrument And Appa	0	15	0	3 730
LAINNYA	407	529	3 467	6 233
<b>SUB TOTAL</b>	<b>384 467</b>	<b>393 604</b>	<b>673 844</b>	<b>795 602</b>
<b>GREECE</b>				
263 Cotton	1 180 667	9 389 040	2 539 273	19 541 580
793 Ships, Boats, And Floating Structures	0	4 949 000	0	5 996 175
251 Pulp And Waste Paper	4 676 400	12 542 270	959 018	2 608 874
121 Tobacco, Unmanufactured And Refused	8 153	101 436	96 598	755 640
273 Stone, Sand And Gravel	364 960	2 576 339	124 146	674 266
LAINNYA	394 842	2 280 536	988 896	4 746 649
<b>SUB TOTAL</b>	<b>6 625 022</b>	<b>31 838 621</b>	<b>4 707 931</b>	<b>34 323 184</b>
<b>VATICAN CITY STATE</b>				
747 Taps, Cocks, And Valves For Pipes	0	455	0	17 914
742 Pumps For Liquid And Parts	0	62	0	631
713 Internal Combustion Piston Engines And Parts	0	24	0	537
LAINNYA	0	0	0	0
<b>SUB TOTAL</b>	<b>0</b>	<b>541</b>	<b>0</b>	<b>19 082</b>
<b>ANDORRA</b>				
334 Petroleum Products, Refined	0	7 768 014	0	8 454 320
728 Other Machines And Equipment Specialized For Particular Industry	286	286	1 610	1 610
679 Tubes, Pipes, Hollow Profile, Pipe Fitting Of Iron/ steel	0	55	0	1
LAINNYA	0	0	0	0
<b>SUB TOTAL</b>	<b>286</b>	<b>7 768 355</b>	<b>1 610</b>	<b>8 455 931</b>
<b>LIECHTENSTEIN</b>				
533 Pigments, Paints, Varnishes, And Related Materials	1 700	4 370	43 080	104 830
772 Electrical Apparatus For Making And Breaking Electrical Circuits	231	2 572	16 196	95 285
893 Article Of Plastics	13	61	1 569	6 388
874 Measuring, Checking, Analysing, And Controlling Instrument And Appa	25	30	1 011	2 490
287 Ores And Concentrates Of Basemetals	0	5	0	2 244
LAINNYA	1	134	310	3 837
<b>SUB TOTAL</b>	<b>1 970</b>	<b>7 172</b>	<b>62 166</b>	<b>215 074</b>
<b>DEMOCRATIC REP. OF THE CONGO</b>				
292 Crude Vegetable Materials	179 717	424 187	442 039	1 039 623
874 Measuring, Checking, Analysing, And Controlling Instrument And Appa	7	7	5 087	5 087

**I.6 IMPOR KOMODITI MENURUT NEGARA ASAL / IMPORT BY COUNTRY OF ORIGIN  
DAN LIMA GOLONGAN BARANG (SITC) UTAMA / AND FIVE MAJOR SITC COMMODITY GROUP  
\*\* APRIL / APRIL 2014 \*\***

Negara Asal/ SITC/ Uraian Golongan Barang <i>Country of Origin/ SITC/ group Description</i>	Berat Bersih / <i>Net Weight (Kg)</i>		Nilai CIF / <i>CF Value (US\$)</i>	
	Bulan ini <i>Current month</i>	Kumulatif <i>Cum. Jan to date</i>	Bulan ini <i>Current month</i>	Kumulatif <i>Cum. Jan to date</i>
745 Other Non-electical Machinery, Tools, And Mechanical Apparatus	5	5	2 176	2 176
898 Musical Instrument And Parts/accessories	0	4	0	84
LAINNYA	0	0	0	0
<b>SUB TOTAL</b>	<b>179 729</b>	<b>424 203</b>	<b>449 302</b>	<b>1 046 970</b>
<b>HUNGARY</b>				
741 Heating And Cooling Equipments And Parts	123 359	258 945	2 663 401	7 467 668
772 Electrical Apparatus For Making And Breaking Electrical Circuits	382 984	390 396	574 242	3 035 930
728 Other Machines And Equipment Specialized For Particular Industry	11 940	34 925	803 455	2 772 196
764 Telecommunication Equipments And Parts	5 281	8 008	1 648 374	2 040 847
752 Automatic Data Processing Machines And Their Units	4 097	10 358	820 279	1 933 761
LAINNYA	288 715	1 008 789	3 335 008	14 858 607
<b>SUB TOTAL</b>	<b>816 376</b>	<b>1 711 421</b>	<b>9 844 759</b>	<b>32 109 009</b>
<b>POLAND</b>				
022 Milk,cream, And Milk Products Other Than Butter Or Cheese	1 622 000	3 735 500	2 627 459	6 371 153
098 Edible Products And Preparations	447 650	1 144 730	1 593 499	3 774 128
515 Organo-inorganic And Heterocyclic Compounds	504 002	1 504 565	1 176 574	3 539 994
696 Cutlery	18 967	70 852	665 292	2 320 607
553 Perfumery, Cosmetics, And Toilet Preparations	118 337	263 227	1 056 375	2 314 482
LAINNYA	4 321 494	11 735 297	8 096 073	23 633 181
<b>SUB TOTAL</b>	<b>7 032 450</b>	<b>18 454 171</b>	<b>15 215 272</b>	<b>41 953 545</b>
<b>ROMANIA</b>				
842 Women's Coats/jacket, Not Knitted	6 627	19 389	339 362	987 369
679 Tubes, Pipes, Hollow Profile, Pipe Fitting Of Iron/ steel	73 640	154 781	349 943	745 990
653 Fabrics, Woven, Of Man-made Fibres	21 849	22 107	518 836	524 940
728 Other Machines And Equipment Specialized For Particular Industry	10 519	18 829	189 481	419 282
746 Ball Or Roller Bearings	5 053	16 024	98 131	340 728
LAINNYA	128 415	962 216	1 183 445	3 446 541
<b>SUB TOTAL</b>	<b>246 103</b>	<b>1 193 346</b>	<b>2 679 198</b>	<b>6 464 850</b>
<b>BULGARIA</b>				
121 Tobacco, Unmanufactured And Refused	150 709	502 848	1 367 587	4 113 355
523 Metallicsalts And Peroxysalts	1 942 000	15 464 764	464 988	3 540 133
081 Feeding Stuff For Animals	120 000	342 000	390 448	1 596 016
772 Electrical Apparatus For Making And Breaking Electrical Circuits	6 145	46 313	184 752	1 374 274
776 Thermionic, Cold Cathode, And Photo Cathode Valves/tubes	25	101	334 788	1 119 801
LAINNYA	147 078	1 578 517	335 636	2 841 674
<b>SUB TOTAL</b>	<b>2 365 957</b>	<b>17 934 543</b>	<b>3 078 199</b>	<b>14 585 253</b>
<b>SERBIA</b>				
748 Transmission Shafts And Cranks	0	183	0	876
746 Ball Or Roller Bearings	0	38	0	65
LAINNYA	0	0	0	0
<b>SUB TOTAL</b>	<b>0</b>	<b>221</b>	<b>0</b>	<b>941</b>
<b>ALBANIA</b>				
671 Pig Iron,spiegeleisen,sponge Iron, And Ferro-alloys	0	249 889	0	389 840
841 Men's Coats/jackets, Not Knitted	92	628	5 829	34 401
842 Women's Coats/jacket, Not Knitted	30	61	7 030	15 420
851 Footweares	35	271	1 287	10 694
845 Articles Of Apparel	3	73	444	3 784
LAINNYA	10	14	391	743
<b>SUB TOTAL</b>	<b>170</b>	<b>250 936</b>	<b>14 981</b>	<b>454 882</b>
<b>ARMENIA</b>				
841 Men's Coats/jackets, Not Knitted	0	15	0	1 428
874 Measuring, Checking, Analysing, And Controlling Instrument And Appa	7	7	125	125
713 Internal Combustion Piston Engines And Parts	1	1	44	44
514 Nitrogen-function Compounds	1	1	27	27

**I.6 IMPOR KOM ODITI MENURUT NEGARA ASAL / IMPORT BY COUNTRY OF ORIGIN  
DAN LIMA GOLONGAN BARANG (SITC) UTAMA / AND FIVE MAJOR SITC COMMODITY GROUP  
\*\* APRIL / APRIL 2014 \*\***

Negara Asal/ SITC/ Uraian Golongan Barang <i>Country of Origin/ SITC/ group Description</i>	Berat Bersih / <i>Net Weight (Kg)</i>		Nilai CIF / <i>CF Value (US\$)</i>	
	Bulan ini <i>Current month</i>	Kumulatif <i>Cum. Jan to date</i>	Bulan ini <i>Current month</i>	Kumulatif <i>Cum. Jan to date</i>
694 Nails, Screws, Nuts, Bolts, Rivets Of Iron/steel Or Copper	1	1	3	3
LAINNYA	0	0	0	0
<b>SUB TOTAL</b>	<b>10</b>	<b>25</b>	<b>199</b>	<b>1 627</b>
<b>AZERBAIJAN</b>				
333 Petroleum Oil, Crude	265 259 068	1 008 931 123	219 910 523	841 679 965
749 Non-electric Parts And Accessories Of Machineries	0	8	0	4 060
747 Taps, Cocks, And Valves For Pipes	0	1	0	2 700
772 Electrical Apparatus For Making And Breaking Electrical Circuits	0	2	0	116
LAINNYA	0	0	0	0
<b>SUB TOTAL</b>	<b>265 259 068</b>	<b>1 008 931 134</b>	<b>219 910 523</b>	<b>841 686 841</b>
<b>BELARUS</b>				
562 Fertilizers, Manufactured	21 947 500	63 996 700	6 024 525	18 692 038
625 Rubber Tyre, tyre Cases, tyre Treads, inner Tubes, And Tyre Flaps	86 818	188 733	240 972	740 974
891 Arms And Ammunitions	1 028	1 028	669 750	669 750
592 Starches, Inulin, And Wheat Glutenal Buminoidal Substances; Glues	0	15 000	0	177 131
842 Women's Coats/jacket, Not Knitted	0	217	0	10 640
LAINNYA	572	646	1 549	4 000
<b>SUB TOTAL</b>	<b>22 035 918</b>	<b>64 202 324</b>	<b>6 936 796</b>	<b>20 294 533</b>
<b>KAZAKHSTAN</b>				
686 Zinc	697 178	2 779 966	1 626 892	6 272 193
671 Pig Iron, spiegeleisen, sponge Iron, And Ferro-alloys	0	260 000	0	738 993
122 Tobacco, Manufactured	0	5	0	51 660
874 Measuring, Checking, Analysing, And Controlling Instrument And Appa	26	26	9 955	9 955
778 Electrical Machinery And Apparatus	3	5	2 338	3 595
LAINNYA	5	11	408	2 170
<b>SUB TOTAL</b>	<b>697 212</b>	<b>3 040 013</b>	<b>1 639 593</b>	<b>7 078 566</b>
<b>KYRGYZSTAN</b>				
726 Printing/book Binding Machinery And Parts	0	10 020	0	96 000
591 Disinfectants, Insecticides, And Fungicides Put In Forms	0	14 000	0	35 000
531 Synthetic Organic; Colouring Matter	0	1 704	0	32 554
652 Cotton Fabrics, Woven	1 955	1 955	23 058	23 058
653 Fabrics, Woven, Of Man-made Fibres	0	22 621	0	22 741
LAINNYA	101	48 249	4 117	83 332
<b>SUB TOTAL</b>	<b>2 056</b>	<b>98 549</b>	<b>27 175</b>	<b>292 685</b>
<b>MOLDOVA, REPUBLIC OF</b>				
041 Wheat And Meslin, Unmilled	1 067 108	8 856 033	278 900	2 546 966
842 Women's Coats/jacket, Not Knitted	558	3 479	26 691	138 596
844 Women's Coats/jackets, Knitted	404	1 514	12 044	48 496
845 Articles Of Apparel	408	1 236	12 273	40 141
831 Travel Goods	0	172	0	12 487
LAINNYA	3	1 417	194	5 992
<b>SUB TOTAL</b>	<b>1 068 481</b>	<b>8 863 851</b>	<b>330 102</b>	<b>2 792 678</b>
<b>TAJKISTAN</b>				
629 Articles Of Rubbers	0	145	0	4 974
LAINNYA	0	0	0	0
<b>SUB TOTAL</b>	<b>0</b>	<b>145</b>	<b>0</b>	<b>4 974</b>
<b>TURKMENISTAN</b>				
841 Men's Coats/jackets, Not Knitted	137	1 038	4 078	32 442
842 Women's Coats/jacket, Not Knitted	0	59	0	2 100
LAINNYA	0	0	0	0
<b>SUB TOTAL</b>	<b>137</b>	<b>1 097</b>	<b>4 078</b>	<b>34 542</b>
<b>UKRAINE</b>				
041 Wheat And Meslin, Unmilled	13 095 815	136 853 120	3 631 490	38 831 508
673 Flat Rolled Products, Not Glad	21 184 933	56 746 734	13 575 134	37 202 074

**I.6 IMPOR KOMODITI MENURUT NEGARA ASAL / IMPORT BY COUNTRY OF ORIGIN  
DAN LIMA GOLONGAN BARANG (SITC) UTAMA / AND FIVE MAJOR SITC COMMODITY GROUP  
\*\* APRIL / APRIL 2014 \*\***

Negara Asal/ SITC/ Uraian Golongan Barang <i>Country of Origin/ SITC group Description</i>	Berat Bersih / <i>Net Weight (Kg)</i>		Nilai CIF / <i>CF Value (US\$)</i>	
	Bulan ini <i>Current month</i>	Kumulatif <i>Cum. Jan to date</i>	Bulan ini <i>Current month</i>	Kumulatif <i>Cum. Jan to date</i>
672 Ingots And Other Iron/steel In Primary Forms	3 502	66 761 280	3 101	35 652 366
675 Flat Rolled Products And Alloy Steels	3 861 643	4 466 479	2 981 827	3 391 308
674 Flat Rolled Products, Clad Or Plated	468 015	3 834 142	383 498	3 195 249
LAINNYA	3 050 853	23 845 311	2 671 393	10 817 848
<b>SUB TOTAL</b>	<b>41 664 761</b>	<b>292 507 066</b>	<b>23 246 443</b>	<b>129 090 353</b>
<b>UZBEKISTAN</b>				
713 Internal Combustion Piston Engines And Parts	0	277 868	0	3 584 489
251 Pulp And Waste Paper	100 000	500 000	170 000	930 000
747 Taps, Cocks, And Valves For Pipes	0	84	0	2 284
874 Measuring, Checking, Analysing, And Controlling Instrument And Appar	0	3	0	77
873 Meters And Counters	0	2	0	65
LAINNYA	0	3	0	75
<b>SUB TOTAL</b>	<b>100 000</b>	<b>777 960</b>	<b>170 000</b>	<b>4 516 990</b>
<b>LITHUANIA</b>				
562 Fertilizers, Manufactured	0	4 254 600	0	1 225 246
041 Wheat And Meslin, Unmilled	0	3 006 340	0	1 016 143
022 Milk,cream, And Milk Products Other Than Butter Or Cheese	250 000	675 000	346 224	967 195
842 Women's Coats/jacket, Not Knitted	138	534	15 527	63 537
764 Telecommunication Equipments And Parts	35	163	9 525	34 774
LAINNYA	9 766	183 972	27 159	159 919
<b>SUB TOTAL</b>	<b>259 939</b>	<b>8 120 609</b>	<b>398 435</b>	<b>3 466 814</b>
<b>LATVIA</b>				
046 Meal And Flour Of Wheat And Flour Of Meslin	200 000	400 000	77 200	154 400
232 Synthetic Rubber Latex, Synthetic/ reclaimed Rubber	0	21 600	0	60 480
784 Parts And Accessories Of The Motor Vehicles	709	2 049	19 886	58 162
893 Article Of Plastics	0	4 952	0	53 316
288 Non-ferrous Base Metal Waste And Scraps	21 920	21 920	32 113	32 113
LAINNYA	3 591	8 809	59 890	167 019
<b>SUB TOTAL</b>	<b>226 220</b>	<b>459 330</b>	<b>189 089</b>	<b>525 490</b>
<b>ESTONIA</b>				
764 Telecommunication Equipments And Parts	1 140	5 118	47 122	167 533
525 Radioactive And Associated Materials	20 000	20 000	110 400	110 400
641 Papers And Paperboards	0	77 692	0	73 807
874 Measuring, Checking, Analysing, And Controlling Instrument And Appar	250	503	51 804	71 130
684 Alumunium	0	3 154	0	31 893
LAINNYA	1 107	27 325	41 824	192 012
<b>SUB TOTAL</b>	<b>22 497</b>	<b>133 792</b>	<b>251 150</b>	<b>646 775</b>
<b>GEORGIA</b>				
792 Aircraft And Associated Equipments And Parts	0	2 313	0	971 933
679 Tubes, Pipes, Hollow Profile, Pipe Fitting Of Iron/steel	0	16 732	0	305 913
685 Lead	24 200	120 960	47 042	239 863
335 Residual Petroleum Products, And Related Materials	0	101 755	0	128 211
842 Women's Coats/jacket, Not Knitted	448	1 283	10 041	41 240
LAINNYA	23 819	24 540	9 886	91 409
<b>SUB TOTAL</b>	<b>48 467</b>	<b>267 583</b>	<b>66 969</b>	<b>1 778 569</b>
<b>CROATIA</b>				
121 Tobacco, Unmanufactured And Refused	630 600	726 600	2 911 350	3 362 550
273 Stone, Sand And Gravel	245 710	995 280	153 380	639 864
663 Mineral Manufactures	234 790	234 790	387 362	387 362
653 Fabrics, Woven, Of Man-made Fibres	284	24 392	11 846	329 150
737 Metalworking Machinery And Parts	10 598	52 055	56 261	297 644
LAINNYA	52 917	413 248	402 503	1 365 165
<b>SUB TOTAL</b>	<b>1 174 899</b>	<b>2 446 365</b>	<b>3 922 702</b>	<b>6 381 735</b>
<b>BOSNIA AND HERZEGOVINA</b>				
851 Footwears	85	148 568	4 447	28 918
743 Pumps, Compressors, Fans, Blowers, Centrifuges, And Parts	7	38	299	1 999

**I.6 IMPOR KOMODITI MENURUT NEGARA ASAL / IMPORT BY COUNTRY OF ORIGIN  
DAN LIMA GOLONGAN BARANG (SITC) UTAMA / AND FIVE MAJOR SITC COMMODITY GROUP  
\*\* APRIL / APRIL 2014 \*\***

Negara Asal/ SITC/ Uraian Golongan Barang <i>Country of Origin/ SITC/ group Description</i>	Berat Bersih / <i>Net Weight (Kg)</i>		Nilai CIF / <i>CF Value (US\$)</i>	
	Bulan ini <i>Current month</i>	Kumulatif <i>Cum. Jan to date</i>	Bulan ini <i>Current month</i>	Kumulatif <i>Cum. Jan to date</i>
723 Civil Engineering And Contractor Plants And Equipments/parts	0	69	0	1 756
694 Nails, Screws, Nuts, Bolts, Rivets Of Iron/steel Or Copper	2	29	17	494
784 Parts And Accessories Of The Motor Vehicles	3	9	173	425
LAINNYA	12	23	337	764
<b>SUB TOTAL</b>	<b>109</b>	<b>148 736</b>	<b>5 273</b>	<b>34 356</b>
<b>MALTA</b>				
542 Medicaments, Including Veterinary Medicaments	190	2 335	46 831	527 847
251 Pulp And Waste Paper	299 980	833 140	46 347	130 853
778 Electrical Machinery And Apparatus	61	1 047	8 219	96 581
515 Organo-inorganic And Heterocyclic Compounds	104	104	48 872	48 872
579 Waste And Scrap Of Plastics	0	77 508	0	43 404
LAINNYA	974	2 018	24 313	104 599
<b>SUB TOTAL</b>	<b>301 309</b>	<b>916 152</b>	<b>174 582</b>	<b>952 156</b>
<b>SLOVAKIA</b>				
894 Baby Carriages, Toys, Games, And Sporting Goods	51 120	51 120	388 496	388 496
514 Nitrogen-function Compounds	76 000	228 000	120 080	360 240
759 Parts And Accessories For Machine Of Heading 751 Or 752	1 097	1 502	185 745	255 953
781 Passenger Motor Cars	11 315	11 315	201 454	201 454
778 Electrical Machinery And Apparatus	2 060	5 977	72 694	180 265
LAINNYA	140 122	284 010	693 922	2 118 972
<b>SUB TOTAL</b>	<b>281 714</b>	<b>581 924</b>	<b>1 662 391</b>	<b>3 505 380</b>
<b>SLOVENIA</b>				
542 Medicaments, Including Veterinary Medicaments	402	1 550	267 481	795 925
541 Medicinal And Pharmaceutical Products	0	4 500	0	483 750
699 Manufactures Of Base Metals	4 071	17 618	86 599	304 333
737 Metalworking Machinery And Parts	89 040	89 040	286 328	286 328
711 Steam And Other Vapour Generating Boilers And Parts	0	53 000	0	254 847
LAINNYA	51 889	475 389	520 708	2 421 570
<b>SUB TOTAL</b>	<b>145 402</b>	<b>641 097</b>	<b>1 161 116</b>	<b>4 546 753</b>
<b>CZECH REPUBLIC</b>				
251 Pulp And Waste Paper	14 951 429	30 327 564	13 412 027	27 137 696
744 Mechanical Handling Equipments And Parts	192 628	193 092	3 789 203	3 802 940
743 Pumps, Compressors, Fans, Blowers, Centrifuges, And Parts	54 325	158 168	987 317	2 696 713
022 Milk,cream, And Milk Products Other Than Butter Or Cheese	225 000	600 000	1 023 025	2 672 650
514 Nitrogen-function Compounds	213 980	1 163 160	453 278	2 385 631
LAINNYA	820 373	2 595 118	4 035 405	14 804 940
<b>SUB TOTAL</b>	<b>16 457 735</b>	<b>35 037 102</b>	<b>23 700 255</b>	<b>53 500 570</b>
<b>REP. OF MACEDONIA</b>				
842 Women's Coats/jacket, Not Knitted	49	537	5 808	59 054
845 Articles Of Apparel	9	84	1 670	6 403
844 Women's Coats/jackets, Knitted	57	168	1 599	5 475
121 Tobacco, Unmanufactured And Refused	0	420	0	3 625
841 Men's Coats/jackets, Not Knitted	0	35	0	1 973
LAINNYA	21	39	626	1 980
<b>SUB TOTAL</b>	<b>136</b>	<b>1 283</b>	<b>9 703</b>	<b>78 510</b>
<b>FAEROE ISLANDS</b>				
034 Fish, Fresh, Chilled Or Frozen	24 309	24 309	155 536	155 536
597 Additive For Mineral Oils	1	1	2 752	2 752
LAINNYA	0	0	0	0
<b>SUB TOTAL</b>	<b>24 310</b>	<b>24 310</b>	<b>158 288</b>	<b>158 288</b>
<b>RUSSIA FEDERATION</b>				
672 Ingots And Other Iron/steel In Primary Forms	103 418 632	512 526 134	55 894 447	262 092 512
562 Fertilizers, Manufactured	62 361 127	276 192 034	18 331 908	82 840 413
334 Petroleum Products, Refined	0	71 488 935	0	66 696 666

**I.6 IM POR KOM ODITI M ENURUT NEGARA ASAL / I M P O R T B Y C O U N T R Y O F O R I G I N  
DAN LIM A GOLONGAN BARANG (SITC) UTAM A / A N D F I V E M A J O R S I T C C O M M O D I T Y G R O U P  
\*\* APRIL / APRIL 2014 \*\***

Negara Asal/ SITC/ Uraian Golongan Barang <i>Country of Origin/ SITC/ group Description</i>	Berat Bersih / <i>Net Weight (Kg)</i>		Nilai CIF / <i>CF Value (US\$)</i>	
	Bulan ini <i>Current month</i>	Kumulatif <i>Cum. Jan to date</i>	Bulan ini <i>Current month</i>	Kumulatif <i>Cum. Jan to date</i>
333 Petroleum Oil, Crude	81 113 671	81 113 671	66 334 293	66 334 293
041 Wheat And Meslin, Unmilled	22 666 400	60 489 290	7 570 578	19 440 319
LAINNYA	18 902 172	76 788 466	21 043 748	76 091 659
<b>SUB TOTAL</b>	<b>288 462 002</b>	<b>1 078 598 530</b>	<b>169 174 974</b>	<b>573 495 862</b>
<b>SERBIA</b>				
891 Arms And Ammunitions	33 059	33 059	2 573 848	2 573 848
098 Edible Products And Preparations	0	20 400	0	275 244
112 Alcoholic Beverages	23	3 324	208	16 111
121 Tobacco, Unmanufactured And Refused	1 800	2 560	10 548	15 612
278 Other Crude Minerals	0	2 156	0	8 754
LAINNYA	818	2 606	12 377	29 699
<b>SUB TOTAL</b>	<b>35 700</b>	<b>64 105</b>	<b>2 596 981</b>	<b>2 919 268</b>
<b>MONTENEGRO</b>				
743 Pumps, Compressors, Fans, Blowers, Centrifuges, And Parts	2	2	283	283
874 Measuring, Checking, Analysing, And Controlling Instrument And Appar	0	4	0	122
748 Transmission Shafts And Cranks	0	6	0	26
744 Mechanical Handling Equipments And Parts	0	1	0	7
LAINNYA	0	0	0	0
<b>SUB TOTAL</b>	<b>2</b>	<b>13</b>	<b>283</b>	<b>438</b>

**I.7 IM POR KOM ODITI TERTENTU M ENURUT NEGARA ASAL UTAM A  
CERTAIN COM M ODITIES IM PORT BY MAIN COUNTRY OF ORIGIN**

\*\* APRIL/ APRIL 2014 \*\*

Komoditi Commodity	Negara Asal Country of Origin	Berat Bersih / Net Weight (Kg)		Nilai CIF / CIF Value (US\$)	
		Bulan ini Current month	Kumulatif Cum. Jan to date	Bulan ini Current month	Kumulatif Cum. Jan to date
<b>Beras</b>					
	THAILAND	11 450 000	44 342 600	4 850 981	20 856 498
	INDIA	13 445 533	34 202 580	4 937 059	12 453 167
	PAKISTAN	3 500 000	6 950 000	1 310 900	2 593 850
	CHINA	500 000	500 000	1 725 000	1 725 000
	VIET NAM	0	2 946 000	0	1 647 836
	LAINNYA	2 250 000	3 001 206	711 750	1 129 591
	Sub Total	31 145 533	91 942 386	13 535 690	40 405 942
<b>Jagung</b>					
	INDIA	137 321 375	394 689 202	34 234 215	96 983 792
	BRAZIL	13 834 410	263 240 015	3 521 620	63 097 681
	UNITED STATES	102 876	20 061 214	104 324	5 666 648
	THAILAND	2 694 864	9 301 146	1 254 032	3 490 557
	PARAGUAY	0	5 499 099	0	1 325 393
	LAINNYA	235 624	6 635 203	150 660	2 085 358
	Sub Total	154 189 149	699 425 879	39 264 851	172 649 429
<b>Kedelai</b>					
	UNITED STATES	273 673 284	783 313 500	166 638 599	462 833 287
	MALAYSIA	1 129 167	4 595 793	777 901	3 169 172
	CANADA	1 431 620	3 985 190	809 395	2 263 352
	UKRAINE	0	3 956 102	0	2 114 962
	ETHIOPIA	210 000	2 194 000	117 835	1 137 775
	LAINNYA	1 152 955	1 324 425	796 156	942 199
	Sub Total	277 597 026	799 369 010	169 139 886	472 460 747
<b>Biji Gandum dan Meslin</b>					
	AUSTRALIA	528 229 600	1 443 481 826	170 794 605	465 256 385
	UNITED STATES	133 398 254	416 402 294	46 398 391	143 533 727
	CANADA	72 300 000	287 074 310	24 648 531	100 982 872
	UKRAINE	13 095 815	136 853 120	3 631 490	38 831 508
	RUSSIA FEDERATION	22 666 400	60 489 290	7 570 578	19 440 319
	LAINNYA	47 999 313	62 191 095	14 571 841	19 130 559
	Sub Total	817 689 382	2 406 491 935	267 615 436	787 175 370
<b>Tepung terigu</b>					
	TURKEY	7 027 000	29 863 300	2 472 318	9 833 229
	SRI LANKA	3 966 000	9 919 000	1 730 273	4 320 046
	MALAYSIA	2 456 101	5 980 099	1 205 873	2 926 783
	INDIA	2 910 475	7 530 475	1 097 710	2 811 485
	UKRAINE	2 327 800	6 240 800	948 902	2 330 556
	LAINNYA	1 511 000	5 223 823	696 995	2 396 855
	Sub Total	20 198 376	64 757 497	8 152 071	24 618 954
<b>Gula Pasir</b>					
	THAILAND	1 600 000	14 815 000	788 640	7 447 835
	AUSTRALIA	1 020 090	3 100 210	693 545	2 097 669
	MALAYSIA	1 200 000	2 400 000	638 700	1 275 960
	KOREA, REPUBLIC OF	768 000	768 000	530 400	530 400
	NEW ZEALAND	100 000	620 000	65 991	427 813
	LAINNYA	320	1 370	2 407	23 527
	Sub Total	4 688 410	21 704 580	2 719 683	11 803 204
<b>Gula Tebu</b>					
	THAILAND	207 150 000	610 325 000	91 392 991	278 908 938
	BRAZIL	0	278 832 277	0	132 175 675
	AUSTRALIA	52 000 000	142 977 000	24 216 140	65 943 437
	SOUTH AFRICA	0	82 560 000	0	36 117 068
	KOREA, REPUBLIC OF	4 995	4 995	6 584	6 584
	Sub Total	259 154 995	1 114 699 272	115 615 715	513 151 702

**I.7 IM POR KOM ODITI TERTENTU M ENURUT NEGARA ASAL UTAM A  
CERTAIN COM M ODITIES IM PORT BY MAIN COUNTRY OF ORIGIN**

\*\* APRIL/ APRIL 2014 \*\*

Komoditi Commodity	Negara Asal Country of Origin	Berat Bersih / Net Weight (Kg)		Nilai CIF / CIF Value (US\$)	
		Bulan ini Current month	Kumulatif Cum. Jan to date	Bulan ini Current month	Kumulatif Cum. Jan to date
<b>Daging Sejenis Lembu</b>					
	AUSTRALIA	3 692 689	22 067 882	15 609 746	92 781 711
	NEW ZEALAND	1 386 052	8 785 182	6 230 885	38 015 016
	UNITED STATES	113 855	3 216 658	724 760	12 782 209
	SINGAPORE	47 010	47 010	174 635	174 635
	Sub Total	5 239 606	34 116 732	22 740 026	143 753 571
<b>Jenis Lembu</b>					
	AUSTRALIA	17 525 265	71 776 226	51 772 142	201 175 259
	Sub Total	17 525 265	71 776 226	51 772 142	201 175 259
<b>Daging Ayam</b>					
	BELGIUM	100	100	1 684	1 684
	Sub Total	100	100	1 684	1 684
<b>Garam</b>					
	AUSTRALIA	144 200 000	621 577 004	7 381 770	29 403 847
	INDIA	93 790 000	235 540 169	3 915 733	9 835 057
	NEW ZEALAND	408 000	912 000	164 736	361 056
	GERM ANY, FED. REP. OF	44 000	110 325	24 090	176 212
	NETHERLANDS	0	268 275	0	69 347
	LAINNYA	280 196	563 734	43 441	100 139
	Sub Total	238 722 196	858 971 507	11 529 770	39 945 658
<b>M entega</b>					
	NEW ZEALAND	2 537 710	5 370 350	12 903 558	25 866 436
	BELGIUM	488 552	888 599	3 210 618	5 603 350
	FRANCE	99 688	207 051	678 824	1 484 937
	UNITED STATES	234 416	270 480	1 240 241	1 433 544
	AUSTRALIA	108 500	264 300	548 092	1 261 090
	LAINNYA	269 694	567 880	450 167	1 211 034
	Sub Total	3 738 560	7 568 660	19 031 500	36 860 391
<b>M inyak Goreng</b>					
	MALAYSIA	2 861 149	7 744 511	2 456 610	8 567 749
	SPAIN	92 339	272 632	458 506	1 733 123
	ITALY	68 081	248 037	207 727	998 879
	SINGAPORE	77 947	378 655	115 610	552 120
	AUSTRALIA	157 180	325 304	229 691	450 307
	LAINNYA	109 029	540 643	174 130	878 681
	Sub Total	3 365 725	9 509 782	3 642 274	13 180 859
<b>Susu</b>					
	NEW ZEALAND	6 459 773	18 933 145	32 588 920	96 027 505
	UNITED STATES	4 431 600	16 442 593	20 134 783	72 617 216
	AUSTRALIA	2 586 815	11 963 976	13 317 983	58 319 302
	FRANCE	2 828 745	8 560 466	11 747 844	35 765 423
	BELGIUM	1 600 000	5 675 000	7 302 800	24 973 050
	LAINNYA	3 639 848	10 237 132	16 164 543	44 680 455
	Sub Total	21 546 781	71 812 312	101 256 873	332 382 951
<b>Bawang Merah</b>					
	THAILAND	216 000	20 350 146	92 754	9 645 859
	INDIA	3 608 600	16 329 978	744 271	5 482 489
	VIET NAM	0	10 667 900	0	5 112 219
	Sub Total	3 824 600	47 348 024	837 025	20 240 567
<b>Bawang putih</b>					
	CHINA	36 318 124	145 855 046	26 482 435	105 885 521
	SINGAPORE	0	55 883	0	23 992
	Sub Total	36 318 124	145 910 929	26 482 435	105 909 513



**I.7 IM POR KOM ODITI TERTENTU M ENURUT NEGARA ASAL UTAM A  
CERTAIN COM M ODITIES IM PORT BY MAIN COUNTRY OF ORIGIN**

\*\* APRIL/ APRIL 2014 \*\*

Komoditi Commodity	Negara Asal Country of Origin	Berat Bersih / Net Weight (Kg)		Nilai CIF / CIF Value (US\$)	
		Bulan ini Current month	Kumulatif Cum. Jan to date	Bulan ini Current month	Kumulatif Cum. Jan to date
<b>Kelapa</b>					
	PHILIPPINES	20 820	59 148	73 512	224 653
	THAILAND	44 475	158 688	33 801	96 048
	MALAYSIA	0	1 814	0	5 534
	Sub Total	65 295	219 650	107 313	326 235
<b>Kelapa Sawit</b>					
	MALAYSIA	0	259	0	59 065
	Sub Total	0	259	0	59 065
<b>Lada</b>					
	VIET NAM	552 500	795 779	3 878 671	5 636 560
	MALAYSIA	0	105 920	0	861 219
	BRAZIL	25 258	70 833	167 604	470 530
	NETHERLANDS	1 200	4 400	15 069	56 167
	UNITED STATES	0	3 787	0	24 749
	LAINNYA	471	3 133	9 309	45 603
	Sub Total	579 429	983 852	4 070 653	7 094 828
<b>Teh</b>					
	VIET NAM	542 867	2 073 816	609 108	2 362 061
	KENYA	135 512	623 216	333 719	1 582 541
	INDIA	109 308	800 613	207 113	1 416 847
	SRI LANKA	23 041	105 301	194 674	910 246
	IRAN (ISLAM IC REPUBLIC OF)	308 590	731 364	285 168	690 397
	LAINNYA	238 481	619 397	446 848	1 548 535
	Sub Total	1 357 799	4 953 707	2 076 630	8 510 627
<b>Kopi</b>					
	VIET NAM	4 185 674	7 328 896	8 529 997	14 395 207
	INDONESIA	40 800	565 112	79 805	994 541
	BRAZIL	307 200	387 366	802 571	990 608
	UNITED STATES	16 240	134 076	136 058	807 850
	ITALY	3 708	19 092	79 101	327 603
	LAINNYA	31 023	157 646	173 430	710 961
	Sub Total	4 584 645	8 592 188	9 800 962	18 226 770
<b>Kakao</b>					
	COTE D'IVOIRE	1 482 323	9 852 837	4 652 665	28 480 583
	EQUADOR	800 745	4 528 295	2 351 556	13 074 279
	GHANA	2 277 601	3 527 601	6 365 859	10 109 731
	PAPUA NEW GUINEA	570 085	2 760 085	1 688 273	7 916 078
	MALAYSIA	1 538 659	1 540 659	4 069 586	4 086 030
	LAINNYA	355 622	1 946 264	970 232	5 418 049
	Sub Total	7 025 035	24 155 741	20 098 171	69 084 750
<b>Cabe (segar-dingin)</b>					
	VIET NAM	0	14 707	0	24 936
	Sub Total	0	14 707	0	24 936
<b>Cabe (kering-tumbuk)</b>					
	INDIA	3 546 062	7 294 957	3 930 859	8 493 282
	CHINA	316 148	1 250 064	413 229	1 469 507
	THAILAND	4 010	17 855	31 845	201 037
	KOREA, REPUBLIC OF	8 341	69 826	42 750	98 341
	MALAWI	13 000	39 975	17 290	52 239
	LAINNYA	17 808	117 575	36 387	194 398
	Sub Total	3 905 369	8 790 252	4 472 360	10 508 804

**I.7 IM POR KOM ODITI TERTENTU M ENURUT NEGARA ASAL UTAM A**  
**CERTAIN COM M ODITIES IM PORT BY MAIN COUNTRY OF ORIGIN**  
**\*\* APRIL/ APRIL 2014 \*\***

Komoditi Commodity	Negara Asal Country of Origin	Berat Bersih / Net Weight (Kg)		Nilai CIF / CIF Value (US\$)	
		Bulan ini Current month	Kumulatif Cum. Jan to date	Bulan ini Current month	Kumulatif Cum. Jan to date
<b>Cabe (awet sementara)</b>					
	THAILAND	200 000	1 013 088	188 200	941 336
	CHINA	158 049	428 226	189 659	515 281
	MALAYSIA	88 000	211 200	168 960	387 200
	Sub Total	446 049	1 652 514	546 819	1 843 817
<b>Tembakau</b>					
	CHINA	3 741 357	15 658 972	15 561 125	83 525 604
	BRAZIL	1 169 517	3 380 498	5 534 924	15 501 216
	INDIA	324 568	2 672 475	1 838 124	10 826 973
	TURKEY	557 522	1 377 323	3 687 905	9 590 769
	ITALY	582 624	1 550 583	2 758 960	8 323 421
	LAINNYA	3 487 677	9 596 338	20 874 576	57 779 076
	Sub Total	9 863 265	34 236 189	50 255 614	185 547 059
<b>Kentang</b>					
	AUSTRALIA	3 703 849	5 393 315	2 500 221	3 778 105
	CANADA	2 716 000	4 676 000	1 712 944	2 841 836
	UNITED KINGDOM	0	1 200 000	0	1 138 594
	EGYPT	603 000	603 000	333 270	333 270
	CHINA	0	80 107	0	29 854
	LAINNYA	78 450	104 450	22 471	27 321
	Sub Total	7 101 299	12 056 872	4 568 906	8 148 980

**K1. IMPOR KAWASAN BERIKAT / BOUND ZONE IMPORT**  
**MENURUT GOLONGAN BARANG 2 DIGIT HS / BY COMMODITY 2 DIGITS HS**  
**\*\* APRIL / APRIL 2014 \*\***

HS Uraian Golongan Barang Uraian Golongan Barang	Berat Bersih / Net Weight (Kg)		Nilai CIF / CIF Value (US\$)	
	Bulan ini Current month	Kumulatif Cum. Jan to date	Bulan ini Current month	Kumulatif Cum. Jan to date
02 Meat and edible meat offal	275	531	5 768	9 884
03 Fish and crustaceans	2 747 730	6 557 419	12 999 014	29 814 111
04 Dairy products, bird's eggs, natural honey	607 262	2 122 003	3 096 591	11 011 619
05 Products of animal origin	136 281	372 948	7 889 804	24 068 061
06 Live trees and other plants	3 045	5 431	60 900	108 602
07 Edible vegetables and certain roots and tubers	18	162	149	862
08 Edible fruits and nuts	6 804	9 752	20 250	29 275
09 Coffee, tea, mate, and spices	774 493	2 389 950	2 162 288	5 295 017
10 Cereals	98 500 000	177 548 660	31 165 310	53 215 104
11 Products of the milling industry; malt, starches	50 680	92 752	70 334	98 772
12 Oil seeds and oleaginous fruits; grains, seed, and fruits	181 461	429 419	490 498	1 154 980
13 Lac; gums; resins and other vegetable saps and extracts	17 218	32 392	94 418	229 061
14 Vegetable plaiting materials; vegetable products	0	1 122	0	5 186
15 Animal or vegetable oils/fats and their cleavage products	603 625	2 016 330	804 899	2 889 756
16 Preparations of meat/fish/crustaceans/molluscs or other aquatic inverte	59 577	470 203	217 711	2 331 389
17 Sugar and sugar confectionery	227 751 611	826 185 093	101 057 640	380 008 553
18 Cocoa and cocoa preparations	7 796	21 850	113 224	470 938
19 Preparations of cereals, flour, starch or milk; pastrycooks' products	109 158	316 966	273 365	871 652
20 Preparations of vegetables, fruits, nuts or other part of plants	5 002	97 813	64 080	299 914
21 Miscellaneous edible preparations	47 195	158 034	157 232	692 074
22 Beverages, spirit, and vinegar	41 075	186 352	117 321	715 322
23 Residues and waste from the food industries	635	29 881	5 076	67 590
24 Tobacco and manufactured tobacco substitutes	103 245	3 555 662	2 711 656	30 704 139
25 Salts; sulphur; earths and stone; plastering materials, lime and cement	12 138 065	39 668 714	5 764 528	15 614 023
26 Ores, slag, and ash	236 924	1 067 563	324 090	1 930 360
27 Mineral fuels, mineral oils and products of their distillation	6 667 478	34 811 231	8 562 440	41 607 888
28 Inorganic chemicals	13 511 375	49 337 961	19 606 325	68 485 049
29 Organic chemicals	28 036 342	253 435 386	34 509 031	136 260 954
30 Pharmaceutical products	662	15 730	14 871	150 515
31 Fertilizers	1 163 198	2 040 608	714 702	1 111 248
32 Tanning or dyeing extracts	3 688 607	28 570 384	18 621 100	58 642 017
33 Essential oils and resinoids; perfumery, cosmetic or toilet preparatio	44 436	320 090	1 390 812	5 473 340
34 Soap, organic surfasce-active agents, washing, and lubricating prepara	1 591 651	5 424 820	5 337 332	18 569 424
35 Albuminoidal substances; modified starches; glues; enzymes	739 924	3 639 994	3 486 469	13 799 127
36 Explosives; pyrotechnic products; matches; certain combustible prepara	59 452	59 492	1 879 647	1 881 320
37 Photographic and cinematographic goods	225 956	430 432	797 986	1 827 885
38 Miscellaneous chemical products	4 035 231	15 605 753	21 578 627	69 279 715
39 Plastics and articles thereof	59 301 838	224 541 119	136 407 427	507 813 981
40 Rubber and articles thereof	11 491 518	43 565 250	36 265 743	122 301 885
41 Raw hides, skins, and leather	2 871 796	10 258 439	36 342 916	116 630 716
42 Articles of leather; saddlery and harness; travel goods and similar co	47 564	182 389	1 113 512	3 648 512
43 Furskins and artificial fur; manufactures thereof	8 686	12 850	1 481 851	2 293 395
44 Wood and articles of wood; wood charcoal	10 441 200	38 853 907	7 035 256	26 408 075
45 Cork and articles of cork	12 894	40 389	109 519	350 252
46 Manufactured of straw or other plaiting materials; basketware and wick	20 069	66 295	22 731	57 587
47 Pulp of wood or of other fibrous cellulosic material; recovered paper/	40 236 023	105 589 264	35 256 054	93 924 747
48 Paper and paperboard; articles of paper pulp or of paper/paperboard	10 818 468	46 753 087	29 085 426	108 991 864
49 Printed books, newspapers, pictures, and other products of printing in	87 360	282 495	2 091 722	7 730 623
50 Silk	1 407	4 434	104 858	189 833
51 Wool, fine or coarse animal hair; horse hair yarn, woven fabrics of pa	566 058	1 413 096	10 214 249	29 917 357
52 Cotton	19 124 513	63 856 871	114 253 727	381 097 224
53 Other vegetable textile fibres; paper yarns and woven fabrics of paper	131 817	683 478	173 988	2 490 195
54 Man-made filaments	8 758 826	28 632 727	82 416 459	273 852 085
55 Man-made staple fibres	17 578 022	62 872 531	72 431 809	238 818 764
56 Wadding, felt, and non-wovens	2 576 246	8 427 879	19 736 779	65 308 738
57 Carpets and other textile floor coverings	46 162	218 388	426 982	1 683 091
58 Special woven fabrics; tufted textile fabrics; lace; tapestries; embro	1 796 329	5 657 645	26 692 737	90 884 293
59 Impregnated, coated, covered or laminated textile fabrics	3 452 585	12 172 627	32 273 735	108 442 178
60 Knitted or crocheted fabrics	14 363 600	43 758 471	131 517 341	411 067 831
61 Articles of apparel and clothing accessories, knitted or crocheted	224 561	730 310	3 032 340	8 903 204
62 Articles of apparel and clothing accessories, not knitted or crocheted	262 302	1 094 943	5 074 888	20 103 209
63 Other made up textile articles; sets; worn clothing and worn textile a	105 342	422 173	925 196	3 542 012
64 Footwear, gaiters and the like; parts of such articles	1 223 745	3 878 213	15 274 892	47 035 661
65 Headgear and parts thereof	17 234	48 939	208 397	808 392
66 Umbrellas, walking sticks, seat-sticks, whips, riding crops and parts	30	36	756	804
67 Prepared feathers and articles; artificial flowers; articles of human	12 782	31 449	1 002 693	4 158 372
68 Articles of stone, plaster, cement, asbestos, mica or similar material	389 675	2 404 984	2 741 414	8 678 736
69 Ceramic products	978 041	2 422 239	1 212 317	3 385 158
70 Glass and glassware	3 855 323	18 496 970	5 367 317	22 384 368
71 Natural and cultured pearls, precious/semi precious stones, and precio	22 338	91 646	3 216 183	12 456 046

**K1. IMPOR KAWASAN BERIKAT / BOUND ZONE IMPORT**  
**Menurut Golongan Barang 2 Digit HS / By Commodity 2 Digits HS**  
**\*\* APRIL / APRIL 2014 \*\***

HS Uraian Golongan Barang Uraian Golongan Barang	Berat Bersih / Net Weight (Kg)		Nilai CIF / CIF Value (US\$)	
	Bulan ini Current month	Kumulatif Cum. Jan to date	Bulan ini Current month	Kumulatif Cum. Jan to date
72 Iron and steel	124 839 134	390 792 612	86 043 582	279 730 930
73 Articles of iron and steel	6 812 161	28 947 006	23 618 585	98 172 549
74 Copper and articles thereof	9 217 634	33 568 843	70 220 785	253 465 443
75 Nickel and articles thereof	12 186	58 990	245 722	1 311 042
76 Aluminium and articles thereof	6 484 183	22 462 380	22 447 066	72 018 862
78 Lead and articles thereof	661 814	2 110 892	1 938 949	5 695 037
79 Zinc and articles thereof	480 673	2 240 328	1 197 660	5 295 378
80 Tin and articles thereof	52 417	432 028	1 708 274	3 964 070
81 Other base metal; cermets; and articles thereof	159 646	341 565	8 033 385	25 341 073
82 Tools, implements, cutlery, spoon and forks, of base metal and parts thereof	164 804	479 581	3 305 009	11 107 396
83 Miscellaneous articles of base metal	957 066	6 400 565	10 923 097	39 434 798
84 Nuclear reactors, boilers, machinery and mechanical appliances; parts thereof	18 304 612	76 966 513	240 120 948	754 876 111
85 Electrical machinery and equipments; sound recorders/reproducers, visual and cinematographic projectors, television sets, and parts thereof	13 361 859	45 594 697	372 897 253	1 300 133 027
86 Railway and tramway locomotive, mechanical traffic, and all kinds thereof	458	9 779	2 584	201 738
87 Vehicles other than railway/tramway, and parts and accessories thereof	7 347 416	26 627 235	45 128 083	163 336 650
88 Aircraft and its components	100 130	129 379	15 787 411	40 790 783
89 Ships, boat, and floating structures	305 355	418 831	336 536	740 126
90 Optical, photographic, cinematographic, measuring, checking, medical instruments, and parts thereof	624 810	2 029 664	18 559 812	61 097 695
91 Clocks and watches and parts thereof	4 890	92 049	276 281	1 003 727
92 Musical instruments; parts and accessories of such articles	1 075 059	3 924 139	12 187 740	42 972 914
93 Arms and ammunition; parts and accessories thereof	119	178	2 511	3 028
94 Furnitures, bedding, mattress supports, cushions and stuffed furnishings	249 832	1 471 831	1 906 156	9 559 386
95 Toys, games and sports requisites; parts and accessories thereof	38 842	172 886	619 287	2 173 247
96 Miscellaneous manufactured articles	1 115 965	3 115 839	18 048 116	51 291 470
97 Works of arts, collectors' pieces and antiques	2 276	5 522	21 812	84 968
98 Vehicles and their components	210 195	1 034 903	5 402 511	26 442 795
<b>TOTAL IMPORT</b>	<b>807 301 377</b>	<b>2 833 922 651</b>	<b>2 060 655 857</b>	<b>6 954 328 157</b>

**K2. IM POR KAWASAN BERIKAT / BOUND ZONE IMPORT**  
**MENURUT GOLONGAN BARANG SITC / BY SITC COMMODITY GROUP**  
**\*\* APRIL / APRIL 2014 \*\***

SITC Uraian Golongan Barang Group Description	Berat Bersih / Net Weight (Kg)		Nilai CIF / CIF Value (US\$)	
	Bulan ini Current month	Kumulatif Cum. Jan to date	Bulan ini Current month	Kumulatif Cum. Jan to date
<b>A. By Commodity 1 Dijit SITC</b>				
0 Food and Live Animals	330 669 948	1 015 998 818	151 423 913	484 310 791
1 Beverages and Tobacco	144 313	3 739 992	2 828 692	31 411 552
2 Crude Materials, Inedible	152 680 808	511 260 486	159 988 283	519 071 409
3 Mineral Fuels, Lubricants, etc.	6 667 478	34 811 195	8 562 440	41 607 222
4 Animal & Vegetable Oils/Fats	641 804	2 179 704	1 005 529	3 224 521
5 Chemicals	107 641 136	566 319 987	217 331 510	787 129 027
6 Manufactured Goods	158 861 444	512 736 962	721 448 958	2 400 281 869
7 Machinery and Transportation Equipments	39 654 637	151 508 156	677 475 241	2 278 654 572
8 Miscellaneous Manufactured Articles	10 339 644	35 366 773	119 650 183	403 890 491
9 Special Commodities and Transaction	165	578	941 108	4 746 703
<b>B. By Commodity 2 Dijit SITC</b>				
01 Meat and meat preparations	3 826	23 459	36 178	68 309
02 Dairy product and eggs	608 963	2 123 863	3 112 155	11 028 952
03 Fish, crustaceans, molluscs and their preparations	2 803 756	7 004 694	13 186 315	32 087 075
04 Cereals and cereal preparations	98 617 408	177 810 546	31 424 556	53 877 203
05 Fruits and vegetables	11 827	39 250	84 509	266 077
06 Sugar, sugar preparations, and honey	227 751 611	826 185 093	101 057 640	380 008 553
07 Coffee, tea, cocoa, and spices	782 367	2 412 964	2 275 704	5 767 443
08 Feeding stuff for animals	635	29 881	5 076	67 590
09 Miscellaneous food preparations	89 555	369 068	241 780	1 139 589
11 Beverages	41 068	184 330	117 036	707 413
12 Tobacco and tobacco manufactured	103 245	3 555 662	2 711 656	30 704 139
21 Hides, skins and furskins	544	691	281 588	343 281
23 Crude rubber	10 130 201	39 035 208	25 625 833	87 220 387
24 Wood, lumber, and cork	3 475 690	14 187 614	2 524 805	10 963 811
25 Pulp and waste paper	40 236 023	105 589 264	35 256 054	93 924 747
26 Textile fibres and their waste	22 658 545	84 041 145	56 669 339	193 840 123
27 Crude fertilizers and crude minerals	10 821 135	34 783 743	5 683 706	15 219 077
28 Metalliferous ores and metal scraps	65 020 803	232 781 650	25 412 476	91 995 286
29 Crude animals and vegetable materials, nes	337 867	841 171	8 534 482	25 564 697
32 Coal, coke, and briquettes	38 060	78 060	18 649	38 249
33 Petroleum and petroleum products	6 615 725	34 574 676	8 516 689	41 232 875
34 Gas; natural and manufactured	13 693	158 459	27 102	336 098
42 Fixed vegetable oils/fats	602 739	1 927 688	800 219	2 585 136
43 Animal vegetable oils/fats	39 065	252 016	205 310	639 385
51 Organic chemicals	28 042 459	253 516 242	33 667 045	134 112 058
52 Inorganic chemicals	13 354 042	48 879 411	19 479 992	68 099 140
53 Dyeing, tanning, and colouring materials	3 819 937	28 922 767	18 515 326	58 949 532
54 Medical and pharmaceutical products	12 682	65 655	1 035 172	2 890 527
55 Essential oils and perfumery materials	803 245	2 600 896	3 746 612	13 513 229
56 Manufactured fertilizers	1 109 105	1 785 773	662 828	994 950
57 Plastics in primary forms	51 385 915	188 218 728	87 926 069	338 189 688
58 Plastics in non-primary forms	3 703 910	21 328 064	23 456 127	78 984 178
59 Chemical materials and its products, nes	5 409 841	21 002 451	28 842 339	91 395 725
61 Leather, leather med, nes	2 895 257	10 313 006	37 037 617	118 129 098
62 Rubber manufactured, nes	1 242 502	4 332 579	10 336 000	34 145 557
63 Wood and cork manufactured	6 978 404	24 706 682	4 619 970	15 794 516
64 Paper, paperboard, and manufactured thereof	10 235 644	44 733 958	19 157 732	73 422 198
65 Textile yarns, fabrics, and their products	45 880 334	144 237 211	434 649 251	1 414 095 060
66 Non metallic minerals manufactured	6 564 211	28 963 614	9 396 854	35 316 044
67 Iron and steel	65 058 542	178 052 815	71 932 901	234 092 217
68 Non ferrous metals	16 315 102	58 830 806	102 715 546	356 355 676
69 Manufactured of metal, nes	3 691 448	18 566 291	31 603 087	118 931 503
71 Power generating machine and equipments	2 344 313	7 616 411	16 461 810	82 810 431
72 Machinery specialized for particular industry	6 574 984	26 917 759	114 887 379	340 777 520
73 Metalworking machinery	898 632	4 196 759	16 978 840	49 148 845
74 General industrial machinery and equipments	9 412 635	41 653 391	81 569 601	260 139 232
75 Office machinery and automatic data processing	1 769 366	5 757 852	62 002 261	181 061 011
76 Telecommunication and reproducers apparatus	2 687 581	9 785 385	77 194 780	281 065 715
77 Electrical machinery and apparatus	8 016 758	27 448 931	242 109 464	854 499 214
78 Road vehicles	7 544 449	27 575 649	50 145 106	187 427 776
79 Other transportation equipments	405 919	556 019	16 126 000	41 724 828
81 Sanitary, plumbing, and fittings	269 638	1 334 558	1 736 421	6 741 709
82 Furniture	44 424	307 718	288 762	3 262 598
83 Traveling goods	21 633	106 577	518 168	1 889 194
84 Clothing	937 399	3 272 176	13 222 608	44 910 218

**K2. IM POR KAWASAN BERIKAT / BOUND ZONE IMPORT**  
**MENURUT GOLONGAN BARANG SITC / BY SITC COMMODITY GROUP**  
**\*\* APRIL / APRIL 2014 \*\***

SITC Uraian Golongan Barang Group Description	Berat Bersih / Net Weight (Kg)		Nilai CIF / CIF Value (US\$)	
	Bulan ini Current month	Kumulatif Cum. Jan to date	Bulan ini Current month	Kumulatif Cum. Jan to date
85 Footwear	1 223 745	3 878 213	15 274 892	47 035 661
87 Professional, scientific, and contractor instruments	450 249	1 460 389	12 714 447	39 907 011
88 Photographic apparatus, equipments and optics	404 981	1 089 703	6 872 434	23 729 665
89 Miscellaneous manufactured articles	6 987 575	23 917 439	69 022 451	236 414 435
97 Gold; non monetary	165	578	941 108	4 746 703
<b>C. By Commodity 3 Digit SITC</b>				
012 Other Meat, Other Edible Meat Offal, Fresh, Chilled Or Frozen	100	100	1 684	1 684
016 Meat And Edible Meat Offal, Salted, Dried, Edible Flour Of Meat	175	431	4 084	8 200
017 Meat And Edible Meat Offal, Prepared Or Preserved	3 551	22 928	30 410	58 425
022 Milk, Cream, And Milk Products Other Than Butter Or Cheese	607 002	2 120 460	3 090 232	10 984 428
024 Cheese And Curds	260	1 543	6 359	27 191
025 Eggs, Birds, And Egg Yolks; Fresh, Dried Or Otherwise Preserved	1 701	1 860	15 564	17 333
034 Fish, Fresh, Chilled Or Frozen	1 999 503	4 630 037	6 318 289	13 534 236
036 Crustaceans, Molluscs, And Aquatic Invertebrates	748 227	1 927 382	6 680 725	16 279 875
037 Fish, Crustaceans, Molluscs, And Other Aquatic Invertebrates; Prepa	56 026	447 275	187 301	2 272 964
041 Wheat And Meslin, Unmilled	98 500 000	177 548 660	31 165 310	53 215 104
047 Other Cereal Meals And Flours	50 680	77 740	70 334	88 735
048 Cereal Preparations And Preparations Of Flours/ Starchs Of Fruit	66 728	184 146	188 912	573 364
054 Vegetables, Fresh, Chilled, Frozen Or Simply Preserved	21	165	179	892
056 Vegetables, Roots And Tubers, Prepared Or Preserved Nes	0	97	0	139
057 Fruit And Nut; Fresh Or Dried	6 804	9 752	20 250	29 275
058 Fruits, Preserved And Preparations	2 920	20 465	61 180	220 572
059 Fruit And Vegetable Juices	2 082	8 771	2 900	15 199
061 Sugar, Molasses, And Honey	227 751 362	826 184 636	101 053 843	379 999 759
062 Sugar Confectionery	249	457	3 797	8 794
071 Coffee And Coffee Substitutes	333	1 818	4 245	12 892
072 Cocoa	739	1 704	11 744	15 103
073 Chocolate And Other Food Preparations Containing Cocoa	7 057	20 146	101 480	455 835
074 Tea And Mate	564 907	2 032 000	669 534	2 596 252
075 Spices	209 331	357 296	1 488 701	2 687 361
081 Feeding Stuff For Animals	635	29 881	5 076	67 590
091 Margarine And Shortening	1	8 876	2	78 802
098 Edible Products And Preparations	89 554	360 192	241 778	1 060 787
111 Non-Alcoholic Beverages, Nes	9 659	56 744	7 186	52 066
112 Alcoholic Beverages	31 409	127 586	109 850	655 347
121 Tobacco, Unmanufactured And Refused	40 243	3 349 463	1 488 882	26 534 552
122 Tobacco, Manufactured	63 002	206 199	1 222 774	4 169 587
211 Hides And Skins, Raw	0	42	0	5 205
212 Furskins, Raw	544	649	281 588	338 076
231 Natural Rubber Latex; Natural Rubber And Similar Natural Gums	1 753 819	6 319 678	6 004 782	13 493 553
232 Synthetic Rubber Latex, Synthetic/ Reclaimed Rubber	8 376 382	32 715 530	19 621 051	73 726 834
244 Cork, Natural, Raw And Waste	514	4 571	3 220	26 941
245 Fuel Wood And Wood Charcoal	2 007	2 007	1 650	1 650
246 Wood In Chips Or Particles And Waste	1 469 363	4 593 600	449 555	1 382 282
247 Wood In The Rough Or Roughly Squared	42 280	118 125	42 760	134 309
248 Wood, Simply Worked And Railway Sleeper Of Wood	1 961 526	9 469 311	2 027 620	9 418 629
251 Pulp And Waste Paper	40 236 023	105 589 264	35 256 054	93 924 747
263 Cotton	8 839 983	32 198 212	18 574 781	66 399 210
264 Jute And Other Textile Bast Fibres	50 065	351 394	54 953	373 282
265 Vegetable Textile Fibres, Raw Or Processed; Waste Of These Fibres	0	16 055	0	96 330
266 Synthetic Fibres Suitable For Spinning	8 115 601	31 030 324	27 312 446	83 367 332
267 Other Man-Made Fibres Suitable For Spinning And Waste	5 563 599	20 096 353	9 863 760	39 047 244
268 Wool And Other Animal Hair	89 297	347 281	863 399	4 553 474
269 Old Clothing And Other Old Textile Articles; Rags	0	1 526	0	3 251
272 Fertilizers, Crude	102 493	569 435	106 698	481 600
273 Stone, Sand And Gravel	985 021	3 898 116	318 970	1 158 720
274 Sulphur And Unroasted Iron Pyrites	7 409 777	19 407 185	3 012 721	4 697 939
277 Natural Abrasives	33 173	276 898	113 944	359 817
278 Other Crude Minerals	2 290 671	10 632 109	2 131 373	8 521 001
281 Iron Ore And Concentrates	0	1 000	0	1 407
282 Waste And Scrap Metal Of Iron/ Steel	64 445 385	230 789 125	24 714 868	88 095 499
283 Copper Ores And Concentrates	0	21	0	415
285 Aluminium Ores And Concentrates	217 333	638 520	166 178	510 352
287 Ores And Concentrates Of Basemetals	176 924	886 205	284 245	1 802 023
288 Non-Ferrous Base Metal Waste And Scraps	181 161	466 779	247 185	1 585 590
291 Crude Animal Materials	136 146	372 810	7 888 696	24 066 898
292 Crude Vegetable Materials	201 721	468 361	645 786	1 497 799
325 Coke And Semi Coke Of Coal/ Lignite/ Peat	38 060	78 060	18 649	38 249

**K2. IM POR KAWASAN BERIKAT / BOUND ZONE IMPORT**  
**M ENURUT GOLONGAN BARANG SITC/ BY SITC COMMODITY GROUP**  
**\*\* APRIL/ APRIL 2014 \*\***

SITC Uraian Golongan Barang Group Description	Berat Bersih / Net Weight (Kg)		Nilai CIF / CIF Value (US\$)	
	Bulan ini Current month	Kumulatif Cum. Jan to date	Bulan ini Current month	Kumulatif Cum. Jan to date
334 Petroleum Products, Refined	6 444 007	33 949 658	8 174 945	40 002 066
335 Residual Petroleum Products, And Related Materials	171 718	625 018	341 744	1 230 809
342 Liquefied Propane And Butane	625	710	1 081	1 404
343 Natural Gas, Liquefied Or Not	8	15	96	193
344 Petroleum Gases And Other Gas	13 056	157 730	23 325	331 901
345 Coal Gas, Water Gas And Similar Gas	4	4	2 600	2 600
421 Fixed Vegetable Fats And Oils Soft,Crude,Refined Or Fractioned	602 739	1 909 261	800 219	2 567 121
422 Fixed Vegetable Fats And Oils Solid,Crude,Refined Or Fractioned	0	18 427	0	18 015
431 Animal And Vegetable Oil; Fat Processed And Their Wax	39 065	252 016	205 310	639 385
511 Hydrocarbon And Their Halogenated, Nitrated Derivatives	5 685 076	30 359 361	8 096 699	41 117 196
512 Alcohols,Phenols,Phenol-Alcohols And Their Halogenated	15 965 029	199 187 324	8 861 472	34 938 007
513 Carboxylic Acids,And Their Anhydrides,Halides,Peroxides	2 251 231	8 876 624	4 599 806	18 374 165
514 Nitrogen-Function Compounds	2 376 365	9 069 363	5 834 402	21 653 030
515 Organo-Inorganic And Heterocyclic Compounds	1 232 664	4 121 464	4 730 896	12 352 767
516 Other Organic Chemicals	532 094	1 902 106	1 543 770	5 676 893
522 Inorganic Chemical Elements, Oxides And Halogen Salts	11 142 160	41 599 651	16 495 714	58 039 379
523 Metallicsalts And Peroxysalts	2 166 804	7 133 841	2 109 602	6 914 686
524 Other Inorganic Chemicals;Chemical Compound Of Precious Metals	13 776	88 454	665 145	2 779 293
525 Radioactive And Associated Materials	31 302	57 465	209 531	365 782
531 Synthetic Organic; Colouring Matter	1 822 924	4 811 066	9 660 105	28 177 712
532 Dyeing/ Tanning Extracts And Synthetic Tanning Materials	168 521	599 004	465 330	1 365 995
533 Pigments, Paints, Varnishes, And Related Materials	1 828 492	23 512 697	8 389 891	29 405 825
541 Medicinal And Pharmaceutical Products	12 648	65 575	1 033 795	2 887 762
542 Medicaments, Including Veterinary Medicaments	34	80	1 377	2 765
551 Essential Oils, Perfumes, And Flavour Materials	33 657	268 831	428 659	1 834 071
553 Perfumery, Cosmetics, And Toilet Preparations	10 779	51 259	962 153	3 639 269
554 Soap,Cleansing And Polishing Preparations	758 809	2 280 806	2 355 800	8 039 889
562 Fertilizers, Manufactured	1 109 105	1 785 773	662 828	994 950
571 Polymers Of Ethylene In Primary Forms	18 420 542	67 810 735	30 505 496	107 764 395
572 Polimers Of Styrene In Primary Forms	7 176 908	29 593 775	15 443 380	61 594 167
573 Polimers Of Vinyl Chloride In Primary Forms	375 607	1 107 605	883 448	17 737 754
574 Poliacetals And Polycarbons In Primary Forms	2 643 065	8 789 933	9 017 857	33 257 260
575 Other Plastics In Primary Forms	13 951 260	50 625 028	26 494 914	98 940 682
579 Waste And Scrap Of Plastics	8 818 533	30 291 652	5 580 974	18 895 430
581 Tubes, Pipes, And Hoses Of Plastics	147 656	500 949	2 259 208	7 497 303
582 Plates, Sheets, And Film Of Plastics	3 547 540	20 797 554	21 009 315	70 785 607
583 Monofilament And Rod Of Plastics	8 714	29 561	187 604	701 268
591 Disinfectants, Insecticides, And Fungicides Put In Forms	217 886	493 262	728 779	1 863 314
592 Starches, Inulin, And Wheat Glutenal Buminoidal Substances; Glues	721 657	3 598 406	3 293 603	13 377 120
593 Explosive And Pyrotechnic Products	59 449	59 476	1 879 268	1 879 282
597 Additive For Mineral Oils	693 467	2 376 953	2 625 781	8 943 695
598 Miscellaneous Chemical Products	3 717 382	14 474 354	20 314 908	65 332 314
611 Leathers	2 871 796	10 258 397	36 342 916	116 625 511
612 Manufactures And Composition Leathers	17 073	45 702	448 138	1 155 027
613 Furskins, Tanned Or Dressed	6 388	8 907	246 563	348 560
621 Materials Of Rubber	449 711	1 476 150	3 349 166	10 603 944
625 Rubber Tyre,Tyre Cases,Tyre Treads,Inner Tubes, And Tyre Flaps	324 434	1 189 058	562 364	1 764 720
629 Articles Of Rubbers	468 357	1 667 371	6 424 470	21 776 893
633 Cork Manufactures	12 380	35 818	106 299	323 311
634 Veneers,Plywood,Improved/ Reconstituted Wood Worked	6 835 949	23 960 443	4 085 435	13 914 415
635 Wood Manufactures	130 075	710 421	428 236	1 556 790
641 Papers And Paperboards	6 590 561	32 761 838	9 252 592	39 617 389
642 Paper And Paperboard Cut To Size/Shape And Article Of Papers	3 645 083	11 972 120	9 905 140	33 804 809
651 Textile Yarns	5 653 071	16 171 990	27 283 410	83 866 434
652 Cotton Fabrics, Woven	7 585 205	24 487 873	85 262 820	286 114 049
653 Fabrics, Woven, Of Man-Made Fibres	10 090 496	32 471 410	106 042 853	350 083 422
654 Textile Fabrics, Woven, Other Than Of Cotton Or Man-Made Fibres	340 087	840 105	6 012 611	18 335 655
655 Knitted Or Crocheted Fabrics	14 363 600	43 758 471	131 517 341	411 067 831
656 Tulle,Lace,Embroidery,Ribbons,Trimmings And Other Small Wares	1 542 773	4 983 620	23 853 588	82 856 585
657 Special Yarns,Textile Fabrics	6 141 306	20 818 368	53 182 766	176 030 192
658 Made-Up Articles, Wholly/Chiefly Of Textile Materials	106 169	424 978	934 218	3 586 564
659 Floor Coverings	57 627	280 396	559 644	2 154 328
661 Lime,Cement And Fabricated Construction Materials	1 397 276	6 611 190	168 559	940 522
662 Clay And Refractory Construction Materials	586 340	1 931 757	339 123	1 151 083
663 Mineral Manufactures	755 338	1 952 623	3 582 712	10 746 197
664 Glass	3 702 237	17 868 180	4 449 915	19 229 216
665 Glassware	122 408	524 774	845 273	2 890 777
666 Pottery	410	60 561	9 977	153 210
667 Pearl, Precious And Semi Precious Stones	202	14 529	1 295	205 039
671 Pig Iron,Spiegeleisen,Sponge Iron, And Ferro-Alloys	314 053	1 023 561	1 182 683	2 554 441

**K2. IM POR KAWASAN BERIKAT / BOUND ZONE IMPORT**  
**MENURUT GOLONGAN BARANG SITC / BY SITC COMMODITY GROUP**  
**\*\* APRIL / APRIL 2014 \*\***

SITC Uraian Golongan Barang Group Description	Berat Bersih / Net Weight (Kg)		Nilai CIF / CIF Value (US\$)	
	Bulan ini Current month	Kumulatif Cum. Jan to date	Bulan ini Current month	Kumulatif Cum. Jan to date
672 Ingots And Other Iron/Steel In Primary Forms	32 726 532	34 058 986	20 527 900	39 663 901
673 Flat Rolled Products, Not Clad	7 325 702	53 360 626	6 742 352	42 786 713
674 Flat Rolled Products, Clad Or Plated	10 297 785	38 526 823	14 988 908	51 015 356
675 Flat Rolled Products And Alloy Steels	2 110 903	7 728 729	5 817 183	17 536 783
676 Iron/Steel Bars, Rods, Angels, Shaped And Sections	5 811 027	18 820 506	7 842 772	23 854 298
677 Rail/Railway And Tractor Construction Of Iron/Steel Materials	1 824	10 331	18 553	58 496
678 Wire Of Iron/Steel	1 835 244	6 548 335	4 475 072	15 122 727
679 Tubes, Pipes, Hollow Profile, Pipe Fitting Of Iron/Steel	4 635 472	17 974 918	10 337 478	41 499 502
681 Silver, Platinum, And Other Metal Of The Platinum Groups	13 851	47 098	1 833 515	5 132 701
682 Copper	9 108 147	32 960 806	68 732 956	247 338 452
683 Nickel	5 014	45 153	144 113	1 178 046
684 Aluminium	5 963 890	20 990 723	20 091 216	64 421 015
685 Lead	661 813	2 110 796	1 938 944	5 646 143
686 Zinc	467 350	2 118 628	1 162 688	5 226 820
687 Tin	50 916	414 185	1 665 485	3 789 589
689 Miscellaneous Non-Ferrous Basemetals Employed In Metallurgy	44 121	143 417	7 146 629	23 622 910
691 Structures And Parts Of Iron/Steel Or Aluminium	40 598	489 718	426 063	2 062 307
692 Metal Containers For Storage And Transportations	674 929	3 357 013	1 877 382	8 158 911
693 Wire Products And Fencing Grills	337 753	1 460 269	1 057 085	4 179 691
694 Nails, Screws, Nuts, Bolts, Rivets Of Iron/Steel Or Copper	570 028	2 891 819	5 792 174	23 233 954
695 Tools For Used In The Hand Or In Machines	155 304	422 579	3 102 550	10 398 374
696 Cutlery	9 470	56 972	201 120	707 683
697 Household Equipment Of Base Metals	50 816	86 323	136 584	367 549
699 Manufactures Of Base Metals	1 852 550	9 801 598	19 010 129	69 823 034
711 Steam And Other Vapour Generating Boilers And Parts	479 340	1 203 717	1 313 184	3 962 317
712 Steam Or Other Generating Boilers And Parts	142	5 684	8 747	199 393
713 Internal Combustion Piston Engines And Parts	899 632	2 561 821	3 402 314	22 959 789
714 Engines And Motors, Non-Electric And Parts	9 123	646 280	1 389 240	18 667 620
716 Rotating Electric Plants And Parts	888 519	3 078 225	7 451 906	32 825 679
718 Other Power Generating Machines And Parts	67 557	120 684	2 896 419	4 195 633
721 Agricultural Machinery And Parts	3 088	40 939	54 872	321 731
723 Civil Engineering And Contractor Plants And Equipments/ Parts	1 218 801	2 429 755	3 554 843	7 857 332
724 Textile/Leather Machinery And Parts	2 698 268	7 000 229	32 402 470	92 793 816
725 Papermill/Pulpmill Machinery And Paper Cutting Machines	45 374	205 712	609 843	2 465 288
726 Printing/Book Binding Machinery And Parts	1 035 739	3 371 921	52 471 124	161 177 738
727 Food Processing Machines And Parts	387 640	6 316 688	10 200 375	21 425 086
728 Other Machines And Equipment Specialized For Particular Industry	1 186 074	7 552 515	15 593 852	54 736 529
731 Machine Tools By Removing Metal	264 498	1 103 468	6 027 501	19 611 660
733 Machine Tool For Working Metals	277 668	1 834 874	4 065 060	13 692 247
735 Parts Of Machine Tools	42 159	448 876	4 910 399	11 283 244
737 Metalworking Machinery And Parts	314 307	809 541	1 975 880	4 561 694
741 Heating And Cooling Equipments And Parts	1 887 347	6 657 338	12 102 630	38 375 920
742 Pumps For Liquid And Parts	163 029	2 692 718	3 142 191	13 212 341
743 Pumps, Compressors, Fans, Blowers, Centrifuges, And Parts	2 786 353	13 663 783	19 243 392	50 175 853
744 Mechanical Handling Equipments And Parts	1 341 786	4 545 699	7 137 435	15 420 530
745 Other Non-Electrical Machinery, Tools, And Mechanical Apparatus	290 929	1 082 444	5 939 516	19 747 399
746 Ball Or Roller Bearings	1 052 239	4 703 827	7 507 798	28 061 631
747 Taps, Cocks, And Valves For Pipes	340 305	1 063 213	6 536 471	14 609 251
748 Transmission Shafts And Cranks	974 019	4 852 530	9 484 991	39 416 209
749 Non-Electric Parts And Accessories Of Machineries	576 628	2 391 839	10 475 177	41 120 098
751 Office Machines	43 719	339 855	175 061	1 023 066
752 Automatic Data Processing Machines And Their Units	273 880	1 185 529	17 372 903	53 857 134
759 Parts And Accessories For Machine Of Heading 751 Or 752	1 451 767	4 232 468	44 454 297	126 180 811
761 Television Receivers	70 187	199 766	922 755	2 079 650
762 Radio Broadcast Receivers	1 111	1 870	94 083	185 786
763 Sound Recorders Or Reproducers	1 701	23 849	412 075	2 871 503
764 Telecommunication Equipments And Parts	2 614 582	9 559 900	75 765 867	275 928 776
771 Electric Power Machinery And Parts	404 344	1 535 410	11 965 208	40 615 215
772 Electrical Apparatus For Making And Breaking Electrical Circuits	2 203 869	7 506 665	68 831 301	229 579 447
773 Equipment For Distributing Electricity	1 930 638	6 613 948	23 117 200	78 257 379
774 Electrical Apparatus For Medical Purposes And Radiological Apparatus	433	1 642	45 625	245 639
775 Household Type, Electrical/Non-Electrical Equipments	506 217	1 998 639	3 358 800	10 942 138
776 Thermionic, Cold Cathode, And Photo Cathode Valves/Tubes	632 103	2 133 217	93 380 662	357 658 682
778 Electrical Machinery And Apparatus	2 339 154	7 659 410	41 410 668	137 200 714
781 Passenger Motor Cars	436 924	1 175 246	6 322 998	24 739 952
782 Motor Vehicle For The Transportation Of Goods	237 066	823 062	165 280	958 495
783 Road Motor Vehicles	80	19 348	783	24 301
784 Parts And Accessories Of The Motor Vehicles	2 346 080	11 219 014	35 933 303	138 429 211
785 Motorcycles, Scooters, And Other Cycles Motorized/Non Motorized	4 520 007	14 284 910	7 616 125	22 888 213
786 Trailers And Other Vehicles, Not Motorized	4 292	54 069	106 617	387 604



**K2. IM POR KAWASAN BERIKAT / BOUND ZONE IMPORT**  
**MENURUT GOLONGAN BARANG SITC / BY SITC COMMODITY GROUP**  
**\*\* APRIL / APRIL 2014 \*\***

SITC Uraian Golongan Barang Group Description	Berat Bersih / Net Weight (Kg)		Nilai CIF / CIF Value (US\$)	
	Bulan ini Current month	Kumulatif Cum. Jan to date	Bulan ini Current month	Kumulatif Cum. Jan to date
791 Railway Vehicles And Associated Equipments	434	7 809	2 053	193 919
792 Aircraft And Associated Equipments And Parts	100 130	129 379	15 787 411	40 790 783
793 Ships, Boats, And Floating Structures	305 355	418 831	336 536	740 126
811 Prefabricated Buildings	11 455	695 334	120 444	1 476 251
812 Sanitary, Plumbing, Heating, And Lighting Fixtures/Fittings	5 368	38 735	21 622	226 072
813 Lighting Fixtures And Fittings	252 815	600 489	1 594 355	5 039 386
821 Furnitures And Parts	44 424	307 718	288 762	3 262 598
831 Travel Goods	21 633	106 577	518 168	1 889 194
841 Men'S Coats/Jackets, Not Knitted	4 251	23 329	65 629	299 459
842 Women'S Coats/Jacket, Not Knitted	59 531	166 962	496 341	1 441 554
843 Men'S Coats/Jackets, Knitted	3 961	32 244	94 058	782 871
844 Women'S Coats/Jackets, Knitted	1 028	3 953	19 426	54 236
845 Articles Of Apparel	242 451	802 163	4 329 915	12 924 664
846 Clothing Accessories Of Textiles Fabrics	175 642	796 603	3 101 864	13 503 634
848 Articles Of Apparel And Clothing Accessories Of Other Than Textile F	450 535	1 446 922	5 115 375	15 903 800
851 Footwears	1 223 745	3 878 213	15 274 892	47 035 661
871 Optical Instrument And Apparatus	73 629	236 508	2 602 514	10 596 007
872 Medical Instruments And Appliances	22 673	46 232	140 588	298 131
873 Meters And Counters	195 299	536 306	2 663 488	6 513 506
874 Measuring, Checking, Analysing, And Controlling Instrument And Ap	158 648	641 343	7 307 857	22 499 367
881 Photographic Apparatus And Equipments	4 435	13 040	688 644	1 650 533
882 Photographic And Chinematographic Supplies	225 858	430 246	795 719	1 823 139
883 Cinematograph Film, Exposed And Developed	98	186	2 267	4 746
884 Optical Goods	169 700	554 182	5 109 523	19 247 520
885 Watches And Clocks	4 890	92 049	276 281	1 003 727
891 Arms And Ammunitions	119	192	2 511	5 227
892 Printed Matter	663 042	2 248 052	11 943 441	42 936 631
893 Article Of Plastics	3 940 197	13 959 386	22 643 022	82 892 551
894 Baby Carriages, Toys, Games, And Sporting Goods	39 504	174 168	636 781	2 231 648
895 Office And Stationery Supplies	241 694	617 331	1 630 635	4 592 681
896 Works Of Art, Collectors Pieces And Antiques	2 276	5 522	21 812	84 968
897 Jewellery, Goldsmith, Silversmith Wares, And Other Articles	8 110	29 211	436 665	2 319 253
898 Musical Instrument And Parts/ Accessories	1 086 206	3 970 982	13 322 925	47 136 845
899 Other Miscellaneous Manufactured Articles	1 006 427	2 912 595	18 384 659	54 214 631
971 Gold, Non-Monetary	165	578	941 108	4 746 703
<b>TOTAL IMPORT</b>	<b>807 301 377</b>	<b>2 833 922 651</b>	<b>2 060 655 857</b>	<b>6 954 328 157</b>

**K3. IM POR KAWASAN BERIKAT / BOUND ZONE IM PORT**  
**M ENURUT NEGARA ASAL / BY COUNTRY OF ORIGIN**  
**\*\* APRIL/ APRIL 2014 \*\***

Kode Code	Negara Asal Country of Origin	Berat Bersih / Net Weight (Kg)		Nilai CIF / CIF Value (US\$)	
		Bulan ini Current month	Kumulatif Cum. Jan to date	Bulan ini Current month	Kumulatif Cum. Jan to date
111	JP JAPAN	34 479 632	167 829 560	300 078 476	1 065 592 228
112	HK HONG KONG	19 424 058	72 363 298	133 788 734	424 898 872
113	KP KOREA, DEM. PEOPLE'S REP.	159 183	531 877	149 679	482 437
114	KR KOREA, REPUBLIC OF	46 665 193	179 738 930	304 349 468	1 059 328 011
115	TW TAIWAN	18 766 856	65 654 193	125 988 751	418 758 922
116	CN TIONGKOK	108 444 327	288 565 367	433 526 938	1 367 545 729
118	MO MACAU	92 782	470 429	474 129	2 613 343
120	PG PAPUA NEW GUINEA	708 732	2 897 773	256 732	1 066 761
121	TH THAILAND	187 598 577	519 654 114	145 734 947	494 153 175
122	SG SINGAPORE	59 614 244	189 284 505	162 984 903	475 973 349
123	PH PHILIPPINES	2 154 606	11 594 282	20 073 262	52 728 950
124	MY MALAYSIA	25 632 340	93 772 189	62 022 994	224 999 775
125	MM M YANMAR	448 385	923 109	821 386	2 407 123
126	KH CAMBODIA	55 463	207 833	257 176	1 320 656
127	BN BRUNEI DARUSSALAM	119	3 276 620	15 648	1 367 269
128	LA LAO PEOPLE'S DEM. REP.	7	7	50	50
129	NP NEPAL	0	6	0	80
131	VN VIET NAM	7 404 203	32 750 218	42 649 105	129 883 241
133	IN INDIA	38 272 740	59 409 382	28 970 934	88 705 290
134	PK PAKISTAN	1 585 904	6 090 263	3 422 724	14 264 549
135	BD BANGLADESH	133 363	288 010	122 480	583 116
136	LK SRI LANKA	55 108	167 520	650 742	2 428 217
138	ID INDONESIA	680 004	2 526 194	6 638 029	21 270 398
142	IR IRAN (ISLAMIC REPUBLIC OF)	231 157	654 190	238 948	652 753
143	SA SAUDI ARABIA	5 242 601	29 230 947	6 770 729	31 818 466
144	IL ISRAEL	4	272	173	21 241
145	KW KUWAIT	475 916	3 204 664	567 868	3 031 732
146	JO JORDAN	63 209	63 238	69 525	69 799
149	PN PALESTINA	0	463	0	22 769
151	YE YEM EN	0	281	0	3 578
152	OM OMAN	4 720 002	164 233 214	1 570 145	8 568 718
154	TR TURKEY	142 962	615 871	1 403 347	4 884 204
155	AE UNITED ARAB EMIRATES	1 381 469	13 768 843	2 551 641	12 626 043
156	QA QATAR	10 375 553	42 261 669	10 760 512	52 966 777
157	BH BAHRAIN	0	11 292	0	90 554
158	CY CYPRUS	168 000	168 000	176 444	176 444
159	OD OTHER WEST ASIA	0	40 004	0	65 336
211	EG EGYPT	3 000 253	4 457 769	716 145	1 340 824
212	LY LIBYAN ARAB JAM AHIRIYA	1	1	17	17
213	MA M OROCCO	1	32 863	53	40 846
214	TN TUNISIA	23	592	441	30 160
216	SD SUDAN	18	18	164	164
219	NA NAM IBIA	0	19	0	1 720
221	ET ETHIOPIA	1	738	2	38 297
222	TZ TANZANIA, UNITED REP. OF	0	392 255	0	876 745
225	KE KENYA	1	20 523	8	199 424
228	BW BOTSWANA	1	131	2	208
232	LR LIBERIA	0	2 894	0	26 760
236	CM CAM EROON	62 936	721 479	56 630	476 588
237	NG NIGERIA	0	10	0	2
238	SL SIERRA LEONE	233	913	6 159	35 301
239	GA GABON	0	104 304	0	133 517
241	SN SENEGAL	0	37 190	0	13 760
242	MR MAURITANIA	0	1	0	2
243	ML MALI	400 338	1 000 174	849 359	2 089 318
245	BF BURKINA FASO	591 073	1 114 326	1 253 830	2 265 745
249	SC SEYCHELLES	16 805	51 540	45 817	112 001
251	UG UGANDA	12 920	38 013	142 489	427 468
252	CF CENTRAL AFRICAN REPUBLIC	0	2	0	44
253	NE NIGER	0	4	0	393
256	SH SAINT HELENA	0	78	0	2 261
260	SZ SWAZILAND	792	2 203	35 907	140 892
261	ZA SOUTH AFRICA	14 654 422	102 762 184	11 225 067	55 782 470
262	ZW ZIM BABWE	0	158 400	0	1 382 040

**K3. IM POR KAWASAN BERIKAT / BOUND ZONE IM PORT**  
**M ENURUT NEGARA ASAL / BY COUNTRY OF ORIGIN**  
**\*\* APRIL/ APRIL 2014 \*\***

Kode Code	Negara Asal Country of Origin	Berat Bersih / Net Weight (Kg)		Nilai CIF / CIF Value (US\$)	
		Bulan ini Current month	Kumulatif Cum. Jan to date	Bulan ini Current month	Kumulatif Cum. Jan to date
264	MW MALAWI	46 561	116 484	79 157	198 023
267	MU MAURITIUS	75 950	609 470	28 102	241 838
298	VG VIRGIN ISLANDS (BRITISH)	57 724	59 162	122 942	139 694
311	AU AUSTRALIA	126 405 760	300 131 241	59 027 438	157 003 024
312	NZ NEW ZEALAND	5 273 125	14 306 842	5 496 582	17 713 863
321	NR NAURU	260	260	1 928	1 928
322	NC NEW CALEDONIA	135 820	356 840	47 537	124 894
331	AS AMERICAN SAM OA	0	4	0	26
333	FJ FIJI	21 198	21 208	144 438	144 485
334	KI KIRIBATI	673	673	3 457	3 457
335	MH MARSHALL ISLANDS	0	9 828	0	66 271
336	WS SAM OA	75 449	171 670	222 566	506 401
339	TV TUVALU	0	85	0	1 878
342	CC COCOS (KEELING) ISLANDS	6	6	324	324
343	TK TOKELAU	0	50	0	184
411	US UNITED STATES	17 745 565	54 490 599	52 805 289	208 422 404
412	CA CANADA	13 466 804	47 866 840	13 846 545	57 213 859
421	MX MEXICO	1 768 292	5 252 157	2 036 999	6 194 314
422	GT GUATEMALA	1 802	1 871	3 148	21 987
423	HN HONDURAS	3	4	125	126
424	NI NICARAGUA	92	195	2 940	4 389
425	PA PANAMA	669 754	1 024 534	253 068	402 025
426	CU CUBA	35 320	35 320	154 022	154 022
428	SR SURINAME	0	4	0	412
431	CL CHILE	3 930 656	11 583 622	8 637 116	28 839 328
432	VE VENEZUELA	119	120	1 060	1 121
433	AR ARGENTINA	189 098	5 331 124	508 888	7 646 404
434	BR BRAZIL	6 049 965	216 367 470	6 044 134	118 769 587
435	CO COLOMBIA	80 188	121 717	61 406	128 126
437	UY URUGUAY	606 737	1 008 217	568 549	1 057 308
438	PY PARAGUAY	0	142 746	0	239 814
441	EC ECUADOR	0	363 187	0	2 023 353
442	PE PERU	211	36 040	4 932	328 448
446	JM JAMAICA	0	19 960	0	4 990
447	PR PUERTO RICO	0	3	0	6
448	BZ BELIZE	40 346	126 873	204 216	1 140 185
449	DO DOM INICAN REPUBLIC	121	25 631	5 520	65 810
450	SV EL SALVADOR	17 777	52 658	11 923	36 428
451	CR COSTA RICA	185	82 594	5 959	565 605
455	AI ANGUILLA	162 433	279 830	586 385	987 530
458	CV CAPE VERDE	0	170	0	2 020
511	GB UNITED KINGDOM	3 078 352	8 125 885	4 588 373	16 580 518
512	NL NETHERLANDS	624 379	2 095 152	9 079 906	26 473 925
513	FR FRANCE	608 757	2 829 102	3 230 966	20 784 282
514	DE GERMANY, FED. REP. OF	4 400 475	14 848 161	21 114 913	63 029 972
515	AT AUSTRIA	267 279	1 102 810	1 369 921	6 711 527
516	BE BELGIUM	385 283	1 494 945	3 678 074	10 378 896
517	CH SWITZERLAND	281 208	1 748 914	1 656 586	10 947 273
518	LU LUXEM BOURG	5 672	21 354	82 030	340 800
520	MC MONACO	0	5	0	307
521	DK DENM ARK	550 039	1 220 972	504 671	2 420 744
522	NO NORWAY	584 051	1 701 850	1 452 440	4 836 412
523	SE SWEDEN	3 762 299	14 910 666	3 396 361	14 071 243
524	FI FINLAND	897 457	5 726 599	951 974	4 836 612
525	IE IRELAND	255	7 255	17 539	130 145
526	IT ITALY	2 391 602	7 849 706	11 492 761	57 949 312
527	ES SPAIN	537 734	1 664 140	12 806 010	19 929 292
528	PT PORTUGAL	97 783	137 901	3 414 237	3 770 689
529	IS ICELAND	348 720	348 720	497 694	497 694
531	GR GREECE	163 481	1 658 945	565 062	4 459 962
533	AD ANDORRA	286	286	1 610	1 610
534	LI LIECHTENSTEIN	244	2 585	17 765	96 854
540	CD DEM OCRATIC REP. OF THE CONGO	179 717	424 187	442 039	1 039 623
542	HU HUNGARY	29 734	109 822	326 576	2 008 969

**K3. IM POR KAWASAN BERIKAT / BOUND ZONE IM PORT**  
**M ENURUT NEGARA ASAL / BY COUNTRY OF ORIGIN**  
**\*\* APRIL/ APRIL 2014 \*\***

Kode Code	Negara Asal Country of Origin	Berat Bersih / Net Weight (Kg)		Nilai CIF / CIF Value (US\$)	
		Bulan ini Current month	Kumulatif Cum. Jan to date	Bulan ini Current month	Kumulatif Cum. Jan to date
543	PL POLAND	78 052	822 105	603 382	2 896 192
544	RO ROMANIA	22 428	28 330	530 680	585 353
545	BG BULGARIA	5 055	51 990	36 531	419 812
550	AZ AZERBAIJAN	0	2	0	116
552	KZ KAZAKHSTAN	3	11	2 338	55 257
553	KG KYRGYZSTAN	2 040	14 225	24 005	142 033
557	UA UKRAINE	374	8 000 374	37 586	1 835 586
559	LT LITHUANIA	6	20	255	939
560	LV LATVIA	598	22 820	16 818	96 253
561	EE ESTONIA	20 000	20 000	110 400	110 400
562	GE GEORGIA	0	16 884	0	328 113
563	HR CROATIA	6 512	148 980	213 016	906 171
565	MT MALTA	5	77 581	330	76 024
566	SK SLOVAKIA	79 943	236 454	140 413	435 041
567	SI SLOVENIA	5	195	630	16 584
568	CZ CZECH REPUBLIC	14 966 462	30 376 615	13 546 951	27 681 757
572	RU RUSSIA FEDERATION	2 150 553	2 926 063	2 369 402	6 238 187
573	RS SERBIA	23	5 480	208	24 865
<b>TOTAL IM PORT</b>		<b>807 301 377</b>	<b>2 833 922 651</b>	<b>2 060 655 857</b>	<b>6 954 328 157</b>

http://www.bps.go.id

**K4. IM POR KAWASAN BERIKAT / BOUND ZONE IM PORT**  
**M ENURUT PROPINSI DAN PELABUHAN IM POR / BY PROVINCE AND PORT OF IM PORTATION**  
**\*\* APRIL / APRIL 2014 \*\***

Kode Code	Propinsi / Pelabuhan Impor Province / Port of Impotation	Berat Bersih / Net Weight (Kg)		Nilai CIF / CIF Value (US\$)	
		Bulan ini Current month	Kumulatif Cum. Jan to date	Bulan ini Current month	Kumulatif Cum. Jan to date
	<b>SUM ATERA UTARA</b>	<b>35 657 054</b>	<b>188 407 733</b>	<b>32 265 021</b>	<b>126 457 506</b>
002	IDKNO KUALA NAMU (U)	35 655 892	186 785 990	32 148 040	125 911 039
144	IDBLW BELAWAN	118	1 609 551	15 198	229 545
166	IDMES MEDAN / POLONIA (U)	1 044	12 192	101 783	316 922
	<b>RIAU</b>	<b>10 397 839</b>	<b>24 153 046</b>	<b>4 191 922</b>	<b>16 630 457</b>
225	IDDUM DUMAI	330 268	330 358	705 160	708 061
235	IDSUQ SUNGAI GUNTUNG	10 067 571	22 386 010	3 486 762	10 386 650
242	IDTEM TEM BILAHAN	0	1 040 805	0	3 943 275
273	IDPAK PEKAN BARU	0	395 873	0	1 592 471
	<b>KEPULAUAN RIAU</b>	<b>6 879 579</b>	<b>36 742 624</b>	<b>69 307 009</b>	<b>191 777 852</b>
248	IDTBK TANJUNG BALAI KARIMUN	79 855	106 953	599 913	740 938
250	IDTAN TANJUNG UBAN	4 113 799	29 151 604	26 175 159	78 092 587
251	IDTPN TANJUNG PINANG	0	3 151	0	664 123
263	IDPAS PASIR PANJANG	2 685 925	7 480 916	42 531 937	112 280 204
	<b>LAM PUNG</b>	<b>7 617 294</b>	<b>124 284 230</b>	<b>9 275 520</b>	<b>70 108 234</b>
395	IDPJG PANJANG	7 617 294	124 284 230	9 275 520	70 108 234
	<b>DKI JAKARTA</b>	<b>349 906 796</b>	<b>1 167 106 844</b>	<b>1 555 081 817</b>	<b>5 251 789 019</b>
431	IDTPP TANJUNG PRIOK	12 118	46 405	613 048	2 763 702
433	IDJKT JAKARTA / PASAR IKAN	3 104 902	13 807 076	13 980 602	53 910 981
434	IDCGK SOEKARNO-HATTA (U)	4 259 502	14 806 334	288 885 746	1 046 107 350
436	IDHLP HALIM PERDANA KUSUMA (U)	342 530 274	1 138 447 029	1 251 602 421	4 149 006 986
	<b>BANTEN</b>	<b>289 058 793</b>	<b>726 987 749</b>	<b>125 737 597</b>	<b>356 888 057</b>
461	IDMRK M ERAK	247 991 113	562 045 910	98 776 930	239 391 375
473	IDCGD CIGADING	41 067 680	164 941 839	26 960 667	117 496 682
	<b>JAWA BARAT</b>	<b>217</b>	<b>566</b>	<b>11 763</b>	<b>25 345</b>
466	IDBDO HUSEIN SASTRANEGARA	217	566	11 763	25 345
	<b>JAWA TENGAH</b>	<b>29 650 468</b>	<b>109 351 719</b>	<b>112 557 577</b>	<b>405 410 031</b>
494	IDTES TANJUNG EMAS	31 672	109 302	380 699	1 651 501
496	IDSRG ACHM AD YANI (U)	1 351	3 057	43 626	120 584
498	IDSOC JEBRES/ ADI SUM ARM O	29 617 445	109 239 360	112 133 252	403 637 946
	<b>DI YOGYAKARTA</b>	<b>1 093</b>	<b>2 921</b>	<b>53 095</b>	<b>139 160</b>
531	IDJOG ADI SUCIPTO (U)	1 093	2 921	53 095	139 160
	<b>JAWA TIM UR</b>	<b>77 867 319</b>	<b>456 367 574</b>	<b>143 917 098</b>	<b>521 935 045</b>
562	IDGRE GRESIK	7 825 084	189 543 630	8 028 462	46 878 529
563	IDTPE TANJUNG PERAK	188 354	551 484	10 107 140	38 897 745
587	IDSUB JUANDA (U)-SURABAYA	279 033	822 019	969 738	2 792 520
588	IDSUR SURABAYA (PTT)	69 574 848	265 450 441	124 811 758	433 366 251
	<b>BALI</b>	<b>0</b>	<b>100 726</b>	<b>0</b>	<b>4 298 705</b>
613	IDBOA BENOA/LOLOAN	0	7 600	0	115
620	IDDPS NGURAH RAI (U)	0	93 126	0	4 298 590
	<b>KALIM ANTAN TIM UR</b>	<b>506</b>	<b>42 130</b>	<b>6 323</b>	<b>429 815</b>
803	IDBPP BALIKPAPAN	0	37 870	0	254 323
814	IDBPN SEPINGGAN (U)	506	4 260	6 323	175 492
	<b>SULAWESI UTARA</b>	<b>264 419</b>	<b>374 789</b>	<b>8 251 115</b>	<b>8 438 931</b>
835	IDBIT BITUNG	261 291	367 975	7 176 074	7 329 992
843	IDMDC SAM RATULANGI (U)	3 128	6 814	1 075 041	1 108 939
	<b>TOTAL IM PORT</b>	<b>807 301 377</b>	<b>2 833 922 651</b>	<b>2 060 655 857</b>	<b>6 954 328 157</b>





# DATA

## MENCERDASKAN BANGSA



**BADAN PUSAT STATISTIK**

Jl. dr. Sutomo No. 6-8 Jakarta 10710

Telp. : (021) 3841195, 3842508, 3810291-4, Fax. : (021) 3857046

Homepage : <http://www.bps.go.id> E-mail : [bpsdq@bps.go.id](mailto:bpsdq@bps.go.id)

ISSN 0126-3668



9 770126 366007 >