



Katalog BPS: 8202006

BULETIN
STATISTIK PERDAGANGAN LUAR NEGERI
FOREIGN TRADE STATISTICAL BULLETIN

IMPOR / IMPORTS

Mei
May

2014



BADAN PUSAT STATISTIK

BULETIN

STATISTIK PERDAGANGAN LUAR NEGERI

FOREIGN TRADE STATISTICAL BULLETIN

IMPOR / IMPORTS

Mei
May

2014



Buletin
STATISTIK PERDAGANGAN LUAR NEGERI
FOREIGN TRADE STATISTICAL BULLETIN
IMPOR/IMPORTS

Mei/May 2014

No. Publikasi / Publication Number : 06120.1411

No. ISSN / ISSN : 0126-3668

Katalog BPS / BPS Catalogue : 8202006

Ukuran Buku / Book Size : 21 Cm x 28 Cm

Jumlah Halaman / Number of pages : xix+183 halaman/pages

Naskah / Manuscript :

Subdirektorat Statistik Impor

Subdirectorate of Import Statistics

Gambar Kulit / Cover Design :

Subdirektorat Publikasi dan Kompilasi Statistik

Subdirectorate of Statistical Publication and Compilation

Diterbitkan oleh / Published by :

Badan Pusat Statistik, Jakarta-Indonesia

BPS - Statistics Indonesia

Dicetak oleh / Printed by :

Boleh dikutip dengan menyebut sumbernya

May be cited with reference to the source

KATA PENGANTAR

Publikasi Statistik Impor Mei 2014 merupakan kelanjutan dari publikasi sebelumnya yang diterbitkan secara bulanan oleh Badan Pusat Statistik Republik Indonesia (BPS-RI). Data yang disajikan dalam publikasi ini, mencakup :

- A. Impor menurut Golongan Barang HS, Golongan Barang SITC, Komoditi (HS), Negara Asal, Pelabuhan Impor, Negara Asal dan Lima Golongan Barang Utama SITC 3 digit, Komoditi tertentu dan Negara Asal Utama
- B. Impor Kawasan Berikat menurut Golongan Barang HS 2 digit, Golongan Barang SITC, Negara Asal, Provinsi dan Pelabuhan Impor

Ucapan terima kasih dan penghargaan yang setinggi-tingginya disampaikan kepada Direktorat Jenderal Bea dan Cukai, Kementerian Keuangan dan Bank Indonesia yang telah secara teratur dan berkesinambungan mengirimkan dokumen PIB, serta PT. Pertamina yang telah memberikan data impor minyak dan gas secara rutin. Selanjutnya, kepada semua pihak yang juga telah membantu BPS-RI sehingga memungkinkan diterbitkannya publikasi ini diucapkan terima kasih.

Akhirnya, kami mengharapkan semoga publikasi ini bermanfaat bagi pengguna data.

Jakarta, Agustus 2014
Badan Pusat Statistik
Kepala



Dr. SURYAMIN, M.Sc
NIP. 195608051979031001

FOREWORD

The monthly publication of import statistics, is a sequential issue from the preceding publication which developed by The BPS-Statistics of the Republic of Indonesia. This Publication covered:

- A. Import by HS Commodity Groups, SITC Commodity Groups, Commodity (HS), Country of Origin, Port of Importation, Country of Origin and Five Major SITC Commodity Group, Certain Commodities import by Main Country of Origin
- B. Bonded Zone import by Commodity 2 Digits HS, by SITC Commodity Group, Country of Origin, by Province and port of Importation

Deeply gratitude and the highest appreciation are due to the Directorate General of Custom, Ministry of Finance and Bank of Indonesia of their contribution of regularly in sending documents, and also to PT. Pertamina for the best cooperation in supporting data of oil and gas so that BPS published this edition successfully.

Finally, it is hoped that this publication would be useful for users.

Jakarta, August 2014
BPS-Statistics Indonesia
Distribution and Service Statistics



Dr. SURYAMIN, M.Sc
Director General

PENJELASAN

1. DAERAH PENCATATAN

Daerah pencatatan statistik dalam publikasi ini meliputi seluruh wilayah Republik Indonesia.

2. SUMBER DOKUMEN

Statistik dikumpulkan berdasarkan dokumen impor (Pemberitahuan Impor Barang (PIB - BC 2.0) dan Pemberitahuan Pengangkutan Barang Impor (PPBI – BC 2.3) yang diisi oleh importir. Dokumen PIB - BC 2.0 dan PPBI - BC 2.3 diterima dari Bea dan Cukai dan berlaku sejak April 1997 berdasarkan Surat Keputusan Menteri Keuangan nomor 101/KMK.05/1997 tanggal 10 Maret 1997.

3. SISTEM PERDAGANGAN

Sistem pencatatan Statistik Perdagangan Luar Negeri mempergunakan Sistem Perdagangan Umum (*the General Trade System*) atau dengan Sistem Perdagangan Khusus (*the Special Trade System*). Dalam Sistem Perdagangan Umum, Kawasan Berikat dianggap sebagai "dalam negeri", sedangkan dalam Sistem Perdagangan Khusus, dianggap sebagai "luar negeri". Sejak Januari 2008, sistem pencatatan Statistik Impor menggunakan Sistem Perdagangan Umum.

4. RUANG LINGKUP

Pencatatan Statistik Impor meliputi seluruh barang-barang yang masuk ke wilayah Indonesia.

5. KASUS KHUSUS

- 5.1. Sebagian impor kapal laut dan pesawat beserta suku cadangnya termasuk dalam Statistik Impor.
- 5.2. Barang-barang luar negeri yang diolah atau diperbaiki di dalam negeri tetap dicatat sebagai barang impor, meskipun setelah barang tersebut selesai diproses akan kembali ke luar negeri (*re-ekspor*).
- 5.3. Barang-barang di bawah ini tidak termasuk di dalam Statistik Impor:
 - a. Pakaian dan barang-barang perhiasan penumpang.
 - b. Barang-barang penumpang untuk dipakai sendiri, kecuali lemari es, pesawat TV dan sebagainya.
 - c. Barang-barang yang diimpor untuk keperluan perwakilan (kedutaan) suatu negara.
 - d. Barang-barang untuk ekspedisi dan ekshibisi/pameran.
 - e. Sebagian barang-barang yang langsung diimpor oleh angkatan bersenjata.
 - f. Pembungkus/peti kemas.
 - g. Uang dan surat-surat berharga.
 - h. Barang-barang sebagai contoh.

6. SISTEM PENGOLAHAN

Data dalam publikasi ini mencakup dokumen PIB selama Mei 2014 yang diterima oleh Badan Pusat Statistik sampai akhir Juni 2014. Sistem pengolahan menggunakan *Carry Over*. Dengan metode ini dokumen-dokumen dari Bea dan Cukai ditunggu selama satu bulan setelah bulan berjalan. Dokumen-dokumen yang datang terlambat akan dimasukkan dalam bulan pengolahan berikutnya.

7. KLASIFIKASI JENIS BARANG

Penggolongan barang yang digunakan di dalam statistik impor adalah klasifikasi Barang Impor yang berdasarkan pada Buku Tarif Kepabeanan Indonesia 2012 (BTKI 2012) yang mengacu pada amandemen keempat dari World Customs Organization (WCO) sebagai lembaga Internasional yang menyusun klasifikasi Harmonized System (HS). Disamping menggunakan HS sebagai klasifikasi jenis barang, juga digunakan Standard International Trade Classification (SITC) Revisi 4.

8. PERIODE REFERENSI

Periode penentuan impor adalah tanggal penyelesaian dokumen oleh pejabat-pejabat Bea dan Cukai yang terdapat dalam dokumen impor.

9. NILAI BARANG

Nilai barang dinyatakan dalam nilai CIF (US\$) dan nilai Kurs Mei 2014 yang digunakan adalah US\$ 1 = Rp.11.494,-

10. SATUAN BARANG

Berat barang impor adalah berat bersih dan dinyatakan dalam Kg.

11. NEGARA ASAL

Negara asal adalah negara dimana barang-barang tersebut dihasilkan dan dokumennya telah diperiksa serta dinyatakan sesuai dengan peraturan yang berlaku oleh pejabat Bea dan Cukai.

EXPLANATORY NOTES

1. AREA RECORDINGS

The statistical recording area in this publication covers the entire territory of the Republic of Indonesia.

2. SOURCE OF DOCUMENTS

Statistics are compiled based on Import Declaration Form (Pemberitahuan Impor Barang (PIB-BC 2.0) or Pemberitahuan Pengangkutan Barang Impor (PPBI-BC 2.3)) of Import documents that are filled by importers. The PIB documents received from Customs and Excise, prevailing on April 1, 1997, based on Minister of Finance Decree No. 101/KMK.05/1997, March 10, 1997.

3. TRADE SYSTEM

The systems of recording Foreign Trade Statistics apply the General Trade System or the Special Trade System. In the General Trade System, the Bonded Zone is regarded as "*Domestic*", while in the Special Trade System; the Bonded Zone is regarded as "*Abroad*". Since January 2008, the systems of recording import Statistics have applied the General Trade System.

4. COVERAGE

The recording Import Statistics covers all goods entering the Indonesian territory.

5. PARTICULAR CASES

5.1 Part of importation of sea vessels and airplanes and their spare parts are included in the Import Statistics.

5.2 Overseas goods which are processed or modified in Indonesian Country are recorded as importation, although after the goods finish process will return to abroad (re-exports).

5.3 The goods here under are not included in the Import Statistics:

- a. Clothes and jewelry of passengers.
- b. Luggage of passengers of own use, except refrigerators, television sets, etc.
- c. Goods imported for the use of foreign countries representations (embassies).
- d. Goods for expeditions and exhibition shows.
- e. A part of the goods directly imported by armed forces.
- f. Packing's containers to be refilled.
- g. Bank notes and securities.
- h. Sample goods.

6. PROCESSING SYSTEM

The data in this publication covers documents of May, 2014 were received by the BPS to the end of June, 2014. The documents are processed using a carry over system. The deadline for the acceptance of documents of a certain month is one month after the reference period, which means the end of the following month. The documents accepted after the deadline is considered as the document of the following month.

7. COMMODITY CLASSIFICATION

The classification of goods in this publication applies the 2012 Indonesia's Custom Tariff Classification, based on fourth amendment from World Customs Organization (WCO) as an International Organization who arranged the Classification of Harmonized System (HS). Besides applying the HS, the Standard International Trade Classification (SITC) Revised 4 is also applied in the classification of goods.

8. REFERENCE PERIOD

The period of import determination is the date of settlement/completion by the Customs and Excise Officials as stated in the Import documents.

9. COMMODITY VALUATION

The values recorded, are the CIF value (US\$). The exchange rate use for May, 2014, US\$1 = Rp.11.494,-

10. UNIT OF COMMODITY

The net weight imported of goods are present to Kg.

11. COUNTRY OF ORIGIN

Country of origin is the country in which the goods have been produced, after being verified by Customs and Excise Officials, pursuant to the prevailing regulations

DAFTAR ISI/CONTENTS

	Halaman/Page
KATA PENGANTAR/ <i>FOREWORD</i>	iii-iv
PENJELASAN/ <i>EXPLANATORY NOTES</i>	v-viii
DAFTAR ISI/ <i>CONTENTS</i>	ix
RINGKASAN/ <i>SUMMARY</i>	xi-xix
Tabel/ <i>Table</i> I-1. Import Menurut Golongan Barang HS/ <i>Import by HS Commodity Groups</i>	
Menurut 21 Golongan Barang HS/ <i>By 21 HS Commodity Groups</i>	1
Menurut Golongan Barang 2 Dijiit HS/ <i>By Commodity Groups 2 Digit</i>	
<i>Code HS</i>	2
Menurut 40 Golongan Barang HS Terbesar/ <i>By 40 Biggest Commodities</i>	
<i>10 Digit HS Code</i>	4
Tabel/ <i>Table</i> I-2. Impor Menurut Golongan Barang SITC/ <i>Import by SITC Commodity</i>	
<i>Groups</i>	5-10
Tabel/ <i>Table</i> I-3. Impor Menurut Komoditi (HS)/ <i>Import by Commodity (HS)</i>	11-132
Tabel/ <i>Table</i> I-4. Impor Menurut Negara Asal/ <i>Import by Country of Origin</i>	133-136
Tabel/ <i>Table</i> I-5. Impor Menurut Pelabuhan Impor/ <i>Import by Port of Importation</i>	137-140
Tabel/ <i>Table</i> I-6 Impor Menurut Negara Asal dan Lima Golongan Barang (SITC)	
Utama/ <i>Import by Country of Origin and Five Major SITC Commodity</i>	
<i>Group</i>	141-168
Tabel/ <i>Table</i> I-7 Impor Komoditi Tertentu Menurut Negara Asal Utama/ <i>Certain</i>	
<i>Commodities Import by Main Country of Origin</i>	169-172
Tabel/ <i>Table</i> K1 Import Kawasan Berikat Menurut Golongan Barang 2 Dijiit HS/ <i>Bonded</i>	
<i>Zone Import by Commodity 2 Digits HS</i>	173-174
Tabel/ <i>Table</i> K2 Impor Kawasan Berikat Menurut Golongan Barang SITC/	
<i>Bonded Zone Import by SITC Commodity Group</i>	175-179
Tabel/ <i>Table</i> K3 Impor Kawasan Berikat Menurut Negara Asal/ <i>Bonded Zone</i>	
<i>Import by Country of Origin</i>	180-182
Tabel/ <i>Table</i> K4 Impor Kawasan Berikat Menurut Provinsi dan Pelabuhan Impor/ <i>Bonded</i>	
<i>Zone Import by Province and Port of Importation</i>	183

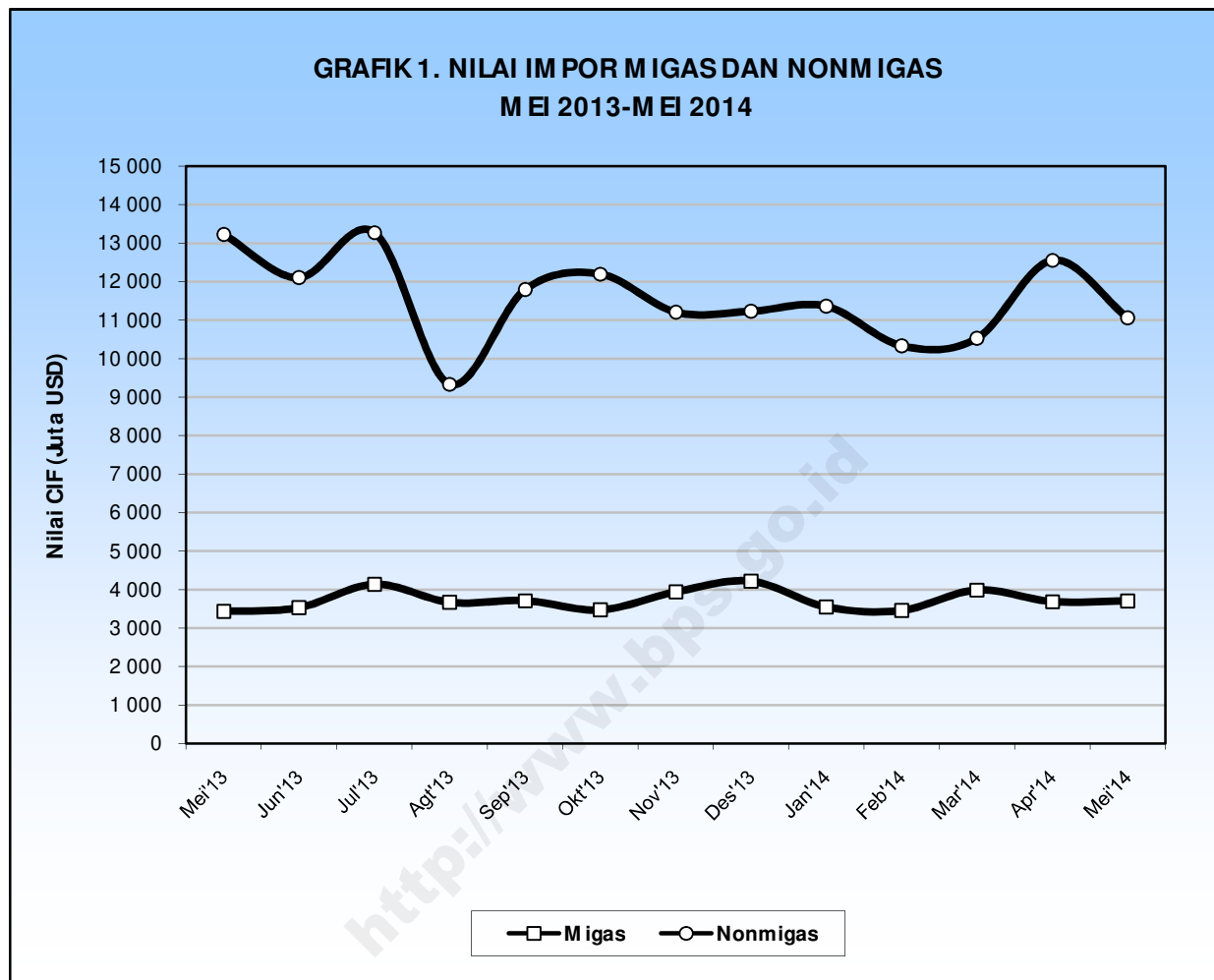
RINGKASAN

Pada Mei 2014 nilai impor mencapai USD14.290,0 juta yang terdiri dari impor melalui Kawasan Berikat sebesar USD1.804,0 juta (12,21 persen) dan di Luar Kawasan Berikat sebesar USD12.966,3 juta (87,79 persen). Nilai impor migas Indonesia mencapai USD3.706,6 juta atau 25,09 persen dari total impor Indonesia. Sedangkan nilai impor nonmigas Indonesia mencapai USD11.063,7 juta dan memberikan peranan sebesar 74,91 persen terhadap total impor Indonesia.

**TABEL 1. IMPOR MIGAS DAN NONMIGAS
MEI 2013 – MEI 2014**

Tahun/ Bulan	Migas		Nonmigas		Total		
	Indonesia	Kawasan Berikat	Indonesia	Kawasan Berikat	Indonesia	Kawasan Berikat	
Nilai CIF (Juta USD)							
2013	Mei	3 435,5	47,5	13 225,0	1 982,9	16 660,5	2 030,4
	Juni	3 531,0	44,0	12 105,0	1 937,6	15 636,0	1 981,6
	Juli	4 137,3	36,9	13 279,7	1 847,8	17 417,0	1 884,7
	Agustus	3 672,0	38,7	9 340,1	1 440,8	13 012,1	1 479,5
	September	3 715,6	10,7	11 794,2	1 710,1	15 509,8	1 720,8
	Oktober	3 473,9	5,8	12 200,1	1 882,4	15 674,0	1 888,2
	November	3 938,9	55,2	11 210,4	1 719,4	15 149,3	1 774,6
	Desember	4 221,6	88,4	11 234,3	1 735,2	15 455,9	1 823,6
2014	Januari	3 550,5	8,7	11 365,7	1 712,0	14 916,2	1 720,7
	Februari	3 457,2	11,8	10 333,5	1 552,8	13 790,7	1 564,6
	Maret	3 994,6	11,9	10 529,1	1 596,5	14 523,7	1 608,4
	April	3 692,8	8,3	12 562,2	2 052,3	16 255,0	2 060,6
	Mei	3 706,6	24,1	11 063,7	1 779,9	14 770,3	1 804,0
Peranan Terhadap Total Impor (%)							
2013	Mei	20,62	2,33	79,38	97,67	100,00	100,00
	Juni	22,58	2,22	77,42	97,78	100,00	100,00
	Juli	23,75	1,96	76,25	98,04	100,00	100,00
	Agustus	28,22	2,62	71,78	97,38	100,00	100,00
	September	23,96	0,62	76,04	99,38	100,00	100,00
	Oktober	22,16	0,31	77,84	99,69	100,00	100,00
	November	26,00	3,11	74,00	99,89	100,00	100,00
	Desember	27,31	4,85	72,69	95,15	100,00	100,00
2014	Januari	23,80	0,51	76,20	99,49	100,00	100,00
	Februari	25,07	0,75	74,93	99,25	100,00	100,00
	Maret	27,50	0,74	72,50	99,26	100,00	100,00
	April	22,72	0,40	77,28	99,60	100,00	100,00
	Mei	25,09	1,34	74,91	98,66	100,00	100,00

Dari total nilai impor migas Indonesia, impor melalui Kawasan Berikat hanya sebesar USD24,1 juta atau 0,65 persen, sedangkan sisanya sebanyak USD3.682,5 juta (99,35 persen) di Luar Kawasan Berikat. Sementara itu, nilai impor nonmigas di Luar Kawasan Berikat mencapai USD9.283,8 juta atau 83,91 persen dan yang melalui Kawasan Berikat sebesar USD1.779,9 juta (16,09 persen).



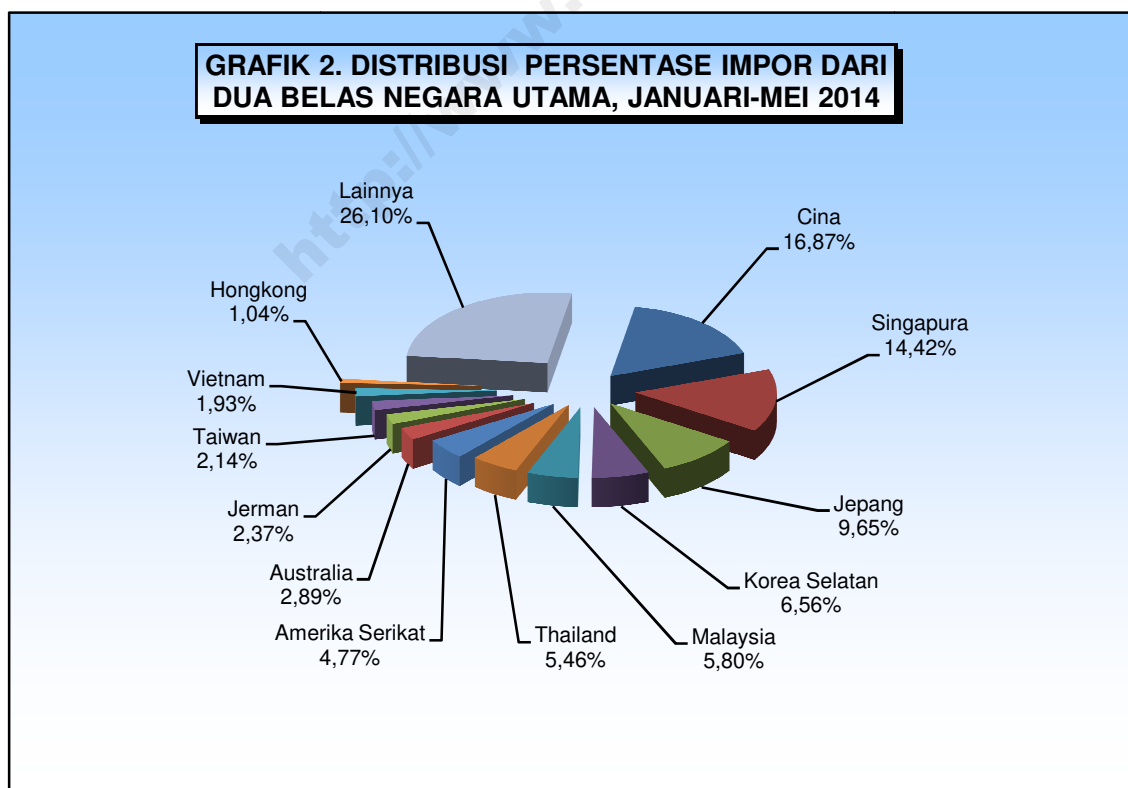
Dilihat dari peranannya, selama tiga belas bulan terakhir impor migas memberikan kontribusi rata-rata 24,52 persen per bulan dan impor nonmigas sebesar 75,48 persen per bulan. Sementara itu, pada Mei 2014 peranan impor migas mencapai 25,09 persen yang berarti angka tersebut berada di atas rata-rata. Sebaliknya peranan impor nonmigas berada di bawah rata-rata, yaitu 74,91 persen.

Dengan diterapkannya Sistem Perdagangan Umum (*General Trade System*) dalam pencatatan statistik impor, secara keseluruhan nilai impor barang yang tercatat mengalami kenaikan yang nyata (signifikan).

**TABEL 2. PERKEMBANGAN IMPOR MIGAS DAN NONMIGAS
JANUARI-MEI 2010-2014**

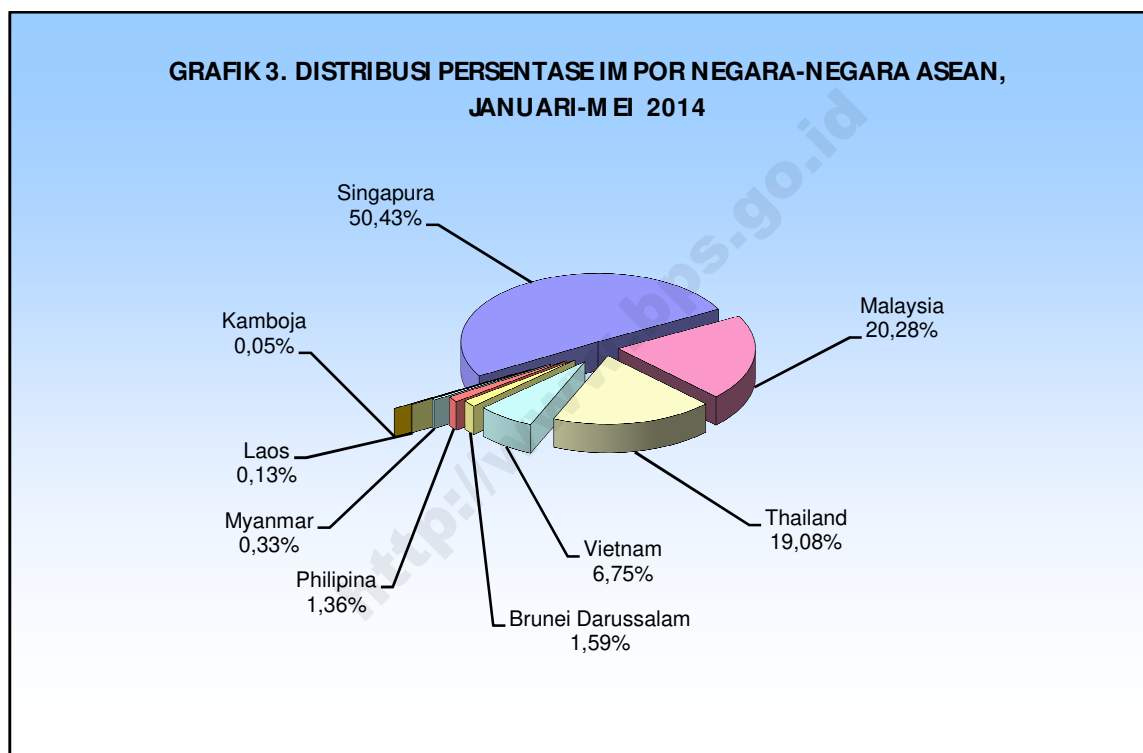
Bulan/ Tahun	Nilai (Juta USD)			Peranan (%)		
	Migas	Nonmigas	Total	Migas	Nonmigas	Total
Jan-Mei:						
2010	10 734,0	40 443,4	51 177,4	20,97	79,03	100,00
2011	15 995,2	52 513,7	68 508,9	23,35	76,65	100,00
2012	18 083,3	61 638,4	79 721,7	22,68	77,32	100,00
2013	18 576,1	60 198,5	78 774,6	23,58	76,42	100,00
2014	18 401,7	55 854,2	74 255,9	24,78	75,22	100,00

Impor Indonesia Januari-Mei 2013 sebesar USD74.255,9 juta atau turun 5,74 persen dibanding periode yang sama tahun sebelumnya. Penurunan tersebut dipicu oleh turunnya impor migas dan nonmigas masing-masing sebesar 0,94 persen (USD174,4 juta) dan sebesar 7,22 persen (USD4.344,3 juta). Dilihat dari nilainya, selama Januari-Mei periode 2010-2014 di dominasi oleh impor nonmigas dengan rata-rata peranan sebesar 76,93 persen per tahun. Dengan demikian dapat disimpulkan bahwa perekonomian Indonesia selama ini masih bertumpu pada impor sektor nonmigas.



Dari keseluruhan nilai impor pada Januari-Mei 2014, 73,90 persen berasal dari dua belas negara utama. Cina menempati posisi pertama, yaitu 16,87 persen dari total impor Indonesia, diikuti oleh Singapura (14,42 persen), Jepang (9,65 persen), Korea Selatan (6,56 persen), Malaysia (5,80 persen), Thailand (5,46 persen), Amerika Serikat (4,77 persen), Australia (2,89 persen), Jerman (2,37 persen), Taiwan (2,14 persen), Vietnam (1,93 persen), dan Hongkong (1,04 persen).

Impor terbesar pada Januari-Mei 2014 berasal dari kelompok sembilan negara APEC Lainnya yakni mencapai 39,85 persen atau sebesar USD29.588,3 juta. Kelompok negara ASEAN berada di urutan berikutnya dengan peranan sebesar 28,59 persen (USD21.228,4 juta), kemudian diikuti kelompok negara Uni Eropa 7,28 persen (USD5.406,7 juta), kelompok negara NAFTA sebesar 5,83 persen (USD4.330,5 juta), sedangkan kelompok negara lainnya menyumbang 18,45 persen (USD13.702,0 juta).



Jika dilihat impor Indonesia dari kelompok ASEAN, selama Januari-Mei 2014 peranan impor yang paling tinggi adalah dari Singapura dengan peranan sebesar 50,43 persen dari total impor ASEAN. Malaysia menempati urutan kedua sebesar 20,28 persen, diikuti oleh Thailand (19,08 persen), Vietnam (6,75 persen), Brunei Darussalam (1,59 persen), dan Philipina (1,36 persen), sementara peranan impor dari Laos, Myanmar, dan Kamboja masih di bawah satu persen.

Dari kelompok negara Uni Eropa, selama Januari-April 2014 peranan impor yang paling tinggi adalah dari Jerman dengan peranan sebesar 32,51 persen dari total impor Uni Eropa. Italia menempati urutan kedua dengan peranan 13,73 persen, diikuti oleh Perancis (11,00 persen), Inggris (6,94 persen), dan Belanda (6,68 persen).

**TABEL 3. NILAI DAN PERANAN IMPOR
DARI KELOMPOK NEGARA ASEAN, NAFTA, DAN UNI EROPA
JANUARI-MEI 2013 DAN 2014**

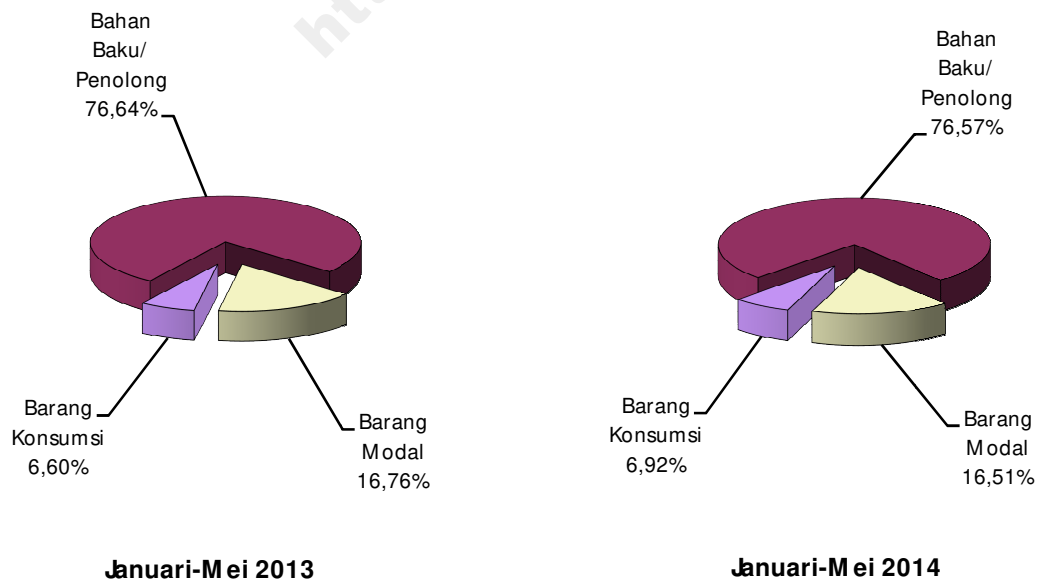
KELOMPOK NEGARA	Januari-Mei 2013		Januari-Mei 2014		Perubahan Jan-Mei 2014 thd Jan-Mei 2013 (%)
	Nilai (Juta USD)	Peranan (%)	Nilai (Juta USD)	Peranan (%)	
APEC					
ASEAN	22 520,5	28,59	21 228,4	28,59	-5,74
Thailand	4 900,5	6,22	4 049,9	5,46	-17,36
Singapura	10 650,8	13,52	10 705,3	14,42	0,51
Philippina	341,7	0,43	289,4	0,39	-15,31
Malaysia	5 227,4	6,64	4 305,9	5,80	-17,63
Myanmar	35,3	0,05	69,4	0,09	96,60
Kamboja	4,8	0,01	9,7	0,01	102,08
Brunei Darussalam	267,1	0,34	336,9	0,45	26,13
Laos	3,1	0,00	27,9	0,04	800,00
Vietnam	1 089,8	1,38	1 434,0	1,93	31,58
NAFTA	4 930,4	6,26	4 330,5	5,83	-12,17
Amerika Serikat	3 839,8	4,88	3 543,8	4,77	-7,71
Kanada	828,6	1,05	703,6	0,95	-15,09
Meksiko	262,0	0,33	83,1	0,11	-68,28
NEGARA APEC LAINNYA	30 424,2	38,62	29 588,3	39,85	-2,75
Jepang	8 203,7	10,41	7 167,4	9,65	-12,63
Hongkong	840,5	1,07	773,5	1,04	-7,97
Korea Selatan	5 252,2	6,67	4 869,3	6,56	-7,29
Taiwan	1 847,2	2,34	1 591,2	2,14	-13,86
Cina	11 995,4	15,23	12 528,1	16,87	4,44
Papua Nugini	7,7	0,01	11,9	0,02	54,55
Australia	1 861,7	2,36	2 148,7	2,90	15,42
Selandia Baru	322,4	0,41	380,8	0,51	18,11
Chili	93,4	0,12	117,4	0,16	25,70
UNI EROPA	6 046,9	7,68	5 406,7	7,28	-10,59
Jerman	2 150,0	2,73	1 757,7	2,37	-18,25
Italia	750,7	0,95	742,5	1,00	-1,09
Perancis	642,8	0,82	594,5	0,80	-7,51
Inggris	445,2	0,57	375,3	0,51	-15,70
Belanda	380,7	0,48	361,1	0,49	-5,15
Finlandia	158,6	0,20	297,6	0,40	87,64
Swedia	410,4	0,52	265,2	0,36	-35,38
Belgia	274,4	0,35	255,1	0,34	-7,03
Spanyol	232,8	0,30	223,3	0,30	-4,08
Austria	160,9	0,20	156,9	0,21	-2,49
Denmark	82,9	0,10	68,5	0,09	-17,37
Cheska	67,4	0,09	63,2	0,08	-6,23
Polandia	53,9	0,07	58,2	0,08	7,98
Irlandia	46,1	0,06	46,9	0,06	1,74
Yunani	49,3	0,06	41,0	0,06	-16,84
Uni Eropa Lainnya	140,8	0,18	99,7	0,13	-29,19
LAINNYA	14 852,6	18,85	13 702,0	18,45	-7,75
TOTAL IMPOR	78 774,6	100,00	74 255,9	100,00	-5,74

**TABEL 4. IM POR M ENURUT GOLONGAN PENGGUNAAN BARANG
JANUARI-M EI 2010-2014**

Bulan/ Tahun	Nilai (Juta USD)				Peranan (%)			
	Barang Konsumsi	Bahan Baku/ Penolong	Barang M odal	Total	Barang Konsumsi	Bahan Baku/ Penolong	Barang M odal	Total
Jan-Mei:								
2010	3 781,3	37 479,1	9 917,0	51 177,4	7,39	73,23	19,37	100,00
2011	5 264,3	51 614,9	11 629,7	68 508,9	7,68	75,34	16,98	100,00
2012	5 597,3	58 171,1	15 953,3	79 721,7	7,02	72,97	20,01	100,00
2013	5 199,4	60 369,0	13 206,2	78 774,6	6,60	76,64	16,76	100,00
2014	5 141,3	56 855,7	12 258,9	74 255,9	6,92	76,57	16,51	100,00

Rata-rata nilai impor Januari-Mei periode 2010-2014 adalah sebesar USD70.487,7 juta dengan rata-rata nilai impor barang konsumsi dan peranannya USD4.996,7 juta (7,12 persen), impor bahan baku/penolong sebesar USD52.898,0 juta (74,95 persen) dan impor barang modal sebesar USD12.593,0 juta (17,93 persen). Jika dibandingkan Januari-Mei 2013, maka nilai impor golongan barang konsumsi, bahan baku/penolong dan barang modal mengalami penurunan masing-masing sebesar 1,12 persen (US\$58,1 juta), 5,82 persen (US\$3.513,3 juta), dan 7,17 persen (US\$947,3 juta).

**GRAFIK 4. PERSENTASE NILAI IM POR INDONESIA
M ENURUT GOLONGAN PENGGUNAAN BARANG
JANUARI-M EI 2013 DAN 2014**



Dilihat dari peranannya selama Januari-Mei periode 2010-2014, rata-rata peranan tertinggi diberikan oleh impor *bahan baku/penolong* yaitu 74,95 persen, diikuti oleh rata-rata impor *barang modal* sebesar 17,93 persen dan rata-rata impor *barang konsumsi* sebesar 7,12 persen. Sementara itu, peran *barang konsumsi* yang tertinggi dicapai di tahun 2011 yaitu sebesar 7,68 persen. Golongan *bahan baku/penolong* memberikan peranan tertinggi di tahun 2013 sebesar 76,64 persen, sedangkan golongan *barang modal* peran tertingginya dicapai pada tahun 2012 sebesar 20,01 persen.

Jika dibandingkan dengan periode yang sama tahun sebelumnya, peranan nilai impor *barang konsumsi* terhadap keseluruhan nilai impor pada Januari-Mei 2014 mengalami peningkatan dari 6,60 persen menjadi 6,92 persen. Sebaliknya impor *bahan baku/penolong* dan *barang konsumsi* mengalami penurunan masing-masing dari 76,64 persen menjadi 76,57 persen dan 16,76 persen menjadi 16,51 persen.

Menurut golongan barang SITC (*Standard International Trade Classification*) 1 digit, kelompok barang utama impor selama Januari-Mei 2014 adalah kelompok *mesin dan alat angkutan* dengan nilai sebesar USD21.952,9 juta dan memberikan peran sebesar 29,56 persen dari total impor Indonesia. Dilihat dari nilainya, terlihat bahwa nilai impor kelompok ini turun 11,23 persen dibandingkan periode yang sama tahun sebelumnya. Demikian juga apabila dilihat dari peranan impor kelompok barang ini mengalami penurunan dari 31,39 persen menjadi 29,56 persen.

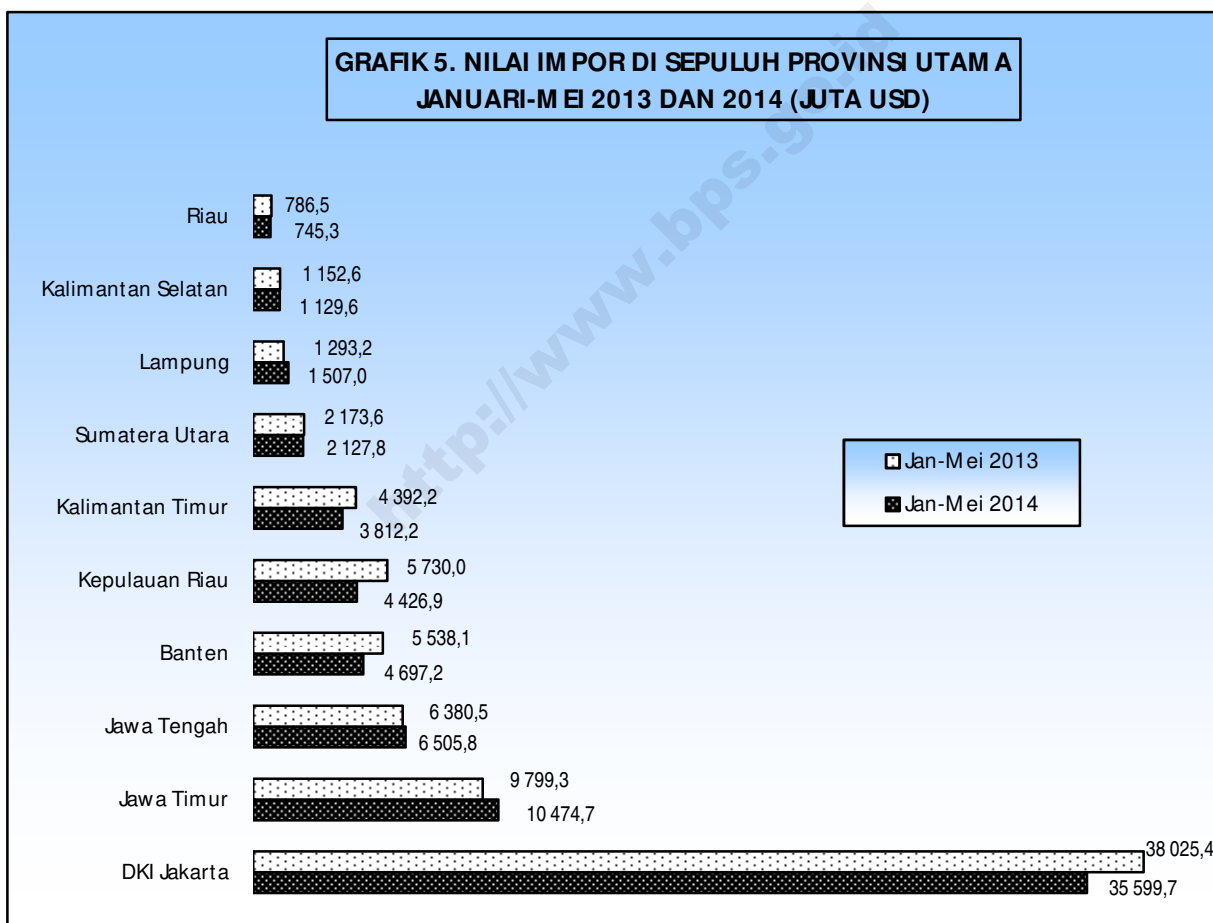
**TABEL 5. IMPOR MENURUT SITC-1 DIJIT
JANUARI-MEI 2013 DAN 2014**

SITC	Januari-Mei 2013		Januari-Mei 2014		Perubahan Jan-Mei 2014 thd Jan-Mei 2013 (%)
	Nilai (Juta USD)	Peranan (%)	Nilai (Juta USD)	Peranan (%)	
0 Bahan Makanan dan Binatang Hidup	5 365,2	6,81	5 808,3	7,82	8,26
1 Minuman dan Tembakau	299,6	0,38	316,2	0,43	5,54
2 Bahan Baku dan Hasil Tambang	3 920,1	4,98	3 967,7	5,34	1,21
3 Minyak dan Bahan Bakar Mineral	18 644,9	23,67	18 588,0	25,03	-0,31
4 Minyak Nabati dan Hewani	83,2	0,10	58,9	0,08	-29,21
5 Bahan Kimia dan produknya	10 111,2	12,84	9 737,5	13,11	-3,70
6 Barang-barang Buatan Pabrik	12 774,3	16,22	11 096,8	14,95	-13,13
7 Mesin dan Alat Angkutan	24 730,2	31,39	21 952,9	29,56	-11,23
8&9 Lainnya	2 845,9	3,61	2 729,6	3,68	-4,09
TOTAL IMPOR	78 774,6	100,00	74 255,9	100,00	-5,74

Impor kelompok barang SITC 1 digit yang terbesar berikutnya adalah *minyak dan bahan bakar mineral* dengan nilai USD18.588,0 juta dengan peran sebesar 25,03 persen, diikuti oleh *barang-barang buatan pabrik* sebesar USD11.096,8 juta (14,95 persen). Selanjutnya *bahan kimia dan produknya* sebesar USD9.737,5 juta (13,11 persen), *bahan makanan dan binatang hidup* sebesar USD5.808,3 juta

(7,82 persen), *bahan baku dan hasil tambang* sebesar USD3.967,7 juta (5,34 persen), *kelompok barang lainnya* sebesar USD2.729,6 juta (3,68 persen), *minuman dan tembakau* sebesar USD316,2 juta (0,43 persen), dan *minyak nabati dan hewani* sebesar USD58,9 juta (0,08 persen).

Selama Januari-Mei 2014, pelabuhan di DKI Jakarta membongkar barang impor terbesar dibanding dengan pelabuhan di provinsi lain, yaitu sebesar USD35.599,7 juta atau 47,94 persen dari total impor Indonesia. Provinsi dengan impor terbesar kedua adalah Jawa Timur yang mencapai USD10.474,7 juta (14,11 persen), diikuti Jawa Tengah USD6.505,8 juta (8,76 persen), Banten USD4.697,2 juta (6,33 persen), Kepulauan Riau USD4.426,9 juta (5,96 persen), Kalimantan Timur USD3.812,2 juta (5,13 persen), Sumatera Utara sebesar USD2.127,8 juta (2,87 persen), dan Lampung US\$1.507,0 juta (2,03 persen). Kemudian nilai impor yang masuk melalui provinsi Kalimantan Selatan dan Riau masing-masing sebesar US\$1.129,6 juta (1,52 persen) dan USD745,3 juta (1,00 persen). Sementara nilai impor ke provinsi lainnya masih berada di bawah USD1,0 miliar.



Dari sepuluh provinsi utama, tiga provinsi diantaranya mengalami peningkatan nilai impor dibanding periode yang sama tahun sebelumnya. Provinsi tersebut, yaitu Jawa Timur sebesar US\$675,4 juta (6,89 persen), Lampung sebesar US\$213,8 (16,53 persen), dan Jawa Tengah sebesar US\$125,3 juta (1,96 persen). Sementara itu, tujuh provinsi lainnya mengalami penurunan nilai impor.

Dari tujuh provinsi utama yang mengalami penurunan nilai impor, provinsi DKI Jakarta mengalami penurunan cukup tinggi, yaitu sebesar US\$2.425,7 juta atau 6,38 persen. Provinsi berikutnya, yaitu Kepulauan Riau sebesar US\$1.303,1 juta (22,74 persen), Banten sebesar US\$840,9 juta (15,18 persen), Kalimantan Timur sebesar US\$580,0 juta (13,21 persen), Sumatera Utara sebesar US\$45,8 juta (2,11 persen), Riau sebesar US\$41,2 juta (5,24 persen), dan Kalimantan Selatan sebesar US\$101,2 juta (10,40 persen).

**TABEL 6. NILAI DAN PERANAN IMPOR MENURUT PROVINSI^{*)}
JANUARI-MEI 2013 DAN 2014**

Provinsi	Januari-Mei 2013		Januari-Mei 2014		Perubahan Jan-Mei 2014 thd Jan-Mei 2013 (%)
	Nilai (Juta USD)	Peranan (%)	Nilai (Juta USD)	Peranan (%)	
Aceh	7,4	0,01	17,6	0,02	137,84
Sumatera Utara	2 173,6	2,76	2 127,8	2,87	-2,11
Sumatera Barat	413,7	0,53	425,8	0,57	2,92
Riau	786,5	1,00	745,3	1,00	-5,24
Jambi	44,0	0,06	110,7	0,15	151,59
Sumatera Selatan	223,5	0,28	157,5	0,21	-29,53
Bengkulu	9,6	0,01	5,5	0,01	-42,71
Lampung	1 293,2	1,64	1 507,0	2,03	16,53
Kepulauan Bangka Belitung	19,2	0,02	15,8	0,02	-17,71
Kepulauan Riau	5 730,0	7,27	4 426,9	5,96	-22,74
DKI Jakarta	38 025,4	48,27	35 599,7	47,94	-6,38
Jawa Barat	740,8	0,94	702,6	0,95	-5,16
Jawa Tengah	6 380,5	8,10	6 505,8	8,76	1,96
Di Yogyakarta	0,4	0,00	0,4	0,00	0,00
Jawa Timur	9 799,3	12,44	10 474,7	14,11	6,89
Banten	5 538,1	7,03	4 697,2	6,33	-15,18
Bali	85,3	0,11	156,2	0,21	83,12
Nusa Tenggara Barat	83,0	0,11	61,2	0,08	-26,27
Nusa Tenggara Timur	213,6	0,27	12,1	0,02	-94,34
Kalimantan Barat	200,6	0,26	237,6	0,32	18,44
Kalimantan Tengah	40,3	0,05	43,1	0,06	6,95
Kalimantan Selatan	1 152,6	1,46	1 129,6	1,52	-2,00
Kalimantan Timur	4 392,2	5,58	3 812,2	5,13	-13,21
Sulawesi Utara	25,4	0,03	72,8	0,10	186,61
Sulawesi Tengah	7,3	0,01	23,0	0,03	215,07
Sulawesi Selatan	787,7	1,00	341,4	0,46	-56,66
Sulawesi Tenggara	190,2	0,24	179,6	0,24	-5,57
Sulawesi Barat	4,5	0,01	4,7	0,01	4,44
Gorontalo	13,5	0,02	44,8	0,06	231,85
Maluku	151,6	0,19	189,4	0,26	24,93
Maluku Utara	2,0	0,00	2,6	0,00	30,00
Papua Barat	24,8	0,03	3,6	0,00	-85,48
Papua	214,8	0,27	421,7	0,57	96,32
TOTAL IMPOR	78 774,6	100,00	74 255,9	100,00	-5,74

Keterangan : *) = melalui pelabuhan bongkar yang terdapat di provinsi

I-1. IMPOR MENURUT GOLONGAN BARANG HS / IMPORT BY HS COMMODITY GROUPS
A. MENURUT 21 GOLONGAN BARANG (HS) / BY 21 HS COMMODITY GROUP
***** MEI / MAY 2014 *****

HS	Uraian golongan barang <i>Group description</i>	Berat bersih / <i>Net weight (Kg)</i>		Nilai / <i>Value C.I.F (U S\$)</i>	
		Bulan ini	Kumulatif	Bulan ini	Kumulatif
		<i>Current month</i>	<i>Cum. Jan. to date</i>	<i>Current month</i>	<i>Cum. Jan. to date</i>
I	Live Animals; Animal Product	78 892 449	350 180 496	270 305 255	1 207 973 219
II	Vegetable Products	1 569 251 338	6 386 210 396	689 631 688	2 965 687 526
III	Fats, Oils, Waxes Of Animal/Vegetable	8 953 598	40 895 169	16 304 647	73 418 412
IV	Foodstuffs,Beverages,Spirits And Tobacco	919 880 327	3 714 027 988	687 370 089	2 863 306 947
V	Mineral Products	5 405 729 156	27 032 580 593	3 871 976 135	19 238 923 657
VI	Prod. Of Chemical Or Allied Industries	1 319 564 728	7 010 640 127	1 374 350 127	7 051 090 606
VII	Plastics, Rubber And Articles There Of	351 851 419	1 759 646 336	792 780 058	4 028 735 233
VIII	Raw Hides, Skins, Leather And Articles	7 504 971	34 726 412	59 403 383	281 507 888
IX	Wood And Its Articles,Plaiting Materials	80 102 624	372 952 715	38 364 146	163 349 759
X	Pulp, Paper And Articles There Of	383 000 629	1 773 179 066	257 589 709	1 271 641 571
XI	Textiles & Textile Articles	180 259 457	870 192 667	759 456 484	3 661 180 797
XII	Footwear, Umbrellas, Artificial Flowers	6 139 472	31 389 725	42 009 755	202 171 648
XIII	Cement, Plaster, Glass, Ceramic Products	163 397 557	835 053 217	88 827 741	438 690 909
XIV	Pearls & Precious/ Semiprecious Stones	326 519	1 253 982	8 416 003	35 363 161
XV	Base Metals And Articles There Of	1 231 037 920	6 390 851 490	1 394 469 878	7 213 111 802
XVI	Machinery,Electric,Electronic Equipments	282 321 673	1 442 660 702	3 454 630 444	18 110 574 722
XVII	Vehicles, Aircraft, And Vessels	162 421 763	584 092 725	593 418 914	3 399 633 807
XVIII	Optical,Photographic,Musical Instruments	7 601 617	42 456 837	163 341 203	916 839 777
XIX	Arms And Amunition; Parts & Accesories	30 942	281 821	5 181 760	97 572 074
XX	Miscellaneous Manufactures Articles.	29 320 407	148 270 378	107 519 093	543 809 411
XXI	Works Of Art,Antiques Special Provisions	9 499 535	51 914 714	94 990 265	491 339 263
TOTAL IMPORT		12 197 088 101	58 873 457 556	14 770 336 777	74 255 922 189

I-1. IMPOR MENURUT GOLONGAN BARANG (HS) / IMPORT BY HS COMMODITY GROUPS
B. MENURUT GOLONGAN BARANG 2 DIJT HS / BY COMMODITY 2 DIGITS HS
***** MEI / MAY 2014 *****

HS	Uraian golongan barang <i>Group description</i>	Berat bersih / <i>Net weight (Kg)</i>		Nilai / <i>Value C.I.F (U S\$)</i>	
		Bulan ini	Kumulatif	Bulan ini	Kumulatif
		<i>Current month</i>	<i>Cum. Jan. to date</i>	<i>Current month</i>	<i>Cum. Jan. to date</i>
01	Live Animals	24 108 609	95 893 016	66 663 168	267 926 591
02	Meat And Edible Meat Offal	10 644 818	45 732 681	45 343 457	193 676 064
03	Fish And Crustaceans	10 815 065	50 266 070	15 880 384	79 311 795
04	Dairy Products, Bird'S Eggs, Natural Honey	31 999 460	151 905 516	127 602 341	607 885 529
05	Products Of Animal Origin	1 324 497	6 383 213	14 815 905	59 173 240
06	Live Trees And Other Plants	98 672	524 212	154 410	732 012
07	Edible Vegetables And Certain Roots And Tubers	68 222 372	381 975 583	49 758 133	278 898 814
08	Edible Fruits And Nuts	43 051 991	249 134 521	66 631 664	349 755 606
09	Coffee, Tea, Mate, And Spices	10 155 283	39 581 144	16 830 446	67 370 612
10	Cereals	1 130 390 835	4 342 904 630	343 902 145	1 351 813 760
11	Products Of The Milling Industry; Malt, Starches	53 868 040	197 717 210	26 227 281	101 644 543
12	Oil Seeds, Oleaginous Fruits; Grains,Seed, Fruits	262 409 705	1 169 894 405	177 431 779	777 083 132
13	Lac; Gums; Resins, Other Vegetable Saps, Extracts	1 053 538	4 339 668	8 685 772	38 151 060
14	Vegetable Plaiting Materials; Vegetable Products	902	139 023	10 058	237 987
15	Animal-Vegetable Oils/ Fats, Their Cleavage Prod.	8 953 598	40 895 169	16 304 647	73 418 412
16	Preparations Of Meat/ Fish/ Crustaceans/ Molluscs	1 207 318	5 630 495	4 237 949	16 892 964
17	Sugar And Sugar Confectionery	323 259 994	1 555 189 222	148 449 383	753 756 035
18	Cocoa And Cocoa Preparations	9 450 246	43 714 859	27 328 230	136 414 964
19	Prep.Of Cereals, Flour, Starch, Milk, Cooks' Prod.	8 384 742	37 319 685	29 709 797	141 909 160
20	Prep. Of Vegetables, Fruits, Nuts, Part Of Plants	8 159 158	38 472 680	12 315 254	52 156 666
21	Miscellaneous Edible Preparations	16 318 007	72 398 363	63 508 313	286 833 124
22	Beverages, Spirit, And Vinegar	17 720 433	57 512 791	13 472 834	42 421 639
23	Residues And Waste From The Food Industries	527 480 086	1 855 498 823	337 774 401	1 158 436 328
24	Tobacco And Manufactured Tobacco Substitutes	7 900 343	48 291 070	50 573 928	274 486 067
25	Salts; Sulphur; Earths, Stone; Lime, Cemen	1 093 044 698	5 410 557 473	109 737 687	481 591 485
26	Ores, Slag, And Ash	95 116 214	1 057 387 322	16 010 372	161 802 776
27	Mineral Fuels/Oils, Prod. Of Their Distillation	4 217 568 244	20 564 635 798	3 746 228 076	18 595 529 396
28	Inorganic Chemicals	312 638 455	1 712 109 504	151 219 227	762 940 372

I-1. IMPOR MENURUT GOLONGAN BARANG (HS) / IMPORT BY HS COMMODITY GROUPS
B. MENURUT GOLONGAN BARANG 2 DIJIT HS / BY COMMODITY 2 DIGITS HS
***** MEI / MAY 2014 *****

HS	Uraian golongan barang Group description	Berat bersih / Net weight (Kg)		Nilai / Value C.I.F (U S \$)	
		Bulan ini	Kumulatif	Bulan ini	Kumulatif
		Current month	Cum. Jan. to date	Current month	Cum. Jan. to date
29	Organic Chemicals	330 296 270	2 025 854 541	534 587 926	2 985 066 283
30	Pharmaceutical Products	1 859 018	9 105 275	52 185 738	259 398 035
31	Fertilizers	517 983 887	2 513 453 917	147 206 632	673 878 364
32	Tanning Or Dyeing Extracts	36 752 536	197 804 027	113 900 863	568 207 874
33	Essential Oils & Resinoids; Perfumery, Cosmetic	10 270 055	46 708 550	89 837 441	437 911 948
34	Soap, Organic Surface-Active Agent, Lubric. Prep.	17 389 619	88 251 269	46 125 054	231 258 777
35	Albuminoidal Substances; Glues; Enzymes	15 276 953	81 787 517	38 677 766	197 541 160
36	Explosives; Pyrotechnic Prod.; Matches;	4 185 480	12 379 609	7 969 361	46 424 587
37	Photographic And Cinematographic Goods	1 020 102	6 045 526	5 381 444	32 405 084
38	Miscellaneous Chemical Products	71 892 353	317 140 392	187 258 675	856 058 122
39	Plastics And Articles Thereof	303 608 247	1 514 250 240	633 037 831	3 195 609 783
40	Rubber And Articles Thereof	48 243 172	245 396 096	159 742 227	833 125 450
41	Raw Hides, Skins, And Leather	4 777 470	22 678 784	41 296 412	202 622 211
42	Articles Of Leather; Saddlery, Travel Goods	2 717 731	12 006 473	17 166 305	75 075 706
43	Furskins And Artificial Fur; Manufact. Thereof	9 770	41 155	940 666	3 809 971
44	Wood And Articles Of Wood; Wood Charcoal	79 932 091	372 256 709	37 857 139	161 039 107
45	Cork And Articles Of Cork	59 795	364 323	304 590	1 749 453
46	Manufact. Of Straw, Plaiting Materials	110 738	331 683	202 417	561 199
47	Pulp Of Wood Or Of Fibrous Cellulosic Material	318 430 580	1 458 260 054	136 042 343	672 666 520
48	Paper & Paperboard; Articles Of Paper Pulp	63 847 141	311 520 174	114 741 250	563 410 243
49	Printed Books, Newspapers, Pictures	722 908	3 398 838	6 806 116	35 564 808
50	Silk	20 769	86 885	49 449	360 984
51	Wool, Fine Or Coarse Animal Hair; Woven Fabrics	646 448	2 378 903	13 866 021	46 231 972
52	Cotton	69 173 994	364 091 808	227 291 601	1 118 208 759
53	Other Vegetable Textile Fibres; Paper Yarns	1 594 526	13 430 256	1 680 077	14 157 505
54	Man-Made Filaments	22 330 935	102 443 621	118 806 656	538 891 976
55	Man-Made Staple Fibres	36 623 450	171 751 769	117 289 513	565 868 806
56	Wadding, Felt, And Non-Wovens	11 164 955	47 106 917	37 338 617	175 817 632
57	Carpets And Other Textile Floor Coverings	1 203 364	5 776 042	3 403 503	13 957 583
58	Special Woven Fabrics; Tufted Textile Fabrics	2 160 403	9 950 105	23 060 348	125 353 833
59	Impregnated, Coated, Covered Textile Fabrics	12 189 683	53 000 357	55 209 673	273 087 903
60	Knitted Or Crocheted Fabrics	16 114 856	70 191 429	115 262 451	565 412 634
61	Articles Of Apparel, Knitted Or Crocheted	2 822 624	10 383 041	17 037 117	84 338 728
62	Articles Of Apparel, Not Knitted Or Crocheted	2 851 150	10 510 795	23 893 852	114 908 446
63	Other Made Up Textile Articles; Worn Clothing	1 362 300	9 090 739	5 267 606	24 584 036
64	Footwear, Gaiters; Parts Of Such Articles	5 066 499	25 830 085	37 970 049	181 995 469
65	Headgear And Parts Thereof	134 810	598 069	1 033 590	5 961 608
66	Umbrellas, Seat-Sticks, Whips, Riding Crops	647 864	3 620 645	752 038	3 783 098
67	Prepared Feathers, Artificial Flowers	290 299	1 340 926	2 254 078	10 431 473
68	Articles Of Stone, Cement, Asbestos, Mica	56 806 073	303 362 821	26 714 037	138 774 807
69	Ceramic Products	72 908 690	370 381 749	29 622 253	146 037 661
70	Glass And Glassware	33 682 794	161 308 647	32 491 451	153 878 441
71	Natural And Cultured Pearls, Precious Stones	326 519	1 253 982	8 416 003	35 363 161
72	Iron And Steel	978 343 547	5 162 543 971	681 360 410	3 538 548 633
73	Articles Of Iron And Steel	145 927 229	690 781 141	325 588 570	1 736 786 413
74	Cooper And Articles Thereof	18 514 331	79 575 841	125 531 723	557 143 611
75	Nickel And Articles Thereof	393 940	1 528 628	3 423 983	25 423 207
76	Aluminium And Articles Thereof	44 966 348	238 820 144	121 317 859	633 084 956
78	Lead And Articles Thereof	6 419 977	36 246 760	14 845 538	85 739 613
79	Zinc And Articles Thereof	11 951 435	60 057 539	27 176 429	134 836 053
80	Tin And Articles Thereof	135 473	1 004 124	1 299 221	8 880 597
81	Other Base Metal; Cermets; And Articles Thereof	663 314	1 734 941	9 601 944	41 495 268
82	Tools, Implements, Cutlery, Spoon & Forks	5 928 459	28 240 920	34 007 614	192 632 001
83	Miscellaneous Articles Of Base Metal	17 793 867	90 317 481	50 316 587	258 541 450
84	Nuclear Reactors, Boilers, Machinery, Parts	212 132 003	1 068 692 047	2 049 469 451	10 626 646 380
85	Electrical Machinery & Equipments	70 189 670	373 968 655	1 405 160 993	7 483 928 342
86	Railway/ Tramway Locomotive, Mechanical Traffic	1 481 611	19 848 824	5 796 538	90 796 942
87	Vehicles Other Than Railway/ Tramway, Parts	66 685 991	340 555 086	490 871 046	2 676 998 046

I-1. IMPOR MENURUT GOLONGAN BARANG (HS) / IMPORT BY HS COMMODITY GROUPS
B. MENURUT GOLONGAN BARANG 2 DIJIT HS / BY COMMODITY 2 DIGITS HS
***** MEI / MAY 2014 *****

HS	Uraian golongan barang <i>Group description</i>	Berat bersih / <i>Net weight (Kg)</i>		Nilai / <i>Value C.I.F (U S \$)</i>	
		Bulan ini <i>Current month</i>	Kumulatif <i>Cum. Jan. to date</i>	Bulan ini <i>Current month</i>	Kumulatif <i>Cum. Jan. to date</i>
88	Aircraft And Its Components	86 409	621 780	31 473 232	233 313 395
89	Ships, Boat, And Floating Structures	94 167 752	223 067 035	65 278 098	398 525 424
90	Optical, Photographic, Cinematographic	5 683 549	32 450 153	143 352 722	819 442 282
91	Clocks And Watches And Parts Thereof	504 874	2 429 700	6 501 933	25 418 729
92	Musical Instruments; Parts And Accessories	1 413 194	7 576 984	13 486 548	71 978 766
93	Arms And Ammunition; Parts And Accessories	30 942	281 821	5 181 760	97 572 074
94	Furniture, Bedding, Mattress Support, Cushion	17 315 101	83 633 923	48 814 145	254 011 785
95	Toys, Games And Sports Requisites; Parts	2 270 929	21 293 459	10 067 585	80 191 951
96	Miscellaneous Manufactured Articles	9 734 377	43 342 996	48 637 363	209 605 675
97	Works Of Arts, Collectors' Piece And Antiques	14 177	226 254	268 989	1 215 929
98	Vehicles In-Ckd And Their Components	9 485 358	51 688 460	94 721 276	490 123 334
TOTAL IMPORT		12 197 088 101	58 873 457 556	14 770 336 777	74 255 922 189

http://www.bps.go.id

I-1. IMPOR MENURUT GOLONGAN BARANG (HS) / IMPORT BY HS COMMODITY GROUPS
C. MENURUT 40 GOLONGAN BARANG (HS) TERBESAR / BY BIG 40 COMMODITIES (HS)
***** MEI/MAY 2014 *****

HS	Uraian golongan barang Group description	Berat bersih / Net weight (Kg)		Nilai / Value C.I.F (U S \$)	
		Bulan ini Current month	Kumulatif Cum. Jan. to date	Bulan ini Current month	Kumulatif Cum. Jan. to date
2710121600	Other motor spirit, unleaded	903 334 687	5 447 982 252	959 754 752	5 762 180 524
2709001000	Crude petroleum oil	1 529 934 347	6 806 211 222	1 296 415 550	5 751 681 432
2710197100	Automotive diesel fuel	503 502 968	3 000 014 010	452 669 186	2 707 195 361
8517120000	Telephones for cellular networks or for other wireless networks	1 247 389	5 796 809	261 246 685	1 326 800 105
2710197200	Other diesel fuel	331 460 750	1 028 520 284	302 863 988	940 620 772
1001991910	Wheat grains without husk, other than seed, for human consumption	599 057 912	2 472 099 781	195 402 831	806 936 665
2304009000	Oil-cake & other solid residues, from extraction of soyabean oil	405 773 905	1 309 792 145	249 172 730	775 880 886
2711130000	Liquid butanes	148 436 623	738 544 502	126 413 103	707 192 734
2711120000	Liquid propane	124 732 982	675 790 373	106 171 591	639 870 376
5201000000	Cotton, not carded/combed.	58 010 456	311 465 808	123 740 412	633 717 514
1201900000	Soya beans, other than seed, whether or not broken	232 466 339	1 031 835 349	141 817 385	614 278 132
1701140000	Other cane sugar, raw, not added flavour/colour	246 600 000	1 309 299 272	107 891 828	599 588 850
7207121000	Slabs of iron/non alloy, containing < 0,25% of carbon, other than square	253 416 719	1 002 621 605	140 313 407	527 699 182
2710127000	Naphtha, reformed and other preparations of a kind used for blending	178 309 478	535 207 408	171 023 227	517 590 332
2902430000	p-Xylene	68 215 795	383 062 986	83 189 026	499 979 673
8542390000	Other electronic integrated circuits	311 992	2 103 521	97 838 067	455 685 062
2710121400	Motor spirit, of RON 90 and above, but below RON 97, unleaded	86 903 179	360 001 702	94 100 523	392 554 259
8471302000	Laptops including notebooks and subnotebooks	751 535	4 519 703	64 961 358	353 355 744
3104200000	Potassium chloride	217 190 449	1 112 852 260	68 172 398	344 637 161
7204490000	Other ferrous waste and scrap :	134 765 650	869 500 331	51 015 081	338 028 204
3902109020	Polypropylene in granule form	41 685 361	215 199 894	63 191 414	328 573 592
2901210000	Ethylene	38 528 269	227 249 242	55 439 914	328 138 461
8517709900	Other aerials or antennae	313 101	1 443 067	28 349 833	312 015 349
7403110000	Refined copper for cathodes and sections of cathodes	10 340 379	43 083 830	72 075 029	311 021 003
1005909000	Other maize (corn), other than seeds	414 061 372	1 111 786 268	106 303 024	276 409 790
0402104100	Milk & cream of fat > 1,5%, in solid form, not added sugar/sweetener, containing	10 852 770	57 670 177	52 319 773	269 443 934
2710198200	Aviation turbine fuel (jet fuel) having a flash point of less than 23-	42 443 460	242 417 169	46 897 128	267 626 305
8517625300	Other transmission apparatus for radio-telephony/radio-telegraphy	49 452	486 971	6 607 452	264 555 843
9801202000	Vehicles of head 8704 with 5 ton < gross weight <= 24 ton, incomplete	4 220 544	24 554 352	40 543 800	239 463 445
0102291090	Live male cattle, not oxen, other than pure-bred breeding animals	19 058 848	82 180 468	53 486 334	232 156 165
8443910000	Part & accessories of printing machinery used for printing by component	852 945	4 106 191	41 198 475	213 521 456
3902309010	Propylene copolymers in granule	24 739 784	124 876 609	41 348 320	211 900 022
2905310000	Ethylene glycol (ethanediol)	36 598 818	193 774 297	38 209 169	210 916 232
8517610000	Base stations	835 929	2 004 693	112 337 732	209 746 511
8471309000	Other portable digital automatic data processing machines, weighing not more than	251 139	1 301 905	29 014 868	202 410 570
4702000000	Chemical wood pulp, dissolving grades.	35 067 497	202 302 506	32 686 603	190 681 667
4703210000	Chemical wood pulp, soda, other than dissolving grades, bleached, containing	48 089 633	243 176 745	38 280 218	190 347 233
7304290010	Unfinished cast iron pipe and unworked pipe end with yield strength less than	32 304 036	117 380 148	40 076 552	186 486 977
1001991990	Other wheat, other than seed, for human consumption	69 661 805	548 307 683	22 842 234	182 461 575
8529909400	Other printed circuit boards; not assembled, for flat panel display	1 535 862	5 998 853	45 543 084	181 514 239

I-2 IM POR M ENURUT GOLONGAN BARANG SITC / IM PORT BY SITC COM M ODITY GROUPS

*** MEI/ MAY 2014 ***

SITC	Uraian golongan barang Group description	Berat bersih / Net weight (Kg)		Nilai / Value C.I.F. (US\$)	
		Bulan ini	Kumulatif	Bulan ini	Kumulatif
		Current month	Cum. Jan. to date	Current month	Cum. Jan. to date
A. By Commodity 1 digit SITC					
0	Food and Live Animals	2 245 415 651	9 078 192 370	1 368 204 448	5 808 245 545
1	Beverages and Tobacco	25 563 895	105 438 560	63 920 126	316 173 734
2	Crude Materials, Inedible	1 873 172 591	9 285 911 869	804 103 071	3 967 734 579
3	Mineral Fuels, Lubricants, etc.	4 215 598 699	20 551 866 491	3 744 824 413	18 588 008 513
4	Animal & Vegetable Oils/Fats	7 802 691	35 491 517	13 409 332	58 933 023
5	Chemicals	1 578 264 255	8 268 824 963	1 909 134 769	9 737 487 031
6	Manufactured Goods	1 716 840 351	9 072 947 836	2 218 945 986	11 096 794 786
7	Machinery and Transportation Equipments	454 899 629	2 080 836 984	4 139 176 937	21 952 934 410
8	Miscellaneous Manufactured Articles	79 529 590	393 942 690	506 903 679	2 719 515 265
9	Special Commodities and Transaction	749	4 276	1 714 016	10 095 303
TOTAL IM PORT		12 197 088 101	58 873 457 556	14 770 336 777	74 255 922 189
B. By Commodity 2 digit SITC					
00	Live animal for food	24 108 609	95 893 016	66 663 168	267 926 591
01	Meat and meat preparations	11 103 846	47 972 227	47 067 640	200 827 438
02	Dairy product and eggs	32 315 167	153 413 664	128 672 314	610 963 855
03	Fish, crustaceans,molluscs and their preparations	11 563 355	53 657 019	18 394 150	89 053 385
04	Cereals and cereal preparations	1 153 401 746	4 456 835 525	360 953 769	1 433 126 367
05	Fruits and vegetables	119 969 279	673 508 339	129 501 249	686 705 893
06	Sugar, sugar preparations, and honey	323 341 807	1 556 137 129	148 890 752	757 396 068
07	Coffee, tea, cocoa, and spices	20 919 861	90 236 758	53 005 658	250 305 703
08	Feeding stuff for animals	527 541 483	1 856 931 356	337 796 174	1 158 995 569
09	Miscellaneous food preparations	21 150 498	93 607 337	77 259 574	352 944 676
11	Beverages	17 663 552	57 147 490	13 346 198	41 687 667
12	Tobacco and tobacco manufactured	7 900 343	48 291 070	50 573 928	274 486 067
21	Hides, skins and furskins	1 620 705	6 281 567	1 451 070	5 688 360
22	Oil seeds, nuts, and kernels	261 972 588	1 166 538 770	175 985 911	766 686 672
23	Crude rubber	27 386 249	147 332 530	56 497 642	318 581 872
24	Wood, lumber, and cork	34 095 220	142 688 451	11 625 957	54 677 851
25	Pulp and waste paper	318 430 580	1 458 260 054	136 042 343	672 666 520
26	Textile fibres and their waste	87 560 569	451 022 754	200 457 986	1 019 956 663
27	Crude fertilizers and crude minerals	847 485 502	3 700 513 031	95 728 975	384 509 681
28	Metalliferous ores and metal scraps	291 839 345	2 200 247 041	101 301 111	637 166 237
29	Crude animals and vegetable materials, nes	2 781 833	13 027 671	25 012 076	107 800 723
32	Coal, coke, and briquettes	171 927 648	872 880 346	24 141 879	137 638 744
33	Petroleum and petroleum products	3 770 471 641	18 259 425 468	3 487 962 446	17 097 113 573
34	Gas; natural and manufactured	273 199 410	1 419 558 151	232 720 088	1 353 162 877
35	Electric Current	0	2 526	0	93 319
41	Animal oils and fats	1 041 875	3 231 541	1 821 146	7 488 830
42	Fixed vegetable oils/fats	4 162 524	19 404 865	7 121 495	29 573 471
43	Animal vegetable oils/fats	2 598 292	12 855 111	4 466 691	21 870 722
51	Organic chemicals	332 649 473	2 037 086 994	512 899 392	2 890 513 225
52	Inorganic chemicals	261 745 587	1 495 514 165	134 351 411	688 450 502
53	Dyeing,tanning, and colouring materials	37 558 313	201 727 733	116 407 745	574 916 496
54	Medical and pharmaceutical products	3 449 913	16 792 819	82 308 128	394 187 201
55	Essential oils and perfumery materials	22 564 228	106 983 795	119 640 988	583 729 402
56	Manufactured fertilizers	516 969 402	2 509 884 718	146 138 175	670 698 408
57	Plastics in primary forms	250 032 888	1 244 891 510	455 968 565	2 325 930 104
58	Plastics in non-primary forms	33 361 584	171 189 316	90 697 316	447 457 223
59	Chemical materials and its products, nes	119 932 867	484 753 913	250 723 049	1 161 604 470
61	Leather, leather med, nes	3 178 983	16 600 395	40 627 045	200 387 032
62	Rubber manufactured, nes	20 580 165	96 837 651	101 531 281	507 489 592
63	Wood and cork manufactured	45 896 666	229 932 581	26 535 772	108 110 709
64	Paper, paperboard, and manufactured thereof	63 089 087	306 672 296	103 690 657	503 547 518
65	Textile yarns, fabrics, and their products	88 415 495	405 586 521	519 958 637	2 451 060 591
66	Non metallic minerals manufactured	414 518 736	2 571 807 490	107 691 441	553 415 479
67	Iron and steel	924 132 473	4 633 848 040	765 523 400	3 919 963 799
68	Non ferrous metals	71 743 911	370 198 430	265 724 339	1 320 511 568
69	Manufactured of metal, nes	85 284 835	441 464 432	287 663 414	1 532 308 498
71	Power generating machine and equipments	43 752 100	220 300 704	346 919 413	1 802 446 543
72	Machinery specialized for particular industry	75 403 640	336 820 636	672 604 881	3 222 707 015
73	Metalworking machinery	9 846 350	70 057 674	110 891 964	679 309 501

I-2 IM POR M ENURUT GOLONGAN BARANG SITC / IM PORT BY SITC COM M ODITY GROUPS

*** MEI / MAY 2014 ***

SITC	Uraian golongan barang Group description	Berat bersih / Net weight (Kg)		Nilai / Value C.I.F. (US\$)	
		Bulan ini	Kumulatif	Bulan ini	Kumulatif
		Current month	Cum. Jan. to date	Current month	Cum. Jan. to date
74	General industrial machinery and equipments	90 760 117	476 794 900	770 889 930	4 106 162 026
75	Office machinery and automatic data processing	7 772 564	34 626 759	251 078 995	1 351 192 341
76	Telecommunication and reproducers apparatus	13 438 452	60 956 036	629 417 659	3 326 813 289
77	Electrical machinery and apparatus	43 209 640	250 046 476	675 994 383	3 630 145 153
78	Road vehicles	75 126 123	388 977 312	579 404 004	3 120 572 482
79	Other transportation equipments	95 590 643	242 256 487	101 975 708	713 586 060
81	Sanitary, plumbing, and fittings	9 110 772	42 102 563	27 078 915	124 131 094
82	Furniture	10 784 682	54 605 079	26 347 345	152 921 875
83	Traveling goods	2 558 645	11 340 554	15 830 844	68 988 975
84	Clothing	9 855 883	39 726 269	60 843 975	288 516 952
85	Footwear	5 066 499	25 830 085	37 970 049	181 995 469
87	Professional, scientific, and contractor instruments	5 104 754	28 798 304	109 885 089	649 611 031
88	Photographic apparatus, equipments and optics	2 170 792	12 324 221	27 174 215	145 392 226
89	Miscellaneous manufactured articles	34 877 563	179 215 615	201 773 247	1 107 957 643
96	Coin; not being legal tender	56	56	33	33
97	Gold; non monetary	693	4 220	1 713 983	10 095 270
TOTAL IM PORT		12 197 088 101	58 873 457 556	14 770 336 777	74 255 922 189
C. By Commodity 3 digit SITC					
001	Live Animals Other Than Fish	24 108 609	95 893 016	66 663 168	267 926 591
011	Meat Of Bovine Animals Fresh, Chilled Or Frozen	7 399 444	32 679 812	35 309 920	154 218 374
012	Other Meat, Other Edible Meat Offal, Fresh, Chilled Or Frozen	3 245 286	13 014 619	10 031 491	39 126 600
016	Meat And Edible Meat Offal, Salted, Dried, Edible Flour Of Meat	88	38 250	2 046	331 090
017	Meat And Edible Meat Offal, Prepared Or Preserved	459 028	2 239 546	1 724 183	7 151 374
022	Milk,cream, And Milk Products Other Than Butter Or Cheese	27 924 804	134 815 091	106 058 550	518 934 984
023	Butter And Other Fats From Milk	2 294 029	9 862 689	11 494 309	48 354 700
024	Cheese And Curds	1 839 481	7 922 674	9 670 717	38 986 625
025	Eggs, Birds, And Egg Yolks; Fresh, Dried Or Otherwise Preserved	256 853	813 210	1 448 738	4 687 546
034	Fish, Fresh, Chilled Or Frozen	9 510 562	45 768 367	9 882 548	51 565 967
035	Fish, Dried Salted Or In Brine; Smoked Fish	2 800	42 945	62 315	513 446
036	Crustaceans, Molluscs, And Aquatic Invertebrates	1 301 703	4 454 758	5 935 521	27 232 382
037	Fish, Crustaceans, Molluscs, And Other Aquatic Invertebrates; Prej	748 290	3 390 949	2 513 766	9 741 590
041	Wheat And Meslin, Unmilled	676 942 962	3 083 434 897	220 764 739	1 007 940 109
042	Rice	34 796 000	126 738 386	13 487 350	53 893 292
044	Maize, Unmilled	414 623 263	1 114 049 142	107 308 039	279 957 468
045	Cereals, Unmilled	4 028 610	18 682 205	2 342 017	10 022 891
046	Meal And Flour Of Wheat And Flour Of Meslin	17 422 316	82 188 706	6 740 996	31 389 012
047	Other Cereal Meals And Flours	72 860	170 134	40 673	149 930
048	Cereal Preparations And Preparations Of Flours/starchs Of Fruit	5 515 735	31 572 055	10 269 955	49 773 665
054	Vegetables, Fresh, Chilled, Frozen Or Simply Preserved	67 276 356	376 840 826	47 326 942	266 149 429
056	Vegetables, Roots And Tubers, Prepared Or Preserved Nes	6 027 545	29 804 223	9 288 906	44 886 683
057	Fruit And Nut; Fresh Or Dried	42 989 831	248 806 565	66 493 109	348 971 754
058	Fruits, Preserved And Preparations	2 186 508	12 895 646	3 102 218	16 508 555
059	Fruit And Vegetable Juices	1 489 039	5 161 079	3 290 074	10 189 472
061	Sugar, Molasses, And Honey	322 064 461	1 550 301 686	144 691 482	735 966 449
062	Sugar Confectionery	1 277 346	5 835 443	4 199 270	21 429 619
071	Coffee And Coffee Substitutes	4 105 174	17 662 507	15 593 948	66 926 312
072	Cocoa	8 008 932	37 362 813	20 835 123	108 602 713
073	Chocolate And Other Food Preparations Containing Cocoa	1 441 314	6 352 046	6 493 107	27 812 251
074	Tea And Mate	2 391 323	8 006 308	3 202 612	16 280 790
075	Spices	4 973 118	20 853 084	6 880 868	30 683 637
081	Feeding Stuff For Animals	527 541 483	1 856 931 356	337 796 174	1 158 995 569
091	Margarine And Shortening	1 144 712	5 369 961	2 877 070	14 330 571
098	Edible Products And Preparations	20 005 786	88 237 376	74 382 504	338 614 105
111	Non-alcoholic Beverages, Nes	17 433 114	56 789 466	12 381 810	40 067 932
112	Alcoholic Beverages	230 438	358 024	964 388	1 619 735
121	Tobacco, Unmanufactured And Refused	7 122 726	41 358 915	45 039 860	230 586 919
122	Tobacco, Manufactured	777 617	6 932 155	5 534 068	43 899 148
211	Hides And Skins, Raw	1 620 692	6 280 905	1 444 920	5 344 134
212	Furskins, Raw	13	662	6 150	344 226
222	Oil Seeds Use For Extraction Ofsoft Fixed Vegetable Oils	261 568 423	1 164 457 501	175 418 759	763 026 257
223	Oil Seeds Use For Extraction Of Other Fixed Vegetable Oils	404 165	2 081 269	567 152	3 660 415
231	Natural Rubber Latex;natural Rubber And Similar Natural Gums	2 887 147	11 651 361	5 047 136	22 554 976

I-2 IM POR M ENURUT GOLONGAN BARANG SITC / IM PORT BY SITC COM M ODITY GROUPS

*** MEI / MAY 2014 ***

SITC	Uraian golongan barang Group description	Berat bersih / Net weight (Kg)		Nilai / Value C.I.F. (US\$)	
		Bulan ini	Kumulatif	Bulan ini	Kumulatif
		Current month	Cum. Jan. to date	Current month	Cum. Jan. to date
232	Synthetic Rubber Latex, Synthetic/reclaimed Rubber	24 499 102	135 681 169	51 450 506	296 026 896
244	Cork,natural,raw And Waste	1 677	29 543	34 365	89 482
245	Fuel Wood And Wood Charcoal	15 080	68 968	12 925	62 765
246	Wood In Chips Or Particles And Waste	1 550 343	6 487 695	491 966	2 148 994
247	Wood In The Rough Or Roughly Squared	21 736 568	81 344 660	2 434 990	9 169 268
248	Wood,simply Worked And Railway Sleeper Of Wood	10 791 552	54 757 585	8 651 711	43 207 342
251	Pulp And Waste Paper	318 430 580	1 458 260 054	136 042 343	672 666 520
261	Silk	1 702	1 727	1 033	14 908
263	Cotton	58 017 399	311 653 502	123 807 608	634 206 753
264	Jute And Other Textile Bast Fibres	72 000	423 394	97 200	470 482
265	Vegetable Textile Fibres,raw Or Processed;waste Of These Fibres	133 641	879 242	248 428	1 336 318
266	Synthetic Fibres Suitable For Spinning	18 418 314	87 282 427	42 467 200	205 172 507
267	Other Man-made Fibres Suitable For Spinning And Waste	10 815 218	50 182 753	32 976 031	172 427 416
268	Wool And Other Animal Hair	102 294	556 477	860 469	6 304 457
269	Old Clothing And Other Old Textile Articles; Rags	1	43 232	17	23 822
272	Fertilizers, Crude	219 525 977	607 276 231	30 381 252	85 657 684
273	Stone, Sand And Gravel	244 830 946	1 156 203 233	12 066 675	55 984 344
274	Sulphur And Unroasted Iron Pyrites	62 691 623	159 240 825	12 501 587	32 561 708
277	Natural Abrasives	677 397	10 441 812	506 631	4 461 904
278	Other Crude Minerals	319 759 559	1 767 350 930	40 272 830	205 844 041
281	Iron Ore And Concentrates	91 755 320	1 018 346 375	13 934 066	128 752 209
282	Waste And Scrap Metal Of Iron/ steel	139 299 045	904 124 519	52 575 646	349 388 551
283	Copper Ores And Concentrates	0	10 281 669	0	22 562 019
284	Nickel Ores And Concentrates	8 122	8 208	15 716	16 277
285	Aluminium Ores And Concentrates	50 893 604	216 776 045	16 867 226	74 613 723
287	Ores And Concentrates Of Basemetals	3 360 062	28 709 728	2 075 561	12 923 167
288	Non-ferrous Base Metal Waste And Scraps	6 523 190	22 000 262	15 832 744	48 906 760
289	Ores And Concentrates Of Precious Metals; Waste,scraps	2	235	152	3 531
291	Crude Animal Materials	1 324 497	6 383 213	14 815 905	59 173 240
292	Crude Vegetable Materials	1 457 336	6 644 458	10 196 171	48 627 483
321	Coals, Pulverized Or Not	158 957 438	801 125 040	20 483 205	116 902 602
322	Briquettes, Lignite And Peat	364 252	1 498 155	93 334	540 766
325	Coke And Semi Coke Of Coal/ lignite/ peat	12 605 958	70 257 151	3 565 340	20 195 376
333	Petroleum Oil, Crude	1 529 934 347	6 806 254 750	1 296 415 550	5 751 737 292
334	Petroleum Products, Refined	2 133 995 457	11 082 852 115	2 126 366 424	11 100 630 688
335	Residual Petroleum Products, And Related Materials	106 541 837	370 318 603	65 180 472	244 745 593
342	Liquefied Propane And Butane	273 169 605	1 414 334 875	232 584 694	1 347 063 110
343	Natural Gas, Liquefied Or Not	37	52	186	379
344	Petroleum Gases And Other Gas	29 706	5 218 636	133 828	6 086 171
345	Coal Gas, Water Gas And Similar Gas	62	4 588	1 380	13 217
351	Electric Currents	0	2 526	0	93 319
411	Animal Oils And Fats	1 041 875	3 231 541	1 821 146	7 488 830
421	Fixed Vegetable Fats And Oils Soft,crude,refined Or Fractioned	3 463 106	16 604 629	5 574 531	24 521 679
422	Fixed Vegetable Fats And Oils Solid,crude,refined Or Fractioned	699 418	2 800 236	1 546 964	5 051 792
431	Animal And Vegetable Oil; Fat Processed And Their Wax	2 598 292	12 855 111	4 466 691	21 870 722
511	Hydrocarbon And Their Halogenated, Nitrated Derivatives	171 775 130	967 889 219	222 330 642	1 294 190 196
512	Alcohols,phenols,phenol-alcohols And Their Halogenated	75 532 037	612 211 404	83 986 688	490 562 074
513	Carboxylic Acids,and Their Anhydrides,halides,peroxides	42 481 012	211 531 991	64 489 273	320 230 145
514	Nitrogen-function Compounds	19 038 346	101 573 468	51 392 520	267 425 158
515	Organo-inorganic And Heterocyclic Compounds	12 668 568	80 028 774	62 821 537	369 823 727
516	Other Organic Chemicals	11 154 380	63 852 138	27 878 732	148 281 925
522	Inorganic Chemical Elements, Oxides And Halogen Salts	143 099 266	719 594 772	82 096 953	389 707 464
523	Metallicsalts And Peroxysalts	116 231 255	761 910 356	49 043 960	280 200 713
524	Other Inorganic Chemicals;chemical Compound Of Precious Metal	2 392 741	13 895 895	2 606 682	13 980 263
525	Radioactive And Associated Materials	22 325	113 142	603 816	4 562 062
531	Synthetic Organic; Colouring Matter	7 192 948	33 915 087	44 448 852	209 476 238
532	Dyeing/tanning Extracts And Synthetic Tanning Materials	503 253	3 203 542	1 234 606	7 493 314
533	Pigments, Paints, Varnishes, And Related Materials	29 862 112	164 609 104	70 724 287	357 946 944
541	Medicinal And Pharmaceutical Products	1 758 455	8 562 649	51 199 959	208 022 987
542	Medicaments, Including Veterinary Medicaments	1 691 458	8 230 170	31 108 169	186 164 214
551	Essential Oils, Perfumes, And Flavour Materials	3 234 661	18 220 432	44 390 182	247 467 430
553	Perfumery, Cosmetics, And Toilet Preparations	7 035 394	28 488 118	45 447 259	190 444 518
554	Soap,cleansing And Polishing Preparations	12 294 173	60 275 245	29 803 547	145 817 454
562	Fertilizers, Manufactured	516 969 402	2 509 884 718	146 138 175	670 698 408

I-2 IM POR M ENURUT GOLONGAN BARANG SITC/ IM PORT BY SITC COM M ODITY GROUPS

*** MEI/ MAY 2014 ***

SITC	Uraian golongan barang Group description	Berat bersih / Net weight (Kg)		Nilai / Value C.I.F. (US\$)	
		Bulan ini	Kumulatif	Bulan ini	Kumulatif
		Current month	Cum. Jan. to date	Current month	Cum. Jan. to date
571	Polymers Of Ethylene In Primary Forms	69 331 036	365 769 495	115 073 240	608 973 221
572	Polimers Of Styrene In Primary Forms	16 848 316	86 871 817	36 648 163	189 299 962
573	Polimers Of Vinyl Chloride In Primary Forms	10 165 178	47 715 850	13 528 484	80 992 050
574	Poliacetals And Polycarbons In Primary Forms	34 496 691	162 035 774	69 385 271	342 791 081
575	Other Plastics In Primary Forms	111 148 018	533 459 189	217 215 171	1 078 360 797
579	Waste And Scrap Of Plastics	8 043 649	49 039 385	4 118 236	25 512 993
581	Tubes, Pipes, And Hoses Of Plastics	2 356 216	11 058 975	10 694 587	54 746 082
582	Plates, Sheets, And Film Of Plastics	30 562 730	157 939 087	78 326 783	385 175 883
583	Monofilament And Rod Of Plastics	442 638	2 191 254	1 675 946	7 535 258
591	Disinfectants, Insecticides, And Fungicides Put In Forms	7 065 551	34 613 117	37 592 520	192 960 712
592	Starches, Inulin, And Wheat Glutenal Buminoidal Substances; Glues	48 360 958	172 552 033	53 589 313	237 920 022
593	Explosive And Pyrotechnic Products	4 157 577	12 302 767	7 725 379	45 614 089
597	Additive For Mineral Oils	8 902 586	45 862 530	32 398 384	163 686 543
598	Miscellaneous Chemical Products	51 446 195	219 423 413	119 417 453	521 419 780
599	Residuall Products Of The Chemical Or Allied Industries, N.e.s	0	53	0	3 324
611	Leathers	3 156 778	16 397 879	39 851 492	197 278 077
612	Manufactures And Composition Leathers	17 952	184 059	403 678	1 912 830
613	Furskins, Tanned Or Dressed	4 253	18 457	371 875	1 196 125
621	Materials Of Rubber	3 543 302	18 136 248	21 059 059	110 631 532
625	Rubber Tyre,tyre Cases,tyre Treads,inner Tubes, And Tyre Flaps	12 986 275	58 156 381	46 297 833	208 149 431
629	Articles Of Rubbers	4 050 588	20 545 022	34 174 389	188 708 629
633	Cork Manufactures	58 118	334 780	270 225	1 659 971
634	Veneers,plywood,improved/reconstituted Wood Worked	44 507 911	221 494 828	18 499 675	88 362 974
635	Wood Manufactures	1 330 637	8 102 973	7 765 872	18 087 764
641	Papers And Paperboards	53 599 064	262 347 447	71 051 525	351 555 090
642	Paper And Paperboard Cut To Size/shape And Article Of Papers	9 490 023	44 324 849	32 639 132	151 992 428
651	Textile Yarns	21 168 517	103 117 639	66 446 591	304 127 558
652	Cotton Fabrics, Woven	8 643 687	40 149 636	93 761 796	435 827 554
653	Fabrics, Woven, Of Man-made Fibres	13 845 412	64 500 231	113 352 085	510 928 953
654	Textile Fabrics, Woven, Other Than Of Cotton Or Man-made Fibre:	688 664	3 497 467	8 577 520	30 998 302
655	Knitted Or Crocheted Fabrics	16 114 856	70 191 429	115 262 451	565 412 634
656	Tulle,lace,embroidery,ribbons,trimmings And Other Small Wares	2 088 612	9 577 505	21 141 891	114 849 823
657	Special Yarns,textile Fabrics	23 297 624	99 705 089	92 715 574	450 185 604
658	Made-up Articles, Wholly/chiefly Of Textile Materials	1 363 878	9 053 419	5 288 848	24 629 425
659	Floor Coverings	1 204 245	5 794 106	3 411 881	14 100 738
661	Lime,cement And Fabricated Construction Materials	280 234 450	1 906 409 985	23 002 765	140 796 648
662	Clay And Refactory Construction Materials	73 464 377	371 362 453	27 344 388	138 366 902
663	Mineral Manufactures	26 881 689	133 684 115	24 614 094	124 506 928
664	Glass	15 117 571	86 427 949	16 290 109	83 903 029
665	Glassware	17 224 237	67 732 576	14 440 945	61 319 219
666	Pottery	1 593 510	6 172 015	771 897	2 941 742
667	Pearl, Precious And Semi Precious Stones	2 902	18 397	1 227 243	1 581 011
671	Pig Iron,spiegeleisen,sponge Iron, And Ferro-alloys	11 240 075	65 440 892	12 426 761	63 046 999
672	Ingots And Other Iron/steel In Primary Forms	301 591 815	1 420 566 878	172 560 416	795 015 311
673	Flat Rolled Products, Not Clad	208 370 793	1 130 455 688	150 421 023	819 703 285
674	Flat Rolled Products, Clad Or Plated	80 151 332	449 829 123	78 149 521	434 585 663
675	Flat Rolled Products And Alloy Steels	64 717 138	320 428 958	77 097 342	378 452 221
676	Iron/steel Bars, Rods, Angels, Shaped And Sections	159 244 691	809 809 663	121 296 130	612 070 058
677	Rail/railway And Tractor Construction Of Iron/steel Materials	1 003 715	6 322 069	1 512 911	10 560 451
678	Wire Of Iron/steel	17 760 013	72 475 671	19 844 016	95 173 566
679	Tubes, Pipes, Hollow Profile, Pipe Fitting Of Iron/steel	80 052 901	358 519 098	132 215 280	711 356 245
681	Silver, Platinum, And Other Metal Of The Platinum Groups	24 983	156 204	1 983 130	8 977 765
682	Copper	16 812 546	73 232 791	113 238 374	509 548 051
683	Nickel	128 391	1 073 835	2 196 891	20 269 271
684	Alumunium	36 100 407	199 431 967	98 153 265	524 672 391
685	Lead	6 403 051	35 950 817	14 490 952	83 391 693
686	Zinc	11 655 802	58 774 387	26 266 641	131 307 499
687	Tin	67 783	367 754	1 154 210	7 789 478
689	Miscellaneous Non-ferrous Basemetals Employed In Metallurgy	550 948	1 210 675	8 240 876	34 555 420
691	Structures And Parts Of Iron/steel Or Aluminium	17 760 751	104 583 432	37 516 228	245 387 866
692	Metal Containers For Storage And Transportations	3 593 958	19 712 641	19 023 946	82 797 955
693	Wire Products And Fencing Grills	5 960 884	37 288 828	12 622 845	69 957 874
694	Nails, Screws, Nuts, Bolts, Rivets Of Iron/steel Or Copper	13 328 559	65 529 261	56 257 205	308 960 858
695	Tools For Used In The Hand Or In Machines	4 527 565	22 287 618	28 642 920	169 378 814

I-2 IM POR M ENURUT GOLONGAN BARANG SITC / IM PORT BY SITC COM M ODITY GROUPS

*** MEI/ MAY 2014 ***

SITC	Uraian golongan barang Group description	Berat bersih / Net weight (Kg)		Nilai / Value C.I.F. (US\$)	
		Bulan ini	Kumulatif	Bulan ini	Kumulatif
		Current month	Cum. Jan. to date	Current month	Cum. Jan. to date
696	Cutlery	1 246 024	5 337 398	5 230 471	22 645 028
697	Household Equipment Of Base Metals	5 376 432	22 956 800	10 995 117	50 287 060
699	Manufactures Of Base Metals	33 490 662	163 768 454	117 374 682	582 893 043
711	Steam And Other Vapour Generating Boilers And Parts	12 962 838	55 454 675	74 082 540	232 971 278
712	Steam Or Other Generating Boilers And Parts	2 159 886	13 626 416	28 027 619	167 602 851
713	Internal Combustion Piston Engines And Parts	13 393 114	73 008 432	128 658 236	716 892 149
714	Engines And Motors, Non-electric And Parts	365 764	2 030 862	14 589 134	125 126 297
716	Rotating Electric Plants And Parts	14 026 992	70 306 189	92 668 005	496 798 739
718	Other Power Generating Machines And Parts	843 506	5 874 130	8 893 879	63 055 229
721	Agricultural Machinery And Parts	2 797 351	16 864 462	17 041 538	111 243 208
722	Tractors	872 728	2 385 902	5 627 144	14 913 688
723	Civil Engineering And Contractor Plants And Equipments/parts	29 836 027	122 298 056	198 742 948	819 570 352
724	Textile/leather Machinery And Parts	8 600 715	38 185 687	94 199 574	386 551 590
725	Papermill/pulpmill Machinery And Paper Cutting Machines	2 036 161	13 491 970	27 244 240	187 784 621
726	Printing/book Binding Machinery And Parts	2 118 835	8 726 909	55 021 737	284 490 208
727	Food Processing Machines And Parts	9 083 825	32 224 278	45 231 072	229 654 424
728	Other Machines And Equipment Specialized For Particular Industry	20 057 998	102 643 372	229 496 628	1 188 498 924
731	Machine Tools By Removing Metal	2 130 607	12 750 258	29 652 999	218 830 266
733	Machine Tool For Working Metals	4 177 618	30 668 345	45 282 383	239 182 279
735	Parts Of Machine Tools	390 007	3 223 512	9 667 246	62 236 764
737	Metalworking Machinery And Parts	3 148 118	23 415 559	26 289 336	159 060 192
741	Heating And Cooling Equipments And Parts	18 304 859	108 900 566	140 666 529	829 785 215
742	Pumps For Liquid And Parts	6 745 301	35 537 227	73 433 260	412 321 517
743	Pumps, Compressors, Fans, Blowers, Centrifuges, And Parts	15 466 195	78 505 504	118 779 627	662 303 470
744	Mechanical Handling Equipments And Parts	20 442 427	104 643 824	112 196 576	537 404 879
745	Other Non-electical Machinery, Tools, And Mechanical Apparatus	4 154 493	22 891 467	73 820 130	379 021 358
746	Ball Or Roller Bearings	4 756 334	25 882 317	37 562 605	206 376 576
747	Taps, Cocks, And Valves For Pipes	6 304 035	30 853 873	76 616 712	423 389 641
748	Transmission Shafts And Cranks	10 351 179	49 385 409	75 687 577	384 501 164
749	Non-electric Parts And Accessories Of Machineries	4 235 294	20 194 713	62 126 914	271 058 206
751	Office Machines	3 911 305	15 475 868	57 266 861	270 333 691
752	Automatic Data Processing Machines And Their Units	2 783 875	14 649 548	157 683 559	909 112 668
759	Parts And Accessories For Machine Of Heading 751 Or 752	1 077 384	4 501 343	36 128 575	171 745 982
761	Television Receivers	1 046 420	5 608 393	24 119 775	121 702 752
762	Radio Broadcast Receivers	223 276	962 294	7 048 673	32 600 250
763	Sound Recorders Or Reproducers	154 874	1 003 803	2 813 636	17 080 939
764	Telecommunication Equipments And Parts	12 013 882	53 381 546	595 435 575	3 155 429 348
771	Electric Power Machinery And Parts	3 785 327	26 747 125	50 293 927	272 429 979
772	Electrical Apparatus For Making And Breaking Electrical Circuits	7 247 213	44 441 607	190 372 917	1 055 895 077
773	Equipment For Distributing Electricity	8 895 904	48 488 740	70 521 489	391 712 860
774	Electrical Apparatus For Medical Purposes And Radiological Appar:	56 117	380 629	4 981 935	32 389 452
775	Household Type, Electrical/ non-electrical Equipments	6 411 992	41 190 786	33 889 612	196 330 361
776	Thermionic, Cold Cathode, And Photo Cathode Valves/tubes	1 467 837	11 077 584	172 951 682	856 058 158
778	Electrical Machinery And Apparatus	15 345 250	77 720 005	152 982 821	825 329 266
781	Passenger Motor Cars	11 727 916	69 519 348	127 571 069	752 397 328
782	Motor Vehicle For The Transportation Of Goods	17 532 188	80 921 121	156 590 015	746 780 430
783	Road Motor Vehicles	2 157 304	7 946 734	19 998 782	69 800 853
784	Parts And Accessories Of The Motor Vehicles	23 124 844	126 026 724	212 343 571	1 211 290 102
785	Motorcycles, Scooters, And Other Cycles Motorized/ non Motorize	18 343 696	91 778 024	57 678 628	305 168 175
786	Trailers And Other Vehicles, Not Motorized	2 240 175	12 785 361	5 221 939	35 135 594
791	Railway Vehicles And Associated Equipments	1 336 924	18 570 926	5 261 582	83 874 327
792	Aircraft And Associated Equipments And Parts	85 967	618 526	31 436 028	231 186 309
793	Ships, Boats, And Floating Structures	94 167 752	223 067 035	65 278 098	398 525 424
811	Prefabricated Buildings	4 892 299	21 001 427	10 415 068	42 578 808
812	Sanitary, Plumbing, Heating, And Lighting Fixtures/fittings	1 319 485	7 525 445	2 158 622	13 448 495
813	Lighting Fixtures And Fittings	2 898 988	13 575 691	14 505 225	68 103 791
821	Furnitures And Parts	10 784 682	54 605 079	26 347 345	152 921 875
831	Travel Goods	2 558 645	11 340 554	15 830 844	68 988 975
841	Men's Coats/jackets, Not Knitted	518 594	1 708 540	5 876 312	29 933 622
842	Women's Coats/jacket, Not Knitted	859 290	2 958 792	10 214 335	44 437 097
843	Men's Coats/jackets, Knitted	155 005	734 404	1 971 619	11 320 873
844	Women's Coats/jackets, Knitted	1 888 462	6 320 847	5 262 679	23 616 146
845	Articles Of Apparel	1 530 028	6 295 022	12 185 155	64 109 286
846	Clothing Accessories Of Textiles Fabrics	723 279	2 887 372	5 422 936	25 860 226

I-2 IM POR M ENURUT GOLONGAN BARANG SITC / IM PORT BY SITC COM M ODITY GROUPS

*** MEI / MAY 2014 ***

SITC	Uraian golongan barang <i>Group description</i>	Berat bersih / Net weight (Kg)		Nilai / Value C.I.F. (US\$)	
		<i>Bulan ini</i>	<i>Kumulatif</i>	<i>Bulan ini</i>	<i>Kumulatif</i>
		<i>Current month</i>	<i>Cum. Jan. to date</i>	<i>Current month</i>	<i>Cum. Jan. to date</i>
848	Articles Of Apparel And Clothing Accessories Of Other Than Textile	4 181 225	18 821 292	19 910 939	89 239 702
851	Footwears	5 066 499	25 830 085	37 970 049	181 995 469
871	Optical Instrument And Apparatus	136 643	626 994	6 509 887	36 666 892
872	Medical Instruments And Appliances	1 573 548	8 597 459	15 086 686	93 508 569
873	Meters And Counters	700 757	3 712 323	13 430 868	78 682 411
874	Measuring, Checking, Analysing, And Controlling Instrument And A	2 693 806	15 861 528	74 857 648	440 753 159
881	Photographic Apparatus And Equipments	141 777	1 126 008	2 613 163	13 661 226
882	Photographic And Chinematographic Supplies	1 019 926	6 044 753	5 367 303	32 347 170
883	Cinematograph Film, Exposed And Developed	176	773	14 141	57 914
884	Optical Goods	504 039	2 722 987	12 677 675	73 907 187
885	Watches And Clocks	504 874	2 429 700	6 501 933	25 418 729
891	Arms And Ammunitions	30 942	623 711	5 181 760	126 777 723
892	Printed Matter	1 480 962	8 246 716	17 856 709	95 427 533
893	Article Of Plastics	19 560 688	94 746 855	81 972 586	401 776 363
894	Baby Carriages, Toys, Games, And Sporting Goods	2 523 474	22 610 181	10 746 775	84 279 085
895	Office And Stationery Supplies	3 091 149	13 722 721	9 386 934	44 218 244
896	Works Of Art, Collectors Pieces And Antiques	14 177	226 254	268 989	1 215 929
897	Jewellery, Goldsmith, Silversmith Wares, And Other Articles	297 611	1 073 556	3 386 052	14 374 118
898	Musical Instrument And Parts/ accessories	1 676 783	8 810 420	23 439 247	129 742 568
899	Other Miscellaneous Manufactured Articles	6 201 777	29 155 201	49 534 195	210 146 080
961	Coin Not Being Legal Tender	56	56	33	33
971	Gold, Non-monetary	693	4 220	1 713 983	10 095 270
TOTAL IMPOR		12 197 088 101	58 873 457 556	14 770 336 777	74 255 922 189

I.3. IMPOR MENURUT KOMODITI / IMPORT BY HS COMMODITY
***** MEI/ MAY 2014 *****

H S	Uraian Komoditi Commodity Description	Berat Bersih / Net Weight (Kg)		Nilai / Value C.I.F (US\$)	
		Bulan ini Current Month	Kumulatif Cum.Jan. to date	Bulan ini Current Month	Kumulatif Cum.Jan. to date
0102291090	Live male cattle, not oxen, other than pure-bred breeding animals	19 058 848	82 180 468	53 486 334	232 156 165
0102299000	Live cattle not male, other than pure-bred breeding animals	5 048 680	13 703 286	13 170 596	35 676 024
0103100000	Live swine, pure-bred breeding animals	0	62	0	14 592
0105119000	Live fowls spec Gallus domesticus, weight <=185g, oth than breeding	0	302	0	5 140
0106190000	Other live mammals	0	152	0	3 446
0106200000	Live reptiles (including snakes and turtles)	0	1 036	0	5 879
0106330000	Live ostriches; emus (Dromalus novaehollandiae)	0	68	0	481
0106390000	Other live birds	1 081	7 149	6 238	51 249
0106900000	Other live animals	0	493	0	13 615
0201200000	Other cuts with bone in of bovine animals, fresh or chilled	685	4 156	5 117	29 514
0201300000	Boneless of bovine animals, fresh or chilled	387 201	2 235 061	2 598 154	13 329 029
0202200000	Other cuts with bone in of bovine animals, frozen	1 145 656	4 814 972	3 536 608	15 820 907
0202300000	Boneless of bovine animals, frozen	5 865 902	25 625 623	29 170 041	125 038 924
0203190000	Other meat of swine, fresh or chilled	7	7	209	209
0203220000	Hams, shoulders and cuts thereof of swine with bone in, frozen	0	8 883	0	51 344
0203290000	Other meat of swine, frozen	21 228	47 103	137 453	270 491
0204220000	Other cuts of sheep, with bone in, fresh or chilled	280	10 715	4 625	107 309
0204230000	Boneless meat of sheep, fresh or chilled	96	3 730	1 592	37 132
0204300000	Carcasses and half-carcasses of lamb, frozen	0	40 530	0	221 572
0204410000	Carcasses and half-carcasses of sheep, frozen	0	103 778	0	528 597
0204420000	Other cuts of sheep with bone in, frozen	10 674	160 160	103 723	957 188
0204430000	Boneless meat of sheep, frozen	16 683	55 935	161 929	444 696
0204500000	Meat of goats, fresh, chilled or frozen	94 294	420 291	410 812	1 986 727
0205000000	Meat of horses, asses, mules or hinnies, fresh, chilled or frozen	6 560	15 200	10 992	25 088
0206100000	Edible offal of bovine animals, fresh or chilled	0	56 806	0	173 670
0206210000	Tongue of bovine animals, frozen	1 010 072	2 983 631	3 040 637	8 802 611
0206220000	Livers of bovine animals, frozen	127 907	855 046	228 899	1 793 709
0206290000	Other edible offal of bovine animals, frozen	1 892 390	7 971 250	5 797 393	23 142 056
0207149900	Cuts & offal of fowl spec Gallus domesticus, not mechanically deboned/separated	0	100	0	1 684
0207420000	Meat and edible offal of ducks, not cut in pieces, frozen	61 815	232 448	127 731	469 868
0208500000	Meat & edible meat offal of reptile (incl. snake & turtles), fresh, chilled or frozen	0	8 000	0	6 000
0208909000	Meat & edible meat offal of other animals, fresh, chilled or frozen	3 280	41 006	5 496	106 649
0210999000	Other meat & edible, incl. frouns & meal salted, in brine, dried or smoked	88	38 250	2 046	331 090
0301119100	Koi carp (Cyprinus carpio)	0	529	0	5 719
0301119590	Arowanas, than not red	0	1 385	0	11 039
0301191000	Live marine ornamental fish, fry	1 313	1 313	13 279	13 279
0301199000	Live marine ornamental fish, other than fry	0	400	0	5 075
0302110000	Trout, fresh or chilled, excluding fillets, livers and roes	6 956	6 956	70 814	70 814
0302140010	Atlantic salmon, excluding fillets, livers and roes, fresh or chilled	28 472	91 233	277 495	890 708
0302430000	Sardines, excl. fillets, livers & roes, fresh or chilled	63 954	79 454	136 554	176 054
0303120000	Other pacific salmon, excl. fillet, liver and roes, frozen	21 050	671 699	147 350	1 341 472
0303130010	Atlantic salmon, excl. fillets, livers and roes, frozen	21 191	195 579	156 813	1 305 577
0303190000	Other salmonidae, excl. fillets, livers and roes, frozen	0	1 311	0	15 026
0303310000	Halibut, excl. fillets, livers and roes, frozen	0	22 386	0	105 665
0303410000	Albacore/longfinned tunas, excl. fillet, livers and roes, frozen	0	44 699	0	99 082
0303420000	Yellowfin tunas, excl. fillet, liver & roes, frozen	6 434	146 405	8 018	805 607
0303430000	Skipjack or stripe-bellied bonito, excl. fillets, livers and roes, frozen	1 228 341	2 127 752	1 447 138	2 798 702
0303440000	Bigeye tunas, excl. fillets, livers and roes, frozen	21 597	21 597	26 920	26 920
0303530000	Sardines, sardinella, brisling or spartexcl. fillets, livers and roes, frozen	3 764 399	13 163 536	2 603 356	9 183 897
0303540010	Mackerel, excl. fillets, livers and roes, frozen	313 360	2 850 220	305 859	4 468 108
0303540020	Pacific mackerel, excl. fillets, livers and roes, frozen	3 515 884	23 089 328	3 039 914	20 141 395
0303550000	Jack and horse mackerel, excl. fillets, livers and roes, frozen	0	27 000	0	63 450
0303570000	Swordfish (xiphias gladius), excl. fillets, livers and roes, frozen	173 100	779 255	1 075 050	5 302 608
0303630000	Cod (gadus morhua, ogac, macrocephalu), excl. fillets, livers and roes, frozen	0	143 462	0	1 359 823
0303670000	Alaska Pollack, excl. fillets, livers and roes, frozen	0	727	0	3 085
0303690000	Other marine fish, excl. fillets, livers and roes, frozen	0	387	0	1 642
0303891400	Savalai hairtails, excl. fillets, livers and roes, frozen	0	6 355	0	26 970
0303891990	Other marine fish, excl. fillets, livers and roes, frozen	0	313 694	0	463 539
0303892900	Other fish, not marine fish, excl. fillets, livers and roes, frozen	0	375 577	0	601 333
0303902000	Roes of fish, frozen	0	2 346	0	28 271
0304410000	Fillets of Pacific, Atlantic and Danube salmon, fresh or chilled	0	6	0	253
0304520000	Salmonidae meat (whether or not minced), fresh or chilled	395	395	12 454	12 454
0304790000	Other fish fillets of family bregmacerotidae, etc., frozen	0	959	0	4 070
0304810010	Frozen fillets of red salmon	0	80	0	2 492
0304830000	Frozen fillets of flat fish	20 000	120 000	25 000	150 001
0304870000	Frozen fillets of tunas, skipjack or stripe-bellied bonito	16 239	141 556	169 342	494 125
0304890000	Frozen fillets of other fish	0	10 203	0	65 921
0304990010	Meat of tuna loin and skipjack, (whether or not minced), frozen	24 816	28 223	78 731	114 101

I.3. IMPOR MENURUT KOMODITI / IMPORT BY HS COMMODITY
***** MEI / MAY 2014 *****

HS	Uraian Komoditi Commodity Description	Berat Bersih / Net Weight (Kg)		Nilai / Value C.I.F (US\$)	
		Bulan ini Current Month	Kumulatif Cum.Jan. to date	Bulan ini Current Month	Kumulatif Cum.Jan. to date
0304990090	Meat of other fish,(whether or not minced), frozen	283 061	1 302 360	288 461	1 407 690
0305100000	Flours, meals, and pellets of fish, fitfor human consumption	2 800	7 520	62 315	131 581
0305620000	Cod, salted but not dried/smoked & inbrine, other than edible fish	0	405	0	18 591
0305710000	Shark fins, fit for human consumption	0	4 842	0	111 366
0305721000	Fish maws, fit for human consumption	0	30 178	0	251 908
0306110000	Rock lobsters and other sea crawfish,frozen, fit for human consum	21 936	175 786	152 330	1 565 378
0306120000	Lobsters, frozen, fit for humanconsumption	0	7 240	0	104 792
0306149000	Other crabs, frozen, fit for humanconsumption	393 136	1 667 003	2 948 783	16 075 159
0306160000	Cold water shrimps and prawns, frozen,fit for human consumptio	143 680	568 622	688 234	2 611 013
0306171020	Giant tiger prawns headless, frozen, fitfor human consumption	0	61 414	0	653 958
0306171090	Other giant tiger prawns, frozen, fitfor human consumption	0	27 246	0	371 722
0306172020	Whiteleg shrimps headless with tail,frozen, fit for human consump	0	14 750	0	213 450
0306172090	Other whiteleg shrimps, frozen,fit for human consumption	57 764	112 410	910 370	1 545 021
0306179000	Other shrimps and prawns, frozen,fit for human consumption	0	47 019	0	517 269
0306222000	Lobsters (homarus spp),oth than breeder, live	191	1 662	4 509	40 625
0306249100	Crabs, dried, in airtight container, notfrozen	0	820	0	1 230
0306249990	Crabs, dried, not boiled, not inairtight container, not frozen	0	5 110	0	70 913
0306272200	Whiteleg shrimps,other than breeder, live	17 000	26 079	326 400	557 701
0306272900	Other shrimps and prawns, other thanbreeder, live	0	73	0	986
0306299100	Crustaceans, flours, meal and pelletsin airtight containers	0	3 940	0	61 360
0306299900	Crustaceans, flours, meal and pellets,in other than airtight contain	500	5 730	11 889	105 594
0307191000	Oysters, frozen	0	29 388	0	166 282
0307211000	Scallops, live	0	37	0	384
0307291000	Scallops, frozen	193 196	499 380	423 297	1 078 980
0307292000	Scallops, dried, salted or in brine,smoked	0	2	0	67
0307491000	Cuttle fish and squid, frozen	474 300	1 087 191	469 709	1 313 382
0307591000	Octopus, frozen	0	73 612	0	85 862
0307791000	Clams, cockles and ark shells; frozen	0	40 000	0	87 680
0308901000	Oth aquatic invertebrates oth thancrustaceans and molluscs, live	0	244	0	3 574
0401101000	Milk&cream of a fat <=1%, not addedsugar/ sweet,not concentrate	20 160	58 831	20 362	61 300
0401109000	Milk&cream of a fat <=1%, not addedsugar/ sweet, not in liquid for	191	867	657	6 956
0401201000	Milk&cream of 1%?a fat_6%, not addedsugar/ sweet,not concentr	42 024	95 604	47 904	110 616
0401209000	Milk&cream of 1%?a fat_6%, not added sugar/oth sweet, not in lic	0	84	0	472
0401401000	Milk&cream of 6%?a fat_10%, not addedsugar/ sweet,not concentr	20 160	40 320	20 362	40 724
0401409000	Milk&cream of 6%?a fat_10%, not addedsugar/ sweet, in other for	259 409	911 087	832 206	2 806 953
0401501000	Milk and cream of a fat >10%, not addedsugar/ sweet,not concentr	212 280	337 880	507 012	818 232
0401509000	Milk and cream of a fat >10%, not addedsugar/ sweet, not in liquid	104 328	609 763	303 673	1 919 174
0402104100	Milk&cream of fat_1,5%,in solid form, noadded sugar/ sweet, cont	10 852 770	57 670 177	52 319 773	269 443 934
0402104900	Milk&cream of fat_1,5%,in solid form, noadded sugar/ sweet, cont	25 000	525 000	120 050	2 417 675
0402109100	Milk&cream of fat_1,5%,in solid form,added sugar/ sweet, contain	248 475	6 041 525	1 177 772	26 448 864
0402109900	Milk&cream of fat_1,5%,in solid form,added sugar/ sweet, contain	11 194	157 569	60 050	794 749
0402212000	Milk&cream fat >1,5%,in solid form, notadded sugar/ sweet, conta	2 535 025	12 604 452	13 007 382	64 707 502
0402219000	Milk&cream fat >1,5%,in solid form, notadded sugar/ sweet, conta	1 824 192	5 853 158	9 491 548	30 002 741
0402299000	Milk&cream fat >1,5%,in solid form,added sugar/ sweet, contain v	240 308	1 355 210	2 079 795	10 669 013
0402910000	Other milk&cream, not containing addedsugar/ other sweetening	119 215	144 215	530 345	654 095
0402990000	Other milk&cream, containing addedsugar/ other sweetening	575 379	2 496 680	588 465	2 587 307
0403102000	Yoghurt in liquid form,whether/ notcondensed,contain flavour/not	40	80	6 264	12 430
0403109000	Yoghurt in not liquid form, containfruits,nuts, cocoa, flavour/not	0	3 895	0	26 991
0403901000	Buttermilk, concentrated/ add sugar/ sweetcontaining fruits,nuts, c	501 100	2 524 150	2 199 046	10 676 956
0403909000	Curdled milk&cream,kephir&oth fermented/ acidified milk&cream	0	13 176	0	82 080
0404100000	Whey& modified whey, whether/ notconcentrated/ added sugar/ sw	9 644 075	39 838 532	20 047 986	83 439 910
0404900000	Products consist natural milk;whether/ not added sugar/ sweet, n.e	322 889	1 224 065	1 332 727	5 098 714
0405100000	Butter	1 493 622	5 627 943	6 627 351	23 811 421
0405901000	Anhydrous butterfat	774 927	4 189 666	4 683 056	24 208 949
0405902000	Butter oil	19 600	39 200	141 510	291 938
0405909000	Other fats and oils derived from milk	5 880	5 880	42 392	42 392
0406101000	Fresh (unripened or uncurd) cheese,including whey cheese	659 354	3 570 493	3 007 854	15 996 976
0406201000	Grated/ powdered cheese,of all kinds,in packages of a gross weight	86 253	175 864	660 858	1 515 083
0406209000	Grated/ powdered cheese,of all kinds,in packages of a gross weight	40 353	521 281	232 287	2 409 549
0406300000	Processed cheese,not grated or powdered	480 512	1 476 201	2 732 894	8 329 135
0406900000	Other cheese	573 009	2 178 835	3 036 824	10 735 882
0408110000	Egg yolks, whether/ not containing addedsugar/ oth sweetening, di	44 751	174 191	212 566	849 716
0408190000	Egg yolks, whether/ not containing addedsugar/ oth sweetening, ot	9 000	35 994	21 420	84 615
0408910000	Birds' eggs, not in shell, whether/ notcontaining added sugar/ swee	189 759	532 213	1 098 602	3 129 757
0409000000	Natural honey	64 226	868 525	411 348	3 487 093
0410009000	Other edible products of animal origin,not elsewhere specified or i	0	2 910	0	165 635
0501000000	Human hair, unworked, whether or notwashed or scoured; waste	14 060	86 766	3 977 860	15 437 101
0502100000	Pigs', hogs' & boars' bristles and hair and waste thereof	2 000	27 533	18 448	77 648

I.3. IMPOR MENURUT KOMODITI / IMPORT BY HS COMMODITY
***** MEI / MAY 2014 *****

HS	Uraian Komoditi Commodity Description	Berat Bersih / Net Weight (Kg)		Nilai / Value C.I.F (US\$)	
		Bulan ini Current Month	Kumulatif Cum.Jan. to date	Bulan ini Current Month	Kumulatif Cum.Jan. to date
0502900000	Badger hair and other brush making hair and waste thereof	64 415	388 543	503 128	2 673 868
0505101000	Duck feathers and down, of a kind used for stuffing	136 642	465 904	7 350 526	29 218 913
0505109000	Feathers and down other than duck, of a kind used for stuffing	10 788	19 486	1 249 517	2 339 797
0505901000	Duck feathers and down, used other than for stuffing	12 167	34 833	493 105	1 472 742
0505909000	Other skins & parts of birds; powder & waste of feather, used other than	0	616 771	0	601 409
0506100000	Ossein and bones treated with acid	0	2	0	337
0506900000	Other bones & horn-cores, degelatinised; powder and waste of the	0	1	0	2
0507109000	Ivory other than Rhinoceros horns; ivory powder and waste thereof	31	31	170	170
0507901000	Horns, antlers, hooves, nails, claws & beaks, unworked/ simply prepared	34	34	187	187
0508002000	Shells of molluscs, crustaceans/ echinoderms, unworked/ simply prepared	0	54 904	0	167 699
0508009000	Cuttle-bone, unworked/ simply prepared not cut to shape, powder &	0	40 329	0	20 267
0511100000	Bovine semen	62	172	43 344	103 131
0511910030	Artemia egg (brine shrimp egg)	3 520	43 818	7 040	1 932 018
0511910040	Fish skin	0	5 738	0	46 908
0511910090	Other product of fish or crustaceans, molluscs or other aquatic invertebrates	36 371	169 091	26 482	106 682
0511993000	Natural sponges	0	90	0	14 950
0511999000	Other animal products not elsewhere specified or included	1 044 407	4 429 167	1 146 098	4 959 411
0601100000	Bulbs, tubers, tuberous roots, corms, crowns & rhizomes, dormant	1 467	21 628	1 490	63 850
0601209000	Bulbs, tubers, tuberous roots, corms, crowns & rhizomes, in growth/	0	34 542	0	80 677
0602102000	Unrooted cuttings and slips of rubber trees	0	88	0	521
0602109000	Unrooted cutting and slips of other plants	81	992	501	2 906
0602902000	Orchid seedlings	0	803	0	15 955
0602909000	Other live plants (including their roots), cuttings & slips; mushroom spawn	70 020	367 659	46 032	159 537
0603140000	Chrysanthemums, fresh flowers of a kind suitable for bouquets or arrangements	108	216	2 589	5 145
0603190000	Other fresh flowers of a kind suitable for bouquets or ornamental purposes	0	5 431	0	108 602
0603900000	Cut flowers & flower buds for bouquets or ornamental, dried, dyed, bleached	276	2 272	1 518	4 484
0604201000	Mosses and lichens, of a kind suitable for bouquets or ornamental, fresh	14 560	41 200	72 744	198 036
0604209000	Foliage, branches & other parts of plants, grasses, for bouquets or ornamental	0	3 002	0	6 119
0604901000	Mosses & lichens, for bouquets or ornamental, other than fresh	3 200	3 200	15 200	15 200
0604909000	Foliage, branches & other part plant, grasses, for bouquets or ornamental	8 960	43 179	14 336	70 980
0701100000	Potatoes seed, fresh or chilled	0	2 084 450	0	2 048 782
0701900000	Potatoes, other than seed, fresh or chilled	5 726 382	15 644 797	3 264 308	9 346 587
0702000000	Tomatoes, fresh or chilled	4 166	22 798	16 681	102 867
0703101900	Onions, other than bulbs for propagation, fresh or chilled	8 138 339	34 357 505	4 075 927	17 699 655
0703102900	Shallots, other than bulbs for propagation, fresh or chilled	5 158 800	52 506 824	1 107 340	21 347 907
0703209000	Garlic, other than bulbs for propagation, fresh or chilled	25 068 723	170 979 652	17 705 670	123 615 183
0703909000	Leeks & other alliaceous vegetables, other than bulbs for propagation, fresh	92	8 674	369	15 479
0704101000	Cauliflowers, fresh or chilled	27 798	126 410	30 103	176 335
0704102000	Headed broccoli, fresh or chilled	76 833	430 830	95 624	660 783
0704200000	Brussels sprouts, fresh or chilled	95	533	379	2 403
0704901100	Cabbages, round (drumhead), fresh or chilled	54 576	275 575	30 828	166 964
0704901900	Cabbages, other than round (drumhead), fresh or chilled	322	6 459	1 289	16 168
0704909000	Kohlrabi, kale and similar edible brassicas, fresh or chilled	69 447	396 018	127 782	737 434
0705110000	Cabbage lettuce (head lettuce), fresh or chilled	3 720	18 873	6 615	29 303
0705190000	Other lettuce, fresh or chilled	7 865	57 269	18 872	136 613
0706101000	Carrots, fresh or chilled	1 913 400	13 040 951	1 758 152	12 533 312
0706900000	Salad beetroot, salsify, celeriac, radishes & similar edible roots, fresh	27	12 506	110	13 345
0707000000	Cucumbers and gherkins, fresh or chilled	144	619	581	2 783
0708100000	Peas (Pisum sativum), shelled/ unshelled, fresh or chilled	461 294	1 620 064	255 039	788 575
0708900000	Other leguminous vegetables, shelled/ unshelled, fresh or chilled	17 294	39 200	23 392	76 844
0709400000	Celery other than celeriac, fresh or chilled	18 025	71 956	39 195	163 294
0709510000	Mushrooms of the genus Agaricus, fresh or chilled	1 406	7 984	3 128	19 189
0709591000	Truffles, fresh or chilled	0	80 367	0	169 759
0709599000	Other mushrooms, fresh or chilled	116 786	487 177	263 782	1 269 603
0709601000	Chillies (fruits of genus Capsicum), fresh or chilled	0	14 707	0	24 936
0709700000	Spinach, New Zealand spinach & orach spinach (garden spinach), fresh	6 217	34 221	11 105	57 557
0709990000	Other vegetables, fresh or chilled	16 038	93 853	29 858	154 140
0710100000	Potatoes (uncooked or steamed/ boiled/ cooked), frozen	0	54 007	0	17 919
0710210000	Peas (Pisum sativum), shelled/ unshelled, uncooked or steamed/ boiled	93 150	382 910	117 550	476 140
0710220000	Beans (Vigna spp./ Phaseolus spp.), shelled/ unshelled, uncooked/ steamed	0	3 092	0	14 428
0710300000	Spinach, New Zealand spinach and orach spinach (garden spinach), frozen	4 647	18 973	13 089	53 077
0710400000	Sweet corn, uncooked/ steamed/ boiled, frozen	85 018	468 442	86 801	480 803
0710800000	Other vegetables, uncooked/ steamed/ boiled, frozen	19 891	58 442	25 152	90 919
0710900000	Mixtures of vegetables, uncooked/ steamed/ boiled, frozen	80 061	448 773	74 061	435 265
0711209000	Olives, provisionally preserved in other preservative solutions	148	8 647	1 523	18 371
0711401000	Cucumber & gherkins, provisionally preserved by sulphur dioxide gas	0	4 457	0	5 800
0711902000	Chillies (fruits of genus Capsicum), provisionally preserved	680 829	2 333 343	785 795	2 629 612
0711903900	Capers, provisionally preserved in other preservative solutions	0	2 549	0	8 638

I.3. IMPOR MENURUT KOMODITI / IMPORT BY HS COMMODITY
***** MEI/MAY 2014 *****

HS	Uraian Komoditi Commodity Description	Berat Bersih / Net Weight (Kg)		Nilai / Value C.I.F (US\$)	
		Bulan ini	Kumulatif	Bulan ini	Kumulatif
		Current Month	Cum.Jan. to date	Current Month	Cum.Jan. to date
0711909000	Other vegetables, provisionally preserved other than by sulphur dioxide	9 600	137 319	9 659	84 451
0712200000	Onions, dried, whole, cut, sliced, broken/in powder, but not further prepared	458 184	1 617 722	1 395 842	4 987 644
0712310000	Mushrooms of genus Agaricus, dried, whole, broken/powder, but not further prepared	0	2 790	0	10 266
0712320000	Wood ears (Auricularia spp.), dried, whole, broken/powder, but not further prepared	32 575	150 378	35 023	205 777
0712330000	Jelly fungi, dried, whole, cut, broken/in powder, but not further prepared	0	24 820	0	35 916
0712391000	Truffles, dried, whole, cut, sliced, broken/in powder, but not further prepared	17 022	68 239	45 257	155 056
0712392000	Shiitake (dong-gu), dried, whole, cut, slice, broken/powder, but not further prepared	6 386	33 344	5 325	38 898
0712399000	Other mushrooms, dried, whole, cut, slice, broken/powder, but not further prepared	26 349	121 344	42 596	211 833
0712901000	Garlic, dried, whole, cut, sliced, broken/in powder, but not further prepared	241 802	1 420 957	386 134	2 116 729
0712909000	Other vegetables/mix of vegetables, dried, whole, broken/powder, but not further prepared	235 194	1 976 710	599 178	5 318 061
0713109000	Peas (pisum sativum), dried, shelled, whether/not skinned/split, other than for sowing	3 014 660	7 253 815	1 263 104	2 942 449
0713209000	Chickpeas (garbanzos), dried, shelled, whether/not skinned, other than for sowing	15 786	147 715	23 392	175 602
0713319000	Beans (Vigna mungo hepper/Vigna radiata wilczek), dried, shelled, other than for sowing	12 813 038	54 812 349	13 348 233	54 669 640
0713329000	Small red (Adzuki) beans, dried, shelled, whether/not skinned, other than for sowing	24 000	546 000	43 416	184 756
0713339000	Kidney beans, including white pea beans, dried, shelled, other than for sowing	0	1 589 880	0	846 184
0713359000	Cow peas, dried, shelled, whether/not skinned/split, other than for sowing	120 000	1 647 000	83 700	955 373
0713399000	Other beans, dried, shelled, whether/not skinned/split, other than for sowing	168 410	1 900 660	147 896	1 159 689
0713409000	Lentils, dried, shelled, whether/not skinned/split, other than for sowing	155	1 235	606	4 260
0713509000	Broad beans & horse beans, dried, shelled, whether/not skinned, other than for sowing	2 536 030	9 569 425	1 711 387	6 424 678
0713909000	Other dried leguminous vegetables, shelled, whether/not skinned, other than for sowing	637 254	2 622 199	619 051	2 522 549
0714201000	Sweet potatoes, frozen	169	21 558	228	38 064
0714901900	Sago pith, not frozen	0	9 989	0	11 466
0714909900	Arrowroot, salep, Jerusalem artichokes, root with high starch/inulin, raw	14 225	96 228	28 006	192 701
0801110000	Coconuts, desiccated, dried	20 821	81 783	74 313	304 500
0801190000	Coconuts, other than desiccated & in the inner shell, fresh/dried, whether in shell or not	45 980	204 668	41 072	137 120
0801220000	Brazil nuts, shelled, fresh or dried	125	125	1 286	1 286
0801310000	Cashew nuts, in shell, fresh or dried	34 920	34 920	36 666	36 666
0801320000	Cashew nuts, shelled, fresh or dried	112 862	475 504	508 575	1 955 444
0802110000	Almonds, in shell, fresh or dried	11 350	33 720	63 787	189 506
0802120000	Almonds, shelled, fresh or dried	17 326	304 771	123 347	2 390 660
0802220000	Hazelnut/filberts, shelled, fresh/dried	0	2 000	0	16 100
0802320000	Walnuts, shelled, fresh or dried	12 500	25 000	135 000	265 875
0802410000	Chestnuts (Castanea spp.), in shell, fresh or dried	844	28 388	2 164	71 111
0802420000	Chestnuts (Castanea spp.), shelled, fresh or dried	0	11 103	0	21 536
0802510000	Pistachios, in shell, fresh or dried	22 600	33 740	15 472	22 936
0802520000	Pistachios, shelled, fresh or dried	0	28 809	0	82 104
0802610000	Macadamia nuts, in shell, fresh or dried	998	998	15 792	15 792
0802620000	Macadamia nuts, shelled, fresh or dried	0	3 008	0	51 486
0802800000	Areca nuts, whether/not shelled/peeled, fresh or dried	0	2	0	6
0802900000	Other nuts, whether/not shelled/peeled, fresh or dried	0	28 726	0	66 007
0803900000	Bananas, other than plantains, fresh or dried	100 844	482 051	55 225	227 183
0804100000	Dates, fresh or dried	5 973 250	17 297 755	9 525 729	23 161 462
0804200000	Figs, fresh or dried	1 237	3 071	3 673	8 270
0804400000	Avocados, fresh or dried	143	732	571	3 306
0804501000	Guavas, fresh or dried	0	133	0	270
0804502000	Mangoes, fresh or dried	55 752	233 466	156 327	582 069
0805101000	Oranges, fresh	1 440 604	6 229 845	2 469 603	8 055 818
0805200000	Mandarin, clementines, wilkings & similar citrus hybrids, fresh/dried	5 322 767	77 581 270	7 103 861	96 091 273
0805400000	Grapefruit, including pomelos, fresh or dried	10 400	39 166	11 856	41 892
0805500000	Lemons and limes, fresh or dried	427 289	1 618 391	1 482 251	3 912 109
0806100000	Grapes, fresh	5 088 957	18 731 312	13 236 001	56 321 251
0806200000	Grapes, dried	143 650	669 072	363 874	1 570 366
0808100000	Apples, fresh	10 320 202	61 990 972	14 315 633	86 552 465
0808300000	Pears, fresh	4 711 143	37 216 331	4 358 969	33 613 109
0809100000	Apricots, fresh	0	9 073	0	18 969
0809210000	Sour cherries (prunus cerasus), fresh	0	2 151	0	13 792
0809290000	Other cherries, fresh	447	2 331	3 225	16 835
0809300000	Peaches, including nectarines, fresh	0	5 512	0	8 441
0809401000	Plums, fresh	975	18 888	1 240	48 134
0810100000	Strawberries, fresh	3 217	30 116	14 067	92 435
0810200000	Raspberries, blackberries, mulberries, loganberries, fresh	2 130	10 581	15 368	74 554
0810300000	Black, white or red currants and gooseberries, fresh	348	15 785	2 507	65 729
0810400000	Cranberries, bilberries & other fruits of the genus Vaccinium, fresh	9 628	41 622	69 472	301 510
0810500000	Kiwi fruit, fresh	584 662	1 146 102	1 753 797	3 022 393
0810600000	Durians, fresh	2 258 403	3 779 824	3 492 689	5 773 208
0810901000	Longans (including mata kucing), fresh	4 343 729	16 415 505	5 368 995	20 117 385
0810902000	Lychees, fresh	49 498	49 498	42 937	42 937
0810906000	Tamarinds, fresh	54 827	115 743	53 020	106 309

I.3. IMPOR MENURUT KOMODITI / IMPORT BY HS COMMODITY

*** MEI / MAY 2014 ***

HS	Uraian Komoditi Commodity Description	Berat Bersih / Net Weight (Kg)		Nilai / Value C.I.F (US\$)	
		Bulan ini Current Month	Kumulatif Cum.Jan. to date	Bulan ini Current Month	Kumulatif Cum.Jan. to date
0810909200	Dragon fruit, fresh	1 413 261	2 601 857	1 234 275	2 332 463
0810909900	Other fruit, fresh	38 909	90 351	84 994	175 844
0811100000	Strawberries, uncooked/ steamed/ boiled,frozen, whether/ not ad	50 000	194 100	94 500	400 642
0811200000	Raspberries,blackberries,mulberries,loganberries,currants,gooseb	0	21 813	0	105 072
0811900000	Other fruit&nuts,uncooked/ steamed/ boiled,frozen, whether/ not :	0	65 382	0	100 902
0812100000	Cherries, provisionally preserved,not for immediate consumption	1 721	12 597	6 234	48 706
0812909000	Oth fruit&nuts,provisionally preserved,not for immediate consump	10 439	34 064	37 821	128 530
0813200000	Prunes, dried	0	23 778	0	54 960
0813300000	Apples, dried	44	44	457	457
0813402000	Tamarinds, dried	100 000	295 950	47 588	169 373
0813409000	Other fruit,oth than heading 08.01 to08.06, dried	114 000	456 524	95 418	523 434
0813502000	Mixture of nuts/dried fruits of whichoth nuts predominate by weig	112 374	277 585	91 698	222 404
0813503000	Mixture of nuts/dried fruits of whichdates predominate by weight	26 815	26 913	20 315	21 210
0901111000	Arabica WIB/robusta OIB, not roasted,not decaffeinated	2 715 411	11 115 470	6 143 407	22 810 150
0901119000	Coffee oth than Arabica WIB/robusta OIB,not roasted,not decaffei	102 919	102 919	253 893	253 893
0901211000	Coffee, roasted, not decaffeinated,unground	53 520	221 518	793 522	2 028 194
0901212000	Coffee, roasted, not decaffeinated,ground	5 338	27 244	76 945	360 910
0901221000	Coffee, roasted, decaffeinated,unground	0	952	0	15 667
0901222000	Coffee, roasted, decaffeinated, ground	0	1 273	0	25 723
0902101000	Green tea leaves (not fermented), inpackings _ 3 kg	0	1 048	0	39 244
0902109000	Green tea, oth than leaves, (notfermented), in packing _ 3 kg	2 164	29 475	6 296	73 490
0902201000	Green tea leaves (not fermented),in packing > 3 kg	32 383	258 005	45 860	442 561
0902209000	Green tea, oth than leaves (notfermented), in packing > 3 kg	64 737	232 063	209 266	731 168
0902301000	Black tea (fermented) & partly fermented tea, leaves, in packing _	2 975	16 742	8 918	71 733
0902309000	Black tea (fermented) & partly fermented tea,oth than leaves, in p	3 839	28 895	128 389	858 329
0902401000	Black tea (fermented) & partly fermented tea, leaves, in packing >	133 228	394 798	87 632	390 286
0902409000	Black tea (fermented) & partly permented tea, oth than leaves, in	2 065 651	6 297 658	2 195 450	8 585 627
0904111000	White pepper, neither crushed nor ground	17 000	51 000	176 290	501 670
0904112000	Black pepper, neither crushed nor ground	235 437	1 170 437	1 721 392	8 319 072
0904119000	Other pepper, neither crushed nor ground	317	861	5 427	13 134
0904121000	White pepper, crushed or ground	680	3 437	11 857	56 181
0904122000	Black pepper, crushed or ground	657	9 198	8 948	84 225
0904129000	Other pepper, crushed or ground	373	3 383	2 899	47 359
0904211000	Chillies (fruits of the genus Capsicum),dried, neither crushed nor g	2 483 695	9 936 069	2 829 046	11 375 473
0904219000	Oth fruits of genus Capsicum/ Pimenta,dried,neither crushed nor g	13 227	323 947	19 480	354 346
0904221000	Chillies (fruits of the genus Capsicum),dried, crushed/ground	191 732	904 931	229 430	1 126 724
0904229000	Oth fruits of genus Capsicum/ Pimenta,dried, crushed/ground	128 172	442 131	340 737	1 070 954
0905100000	Vanilla, neither crushed nor ground	1 000	24 925	95 000	1 466 200
0905200000	Vanilla, crushed or ground	0	26 814	0	37 991
0906200000	Cinnamon and cinnamon-tree flowers,crushed or ground	0	46 418	0	104 586
0908110000	Nutmeg, neither crushed nor ground	3 000	17 832	30 000	150 320
0908120000	Nutmeg, crushed or ground	5 476	26 455	119 863	142 588
0908310000	Cardamoms, neither crushed nor ground	547	2 278	392	11 978
0908320000	Cardamoms, crushed or ground	0	1 152	0	2 335
0909210000	Seeds of coriander, neither crushed norground	1 055 734	4 577 754	535 638	2 628 535
0909220000	Seeds of coriander, crushed or ground	1 000	69 073	442	39 360
0909310000	Seeds of cumin, neither crushed norground	282 822	1 054 303	269 924	1 129 454
0909320000	Seeds of cumin, crushed or ground	2 740	5 580	15 418	31 096
0909611000	Seeds of anise, neither crushed norground	6 710	430 712	15 797	329 799
0909613000	Seeds of caraway, neither crushed norground	43 657	217 201	38 283	187 761
0909619000	Seeds of fennel or juniper berries,neither crushed nor ground	78 000	221 660	56 097	165 585
0909629000	Seeds of fennel or juniper berries,crushed or ground	0	361	0	3 064
0910110000	Ginger, neither crushed nor ground	335 053	790 761	274 372	700 965
0910120000	Ginger, crushed or ground	3 000	14 940	13 902	72 185
0910200000	Saffron	0	3 379	0	8 440
0910300000	Turmeric (curcuma)	2 020	163 999	6 111	109 798
0910911000	Curry	841	18 861	603	70 413
0910919000	Mixtures of spices, other than curry	329	2 155	2 669	15 120
0910991000	Thyme; bay leaves	334	2 486	4 563	16 862
0910999000	Other spices	79 565	288 591	56 288	310 064
1001110000	Durum wheat seed	0	10	0	119
1001190000	Durum wheat, oth than seed	6 109 325	43 884 190	1 813 669	13 442 823
1001991910	Wheat grains without husk,oth than seed, for human consumption	599 057 912	2 472 099 781	195 402 831	806 936 665
1001991990	Other wheat, oth than seed, for humanconsumption	69 661 805	548 307 683	22 842 234	182 461 575
1001999090	Other wheat, oth than seed, not forhuman consumption	2 113 920	19 143 233	706 005	5 098 927
1002900000	Rye, oth than seed	0	10 000	0	12 200
1004900000	Oats, oth than seed	0	106 291	0	76 585
1005100000	Maize (corn), seed	320 055	639 022	798 455	2 092 470

I.3. IMPOR MENURUT KOMODITI / IMPORT BY HS COMMODITY
***** MEI/MAY 2014 *****

HS	Uraian Komoditi Commodity Description	Berat Bersih / Net Weight (Kg)		Nilai / Value C.I.F (US\$)	
		Bulan ini Current Month	Kumulatif Cum.Jan. to date	Bulan ini Current Month	Kumulatif Cum.Jan. to date
1005901000	Popcorn, oth than seed	241 836	1 623 852	206 560	1 455 208
1005909000	Oth maize (corn), oth than seeds	414 061 372	1 111 786 268	106 303 024	276 409 790
1006101000	Rice in the husk (paddy or rough), suitable for sowing	0	506 480	0	1 754 276
1006303000	Glutinous rice, semi-milled or whollymilled, whether/ not polished	0	21 200 000	0	11 574 818
1006304000	Thai Hom Mali rice, semi-milled/whollymilled, whether/ not polish	0	2 296 000	0	1 292 810
1006309900	Oth semi/wholly milled rice, whether/ notpolished/glazed, oth thai	0	174 306	0	201 751
1006409000	Broken rice, oth than for animal feed	34 796 000	102 561 600	13 487 350	39 069 637
1008100000	Buckwheat	265 772	2 897 683	128 899	1 353 242
1008290000	Millet, oth than seed	1 608 070	10 484 675	771 314	5 002 309
1008300000	Canary seeds	1 915 005	3 839 840	1 263 833	2 639 718
1008500000	Quinoa (Chenopodium quinoa)	100	100	798	798
1008900000	Other cereals	239 663	1 343 616	177 173	938 039
1101001010	Wheat flour fortified	11 660 076	50 682 723	4 506 615	19 078 816
1101001090	Wheat flour not fortified	5 761 125	31 495 975	2 232 221	12 278 974
1102200000	Maize(corn) flour	0	1 256	0	2 562
1102909000	Oth cereal flours, oth than wheat/ meslin/ maize/ rice/ rye flour	0	15 676	0	13 389
1103112000	Groats & meals of wheat,durum/ hard wheat semolina	1 097	4 247	1 972	11 768
1103119000	Groats & meals of wheat, oth durum/ hardwheat semolina	18	5 761	188	19 454
1103130000	Groats & meals of maize/ corn	72 860	151 202	40 673	130 741
1103199000	Groats & meals of oth cereals, oth thanmeslin & rice	0	2 000	0	3 238
1104120000	Cereal grains of oats, rolled or flakedgrains	563 900	2 490 693	420 033	1 915 021
1104230000	Cereal grains of maize (corn), hulled,peraled, sliced/ kibbled	18 000	108 000	16 080	96 480
1104292000	Cereal grains of barley,hulled,peraled,sliced/ kibbled	0	23 500	0	9 800
1104299000	Cereal grains of oth cereals, hulled,peraled, sliced/ kibbled	0	6 000	0	28 483
1104300000	Germ of cereals, whole, rolled, flaked/ground	6	463	64	2 063
1105100000	Flour, meal & powder of potatoes	92 942	350 464	136 471	569 901
1105200000	Flakes, granules & pellets of potatoes	420 098	3 587 681	650 729	5 540 860
1106209000	Flour,meal & powder of roots/tuber head07.14, oth than manioc(c	11 749	16 584	36 081	49 015
1106300000	Flour,meal & powder of edible fruits andnuts of prod.chap.8	6 038	19 443	50 609	208 789
1107100000	Malt,not roasted	1 787 914	16 042 728	980 817	8 874 602
1107200000	Malt,roasted	35 750	111 550	34 119	86 788
1108110000	Wheat starch	322 000	3 556 902	141 401	1 634 491
1108120000	Maize(corn) starch	6 260 944	33 751 006	3 019 669	16 106 477
1108130000	Potato starch	1 054 640	5 367 147	1 011 783	4 812 702
1108140000	Manioc(cassava) starch	25 068 659	45 352 086	11 270 578	20 573 035
1108191000	Sago starch	21 324	39 324	13 545	30 964
1108199000	Other starches (oth than wheat,maize,potato, manioc & sago)	0	4 000	0	17 863
1108200000	Inulin	466 900	2 596 049	1 437 838	7 945 653
1109000000	Wheat gluten, whether or not dried	242 000	1 934 750	225 795	1 602 614
1201900000	Soya beans, oth than seed, whether ornot broken	232 466 339	1 031 835 349	141 817 385	614 278 132
1202410000	Oth than seed of ground-nut,not roasted/ othwise cooked,in shell	9 166 080	45 624 490	10 288 335	50 575 962
1202420000	Oth than seed of ground-nut,not roasted/cooked,shelled,whether,	18 885 772	81 194 384	22 636 329	94 043 880
1203000000	Copra	29 604	297 479	4 664	125 145
1204000000	Linseed, whether or not broken.	26 905	45 700	26 894	57 226
1205100000	Low erucic acid rape/ colza seeds whether or not broken	42 470	106 570	27 606	72 989
1205900000	Not low erucic acid rape or colza seedswhether or not broken	300	11 143	927	13 978
1206000000	Sunflower seeds, whether or not broken	414 511	2 460 471	282 473	2 087 443
1207101000	Palm nuts & kernels, whether/ not brokensuitable for sowing	0	259	0	59 065
1207290000	Cotton seeds, oth than seed, whether/ or not broken	0	500	0	5 000
1207300000	Castor oil seeds, whether or not broken	20	20	200	200
1207401000	Sesamum seeds, whether or not broken,edible	272 027	1 562 673	176 868	974 977
1207409000	Sesamum seeds, whether or not broken,not edible	320 924	1 661 845	188 836	973 310
1207500000	Mustard seeds,whether or not broken	0	76	0	586
1207600000	Safflower (carthamus tinctorius) seeds,whether or not broken	2 000	2 000	2 234	2 234
1207700000	Melon seeds,whether or not broken	0	5	0	895
1207910000	Poppy seeds,whether or not broken	0	368	0	1 247
1207999000	Other oil seeds & oleaginous fruits,whether or not broken	145 068	587 521	108 880	627 427
1208100000	Flours and meals of soya beans	200 568	1 147 922	424 280	2 787 871
1209210000	Lucerne (alfalfa) seeds, of a kind usedfor sowing	0	106	0	463
1209292000	Other beet seed, of a kind usedfor sowing	0	1 000	0	10 638
1209299000	Other seed of forage plants, of a kindused for sowing	0	22 750	0	220 833
1209300000	Seeds of herbaceous plants cultivatedprincipally for their flowers	0	800	0	9 960
1209919000	Other vegetable seeds, other than onion seeds, of a kind used for :	69 107	120 865	849 674	3 695 744
1209999000	Other seed, fruit, and spores, of a kindused for sowing	6 002	144 928	19 419	1 858 105
1210200000	Hop cones,ground,powdered or in the form of pellets; lupulin	3 996	17 789	18 755	100 403
1211201000	Ginseng roots,cut, crushed/powdered form,fresh/dried	300	7 063	27 090	443 229
1211901100	Cannabis,in cut,crushed/ powdered form,used for pharmacy, fresh	0	2 988	0	4 249
1211901300	Rauwolfia serpentina roots,for pharmacy,in cut/ crushed/ powdere	103 062	757 422	194 112	1 605 055

I.3. IM POR M ENURUT KOM ODITI / IM PORT BY HS COM M ODITY

*** MEI/ MAY 2014 ***

H S	Uraian Komoditi Commodity Description	Berat Bersih / Net Weight (Kg)		Nilai / Value C.I.F (US\$)	
		Bulan ini Current Month	Kumulatif Cum.Jan. to date	Bulan ini Current Month	Kumulatif Cum.Jan. to date
1211901400	Other plants, in cut,crushed or powdered form, used for pharmacy	0	10 000	0	54 000
1211901900	Other plants & parts of plants, in otherforms, for pharmacy	0	27 280	0	106 616
1211909100	Pyrethrum, in cut,crushed/ powdered form,fresh/dried	80	13 080	1 166	84 106
1211909200	Pyrethrum, in other form, fresh/dried	2 159	15 103	1 548	11 435
1211909500	Agarwood (gaharu) chips, fresh/dried	0	25	0	605
1211909600	Liquorice roots, fresh/ dried	2 344	34 696	1 957	62 005
1211909800	Oth plants&parts of plants, not forpharmacy, in cut,crushed/powd	2 522	4 522	1 809	11 609
1211909900	Oth plants&parts of plants, not forpharmacy, not cut,crushed/pow	114 522	306 475	216 816	1 004 101
1212211000	Eucheuma spp,fresh,chilled,frozen,dried,for human consumption	306	2 306	3 672	24 622
1212219000	Other seaweed & algae, fresh, chilled,frozen,dried, for human con.	1 182	166 123	3 601	256 715
1212292000	Seaweeds & oth algae,fresh,chilled/dried for oth,not for human co	2 513	3 392	23 720	34 394
1212293000	Seaweeds & oth algae, frozen, not forhuman consumption	125	631	1 347	7 940
1212910000	Sugar beet, fresh,chilled, frozen/dried,whether/ not ground	0	3	0	30
1212920000	Locust bean(carob),fresh,chilled,frozen/ dried, whether/ not groun	67 500	263 750	59 409	229 467
1213000000	Cereal straw & husks,unprepared,whether/ not chopped,ground,pr	200	450	1 180	2 618
1214100000	Lucerne (alfalfa) meal and pellets	0	129 619	0	33 496
1214900000	Other forage products,whether/ not in forof pellets,oth than lucerr	61 197	1 302 464	20 593	523 127
1301200000	Gum arabic	19 843	187 695	121 630	1 243 305
1301901000	Gum benjamin	25 352	25 352	17 214	17 214
1301902000	Gum damar	33 000	348 250	79 795	779 545
1301903000	Cannabis resin	0	32	0	14 420
1301904000	Lac	0	500	0	10 459
1301909000	Other natural gum and resin	3 376	29 917	95 046	323 961
1302120000	Saps and extracts of liquorice, whetheror not modified	68 900	208 841	806 618	2 458 720
1302130000	Saps and extracts of hops,whether or not modified	366	11 887	14 300	407 683
1302193000	Other medicinal extracts derived fromvegetable products, whethe	35 168	127 209	1 489 573	8 147 294
1302194000	Vegetable saps&extracts of pyrethrum/ofthe root of plants contain	0	99	0	1 572
1302199000	Other vegetable saps and extracts	59 794	275 443	1 352 753	4 954 526
1302200000	Pectic substances, pectinates & pectates	32 467	157 491	467 069	1 435 390
1302310000	Agar-agar	11 679	60 234	21 741	147 222
1302320000	Mucilages&thickeners, whether/ not modif,derived from locust be	572 969	2 000 132	1 787 361	7 241 013
1302391010	Carageenan in powder form	26 865	174 115	321 426	2 206 249
1302391090	Carageenan not in powder form	0	4 800	0	89 136
1302399000	Oth mucilages & thickeners, whether/ notmodified,derived from ve	163 759	727 671	2 111 246	8 673 351
1401100000	Bamboos used primarily for plaiting,cleaned, bleached/dyed	737	31 230	3 872	21 051
1401201990	Other whole rattans, used primarily forplaiting, cleaned, bleached/	0	1 377	0	26 021
1404902090	Oth vegetable products of a kind usedin tanning/ dyeing, oth than l	65	37 187	286	71 019
1404909000	Oth vegetable prodcts not used primarilyin tanning/dyeing, nes	100	69 229	5 900	119 896
1504109000	Oth than solid fractsof fish-liver oilswhet/ not refined,not chemica	144 359	923 425	219 359	1 370 527
1504201000	Solid fraction of fats&oil fish oth thanliver oils, not chemically moc	151 416	359 986	358 732	2 741 817
1504209000	Oth than solid fract of fats&oils fishoth than liver oils,not chemical	729 245	1 822 559	1 069 500	2 803 784
1505001000	Lanolin	15 200	33 587	163 475	393 834
1505009000	Wool grease & fatty substance derivedtherefrom, oth than lanolin	1 655	18 544	10 080	76 902
1506000000	Oth animal fats&oils&their fractions wht/ not refined, not chemica	0	73 440	0	101 966
1507100000	Crude oil of soya bean, whether/ notrefined, whether/ not degumr	0	3 254	0	29 917
1507901000	Fraction of unrefined soya-bean oil,not chemically modified	352 558	1 612 718	450 677	2 089 098
1507909000	Fraction of refined soya-bean oil,not chemically modified	1 595 346	9 080 433	2 024 125	10 328 590
1508100000	Crude oil of ground-nut, whether/ notrefined, not chemically modi	0	2	0	69
1508909000	Fraction of refined ground-nut oil, whet/ not refined,not chemical	0	2	0	303
1509101000	Virgin olive oil,packing of net weight _30 kg, not chemically modifi	44 603	318 085	248 694	1 159 293
1509109000	Virgin olive oil,packing of net weight >30 kg,not chemically modifi	91 786	324 427	472 084	2 061 040
1509901100	Fraction of unrefined olive oil,packingof net weight _30 kg	916	916	3 774	3 774
1509901900	Fraction of unrefined olive oil,packingof net weight >30 kg	0	15 750	0	31 500
1509909100	Fraction of refined olive oil,in packingof net weight _30 kg	16 627	16 627	107 438	107 438
1509909900	Fraction of refined olive oil,in packingof net weight >30 kg	5 428	71 452	28 377	388 243
1510002000	Fractions of unrefined oil, solely fromolives,whet/ not refined,not c	0	79	0	378
1510009000	Fractions of refined oil, solely fromolives,whet/ not refined,not che	17 954	53 586	54 193	149 526
1511901100	Solid fractions of unrefined palm oil,not chemically modified	0	558	0	323
1511909190	Solid fractions of refined palm oil,packing of a net weight>20kg	9 170	36 530	14 325	53 313
1511909200	Unsolid fractions of refined palm oil,packing net weight _20kg	30 244	125 768	35 484	155 157
1511909900	Unsolid fractions of refined palm oil,packing net weight>20kg	0	1 102	0	8 934
1512191000	Fractions of unrefined sunflower-seed/safflower oil	18 965	74 899	32 398	187 635
1512199000	Fractions of refined sunflower-seed/ safflower oil	392 481	1 800 397	609 517	2 621 333
1513199000	Fractions of refined coconut oil, notchemically modified	59 958	73 078	157 170	210 241
1513291400	Unsolid fractions of unrefined babassuoil	0	5	0	63
1513299500	Palm kernel oil, RBD	1	1	5	5
1514199000	Fraction of refined low erucic acidrape/ colza oil	597 384	1 888 399	769 167	2 553 901
1514911000	Crude oil of not low erucic acid otherrape/ colza	0	33	0	474

I.3. IMPOR MENURUT KOMODITI / IMPORT BY HS COMMODITY
***** MEI/ MAY 2014 *****

HS	Uraian Komoditi Commodity Description	Berat Bersih / Net Weight (Kg)		Nilai / Value C.I.F (US\$)	
		Bulan ini	Kumulatif	Bulan ini	Kumulatif
		Current Month	Cum..Jan. to date	Current Month	Cum..Jan. to date
1514919000	Crude oil of mustard	1	1	429	429
1514999100	Fractions of refined oth rape/colza oil	83 960	424 031	106 210	584 777
1514999900	Fractions of refined mustard oil	20 000	35 200	41 000	71 927
1515190000	Fractions of linseed oil, whether/notrefined, not chemically modifi	180 096	1 588 190	249 135	2 250 674
1515210000	Crude oil of maize (corn)	0	10 691	0	21 190
1515291900	Unsolid fraction of unrefined maize(corn) oil	1 000	1 032	48 902	52 327
1515299100	Solid fraction of refined maize (corn)oil	15 360	76 800	23 501	118 273
1515299900	Unsolid fraction of refined maize (corn)oil	176 850	595 634	286 961	1 064 165
1515301000	Crude oil of castor	16 000	48 729	38 000	168 160
1515309000	Fractions of castor oil, whether/notrefined, not chemically modifie	221 549	696 071	381 387	1 185 079
1515501000	Crude oil of sesame	32	82	637	1 346
1515502000	Fraction of unrefined sesame oil, not chemically modified	0	967	0	5 506
1515509000	Fraction of refined sesame oil, not chemically modified	31 855	199 132	266 447	889 227
1515901100	Crude oil of tengkawang	283	622	1 440	6 541
1515902100	Crude oil of tung	15 200	30 400	39 672	85 272
1515902900	Fractions of refined tung oil, notchemically modified	1 790	2 993	9 776	16 657
1515903100	Crude jojoba oil	1 062	1 969	13 759	63 914
1515903900	Fractions of refined jojoba oil, notchemically modified	0	3	0	256
1515909100	Crude oil of other fixed vegetable oils	0	653	0	9 107
1515909200	Fractions of unrefined other fixedvegetable oils	100 000	100 000	376 000	376 000
1515909900	Fractions of refined other fixedvegetable oils, oth fixed vegetable l	64 065	93 564	230 811	462 096
1516101000	Animal fats & oils & their fractions,inpacking net weight _ 10 kg	15 003	15 399	26 141	29 353
1516109000	Animal fats & oils & their fractions,inpacking net weight<10 kg	30 000	30 000	78 000	78 000
1516201100	Re-esterified fats & oils of soya bean & its fraction	18 028	156 635	77 512	581 205
1516201200	Re-esterified fats & oils of crude palmoil and its fraction	212 000	1 399 800	339 792	2 242 324
1516201300	Re-esterified fats&oils of palm oil,otthan crude and its fraction	79 720	352 403	92 302	495 286
1516201600	Re-esterified fats & oils of palm kernel & its fraction,RBD	0	120	0	1 807
1516201800	Re-esterified fats & oils of linseed & its fraction	0	5 905	0	68 873
1516201900	Re-esterified fats&oils of oth vegetable fat&oils, and its fraction	6 765	49 886	22 937	147 540
1516202110	Hydrogenated fats in flakes of palm oil	0	44 000	0	80 960
1516202150	Hydrogenated fats in flakes of palmkernel olein	712 580	1 680 500	1 117 177	2 401 313
1516202190	Hydrogenated fats in flakes of ground-nut, soya beans	1 611	3 525	10 470	19 383
1516202300	Hydrogenated fats in flakes of olives	14	497	179	4 871
1516202900	Hydrogenated fats in flakes of othervegetable fats & oils	316 554	1 718 215	533 725	2 879 333
1516205200	Palm stearin, w/ iodine value _ 48, RBD	20 000	219 250	48 360	324 590
1516205900	Oth palm stearin with iodine value _ 48	0	1 521	0	16 587
1516209300	Other fat & oils of olives and theirfractions	0	16 139	0	191 229
1516209400	Other fat & oils of soya beansand their fractions	195	199	940	1 136
1516209500	Hydrogenated castor oil (opal wax)	0	9 480	0	28 872
1516209600	Refined, bleached and deodorised (RBD)palm kernel stearin only	7 360	35 291	18 350	87 339
1516209700	Hydrogenated & RBD palm kernel stearinor olein	40 000	79 750	73 000	133 619
1516209800	Oth fat & oils of ground-nuts, palm oilor coconuts and their fractio	12 900	91 409	34 976	215 201
1516209900	Oth vegetable fats and oils and theirfractions	488 612	2 141 366	775 216	3 498 425
1517100000	Margarine,excl. liquid margarine	170 205	999 697	291 780	1 851 720
1517901000	Imitation ghee	8 000	24 002	192 531	565 918
1517902000	Liquid margarine	30 350	122 805	76 295	508 965
1517903000	Margarine of a kind use as mouldrelease preparations	1	1	5	5
1517904300	Shortening	9 038	130 896	14 950	278 827
1517904400	Imitation lard	0	1	0	1
1517905000	Solid mixtures or prep of vegetable fats or oils or of their fractions	54 001	317 491	77 658	498 679
1517906200	Liquid mixtures or prep of crude palmoil predominates	367 950	1 422 551	680 695	2 783 168
1517906400	Liquid mixtures or prep of oth palm oilpredominates,packng net w	0	22 860	0	88 011
1517906700	Liquid mixtures or prep of soya-beanoil predominates	9 403	22 745	23 943	56 878
1517906900	Liquid mixtures or prep of oth vegetablefats/oil predominates	69 318	205 608	141 963	570 996
1517909000	Oth edible mixtures or prep of animal or vegetable fats or oils	426 446	2 101 304	1 377 250	7 127 403
1518001200	Animal fats&oils,boiled,dehydrated,oxidasd,sulphurisd,blown,poly	30 400	65 810	53 504	129 923
1518001400	Ground-nut,soya-bean, palm/ coconut oilboiled,dehydrated,oxidasd,	56 202	918 399	119 201	1 569 074
1518001500	Linseed oil& its fract,boiled, oxidised,dehydrated,sulphurised,blow	1 669	1 952	1 890	2 363
1518001600	Olive oil& its fract, boiled, oxidised,dehydrated,sulphurised,blown,	0	12 884	0	22 304
1518001900	Oth vegetbl fat&oils& their fract,boiled,dehydrate,sulphurise,blow	12 259	462 841	35 271	1 002 322
1518002000	Inedible mixtures/preparation of animalfats/oils or of different fat	188 800	959 210	249 056	1 282 519
1518003100	Inedible mixtures/preparations of oilpalm fruit/ palm kernels fats/c	1 552	1 552	591	591
1518003500	Inedible mixtures/preparations of ground-nuts fats/oils/ of differer	0	48 000	0	67 120
1518003600	Inedible mixtures/preparations of soya-beans/ coconuts fats/oils/ o	259 000	1 785 420	310 668	2 203 072
1518003900	Inedible mixtures/preparations of othervegetable fats/oils/ of diffe	69 254	347 103	288 312	1 165 217
1518006000	Inedible mixture/preparations of animal/ vegetable fats/oils/ of the	4 026	17 086	32 290	88 391
1520001000	Crude glycerol	100	27 112	1 581	129 824
1520009000	Glycerol waters & glycerol lyes	6 095	6 579	16 664	24 994

I.3. IM POR M ENURUT KOM ODITI / IM PORT BY HS COM M ODITY
 *** MEI/ MAY 2014 ***

H S	Uraian Komoditi Commodity Description	Berat Bersih / Net Weight (Kg)		Nilai / Value C.I.F (US\$)	
		Bulan ini Current Month	Kumulatif Cum.Jan. to date	Bulan ini Current Month	Kumulatif Cum.Jan. to date
1521100000	Vegetable waxes(oth.than triglycerides)whether or not refined or	13 788	182 535	126 831	803 843
1521901000	Beeswax & oth insect waxes,whether/ notrefined or colored	0	1 000	0	5 126
1522009000	Residues resulting from the treatment offatty substan or animal/v	0	29	0	1 611
1601001000	Sausags&smilar prdct of meat,meat offal/ blood,prepare of it,in air	80 458	577 319	180 821	1 229 877
1601009000	Sausags&smilar prdct of meat,meat offal/ blood, not in airtight con	52 691	312 448	115 830	727 412
1602390000	Oth prepared/preserved meat,offal/ bloodof oth poultry of head 0	49 350	488 964	82 901	984 964
1602491900	Luncheon meat of swine, not in airtightcontainers	3 341	3 341	6 745	6 745
1602499900	Oth prepared meat,meat offal/ blood ofswine,not in airtight contai	11 927	54 780	27 980	159 923
1602500000	Oth prepared/preserved meat, offal/ blood of bovine animals	238 662	741 125	1 185 147	3 750 352
1603001000	Extracts & juices of chicken, w/ herbs	17 738	32 880	83 880	148 717
1603009000	Extracts&juices of oth meat,fish/crusta,molluscs/aquatic invertebr	4 861	28 689	40 879	143 384
1604111000	Salmon, whole/in pieces, not in minced,in airtight containers	0	3 070	0	16 404
1604131100	Sardines, whole/in pieces,not in minced,in airtight containers	14 697	46 588	60 649	190 301
1604139100	Sardinella&brisling/ sprats,whole/ in piec ,not in minced,in airtight c	52 962	368 314	73 761	435 160
1604139900	Sardinella&brisling/ sprats,whole/ in piec ,not in minced,not in airt	2 352	5 159	4 311	8 783
1604141100	Tunas,whole/ in pieces, not in minced,in airtight container	7 451	58 078	41 193	283 894
1604149000	Tunas,skipjack,bonito,whole/ in pieces,not in minced,not in airtigh	100 000	425 001	405 500	2 115 176
1604151000	Mackerel, whole/ in pieces,not in minced, in airtight containers	31 877	138 572	130 293	512 009
1604159000	Mackerel, whole/ in pieces,not in minced, not in airtight containers	87 495	421 684	100 265	428 723
1604179000	Eel,whole/ in pieces,not in minced, notin airtight containers	8 500	8 500	243 925	243 925
1604199000	Oth fish,whole/ in pieces, not in minced, not in airtight containers	0	1 943	0	1 432
1604202100	Fish sausages,in airtight containers	0	1 460	0	5 986
1604202900	Fish sausages,not in airtight containers	9 852	34 666	10 104	35 649
1604209310	Fish & shrimp ball, frozen, boiled orsteamed	106 232	485 093	230 385	1 061 595
1604209390	Oth frozen minced fish, boiled/ steamed	153 694	536 029	387 023	1 454 273
1604209900	Other prepared/preserved fish, not inairtight containers	126 122	478 026	392 399	1 511 835
1604320000	Caviar substitutes prepared from fish egg	1 731	5 091	988	4 699
1605109000	Crabs,prepared,not in airtight container	18 724	149 502	26 843	344 414
1605211000	Shrimps paste,not in airtight containers	20 030	20 030	388 228	388 228
1605219020	Shrimp breaded,not in airtight container	0	16 204	0	37 808
1605219090	Other prepared shrimps&prawns, not inairtight containers	0	35 876	0	278 009
1605299090	Other prepared shrimps&prawn,in airtightcontainers	0	250	0	1 132
1605520000	Scallops,incl queen scallops, prepared/ preserved	0	4 304	0	5 037
1605540000	Cuttle fish & squid, prepared/preserved	150	2 141	6 027	8 085
1605550000	Octopus, prepared/preserved	0	13 281	0	10 820
1605560000	Clams, cockles & arkshells, prepared/preserved	651	55 478	3 600	186 249
1605620000	Sea urchins, prepared/preserved	0	67	0	43
1605630000	Jellyfish, prepared/preserved	0	1 673	0	1 928
1605690000	Oth aquatic invertebrates, prepared/preserved	5 770	74 869	8 272	169 993
1701130000	Cane sugar,raw, not added flavour/ colour	0	52 000 000	0	21 454 680
1701140000	Oth cane sugar, raw, not added flavour/ colour	246 600 000	1 309 299 272	107 891 828	599 588 850
1701910000	Oth raw sugar,added flavour/ colour	21 600 000	21 600 000	10 942 800	10 942 800
1701991100	Refined sugar,white	2 996 864	14 326 061	1 933 275	8 460 688
1701999000	Chemically pure sucrose, in solid form	13	10 375 396	21	5 275 812
1702110000	Lactose & lactose syrup,lactose_99%, asanhydrous lactose,calculat	2 017 475	9 185 136	2 979 680	15 289 562
1702190000	Lactose & lactose syrup,lactose<99%	274 069	971 338	373 362	1 906 295
1702200000	Maple sugar & maple syrup	1 998	9 901	4 139	21 850
1702301000	Glucose,no fructose or in dry state w/ fructose<20%	4 727 958	18 516 265	2 931 499	12 772 926
1702302000	Glucose syrup,no fructose / in dry statew/ fructose<20%	4 254 056	17 161 507	2 445 011	10 229 874
1702400000	Glucose & glucose syrup, containing 20%_fructose< 50%,excl inver	306 875	532 510	230 157	415 870
1702500000	Chemically pure fructose	974 575	5 349 024	1 230 650	5 295 656
1702601000	Fructose,in dry state w/ fructose>50%excl invert sugar	74 880	362 626	143 357	517 083
1702602000	Fructose syrup,in dry state w/ fructose>50%, excl invert sugar	5 332 606	26 786 369	2 442 957	12 974 137
1702901100	Chemically pure maltose,in dry statew/ fructose 50%	578 000	4 655 877	339 000	2 745 854
1702901900	Maltose syrup,in dry state w/ fructose50%	2 801 000	9 329 330	1 620 100	5 428 840
1702902000	Artificial honey,whether/ not mixed withnatural honey,in dry w/ fru	44 596	129 245	180 516	431 256
1702903000	Flavoured/ colourd sugars (excl maltose),fructose 50%	0	1 269	0	1 578
1702904000	Caramel,fructose 50%	490 958	2 133 110	676 890	2 895 533
1702909100	Syrup of sugar, in dry state w/ fructose50%	66 975	134 814	103 984	216 706
1702909900	Other sugar,incl invert sugar and sugarsyrup blends, in dry w/ fruct	1 357 137	4 070 222	1 191 718	5 238 501
1703901000	Oth molasses result from extract/ refineof sugar,add flavour/ colou	0	1 720	0	22 336
1703909000	Oth molasses result from extract/ refineof sugar,not add flavour/cc	27 500 200	42 502 169	6 619 190	10 352 669
1704100000	Chewing gum,whether/ not sugar-coated	11 207	219 205	66 644	833 621
1704901000	Medicated pastilles & drops	123 731	543 839	740 928	3 272 560
1704902000	White chocolate, not containing cocoa	13 174	71 307	63 832	376 744
1704909100	Oth sugar confectionery,not cont.cocoa,soft,cont gelatin	442 837	1 854 399	1 681 236	6 954 310
1704909900	Oth sugar confectionery,not cont.cocoa,oth soft,cont gelatin	668 810	3 067 311	1 616 609	9 839 444
1801000000	Cocoa beans,whole/broken,raw/ roasted	6 449 135	30 604 876	14 787 307	83 872 057

I.3. IMPOR MENURUT KOMODITI / IMPORT BY HS COMMODITY

*** MEI / MAY 2014 ***

HS	Uraian Komoditi Commodity Description	Berat Bersih / Net Weight (Kg)		Nilai / Value C.I.F (US\$)	
		Bulan ini Current Month	Kumulatif Cum.Jan. to date	Bulan ini Current Month	Kumulatif Cum.Jan. to date
1803100000	Cocoa paste,not defatted	39 975	121 552	199 134	491 542
1803200000	Cocoa paste,wholly/partly defatted	127 550	787 050	298 637	1 927 159
1804000000	Cocoa butter,fat & oil	189 030	607 582	1 358 431	4 295 073
1805000000	Cocoa powder,not containing add sugar or other sweetening matt	1 203 242	5 241 753	4 191 614	18 016 882
1806100000	Cocoa powder,containing add sugar or oth sweetening matter	297 895	756 226	465 576	1 574 544
1806201000	Chocolate confectionary in blocks, slab/ bars,weight>2kg	423 387	1 631 556	1 661 365	6 943 487
1806209000	Other chocolate, liquid,paste,granular/ oth bulk form,packing>2kg	97 192	337 657	249 518	870 718
1806311000	Filled chocolate confectionary in blocks,slabs,bars,weight_2kg	43 762	312 560	419 268	2 212 464
1806319000	Other chocolate,in blocks,slabs,bars,filled,weight_2kg	17 435	131 678	59 359	618 283
1806321000	Chocolate confectionary in blocks,slabsbars,not filled,weight_2kg	69 181	549 471	562 115	3 033 555
1806329000	Other chocolate,in blocks,slabs,bars,not filled,weight_2kg	38 380	414 252	126 035	276 811
1806901000	Chocolate confectionary in tablets orpastilles	56 647	346 007	323 287	1 835 180
1806909000	Oth chocolate and food preparation contococoa	397 435	1 872 639	2 626 584	10 447 209
1901101000	Preparations for infant use of maltextract, for retail sale	2 961	51 950	16 686	135 726
1901102000	Preparations for infant use of goods ofhead 04.01-04.04, for retail	230 315	968 355	2 597 771	10 397 975
1901103000	Preparations for infant use of soya bean powder, for retail sale	612 647	1 595 063	1 720 441	4 558 614
1901109100	Medical foods, preparations for infantuse, for retail sale	0	8 698	0	309 072
1901109900	Oth preparations for infant use,w/ cocoa<40%, for retail sale	31 677	247 779	143 038	1 179 256
1901201000	Mixes & doughs of flour, groats, meal,starch/ malt extract, not con	35 097	240 642	78 280	740 975
1901203000	Oth mixes and doughs for prep. ofbakers wares, not containing coi	112 378	577 139	284 881	1 391 387
1901204000	Oth mixes and doughs for prep. ofbakers wares, containing cocoa	20	28 287	491	76 887
1901901900	Oth than medical foods for infantnot put up for retail sale	284 275	464 250	1 265 113	2 126 956
1901902000	Malt extract	2 074 261	7 271 708	3 758 808	14 513 262
1901903100	Filled milk, of goods of heading04.01 to 04.04	11 508	671 083	117 264	3 631 057
1901903200	Oth than filled milk, containing cocoapowder of goods of head. 04	168 164	1 272 084	1 252 707	8 717 632
1901903900	Oth of goods of heading 04.01 t0 04.04	838 379	6 195 019	7 245 206	40 799 240
1901904100	Oth soya based preparation, in powderform	18 178	95 138	72 987	265 342
1901904900	Oth soya based preparations, in otherform	4 434	24 363	4 704	36 464
1901909100	Oth soya based preparation Medical foods	1 528	1 528	24 584	24 584
1901909910	Kerupuk of shrimps	0	33 193	0	79 950
1901909990	Oth than kerupuk of shrimps	500 927	3 310 301	1 857 927	12 357 817
1902110000	Uncooked pasta, not stuffed/ otherwiseprepared, containing eggs	17 342	210 625	25 096	299 018
1902192000	Uncooked pasta,not stuffed/ otw prep.notcont.eggs,rice vermicelli	22 220	83 418	20 658	115 019
1902193000	Uncooked pasta,not stuffed/ otw prep.notcont. eggs, transparent \	23 113	273 582	17 524	368 128
1902194000	Uncooked pasta, not stuffed/ otherwiseprepared, not containing e	424	26 363	1 182	82 730
1902199000	Uncooked pasta, not stuffed/ otherwiseprepared, not containing e	283 753	862 370	371 354	1 281 384
1902201000	Stuffed pasta with meat or meat offal,whether or not cooked or oi	0	82 254	0	293 558
1902302000	Oth pasta, instant rice vermicelli	907	6 658	3 063	21 474
1902303000	Oth pasta, transparant vermicelli	288 025	1 352 058	310 829	1 488 755
1902304000	Oth pasta, oth instant noodles	143 181	551 224	408 872	1 682 552
1902309000	Oth pasta,not instant rice vermicelli,transp vermicelli,oth instant n	51 185	304 503	65 857	485 815
1902400000	Couscous	2 651	10 027	6 109	19 190
1903000000	Tapioca& substitutes thf prep fr starch,in flake,grain,pearl,sifting/ s	9 374	13 328	18 989	24 441
1904101000	Prep food obtain by the swell/ roastingof cereals/ cereal products, c	729 746	1 791 041	2 145 184	5 332 686
1904109000	Prep food obtain by the swell/ roastingof cereal/ cereal product,not	257 965	786 945	844 340	2 786 406
1904201000	Prepared foods obtained from unroastedcereal flakes	446	20 221	19 267	50 528
1904209000	Prep food obtain fr mixture f unroastedcereal flake and roast cer fl	156	46 917	3 633	111 260
1904901000	Rice preparations, includingpre-cooked rice	1 249	56 808	5 308	194 889
1904909000	Oth prepared foods obtainedof cereals or cereal products	3 137	90 800	20 035	292 584
1905100000	Crispbread	14 341	71 533	31 374	168 495
1905200000	Gingerbread and the like	5	18	169	521
1905311000	Sweet biscuits not containing cocoa	227 787	1 269 830	498 122	4 149 356
1905312000	Sweet biscuits containing cocoa	69 411	700 428	351 863	3 803 797
1905320000	Waffles and wafers	461 420	1 305 836	1 937 213	5 170 069
1905401010	Rusk,toastd bread & sim toasted product,bread crumb nosugar,ho	176 480	998 382	254 981	1 383 789
1905409000	Rusk,toastd bread & sim toasted product,bread crumb w/ sugar,hc	22 359	118 103	136 441	546 663
1905901000	Unsweetened teething biscuits	187	189	1 780	1 783
1905902000	Other unsweetened biscuits	5 408	28 210	15 524	100 188
1905903000	Cakes	69 689	388 520	277 261	1 150 341
1905904000	Pastries	19 888	46 024	95 249	214 051
1905908000	Other crisp savoury food products	105 844	911 442	559 627	4 815 118
1905909000	Other baker wares	450 300	1 855 448	822 005	4 132 376
2001100000	Cucumbers and gherkins,prepared orpre served by vinegar or acet	0	15 898	0	31 780
2001901000	Onions, prepared/preserved byvinegar or acetic acid	0	5 560	0	12 139
2001909000	Oth vegetable,fruit,nuts,edible part ofplant prep/presv by vinegar/	17 072	101 216	40 759	232 671
2002101000	Tomatoe,cooked otw than by steam/boilingin water not prep/pres	54 000	177 611	47 520	165 368
2002109000	Tomatoe,not cooked otw thn by steam/boilin water not prep/pres	0	73 796	0	37 786
2002901000	Tomato paste,not prepared or preservedby vinegar or acetic acid	561 556	4 544 566	578 867	4 883 848

I.3. IM POR M ENURUT KOM ODITI / IM PORT BY HS COM M ODITY
***** MEI / MAY 2014 *****

H S	Uraian Komoditi Commodity Description	Berat Bersih / Net Weight (Kg)		Nilai / Value C.I.F (US\$)	
		Bulan ini Current Month	Kumulatif Cum.Jan. to date	Bulan ini Current Month	Kumulatif Cum.Jan. to date
2002902000	Oth tomato powder,prepared/preservedotherwise than by vinega	600	786	2 400	2 758
2002909000	Other tomatoes, prepared/preservedotherwise than by vinegar/ac	34 356	115 190	81 405	184 291
2003100000	Mushrooms of the genus agaricus, notprep/presrvd by vinegar/a	91 713	914 796	171 466	1 035 214
2003901000	Truffles, not prepared/preserved byvinegar or acetic acid	0	5 400	0	100 824
2003909000	Oth mushrooms, not prepared/preservedby vinegar or acetic acid	3 190	83 831	5 962	103 059
2004100000	Potatoes, frozen, not preprd/preservedby vinegar or acetic acid	3 286 110	11 751 681	3 954 490	13 778 476
2004909000	Oth vegetables & mixtures of vegetables,frozn,prep/presrv by vine	31 379	108 726	47 535	165 892
2005109000	Hmgnis vegetbl not in airtightcontainnot frozn,not prep/presrv l	0	33 031	0	16 221
2005209100	Other potatoes in airtight containers,not frozn,not prep/presrv by	15 748	63 796	39 272	158 643
2005209900	Other potatoe,not in airtightcontainsnot frozn,not prep/presrv by	4 984	15 430	38 277	105 294
2005400000	Peas (pisum sativum), not frozen,notprepared/preserved by vinegar/	154	887 161	1 837	485 954
2005510000	Beans,shelled, not frozen, not preparedor preserved by vinegar or	16 276	216 927	23 627	304 815
2005599000	Oth bean not in airtightcontnr,notfroznnot prep/presrv by vinegar.	12 734	88 544	20 286	122 470
2005600000	Asparagus, not frozen, not preparedor preserved by vinegar or ace	0	32 271	0	40 291
2005700000	Olives, not frozen, not preparedor preserved by vinegar or acetic a	1 558	11 330	5 811	39 426
2005800000	Sweet corn-zea mays var.saccharata,notfrozen,not prep by vinega	150 230	550 640	114 529	432 834
2005910000	Bamboo shoots,not frozen,not preparedby vinegar/acid	34 445	52 330	25 728	38 391
2005991000	Oth vegetabl&mixtr of veqt in airtightcontainr,not frozn,not prep l	13 041	56 782	425 974	1 507 717
2005999000	Oth vgtbl&mixtr of veqt not in airtghtcontainr,not frozn,not prep l	140 686	526 151	260 927	1 443 556
2006000000	Vegetables,fruit,nuts,fruit-peel & oth parts of plants,preserved by s	17 587	79 382	30 021	152 940
2007100000	Jams, fruit jellies, marmalades, fruit/ nut, homogenised preparatio	58 352	231 079	144 824	659 833
2007910000	Citrus fruit	10 052	12 876	36 693	46 236
2007991000	Fruit pastes oth than of mango,pineapples or strawberries	600 135	4 116 844	446 896	3 020 442
2007999000	Fruit pastes of mango, pineapplesor strawberries	370 066	1 836 543	667 095	3 241 721
2008111000	Roasted ground nuts, othwise prepared/ preserved	52 405	187 066	125 616	552 199
2008112000	Peanut butter, othwise prepared/ preserved	37 521	52 557	163 190	214 442
2008119000	Oth ground nuts, othwise prepared/ preserved	65 667	117 306	84 156	216 068
2008191000	Cashew, incl. mixtures,othwiseprepared or preserved	14 646	43 296	138 621	394 122
2008199000	Other nuts and seeds, othwiseprepared or preserved	268 165	1 662 316	314 354	2 108 201
2008200000	Pineapples, othwise prepared/ preserved	0	516	0	3 367
2008301000	Citrus fruit,added sugar/oth.sweetningmatter or spirit,otw prepar	225 136	775 878	230 056	795 565
2008309000	Citrus fruit, no sugar/oth.sweetningmatter or spirit,otw prepared/	277 200	2 569 900	253 677	2 490 361
2008401000	Pears,added sugar/oth.sweeteningmatter or spirit,otw prepared/p	6 194	26 646	12 377	48 296
2008501000	Apricots,cont added sugar/oth sweetnigmatter/ spirit otw prepar	1 559	3 260	2 682	5 665
2008601000	Cherries,cont added sugar/oth sweetnigmatter/ spirit otw prepar	42 651	220 239	125 651	603 584
2008701000	Peaches,cont added sugar/oth sweetningmatter/ spirit otw prepar	10 063	50 922	19 530	82 657
2008709000	Peaches, no sugar/oth sweetningmatter/ spirit otw prepared/ prese	28	633	357	4 140
2008801000	Strawberrie,cont added sugar/oth sweetmatter/ spirit otw prepar	0	3 155	0	11 171
2008971000	Mixture of stem,root&oth edible partofplant not incl fruit/nut,otw	6 811	12 709	11 717	21 535
2008972000	Mxtre oth of stem,root&oth edible partofplant notincl fruit/nut,ot	45 449	168 595	87 097	261 747
2008979000	Oth mixtures othwise prep./preserved	604	35 982	3 339	86 260
2008991000	Lychees, othwise prepared or preserved	21 753	178 454	12 814	135 509
2008992000	Longans, othwise prepared or preserved	25 003	33 063	48 453	62 323
2008993000	Stem,root&oth.edible part of plant notinc friuts or nuts, otw prep/	14 672	237 498	19 334	418 336
2008994000	Othwise prepared or preserved,added sugar/sweetening matter o	27 471	109 516	158 631	692 994
2008999000	Othwise prepared or preserved, notadded sugar/sweetening matt	1 097	111 920	1 327	207 762
2009110000	Orange juice, frozen	672 885	2 767 501	1 319 396	5 320 770
2009120000	Orange juice, not frozen, of a brixvalue not exceeding 20	45 481	296 617	78 891	392 596
2009190000	Other orange juice	1 288	43 517	2 075	110 739
2009210000	Grapefruit (including pomelo) juice,of a brix value not exceeding 2	0	29 921	0	26 529
2009290000	Other grapefruit juice	27 081	54 163	167 622	335 031
2009310000	Juice of any other single citrusfruit, of a brix value not exceeding 2	3 923	9 788	9 145	24 972
2009390000	Other juice of any other single citrusfruit	4 527	50 181	8 315	259 860
2009410000	Pineapple juice, of a brix value notexceeding 20	6 995	24 727	11 498	31 585
2009490000	Other pineapple juice	508	20 800	796	28 272
2009500000	Tomato juice	43 604	155 920	32 513	113 109
2009610000	Grape juice (including grape must),of a brix value not exceeding 20	139 219	405 234	331 515	706 117
2009690000	Other grape juice	164 341	246 170	482 778	759 662
2009710000	Apple juice, of a brix value notexceeding 20	8 108	72 533	15 390	95 270
2009790000	Other apple juice	99 129	327 680	251 790	599 341
2009819000	Cranberry juice not for infant use	5 152	46 187	8 192	249 059
2009891000	Blackcurrant juice	0	14 570	0	72 078
2009899100	Oth juice of any oth single fruit /vegetables for infant use	0	826	0	3 219
2009899900	Oth juice of any oth single fruit /vegetables not for infant use	102 644	256 053	151 746	442 381
2009901000	Mixtures of juices for instant use	0	636	0	2 482
2009909000	Mixtures of juices not for instant use	164 154	338 055	418 412	616 400
2101111000	Instant coffee	553 326	4 309 783	3 578 596	28 725 252
2101119000	Extracts, essences and concentratesoth than coffee	42 744	172 580	233 959	844 125

I.3. IMPOR MENURUT KOMODITI / IMPORT BY HS COMMODITY

*** MEI / MAY 2014 ***

HS	Uraian Komoditi Commodity Description	Berat Bersih / Net Weight (Kg)		Nilai / Value C.I.F (US\$)	
		Bulan ini Current Month	Kumulatif Cum..Jan. to date	Bulan ini Current Month	Kumulatif Cum..Jan. to date
2101129000	Prep w/ basis extrct,esenc/ conctrts/ w/basis coffee,oth thn mxtr i	631 712	1 710 246	4 511 645	11 857 296
2101201000	Tea preprtn consisting of a mixture of tea, milk powder and sugar	15 731	56 470	84 654	280 344
2101209000	Oth extract,essence,concentrate, of teao mate & prep. milk powc	70 615	691 154	436 147	4 808 008
2101300000	Roasted chicory& oth.roasted coffee substitute,extract,essence&c	204	522	1 981	5 102
2102100000	Active yeasts	446 360	1 485 906	1 159 902	3 935 286
2102200000	Inactive yeasts; oth single-cell microorganisms, dead	319 172	2 241 231	297 880	2 769 702
2102300000	Prepared baking powders	345 638	2 329 716	1 051 509	6 326 452
2103100000	Soya sauce	869 409	3 608 149	808 736	3 477 584
2103200000	Tomato ketchup and other tomato sauces	34 126	255 442	61 716	425 176
2103300000	Mustard flour & meal & prepared mustard	8 648	42 131	37 219	184 190
2103901000	Chilli sauce	1 656	3 659	11 647	22 787
2103903000	Fish sauce	106 823	402 067	104 824	380 298
2103904000	Oth mixed condiments and mixedseasonings, including belachan	4 249	46 441	12 492	115 988
2103909000	Oth sauces and preparations therefor;mustard flour & meal & prej	926 172	5 394 932	3 145 191	16 265 369
2104101100	Soups and broths & preparationtherefor containing meat for infan	3	3	71	71
2104101900	Soups and broths & preparationtherefor cont meat not for infant t	0	25 599	0	81 768
2104109900	Soups and broths & preparationtherfor not cont meat notfor infan	49 100	233 596	218 001	817 782
2104201100	Homogenised composite food preparation,containing meat for infa	836	837	7 370	7 440
2104201900	Homogenised composite food preparation,containing meat not for	15	15	476	476
2104209100	Homogenised composite food preparation,not containing meat for	2 911	2 911	25 645	25 645
2104209900	Homogenised composite food preparation,not containing meat not	0	10 866	0	37 901
2105000000	Ice cream and other edible ice, whetheror not containing cocoa	366 590	2 308 771	1 365 171	6 107 596
2106100000	Protein concentrates and texturedprotein substances	1 047 082	5 299 914	2 016 341	10 663 199
2106901000	Dried bean curd and bean curd sticks	12 859	44 122	25 039	94 897
2106902000	Flavoured or colored syrups	143 508	610 980	428 666	1 689 913
2106903000	Non-dairy creamer	7 214 169	25 239 118	13 971 247	50 977 298
2106904100	Autolysed yeast preparations in powderform	192 493	655 749	1 652 892	5 698 697
2106904900	Autolysed yeast preparations not in powder form	87 524	386 426	384 088	1 288 596
2106905100	Non-alcoholic prep of raw material forthe manufact of composite	41 706	184 032	198 948	1 135 007
2106905200	Non-alcoholic composite concentrts forsimpl dilution w/ water tc	381 083	1 470 789	4 938 701	17 007 502
2106905300	Ginseng based products	6 331	7 998	40 660	144 536
2106905900	Other non-alcoholic preparations use formaking / manufacturing t	407 482	3 325 599	3 438 413	18 289 569
2106907000	Food supplements	492 731	3 024 482	8 864 271	46 246 228
2106908000	Fortificant premixes	61 726	247 728	356 525	1 532 532
2106909100	Oth mixtures of chemicals/ oth substancesof a kind used for food p	85 540	493 726	146 676	737 947
2106909200	Ginseng based preparations	1 874	25 141	20 005	222 262
2106909400	Other food preparations for infant use	51 100	169 154	534 665	1 782 707
2106909600	Other medical foods	1 478	56 214	48 870	744 999
2106909800	Other flavouring preparations	176 325	824 485	1 436 674	5 698 409
2106909900	Other food preparations not elsewherespecified or included	1 116 956	4 999 679	7 850 800	35 377 188
2201100010	Mineral waters	241 147	1 175 408	184 097	806 806
2201100020	Aerated waters	27	4 234	306	6 308
2201909090	Other waters not containing added sugaror oth sweetening matter	96	96	2 226	2 226
2202101000	Sparkling mineral waters and aeratedwaters, flavoured	107 751	362 448	124 947	307 656
2202109000	Other waters, containing added sugar/ oth sweetening or flavoure	6 284 734	21 820 073	4 017 632	13 235 486
2202901000	Flavoured uht milk drinks	203 947	699 956	299 704	984 291
2202902000	Soya milk drinks	709 671	3 350 304	497 291	2 248 829
2202903000	Oth non-aerated beverage ready forimmediate consumption with	3 597 669	9 109 679	3 716 538	11 075 067
2202909000	Oth non-alcoholic beverages, excludingfruit or vegetable juices	6 288 072	20 267 268	3 539 069	11 401 263
2203009000	Other beer made from malt,including ale	165 521	206 615	302 695	397 635
2204211100	Wine, in containers <= 2 l, alcoholicstrength by volume <= 15%	10 496	34 067	97 662	166 066
2204212100	Grape must,in container <=2 l,alcoholicstrength by volume <= 15%	6 100	19 715	66 713	174 282
2204301000	Other grape must, alcoholic strength byvolume <= 15%	8 210	8 210	50 330	50 330
2205101000	Vermouth & oth wine,in container <=2 l,alcoholic strength by volu	34	34	618	618
2206002000	Sake (rice wine)	6 500	16 600	22 100	55 420
2207100000	Undenatured ethylalcohol of alcoholic	8 948	48 293	51 693	269 015
2207201100	Ethyl alcohol of an alcoholic strength	2 738	12 587	4 325	20 471
2207201900	Oth denatured ethyl alcohol, including	42	130	923	1 619
2207209000	Other ethyl alcohol and other spirits	7	8	141	143
2208205000	Brandy	2 352	7 022	7 169	30 942
2208209000	Other spirits obtained by distilling	3 545	3 799	61 756	64 792
2208300000	Whiskies	22 086	39 997	285 405	517 903
2208400000	Rum & oth spirit obtained by	655	8 053	9 747	46 919
2208500000	Gin & geneva	1 626	4 693	20 449	35 566
2208600000	Vodka	2 451	8 357	24 533	64 051
2208700000	Liqueurs & cordials	660	660	11 638	11 638
2208909000	Other spirituous beverages	202	202	3 573	3 573
2209000000	Vinegar and substitutes for vinegarobtained from acetic acid	45 146	304 283	69 554	442 724

I.3. IM POR M ENURUT KOM ODITI / IMPORT BY HS COM M ODITY
***** MEI / MAY 2014 *****

H S	Uraian Komoditi Commodity Description	Berat Bersih / Net Weight (Kg)		Nilai / Value C.I.F (US\$)	
		Bulan ini Current Month	Kumulatif Cum.Jan. to date	Bulan ini Current Month	Kumulatif Cum.Jan. to date
2301100000	Flours, meals & pellets, of meat / meatoffal; greaves	5 584 861	22 380 725	4 127 654	16 079 722
2301201000	Flours,meal&pellet,of fish w/ a proteincontent weight <60%/crust	1 449 555	5 746 165	1 334 704	5 241 693
2301202000	Flours,meal&pellet,of fish w/ a proteincontent weight >=60%/ cru:	592 209	6 994 766	910 392	9 506 278
2301209000	Oth flours,meals&pellets unfit for humanconsumpsion	1 992 758	12 727 965	2 203 278	13 278 618
2302100000	Bran, sharps and other residues of maize(corn)	263 675	592 636	227 269	508 423
2302300000	Bran, sharps and other residues of wheat	312 000	1 217 716	105 552	492 709
2302500000	Bran, sharps and other residues ofleguminous plants	325 100	1 491 650	127 966	505 200
2303101000	Residues of starch manufacture of manioc(cassava) or sago	0	21 000	0	47 250
2303109000	Other residues of starch and similarresidues	24 538 178	111 515 276	21 198 994	91 449 429
2303300000	Brewing or distilling dregs and waste	18 852 173	85 025 194	6 266 295	27 985 270
2304001000	Defalted soya been flour, fit for humanconsumpsion	661 120	2 764 847	502 135	1 960 451
2304009000	Oil-cake&other solid residues, fromextraction of soyabean oil	405 773 905	1 309 792 145	249 172 730	775 880 886
2306300000	Oil-cake and other solid residues ofsunflower seeds	76 150	76 150	30 993	30 993
2306411000	Oil-cake and other solid residues of lowerucic acid rape seeds	580 650	3 133 610	165 428	880 664
2306412000	Oil-cake and other solid residues of lowerucic acid colza seeds	316 528	415 148	148 245	188 186
2306491000	Oil-cake and other solid residues of othrape seeds	10 991 154	52 887 678	3 081 746	14 513 667
2306492000	Oil-cake and other solid residues of othcolza seeds	84 000	573 380	22 176	153 855
2306500000	Oil-cake and other solid residues ofcoconut/ copra	130 000	574 500	8 762	38 582
2306901000	Oil-cake and other solid residues ofmaize (corn) germ	2 053 407	5 636 636	1 760 518	4 743 630
2306909000	Other oil-cake and other solid residues	1 556 140	7 382 920	410 664	1 508 477
2308000000	Vegetable materials and waste, residuesof a kind used in animal fe	12 600	164 562	7 119	156 961
2309101000	Dog or cat food, put up for retail sale,containing meat	2 120 618	9 359 936	2 293 408	10 305 025
2309109000	Dog or cat food, put up for retail sale,not containing meat	1 078 110	3 798 584	1 665 991	5 563 533
2309901100	Complete feed of a kind suitable forpoultry	309 072	1 031 957	201 538	669 052
2309901200	Complete feed of a kind suitable forswine	2 778 138	15 279 223	1 333 528	6 926 921
2309901300	Complete feed of a kind suitable forprawns	71 723	743 908	65 885	1 040 751
2309901400	Complete feed of a kind suitable forprimates	0	42 922	0	44 988
2309901900	Other complete feed	132 562	704 099	117 372	802 377
2309902000	Premixes, feed supplements and feedadditives for animal	3 723 792	16 459 793	10 962 642	50 184 880
2309903000	Other preparations of a kind used inanimal feeding, containing me	27 952 589	115 572 207	18 198 475	71 428 971
2309909000	Other preparations of a kind used inanimal feeding, not containing	13 167 319	61 391 525	11 122 942	46 318 886
2401101000	Virginia tobacco, not stemmed/ stripped,flue-cured	607 060	7 719 181	5 503 127	42 336 667
2401104000	Burley tobacco, not stemmed/ stripped	195 592	1 466 531	1 156 622	6 322 376
2401105000	Oth tobacco, not stemmed/ stripped,flue-cured	277 200	1 051 779	1 383 148	5 303 582
2401109000	Oth tobacco, not stemmed/ stripped, notflue-cured	2 142 798	10 490 898	11 301 032	55 605 274
2401201000	Virginia tobacco, partly or whollystemmed/ stripped,flue-cured	1 868 178	8 767 818	11 264 286	51 644 369
2401202000	Virginia tobacco, partly or whollystemmed/ stripped,not flue-curec	0	203 571	0	1 577 172
2401203000	Oriental tobacco, partly or whollystemmed/ stripped	612 870	2 762 954	4 996 884	22 853 241
2401204000	Burley tobacco, partly or wholly stemmed/ stripped	530 599	1 755 134	4 095 956	11 893 038
2401205000	Oth tobacco, partly or wholly stemmed/ stripped, flue-cured	40	32 070	470	4 049 799
2401209000	Oth tobacco, partly or wholly stemmed/ stripped,not flue-cured	831 945	3 654 227	5 210 482	24 365 717
2401301000	Tobacco stems	39 944	2 502 932	114 208	3 538 368
2401309000	Other tobacco refuse	16 500	951 820	13 645	1 097 316
2402100000	Cigars, cheroots and cigarillos,containing tobacco	17 524	35 280	241 784	498 928
2402202000	Clove cigarettes	177	804	10 092	42 835
2402209000	Other cigarettes containing tobacco	61 562	235 493	1 403 172	4 849 199
2402902000	Cigarettes of tobacco substitutes	0	5 796	0	226 384
2403191900	Not ang hoon, packed for retail sale	0	94	0	4 128
2403192000	Oth manufactured tobacco for themanufacture of cigarette	447 040	4 326 714	2 744 487	26 785 446
2403199000	Other smoking tobacco, whether or notcontaining tobacco substiti	0	125 877	0	1 258 463
2403919000	Homogenised or reconstituted tobacco,packed not for retail sale	203 543	1 638 489	695 917	4 981 678
2403991000	Tobacco extracts and essences	0	751	0	5 319
2403999000	Oth manufactures tobacco & manufacturedtobacco substitutes	47 771	562 857	438 616	5 246 768
2501001000	Table salt	117	403	583	1 863
2501002000	Rock salt	2 397	5 533	12 657	29 900
2501009010	Oth salt cont. at least 94.7% sodiumchloride calculated on a dry ba	146 182 001	1 004 899 777	6 060 871	45 954 880
2501009090	Other salt and sea water	180 550	430 859	21 001	54 127
2502000000	Unroasted iron pyrites	24 000	96 000	7 920	37 340
2503000000	Sulphur of all kinds, oth than sublimed,precipitated and colloidal s	62 667 623	159 144 825	12 493 667	32 524 368
2504100000	Natural graphite, in powder or in flakes	1 370 878	6 425 423	384 581	2 164 324
2504900000	Natural graphite,not in powder nor inflakes	72 993	298 413	131 145	472 238
2505100000	Silica sands and quartz sands	3 207 453	26 872 227	566 053	3 391 528
2505900000	Other natural sands,whether/ not coloredother than metal-bearing	145 414	12 049 928	139 346	1 308 450
2506100000	Quartz	638 509	2 849 408	91 133	486 948
2506200000	Quartzite	144 800	1 339 026	30 440	298 300
2507000000	Kaolin and other kaolinic clays,whetheror not calcined	11 143 689	50 485 592	3 410 938	15 691 612
2508100000	Bentonite	52 843 951	197 997 347	4 001 985	18 405 340
2508300000	Fire-clay	1 052 165	5 169 074	432 462	2 115 902

I.3. IMPOR MENURUT KOMODITI / IMPORT BY HS COMMODITY

*** MEI / MAY 2014 ***

HS	Uraian Komoditi Commodity Description	Berat Bersih / Net Weight (Kg)		Nilai / Value C.I.F (US\$)	
		Bulan ini Current Month	Kumulatif Cum.Jan. to date	Bulan ini Current Month	Kumulatif Cum.Jan. to date
2508401000	Fuller's earth	3 129 352	7 733 804	840 147	2 006 363
2508409000	Other clays	6 850 589	28 399 735	2 558 460	10 423 861
2508500000	Andalusite, kyanite and sillimanite	437	562 102	28 755	336 970
2508600000	Mullite	143 851	461 256	50 035	181 731
2508700000	Chamotte or dinas earths	111 422	1 228 021	51 903	500 046
2509000000	Chalk	51 936	228 584	26 252	293 429
2510101000	Apatite, unground	27 335	357 381	47 955	489 217
2510109000	Oth natural calcium phosphates,naturalaluminium calcium phospl	218 484 157	603 190 651	29 264 840	81 638 043
2510209000	Oth natural calcium phosphates,naturalaluminium calcium phospl	0	159 000	0	350 468
2511100000	Natural barium sulphate (barytes)	12 533 138	49 787 458	2 430 106	9 916 167
2512000000	Siliceous fossil meals and similarsiliceous earths	475 305	1 882 174	297 050	1 224 220
2513100000	Pumice stone	5 049	70 802	23 833	109 825
2513200000	Emery, natural corundum, natural garnetand other natural abrasiv	672 074	10 369 462	377 236	4 017 137
2514000000	Slate, whether or not roughly trimmed ormerely cut	188 072	1 077 210	69 467	426 661
2515110000	Marble and travertine, crude or roughlytrimmed	517 970	2 775 927	89 134	466 440
2515121000	Marble and travertine, merely cut into blocks	2 394 950	13 024 461	752 277	4 020 183
2515122000	Marble and travertine, merely cut into slabs	3 188 319	14 573 816	1 676 136	6 705 194
2515200000	Ecaussine & other calcareous monumentalor building stone; alaba	0	40 740	0	2 444
2516110000	Granite, crude or roughly trimmed	0	1 538	0	4 100
2516121000	Granite, merely cut into blocks	1 336 540	4 819 289	161 573	1 085 330
2516122000	Granite, merely cut into slabs	932 213	5 389 911	300 257	1 958 184
2516201000	Sandstone,crude or roughly trimmed	0	60 000	0	19 710
2516202000	Sandstone,merely cut into blocks orslabs	0	53 308	0	44 949
2516900000	Other monumental or building stone	0	149 261	0	37 274
2517100000	Pebbles, gravel, broken/ crushed stonewhether or not heat treatec	19 386 073	73 267 945	360 258	1 369 491
2517200000	Macadam of slag, dross or similarindustrial waste	1	17	14	661
2517300000	Tarred macadam	0	420	0	813
2517410000	Granules, chippings and powder of marble	193 373	1 299 744	35 506	219 743
2517490000	Granules, chippings & powder of stoneswhether or not heat treat	1 642 582	2 710 210	579 830	959 042
2518100000	Dolomite, not calcined or sintered	760 000	1 798 683	86 620	196 160
2518200000	Dolomite, calcined or sintered	3 041 560	8 013 986	376 805	1 205 996
2518300000	Dolomite, ramming mix	0	312 000	0	65 826
2519100000	Natural magnesium carbonate (magnesite)	4 117	1 367 869	16 081	477 505
2519901000	Fused magnesia; dead-burned magnesia	1 320 479	5 850 081	366 323	1 516 107
2519902000	Oth magnesium oxide, whether or not pure	3 804 028	18 603 636	1 531 549	7 636 564
2520100000	Gypsum, anhydrite	202 551 750	875 547 260	6 600 697	29 229 160
2520201000	Plasters, of a kind use suitable for usein dentistry	10 957	71 245	22 280	47 677
2520209000	Other plasters	3 081 153	9 653 885	562 632	1 936 635
2521000000	Limestone flux; limestone and othercalcareous stone of lime or ce	6 054 126	112 764 891	151 215	2 750 675
2522100000	Quicklime	5 339 636	17 471 132	597 796	2 010 966
2522200000	Slaked lime	6 893 366	16 104 393	1 002 962	2 498 329
2522300000	Hydraulic lime	111 500	231 538	32 622	61 165
2523101000	Cement clinkers, for white cement	0	38 502 166	0	2 037 175
2523109000	Other cement clinkers	87 110 017	868 153 867	4 415 611	44 797 634
2523291000	Portland cement, coloured cement	38 718 000	216 719 200	2 561 453	14 453 586
2523299000	Other portland cements	0	45 720 000	0	2 397 319
2523300000	Aluminous cement	0	369 451	0	342 078
2523900000	Other hydraulic cements	110 371 000	523 112 787	7 975 974	39 519 781
2524900000	Other asbestos	12 633 350	47 263 725	7 804 688	29 612 860
2525100000	Crude mica and mica rifted into sheetsor splittings	26	176	445	2 071
2525200000	Mica powder	157 502	1 332 716	245 169	1 729 335
2526201000	Talc powder, crushed or powdered	8 479 228	35 510 430	2 128 702	10 253 997
2526209000	Oth natural steative, crushed/ powdered	178 890	744 537	91 875	380 090
2528000000	Natural borates and concentrates;naturalboric acid containing < 8%	189 022	861 272	114 630	541 733
2529100000	Feldspar	39 141 764	163 881 145	2 710 056	12 240 562
2529210000	Fluorspar, containing by weight 97% orless of calcium fluoride	633 205	3 505 763	210 718	931 741
2529220000	Fluorspar, containing by weight morethan 97% of calcium fluoride	259 889	588 944	180 961	379 545
2529300000	Leucite; nepheline & nepheline syenite	508 900	1 189 952	162 662	379 547
2530100000	Vermiculite, perlite and chlorites,unexpanded	178 021	1 666 174	86 148	562 848
2530201000	Kieserite	7 012 475	87 009 916	1 137 920	15 312 752
2530202000	Epsomite	1	5	13	550
2530901000	Zirconium silicates of a kind used asopacifiers	176 000	1 092 488	247 095	1 370 874
2530909000	Other mineral substances not elsewherespecified or included	2 383 458	13 804 098	510 179	2 967 826
2601110000	Iron ores and concentrates, other thanroasted iron pyrites :non ag	75 255 320	964 036 375	11 140 366	118 692 672
2601120000	Iron ores and concentrates, other thanroasted iron pyrites :agglom	16 500 000	52 709 000	2 793 700	9 568 786
2601200000	Roasted iron pyrites	0	1 601 000	0	490 751
2602000000	Manganese ores & concentrates,includingferruginous manganese,	2 034 553	19 821 011	328 886	2 416 652
2603000000	Copper ores and concentrates	0	10 149 617	0	19 995 498

I.3. IM POR M ENURUT KOM ODITI / IM PORT BY HS COM M ODITY
***** MEI/ MAY 2014 *****

H S	Uraian Komoditi Commodity Description	Berat Bersih / Net Weight (Kg)		Nilai / Value C.I.F (US\$)	
		Bulan ini Current Month	Kumulatif Cum.Jan. to date	Bulan ini Current Month	Kumulatif Cum.Jan. to date
2606000000	Aluminium ores and concentrates	811	180 811	569	125 364
2607000000	Lead ores and concentrates	5 767	25 618	5 686	46 584
2608000000	Zinc ores and concentrates	454	1 835	7 914	32 320
2609000000	Tin ores and concentrates	5 687	696 772	111 071	1 650 370
2610000000	Chromium ores and concentrates	25 000	2 084 940	10 625	818 090
2611000000	Tungsten ores and concentrates	0	2 395	0	182 227
2613100000	Molybdenum ores and concentrates,roasted	7	7	4 560	4 560
2614001000	Titanium ores and concentrates, ilmeniteores and concentrates	7 068	33 068	10 388	36 388
2614009000	Titanium ores and concentrates, otherthan ilmenite ores & concer	488 908	2 490 021	532 179	2 657 291
2615100000	Zirconium ores and concentrates	762 952	3 250 137	986 113	4 535 809
2615900000	Niobium, tantalum or vanadium ores andconcentrates	1 640	107 754	15 316	266 375
2616900000	Precious metal ores other than silverores and concentrates	2	234	152	3 509
2617100000	Antimony ores and concentrates	9 573	31 587	53 803	192 985
2617900000	Other ores and concentrates.	18 453	164 583	9 020	83 516
2618000000	Granulated slag (slag sand)from themanufacture of iron or steel	19	38	24	448
2620400000	Slag,ash & residues containing mainlyaluminium	0	318	0	1 296
2620999000	Other slag, ash & residues,containingmetals, arsenic, or their comp	0	201	0	1 285
2701110000	Anthracite	2 464 430	30 720 247	692 605	5 328 022
2701121000	Bituminous coal: coking coal	156 392 000	683 778 000	19 766 390	97 639 585
2701129000	Bituminous coal: not coking coal	23 006	30 906 877	10 311	5 121 923
2701190000	Other coal,whether or not pulverisedbut not agglomerated	78 002	55 719 916	13 899	8 813 072
2701200000	Briquettes,ovoids & similar solidfuels manufactured from coal	364 246	1 193 483	88 669	297 700
2702100000	Lignite, whether or not pulverised,but not agglomerated	6	81 506	4 665	77 755
2702200000	Agglomerated lignite	0	55 160	0	129 839
2703001000	Peat, whether or not compressed intobales, but not agglomerated	0	168 006	0	35 472
2704001000	Coke & semi-coke of coal	11 505 958	67 752 351	3 283 472	19 453 607
2704003000	Retort carbon	1 100 000	2 504 800	281 868	741 769
2705000000	Coal gas, water gas, producer gas andsimilar gases oth than petrol	62	4 588	1 380	13 217
2706000000	Tar distilled from coal,from lignite orfrom peat & other mineral tar	10 089 040	27 465 350	5 871 218	16 120 472
2707200000	Toluol (toluene)	5 158	8 459	31 443	55 177
2707300000	Xylol (xylenes)	14 844	44 309	19 402	85 722
2707400000	Napthalene	166 840	967 946	255 936	1 377 357
2707500000	Oth aromatic hydrocarbon mix.of >= 65%by vol ,distils at 250.c, AS	2 547 696	8 254 898	2 924 870	10 530 988
2707910000	Creosote oils	307 460	323 863	215 222	249 841
2707991000	Carbon black feedstock	0	5 024	0	13 692
2707999000	Other products of the distilled of hightemperature coal tar	1 668 859	11 631 721	1 948 424	11 949 923
2708100000	Pitch	4 284 523	12 197 875	2 773 009	8 146 298
2709001000	Crude petroleum oil	1 529 934 347	6 806 211 222	1 296 415 550	5 751 681 432
2709009000	Other petroleum oil, crude	0	43 528	0	55 860
2710121100	Motor spirit, of RON 97 and above,leaded	0	889 592	0	9 889
2710121400	Motor spirit, of RON 90 and above, butbelow RON 97, unleaded	86 903 179	360 001 702	94 100 523	392 554 259
2710121600	Other motor spirit, unleaded	903 334 687	5 447 982 252	959 754 752	5 762 180 524
2710122000	Aviation spirit, not of a kind used asjet fuel	175 385	1 299 213	421 066	2 801 464
2710124000	White spirit	818 338	4 903 794	926 649	5 599 112
2710125000	Low aromatic solvents containing byweight <= 1 % aromatic conte	855 579	12 398 022	1 370 524	18 773 895
2710126000	Other solvent spirits	47	3 178	26	20 187
2710127000	Napthha, reformate and oth preparationsof a kind used for bledin	178 309 478	535 207 408	171 023 227	517 590 332
2710128000	Other Alfa olefins	36 000	52 025	83 160	116 159
2710129000	Other petroleum oil, light oil & otherthan crude	387 745	5 944 472	569 343	8 246 236
2710192000	Topped crudes	443 101	5 009 484	644 813	7 663 317
2710193000	Carbon black feedstock	0	49 339 875	0	27 559 842
2710194100	Lubricating oil basestock	16 644 663	85 741 536	19 297 113	99 557 005
2710194200	Lubricating oils for aircraft engines	375 063	1 979 497	765 809	3 852 076
2710194300	Other lubricating oils	8 521 077	49 614 267	17 979 152	105 645 842
2710194400	Lubricating greases	1 182 534	5 190 373	3 643 210	15 719 792
2710195000	Hydraulic brake fluid	46	24 105	2 364	59 329
2710196000	Transformer and circuit breakers oils	342 425	8 082 581	438 243	11 854 477
2710197100	Automotive diesel fuel	503 502 968	3 000 014 010	452 669 186	2 707 195 361
2710197200	Other diesel fuel	331 460 750	1 028 520 284	302 863 988	940 620 772
2710197900	Other fuel oils	35 891 429	157 028 590	22 464 734	99 963 455
2710198100	Aviation turbine fuel (jet fuel) havinga flash point of 23-c or more	0	4 242	0	1 080
2710198200	Aviation turbine fuel (jet fuel) havinga flash point of less than 23-c	42 443 460	242 417 169	46 897 128	267 626 305
2710198910	Normal paraffin	18 295 706	57 900 412	23 289 002	72 905 323
2710198990	Other medium oils and preparations	114 757	4 123 950	348 664	1 803 099
2710199000	Other of diesel fuel, fuel oils	3 956 165	19 164 521	6 810 238	30 681 922
2710200000	Petroleum oils and obtained frombituminous minerals(oth then cr	875	1 960	3 510	8 260
2710990000	Other waste oils	0	13 601	0	21 374
2711120000	Liquid propane	124 732 982	675 790 373	106 171 591	639 870 376

I.3. IMPOR MENURUT KOMODITI / IMPORT BY HS COMMODITY

*** MEI / MAY 2014 ***

HS	Uraian Komoditi Commodity Description	Berat Bersih / Net Weight (Kg)		Nilai / Value C.I.F (US\$)	
		Bulan ini Current Month	Kumulatif Cum..Jan. to date	Bulan ini Current Month	Kumulatif Cum..Jan. to date
2711130000	Liquid butanes	148 436 623	738 544 502	126 413 103	707 192 734
2711141000	Liquid ethylene	27 081	179 089	57 345	375 865
2711149000	Liquid propylene, butylene & butadiene	103	19 843	5 965	49 399
2711190000	Other liquid petroleum gas	0	5 010 226	0	5 526 429
2711219000	Natural gas in gaseous state not kindused as a motor fuel	37	52	186	379
2711290000	Oth natural gas in gaseous state	2 522	9 478	70 518	134 478
2712100000	Petroleum jelly	219 334	1 427 168	483 588	3 143 324
2712200000	Paraffin wax containing by weight < 0.75% of oil	508 292	4 114 634	627 320	5 357 923
2712901000	Other paraffin wax containing by weight>= 0.75% of oil	1 210 400	4 989 332	1 780 177	7 383 580
2712909000	Microcrystalline petroleum wax, slackwax, ozokerite, lignite wax, f	232 062	1 147 247	672 390	3 880 915
2713110000	Petroleum coke, not calcined	22 126 600	22 443 690	10 350 042	10 468 130
2713120000	Petroleum coke, calcined	266 492	21 271 651	213 839	10 321 798
2713200000	Petroleum bitumen	62 606 465	253 046 091	36 589 281	154 001 798
2714100000	Bituminous or oil shale and tar sands	15	19 054	132	8 924
2714900000	Asphalites and asphaltic rocks	1 969 530	12 750 253	1 403 531	7 511 959
2715000000	Bituminous mix. based on natural asphalt on natural bitumen, on p	287 772	979 345	424 311	1 658 655
2716000000	Electrical energy	0	2 526	0	93 319
2801100000	Chlorine	157 896	1 045 250	82 027	539 314
2801200000	Iodine	7 032	21 944	113 367	381 989
2801300000	Fluorine; bromine	4 571	19 032	125 914	646 603
2802000000	Sulphur, sublimed or precipitated,collodial sulphur	37 144 131	62 592 267	8 528 214	14 205 051
2803002000	Acetylene black	436 336	2 154 079	1 147 722	5 564 790
2803004010	Rubber grade of other carbon black	9 544 275	62 256 008	10 575 447	67 655 091
2803004090	Other rubber grade of other carbon black	311 164	1 530 669	389 979	2 025 370
2803009000	Other acetylene black of other carbon	3 544 579	18 221 730	5 336 020	25 138 740
2804100000	Hydrogen	171 580	777 436	56 308	270 669
2804210000	Argon	828 019	3 718 984	565 076	3 291 177
2804290000	Other rare gases	98 119	748 693	340 510	1 674 479
2804300000	Nitrogen	1 172 669	4 382 885	326 477	1 104 533
2804400000	Oxygen	1 384 577	3 744 976	320 930	950 567
2804500000	Boron; tellurium	137	16 342	3 336	17 995
2804610000	Silicon, containing by weight >= 99.99%	13 802	68 150	1 699 493	8 142 090
2804690000	Silicon, containing by weight < 99.99%	1 428 471	5 660 852	3 118 422	12 393 319
2804700000	Phosphorus	27 172	99 742	390 534	1 245 887
2804800000	Arsenic	0	34 000	0	51 884
2804900000	Selenium	10 769	29 286	207 780	658 547
2805110000	Sodium	27 136	543 851	50 614	826 022
2805120000	Calcium	51 612	149 276	242 801	569 877
2805190000	Other alkali or alkaline-earth metals	109 575	654 596	1 230 809	5 934 728
2805300000	Rare-earth metals, scandium & yttriumwhether or not intermixed	1 196	4 432	7 600	30 567
2805400000	Mercury	51	415	4 790	57 490
2806100000	Hydrogen chloride (hydrochloric acid)	1 031 796	5 091 490	187 024	1 027 238
2806200000	Chlorosulphuric acid	0	6	0	103
2807000000	Sulphuric acid; oleum.	29 301 581	233 963 892	805 606	6 598 956
2808000000	Nitric acid; sulphonitric acids	948 882	6 649 420	548 649	2 867 321
2809100000	Diphosphorus pentaoxide	8 000	40 062	17 600	45 449
2809203100	Hypophosphoric acids, food grade	181 265	1 771 890	173 414	1 702 466
2809203900	Phosphoric acids, hypophoric acids,except Hypophosphoric acids; i	3 026 541	12 094 348	2 722 650	10 974 526
2809209100	Hypophosphoric acids, not food grade	64 156	241 445	87 691	304 001
2809209900	Phosphoric acids, hypophoric acids,except Hypophosphoric acids; i	20 573 198	91 189 116	15 343 302	63 643 694
2810000000	Oxide of boron; boric acids	452 663	2 047 402	400 538	1 852 906
2811110000	Hydrogen fluoride (hydrofluoric acid)	84 119	528 491	89 771	565 752
2811191000	Arsenic acid	854	6 150	5 599	25 777
2811199010	Sulphamic acid	639 441	2 826 348	328 736	1 618 401
2811199090	Other inorganic acids, exept sulphamicacid, Arsenic acid and hydrc	2 024	56 859	53 653	284 298
2811210000	Carbon dioxide	940 538	3 245 844	380 609	1 146 759
2811221000	Silica powder	3 380 598	16 891 568	3 016 659	14 887 300
2811229000	Other Silicon powder	1 106 384	5 844 840	1 115 610	6 087 412
2811292000	Sulphur dioxide	0	52 973	0	102 143
2811299000	Other inorganic oxygen compounds of nonmetals	88 373	468 190	436 810	1 231 920
2812100000	Chlorides and chloride oxides	126 038	582 212	228 836	1 093 468
2812900000	Other halides and halide oxides ofnon metals	1	24 418	192	981 147
2813100000	Carbon disulphide	1 286 378	5 850 988	1 065 433	4 868 872
2813900000	Other sulphides of non-metal	701	2 428	76 042	131 443
2814100000	Anhydrous ammonia	6 333 404	34 650 209	3 564 528	18 510 211
2814200000	Ammonia in aqueous solution	5 232	39 797	14 598	116 648
2815110000	Sodium hydroxide (caustic soda), solid	2 333 951	12 729 004	1 250 228	6 400 055
2815120000	Sodium hydroxide (caustic soda),in aqueous solution(lye or liquid s	35 357	158 543	46 684	223 792

I.3. IMPOR MENURUT KOMODITI / IMPORT BY HS COMMODITY
***** MEI/ MAY 2014 *****

H S	Uraian Komoditi Commodity Description	Berat Bersih / Net Weight (Kg)		Nilai / Value C.I.F (US\$)	
		Bulan ini Current Month	Kumulatif Cum.Jan. to date	Bulan ini Current Month	Kumulatif Cum.Jan. to date
2815200000	Potassium hydroxide (caustic potash)	1 225 406	7 488 043	1 451 217	7 757 731
2815300000	Peroxides of sodium or potassium	8 561	21 529	21 264	145 346
2816100000	Hydroxide and peroxide of magnesium	53 746	365 814	150 093	882 330
2816400000	Oxides, hydroxides & peroxides,of strontium or barium	11 340	69 538	101 404	481 329
2817001000	Zinc oxide	540 788	4 461 167	1 073 912	8 542 326
2817002000	Zinc peroxide	59 768	97 198	129 879	275 654
2818100000	Artificial corundum, whether or notchemically defined	236 583	1 659 231	251 632	1 429 991
2818200000	Aluminium oxide, other than artificialcorundum	50 892 793	216 595 234	16 866 657	74 488 359
2818300000	Aluminium hydroxide	8 895 568	80 517 469	3 062 894	22 787 823
2819100000	Chromium trioxide	20 420	253 525	85 032	1 046 026
2819900000	Other chromium oxides and hidroxi	27 687	181 228	154 646	956 861
2820100000	Manganese dioxide	1 625 894	9 147 403	2 598 300	14 373 788
2820900000	Other manganese dioxide	180 914	781 894	176 423	782 905
2821100000	Iron oxides and hydroxides	693 650	4 206 694	1 087 233	6 928 463
2821200000	Earth colors containing >=70% by weightof combined iron evaluat	500	13 561	750	5 128
2822000000	Cobalt oxides and hydroxides, commercialcobalt oxides	28 592	105 452	610 135	1 637 926
2823000000	Titanium oxides	685 539	3 112 861	1 960 250	9 720 366
2824100000	Lead monoxide (litharge, massicot)	5 005	71 596	30 410	311 533
2824900000	Red lead and orange lead	12 340	12 537	55 536	56 375
2825100000	Hydrazine, hydroxylamine, and theirinorganic salt	104 146	375 675	380 898	1 392 384
2825200000	Lithium oxide and hydroxide	9 058	28 485	87 059	250 987
2825300000	Vanadium oxides and hydroxides	0	27 926	0	424 127
2825400000	Nickel oxides and hydroxides	17 598	124 907	221 979	1 459 076
2825500000	Copper oxides and hydroxides	121 520	390 455	799 551	2 500 855
2825600000	Germanium oxides and zirconium dioxide	6 739	30 657	141 537	710 959
2825700000	Molybdenum oxides and hydroxides	2	11 320	264	241 500
2825800000	Antimony oxides	60 565	378 250	471 429	3 082 468
2825900000	Other peroxides	40 993	137 529	168 594	854 370
2826120000	Fluorides of aluminium	0	4 737	0	14 025
2826190000	Other fluorides	30 512	298 425	62 546	384 947
2826300000	Sodium hexafluoroaluminate(synthetic cryolite)	19 500	78 802	6 045	42 869
2826900000	Other complex fluorine salt.	83 090	657 111	170 981	1 500 591
2827100000	Ammonium chloride	440 098	2 396 276	114 851	525 678
2827201000	Calcium chloride, commercial grades	500 212	4 610 177	113 120	1 223 394
2827209000	Calcium chloride, not commercial grades	1 457 520	2 598 585	564 421	1 021 076
2827310000	Other chlorides of magnesium	50 916	703 971	55 702	574 936
2827320000	Other chlorides of aluminium	1 300 562	9 065 301	470 949	3 614 061
2827350000	Other chlorides of nickel	9 125	71 709	59 591	416 847
2827391000	Other chlorides of barium or of cobalt	50 633	105 564	30 076	113 138
2827392000	Other chlorides of iron	109 313	202 740	72 467	193 528
2827399000	Other chlorides	289 460	1 407 043	257 226	1 509 859
2827410000	Chloride oxides & chloride hydroxides,of copper	0	35 381	0	287 160
2827490000	Other chloride oxides & chloridehydroxides	409 357	1 793 839	278 283	1 489 957
2827510000	Bromides of sodium or of potassium	77 286	337 305	234 208	926 351
2827590000	Other bromides of sodium or of potassium	21 001	269 720	41 950	436 097
2827600000	Iodides and iodide oxides	15 291	42 926	483 102	889 488
2828100000	Commercial calcium hypochlorite & othercalcium hypochlorites	217 998	865 600	175 990	838 035
2828901000	Sodium hypochlorite	0	63 614	0	26 437
2828909000	Other hypochlorite	86 853	681 616	133 791	735 808
2829110000	Chlorates of sodium	1 028 711	4 605 779	793 289	3 493 618
2829190000	Other chlorates	176 000	1 179 800	268 915	1 592 506
2829901000	Sodium perchlorite	1 393	26 579	6 651	40 302
2829909000	Other perchlorites; bromates andperbromates: iodates and period	1 440	31 504	14 604	669 550
2830100000	Sodium sulphides	804 500	3 260 252	421 799	1 798 784
2830901000	Cadmium sulphide or zinc sulphide	1 689	103 640	15 722	107 286
2830909000	Polysulphides, whether or not chemically defined	5 392	60 179	59 408	237 440
2831100000	Dithionites and sulphonylates of sodium	658 943	3 445 414	917 645	5 091 563
2831900000	Other dithionites and sulphonylates	26 082	140 438	70 580	307 431
2832100000	Sodium sulphites	1 221 659	7 686 794	501 035	3 364 862
2832200000	Other sulphites	39 586	232 786	23 885	141 459
2832300000	Thiosulphates	79 837	265 416	44 033	154 345
2833110000	Disodium sulphate	4 332 482	86 634 744	601 452	10 683 584
2833190000	Other sodium sulphates	30 973	324 792	44 479	362 849
2833210000	Magnesium sulphate	8 025 182	33 939 723	1 193 014	5 119 928
2833221000	Aluminium sulphate :commercial grade	0	20 000	0	29 600
2833229000	Aluminium sulphate: not commercial grade	2 188	60 238	3 504	52 093
2833240000	Nickel sulphate	43 724	297 930	151 506	1 471 323
2833250000	Copper sulphate	1 682 233	7 204 738	3 474 316	15 185 555

I.3. IMPOR MENURUT KOMODITI / IMPORT BY HS COMMODITY

*** MEI/MAY 2014 ***

HS	Uraian Komoditi Commodity Description	Berat Bersih / Net Weight (Kg)		Nilai / Value C.I.F (US\$)	
		Bulan ini Current Month	Kumulatif Cum..Jan. to date	Bulan ini Current Month	Kumulatif Cum..Jan. to date
2833270000	Barium sulphate	228 389	924 796	182 207	839 135
2833292000	Tribasic lead sulphate	82 135	333 191	108 388	610 114
2833293000	Other sulfat of chromium	522 000	2 493 180	318 385	1 368 277
2833299000	Other sulfat	1 003 318	4 127 632	559 674	2 214 473
2833300000	Alums	11 766	62 707	6 970	36 741
2833400000	Peroxosulphates (persulphates)	127 698	789 355	151 630	1 020 713
2834100000	Nitrites	255 663	1 086 260	122 967	555 317
2834210000	Potassium nitrates	297 004	870 420	250 367	771 330
2834291000	Nitrates of bismuth	28 048	36 127	71 886	97 454
2834299000	Other nitrates	265 925	1 313 731	411 925	1 668 602
2835100000	Phosphinates (hypophosphites)and phosphonates (phosphites)	126 680	436 225	199 857	1 479 026
2835220000	Phosphates of mono- or disodium	203 563	589 980	262 463	663 920
2835240000	Phosphates of potassium	371 896	2 071 983	683 282	3 879 495
2835251000	Calcium hydrogenothphosphate ("dicalciumphosphate"); feed grac	3 850 197	22 845 513	1 590 988	9 919 316
2835259000	Calcium hydrogenothphosphate ("dicalciumphosphate"); unfeed g	78 517	510 078	127 057	911 427
2835260000	Other phosphates of calcium	2 227 107	9 475 856	1 205 573	5 636 782
2835291000	Other phosphates of trinitrium	348 126	811 860	136 615	339 085
2835299000	Other phosphates	120 205	508 627	241 295	981 175
2835311000	Sodium triphosphate(sodium tripolyphosphate); food grade	351 210	1 142 344	457 609	1 464 716
2835319000	Sodium triphosphate(sodium tripolyphosphate); unfood grade	51 113	1 463 221	90 979	1 633 269
2835391000	Tetranatrium pirofosfat	158 004	529 548	283 555	1 004 209
2835399000	Other polyphosphates	908 142	2 960 408	1 775 551	5 664 769
2836200000	Disodium carbonate	54 284 652	369 460 073	12 963 944	87 081 314
2836300000	Sodium hydrogencarbonate(sodium bicar bonate)	5 190 386	36 648 750	1 908 901	10 527 283
2836400000	Potassium carbonates	1 078 377	4 439 193	1 109 210	4 699 041
2836500010	Calcium carbonate; food orpharmaceutical grade	818 225	2 862 191	555 696	1 914 953
2836500090	Calcium carbonate; not food orpharmaceutical grade	2 923 066	23 916 370	1 198 726	9 368 387
2836600000	Barium carbonate	226 386	1 569 100	246 344	1 591 401
2836910000	Lithium carbonates	25	33 195	567	150 496
2836920000	Strontium carbonate	136 150	583 214	119 152	493 902
2836991000	Commercial ammonium carbonate	233 033	1 903 958	67 923	585 440
2836992000	Lead carbonates	0	43	0	742
2836999000	Other calcium carbonate	460 139	2 678 727	436 128	3 367 386
2837110000	Cyanides and cyanide oxides, of sodium	219 790	2 953 980	605 278	8 487 950
2837190000	Other cyanides and cyanide oxides	11 289	26 772	81 879	230 129
2837200000	Complex cyanides	0	7	0	11 678
2839110000	Sodium metasilicates	427 228	2 224 031	176 775	946 538
2839191000	Sodium silicates	2 835 657	23 700 320	847 060	6 704 655
2839199000	Other silicates of sodium; commercialalkali metal silicates	1 880 118	11 317 214	1 075 174	4 818 580
2839900000	Other silicates; commercial alkali metalsilicates	390 055	3 493 882	583 624	4 003 817
2840110000	Anhydrous; disodium tetraborate(refined borax)	0	60 668	0	60 556
2840190000	Other disodium tetraborate(refined borax)	7 582 000	31 246 345	4 226 880	17 393 083
2840200000	Other borates	0	252 177	0	549 081
2840300000	Peroxoborates (perborates)	2	19 573	294	30 033
2841300000	Sodium dichromate	20 507	189 523	34 626	285 479
2841500000	Other chromates and dichromates,peroxochromates	309	14 968	6 445	86 278
2841610000	Potassium permanganate	104	147 864	6 592	382 496
2841690000	Other manganit, manganat	768	7 118	4 451	37 841
2841700000	Molybdates	2 176	29 239	38 823	289 210
2841800000	Tungstates (wolframates)	187	10 726	1 384	67 154
2841900000	Oth salts of oxometallic orperoxometallic acids	264 630	608 417	170 201	798 303
2842100000	Double/complex silicates,includ aluminosilicates w.or not chemica	2 504 784	10 760 610	1 473 153	6 068 551
2842901000	Sodium arsenite	1	3 220	21	124 611
2842902000	Copper and/or chromium salts	184	1 376	849	7 359
2842903000	Oth fulminates, cyantates andthiocyanates	170	819	925	4 174
2842909000	Oth salts of inorganic acids/peroxoacidincl aluminosilicates , oth t	80 843	553 660	181 347	1 502 077
2843100000	Colloidal precious metals	2 864	16 317	274 289	1 317 554
2843210000	Silver nitrate	13 860	15 959	184 877	257 535
2843290000	Other silver compounds	1 248	4 252	259 118	1 109 091
2843300000	Gold compounds	53	1 133	253 336	1 168 772
2843900000	Other amalgams and other compoundcolloidal precious metals	432	3 023	78 219	299 328
2844209000	Ceramics products & mixtures containinguranium enriched in u235	4	66	39	138
2844401100	Radium and its salts	24	184	6 348	50 459
2844401900	Other radioactive elements & isotopes & compounds, radioactive r	264	5 634	42 361	580 750
2844409000	Ceramic products & mixtures containingisotop or compound,radio	878	6 367	420 226	3 160 985
2845100000	Heavy water (deuterium oxide)	0	236	0	1 520
2845900000	Other isotops other than thoseheading 28.44	23	2 580	220	8 536
2846100000	Cerium compounds	1 127	22 035	24 505	276 814

I.3. IMPOR MENURUT KOMODITI / IMPORT BY HS COMMODITY
***** MEI / MAY 2014 *****

H S	Uraian Komoditi Commodity Description	Berat Bersih / Net Weight (Kg)		Nilai / Value C.I.F (US\$)	
		Bulan ini Current Month	Kumulatif Cum.Jan. to date	Bulan ini Current Month	Kumulatif Cum.Jan. to date
2846900000	Other compounds, inorganic or organic of rare-earth metal	20 005	76 040	110 117	482 860
2847001000	Liquid hydrogen peroxide, whether or not solidified with urea	602 277	6 544 899	317 579	2 852 222
2847009000	Other hydrogen peroxide, whether or not solidified with urea	1 635	182 253	21 478	179 731
2848000000	Phosphides, whether or not chemically defined excluding ferrophosphides	0	25 000	0	98 000
2849100000	Carbides, whether or not chemically defined of calcium	837 944	4 249 276	478 752	2 482 044
2849200000	Carbides, whether or not chemically defined of silicon	162 241	692 966	221 595	999 906
2849900000	Carbides, whether or not chemically defined of other material	479 978	1 060 214	230 035	1 044 939
2850000000	Hydrides, nitrides, azides, silicides and borides, other than compounds of boron	344	42 046	8 256	110 696
2852101000	Mercury sulphate whether chemically defined	48	312	2 633	21 064
2852109000	Inorganic or organic compounds of mercury chemically defined	39	262	9 173	42 987
2852901000	Mercury tannates, not chemically defined	75	105	1 159	1 511
2852909000	Inorganic or organic compounds of mercury not chemically defined	1 248	6 658	13 751	49 791
2853000000	Other inorganic compounds (including distilled/conductivity water of similar quality)	1 097	50 128	4 820	49 633
2901100000	Saturated acyclic hydrocarbons.	1 369 108	4 585 248	2 011 757	6 803 551
2901210000	Ethylene	38 528 269	227 249 242	55 439 914	328 138 461
2901220000	Propene (propylene)	16 370 412	120 550 860	22 036 852	168 093 969
2901230000	Butene (butylene) and isomers thereof	2 188 590	14 428 444	3 267 288	21 495 384
2901240000	Buta-1, 3-diene and isoprene	0	4 444 053	0	6 508 831
2901291000	Acetylene	9 146	53 090	6 683	33 991
2901299010	Linear alpha olefin	1 688 005	3 218 013	2 000 926	4 189 713
2901299090	Other acyclic hydrocarbons	2 152	70 117	76 675	312 558
2902110000	Cyclohexane	49 329	112 893	86 804	215 383
2902190000	Other cyclanes	207 196	1 120 015	385 752	2 470 633
2902200000	Benzene	19 507 967	67 867 210	25 260 283	89 519 519
2902300000	Toluene	9 586 525	49 461 297	10 600 902	57 834 643
2902410000	O-xylene	3 831 065	11 859 354	4 752 306	16 118 149
2902430000	P-xylene	68 215 795	383 062 986	83 189 026	499 979 673
2902440000	Mixed xylene isomers	3 828 338	21 308 050	4 210 183	25 117 399
2902500000	Styrene	356 432	2 097 420	590 982	3 611 890
2902600000	Ethylbenzene	0	158	0	1 123
2902700000	Cumene	0	748 988	0	1 321 784
2902901000	Dodecylbenzene	0	171 462	0	375 466
2902902000	Alkylbenzenes	11 369	94 654	20 372	284 961
2902909000	Other cyclic hydrocarbons.	729 267	5 297 657	1 604 172	6 496 472
2903111000	Methyl chloride	55 159	340 157	74 269	428 178
2903120000	Dichloromethane (methylene chloride)	867 504	5 354 654	539 736	3 156 352
2903130000	Chloroform (trichloromethane)	563	13 753	9 071	92 066
2903150000	Ethylene dichloride (ISO) 1,2-dichloroethane	208	1 135	3 981	17 502
2903191000	1,2-dichloroethane (ethylene dichloride) and dichlorobutanes	0	949	0	5 317
2903199000	Other saturated chlorinated derivatives of acyclic hydrocarbons	23 265	115 388	48 396	220 511
2903210000	Vinyl chloride (chloroethylene)	3 004 422	36 254 463	2 846 344	34 599 789
2903220000	Trichloroethylene	57 895	583 291	64 690	609 084
2903230000	Tetrachloroethylene (perchloroethylene)	34 560	534 818	45 750	699 469
2903290000	Other unsaturated chlorinated derivatives of acyclic hydrocarbons	56 310	264 390	218 167	991 568
2903391000	Methyl bromide	0	94 634	0	532 375
2903399000	Other fluorinated, brominated/iodinated derivative of acyclic hydrocarbons	33 773	430 092	160 137	1 295 639
2903710000	Chlorodifluoromethane	288 940	840 528	815 166	1 912 754
2903720000	Dichlorotrifluoroethanes	28 896	82 751	218 472	535 732
2903730000	Dichlorodifluoroethanes	80 000	318 832	171 200	654 842
2903740000	Chlorodifluoroethanes	10 880	97 300	39 168	325 500
2903750000	Dichloropentafluoropropanes	0	25 069	0	328 227
2903770000	Other, perhalogenated only with fluorine and chlorine	0	36 386	0	40 902
2903780000	Other perhalogenated derivatives	7 681	31 511	9 520	31 039
2903790000	Other halogenated derivatives of acyclic hydrocarbons cont. two or more halogens	2	2	110	110
2903810000	1, 2, 3, 4, 5, 6-hexachlorocyclohexane (HCH (ISO)), including lindane (ISO)	342	342	1 217	1 217
2903890000	Other halogenated derivatives of cycloaliphatic cyclic/cycloolefinic hydrocarbons	0	3 000	0	10 030
2903910000	Chlorobenzene, o-dichlorobenzene and p-dichlorobenzene	175 005	1 732 594	297 586	2 877 235
2903990000	Other halogenated derivatives of aromatic hydrocarbons	45 636	254 726	178 893	589 803
2904100000	Derivatives containing only sulphogroups their salts and ethyl esters	501 022	2 343 587	993 399	4 551 140
2904209000	Other derivatives containing only nitro or only nitroso groups	68	16 175	424	28 903
2904900000	Other sulphonated, nitrated or nitrosated derivatives of hydrocarbons	24 034	317 481	54 069	731 359
2905110000	Methanol (methyl alcohol)	21 115 964	321 411 459	9 951 829	95 174 340
2905120000	Propan-1-ol (propyl alcohol) & propan-2-ol (isopropyl alcohol)	1 618 787	8 554 852	2 304 076	11 634 036
2905130000	Butan-1-ol (n-butyl alcohol)	3 307 543	15 200 795	4 210 194	19 585 893
2905140000	Other butanols	675 886	3 023 576	837 601	3 781 533
2905160000	Octanol (octyl alcohol) and isomers thereof	1 514 250	14 518 543	2 275 224	21 838 323
2905170000	Dodecan-1-ol (lauryl alcohol), hexadecan-1-ol, and octadecan-1-ol	29 340	290 242	161 615	791 590
2905190000	Other saturated monohydric alcohols	574 382	2 508 774	1 024 707	4 398 037

I.3. IMPOR MENURUT KOMODITI / IMPORT BY HS COMMODITY

*** MEI / MAY 2014 ***

HS	Uraian Komoditi Commodity Description	Berat Bersih / Net Weight (Kg)		Nilai / Value C.I.F (US\$)	
		Bulan ini Current Month	Kumulatif Cum..Jan. to date	Bulan ini Current Month	Kumulatif Cum..Jan. to date
2905220000	Acyclic terpene alcohols	156 330	763 197	1 144 892	5 641 410
2905290000	Other unsaturated monohydric alcohols	26 663	68 732	252 202	702 690
2905310000	Ethylene glycol (ethanediol)	36 598 818	193 774 297	38 209 169	210 916 232
2905320000	Propylene glycol (propane-1, 2- diol)	2 466 907	15 247 231	4 390 661	26 133 595
2905390000	Other diols	283 568	1 679 954	1 026 660	4 787 611
2905410000	2-ethyl-2-(hydroxymethyl) propane-1,3-(trimethylolpropane)	51 079	174 954	122 982	402 744
2905420000	Pentaerythritol	328 962	2 086 728	554 939	3 498 457
2905430000	Mannitol	13 570	119 448	126 761	602 260
2905440000	D-glucitol (sorbitol)	176 203	1 276 365	149 981	947 504
2905450000	Glycerol	43 321	842 105	77 684	1 229 984
2905490000	Other polyhydric alcohols	38 150	352 502	230 547	1 376 904
2905590000	Other halogenated, sulphonated,nitratedderivatives of acyclic alco	3 395	107 281	43 330	545 620
2906110000	Menthol	135 867	590 012	3 082 154	14 334 204
2906120000	Cyclohexanol, methylcyclohexanols anddimethylcyclohexanols	6	1 853	99	13 819
2906130000	Sterols and inositols	27 224	131 654	609 346	2 346 238
2906190000	Other cyclanic, cyclenic/ cycloterpenic	84 519	247 053	971 053	3 971 761
2906210000	Benzyl alcohol	21 137	222 328	84 166	630 054
2906290000	Other aromatic	75 498	311 479	631 685	2 316 179
2907110000	Phenol (hydroxybenzene) and its salts	2 072 828	8 379 520	3 262 398	12 975 889
2907120000	Cresols and their salts	89	348 474	1 728	997 532
2907130000	Octylphenol, nonylphenol and theirisomers, salts thereof	94 610	1 119 437	214 273	2 297 780
2907150000	Naphthols and their salts	11 242	75 664	49 991	229 027
2907190000	Other monophenols	108 334	434 622	449 234	1 607 998
2907210000	Resorcinol and its salts	44 343	189 303	245 279	1 028 576
2907220000	Hydroquinone (quinol) and its salts	22 850	212 652	185 849	1 794 018
2907230000	4,4-isopropylidenediphenol (bisphenol a, diphenylolpropane) and	37 374	212 999	46 810	406 124
2907291000	Phenol-alcohols	5 622	16 387	31 020	102 085
2907299000	Other polyphenols; phenol-alcohols	93 583	278 457	182 933	1 064 643
2908110000	Pentachlorophenol (ISO)	0	41	0	919
2908190000	Oth derivatives containing only halogensubstituents and their salts	30 000	124 338	225 020	922 611
2908910000	Dinoseb (ISO) and its salts	19 647	99 416	77 213	395 590
2908920000	4,6-dinitro-o-cresol (DNOC (ISO) and its salts	4 800	17 948	21 804	95 122
2908990000	Oth halogenated, sulphonated, nitratedor nitrosated deriv. of phe	14 367	42 671	178 635	528 513
2909110000	Diethyl ether	11 200	13 709	35 840	49 475
2909190000	Oth acyclic ethers and their halogenated, sulphonated, nitrated or	9 107	125 810	90 317	413 663
2909200000	Cyclanic, cyclenic or cycloterpenicethers & their halogenated,sulpt	7 243	24 815	89 898	284 678
2909300000	Aromatic ethers & their halogenated,sulphonated, or nitrosated di	99 220	363 310	744 191	3 146 777
2909410000	2,2-oxidiethanol (diethylene glycol,digol)	132 100	894 129	162 800	1 091 910
2909430000	Monobutyl ethers of ethylene glycol orof diethylene glycol	642 505	7 408 716	957 167	11 216 236
2909440000	Other monoalkylethers of ethylene glycol or of diethylene glycol	164 070	2 013 102	321 167	3 854 069
2909490000	Other ether-alcohols, their halogenatedsulphonated, nitrated deri	474 881	2 671 437	1 456 897	8 351 871
2909500000	Ether-phenols, ether-alcohol-phenols &their halogenated, nitratec	31 224	135 247	568 485	1 478 287
2909600000	Alcohol peroxides, ether peroxides, ketone peroxides & their halo	117 676	672 855	342 485	2 243 998
2910100000	Oxirane (ethylene oxide)	4 620	24 920	17 321	123 078
2910200000	Methyloxirane (propylene oxide)	1 001	11 746 826	7 656	20 549 864
2910300000	1-chloro-2,3-epoxypropane(epichlorohydrin)	73 272	385 977	189 940	996 168
2910900000	Other epoxides, epoxyalcohols, epoxy phenols & their halogenatec	191	1 619	18 201	91 642
2911000000	Acetals & hemiacetals, whether or notwith other oxygen function	36 432	78 219	90 194	366 361
2912119000	Other methanal (formaldehyde)	0	411	0	29 518
2912120000	Ethanal (acetaldehyde)	1 449	6 535	75 719	294 172
2912191000	Butanal	20 780	189 484	199 963	1 287 775
2912199000	Other acyclic aldehydes without otheroxygen function	190 676	832 693	462 815	1 930 722
2912210000	Benzaldehyde	3 153	12 866	11 185	46 694
2912290000	Other cyclic aldehydes without otheroxygen function	201 332	595 658	1 687 269	4 799 050
2912410000	Vanillin (4-hydroxy-3-methoxybenzal-dehyde)	34 675	193 809	452 492	2 472 577
2912420000	Ethylvanillin (3-ethoxy-4-hydroxyben- zaldehyde)	29 800	108 533	571 420	1 915 942
2912490010	Aldehyde-alcohols	853	30 978	16 543	282 406
2912490090	Other aldehyde-ethers,aldehyde-phenols & aldehydes with other c	15 468	33 949	222 491	432 840
2912500000	Cyclic polymers of aldehydes	2 365	13 804	20 006	116 322
2912600000	Paraformaldehyde	646 456	4 122 163	676 363	4 246 769
2913000000	Halogenated,sulphonated,nitrated ornitrosated deriv. of products	19 201	19 208	26 329	26 674
2914110000	Acetone	2 070 109	7 268 442	2 491 663	8 981 301
2914120000	Butanone (methyl ethyl ketone)	4 511 508	15 082 504	6 595 893	21 471 608
2914130000	4-methylpentan-2-one (methyl isobutylketone)	2	1 344 608	40	2 449 259
2914190000	Other acyclic ketones without otheroxygen function	27 973	57 901	129 834	293 768
2914220000	Cyclohexanone and methylcyclohexanones	273 948	1 389 581	569 331	2 933 347
2914230000	Ionones and methylionones	11 243	69 448	153 719	808 760
2914291000	Camphor	31 025	179 196	175 091	1 020 132

I.3. IMPOR MENURUT KOMODITI / IMPORT BY HS COMMODITY
***** MEI / MAY 2014 *****

H S	Uraian Komoditi Commodity Description	Berat Bersih / Net Weight (Kg)		Nilai / Value C.I.F (US\$)	
		Bulan ini Current Month	Kumulatif Cum.Jan. to date	Bulan ini Current Month	Kumulatif Cum.Jan. to date
2914299000	Other cyclanic, cyclenic or cycloterpepenic ketones without oth. o:	134 137	551 061	1 485 333	6 733 941
2914390000	Other aromatic ketones without otheroxygen function	28 532	212 958	116 403	864 268
2914400000	Ketone-alcohols and ketone-aldehydes	32 239	212 413	165 244	948 500
2914500000	Ketone-phenols & ketones without otheroxygen function	14 836	145 768	223 128	1 956 671
2914610000	Anthraquinone	0	10 311	0	95 561
2914690000	Other quinones	364	1 062	78 901	320 231
2914700000	Halogenated, sulphonated, nitrated ornitrosated derivatives	20 201	38 820	117 854	384 945
2915110000	Formic acid	130 966	941 472	118 605	909 722
2915120000	Salts of formic acid	318 531	1 324 053	187 807	740 631
2915130000	Esters of formic acid	766	95 855	14 424	304 200
2915210000	Acetic acid	10 828 522	45 301 067	5 735 841	25 217 507
2915240000	Acetic anhydride	16 800	62 550	28 056	107 156
2915291000	Sodium acetate; cobalt acetates	97 420	613 304	130 553	609 299
2915299000	Other acetic acid and its salts	134 558	902 922	556 849	3 676 042
2915310000	Ethyl acetate	1 961 322	12 607 261	1 971 755	12 957 080
2915320000	Vinyl acetate	2 615 792	16 994 600	4 115 751	19 124 450
2915330000	n-butyl acetate	835 974	1 911 057	1 032 046	2 410 395
2915360000	Dinoseb (iso) acetate	0	600	0	3 270
2915391000	Isobutyl acetate	14 387	163 417	68 935	530 810
2915392000	2-Ethoxyethyl acetate	27	27	642	642
2915399000	Other esters of acetic acid	933 869	6 195 444	2 142 548	12 746 385
2915400000	Mono-, di- or trichloroacetic acids,their salts and esters	291 036	1 715 084	316 017	1 686 881
2915500000	Propionic acids, its salts and esters	571 041	2 049 488	1 229 627	4 624 793
2915600000	Butanoic acids, pentanoic acids, theirsalts and esters	458 798	2 010 041	1 090 355	4 706 766
2915701000	Palmitic acid, its salts and esters	183 847	1 014 141	350 749	1 828 989
2915702000	Stearic acid	105 615	558 429	211 650	1 052 981
2915703000	Salts and esters of stearic acid	433 090	2 300 495	859 277	4 660 005
2915901000	Acetyl chloride	4 585	56 681	34 737	284 282
2915902000	Lauric acid, myristic acid, their saltsand esters	656 002	3 826 195	1 232 544	5 951 782
2915909000	Oth saturated acyclic monocarboxylicacid and their anhydrides, ha	207 033	1 289 154	834 098	4 967 006
2916110000	Acrylic acid and its salts	758 265	3 121 398	1 502 909	6 279 749
2916120000	Esters of acrylic acid	3 067 290	12 063 510	5 857 926	22 817 695
2916130000	Methacrylic acid and its salts	120 202	583 695	302 578	1 516 418
2916141000	Methyl methacrylate	4 051 837	21 461 460	8 366 086	43 613 381
2916149000	Other esters of methacrylic acid	337 237	1 409 274	961 871	4 283 248
2916150000	Oleic,linoleic or linolenic acids,theirsalts and esters	16 248	292 791	36 699	704 856
2916190000	Oth unsaturated acyclic monocarboxylicacids, their anhydrides,hal	193 816	1 024 404	670 768	5 551 650
2916200000	Cyclanic/ cycloterpenic, monocarbo acids, their anhyd,halid,peroxy	105 086	472 802	2 736 083	15 103 946
2916310000	Benzoic acid, its salts and esters	785 034	3 073 943	1 567 323	5 961 903
2916320000	Benzoyl peroxide and benzoyl chloride	137 043	465 076	220 568	900 212
2916340000	Phenylacetic acid and its salt	0	495	0	6 585
2916391000	2,4-dichlorophenyl acetic acid & itssalts and esters	164 000	796 142	472 600	2 423 640
2916392000	Esters of phenylacetic acid	526	13 130	31 374	156 626
2916399000	Oth aromatic monocarboxylic acids,ttheir anhyd,halide&peroxi,per	21 864	191 487	251 656	1 756 737
2917110000	Oxalic acid, its salts and esters	106 270	443 570	99 498	459 277
2917121000	Diocetyl adipata, ita salts and esters	363 222	1 380 614	655 061	2 537 026
2917129000	Oth adipic acid, its salts and esters,oth than dioctyl adipata	64 794	295 965	120 737	648 485
2917130000	Azelaic acid, sebacic acid, their saltsand esters	35 549	168 011	147 982	733 187
2917140000	Maleic anhydride	222 612	1 436 668	386 499	2 533 802
2917190000	Other acyclic polycarboxylic acids,their anhyd,halid,peroxid&perox	90 994	550 471	232 688	1 728 139
2917200000	Cyclanic, cyclenic or cycloterpenic polycarboxylic acids, their anhyd	116 978	771 664	301 148	1 751 956
2917320000	Dioctyl orthophthalates	437 270	1 725 819	647 248	2 583 410
2917330000	Dinonyl or didecyl orthophthalates	129 100	597 014	284 101	1 335 687
2917341000	Dybutyl orthophthalatas	68 500	308 554	140 311	619 718
2917349000	Other esters of orthophthalic acid	130 975	815 557	333 215	1 799 818
2917350000	Phthalic anhydride	4 088 500	19 544 495	5 373 708	27 438 909
2917360000	Terephthalic acid and its salts	0	647 512	0	671 506
2917370000	Dimethyl terephthalate	81	150 109	643	206 695
2917391000	Triocetyltrimellitate	187 792	901 717	374 369	1 991 400
2917392000	Oth phthalic compoud of kind used asplasticisers& ester of phthalic	2 200	69 400	10 822	118 191
2917399000	Oth aromatic polycarboxylic acids, their anhydrides, halides & per	723 205	3 990 062	1 248 524	6 555 759
2918110000	Lactic acid, its salts and esters	202 398	1 238 566	526 889	2 814 615
2918120000	Tartaric acid	11 693	175 581	37 161	502 568
2918130000	Salts and esters of tartaric acid	73 792	302 366	205 682	666 643
2918140000	Citric acid	2 800 514	18 953 686	2 881 062	16 733 075
2918151000	Calcium citrata	195 804	746 557	291 725	1 111 548
2918159000	Other salts and esters of citric acid	615 956	3 586 970	905 022	4 640 585
2918160000	Gluconic acid, its salts and esters	682 571	2 753 883	751 407	2 741 835

I.3. IMPOR MENURUT KOMODITI / IMPORT BY HS COMMODITY

*** MEI/MAY 2014 ***

HS	Uraian Komoditi Commodity Description	Berat Bersih / Net Weight (Kg)		Nilai / Value C.I.F (US\$)	
		Bulan ini Current Month	Kumulatif Cum.Jan. to date	Bulan ini Current Month	Kumulatif Cum.Jan. to date
2918190000	Oth carboxylic acids w/ alcohol func butw/o oth oxygen func, their	115 335	380 651	324 770	1 272 684
2918210000	Salicylic acid and its salts	54 108	185 113	180 327	587 005
2918220000	O-acetylsalicylic acid,its salts andesters	23 450	123 104	94 308	481 890
2918230000	Oth ester of salicylic acid and theirsalts	149 630	983 822	683 237	3 620 224
2918291000	Alkyl sulphonic ester of phenol	1 303	44 728	13 884	192 990
2918299000	Oth carboxylic acids w/ phenol func butw/o oxygen func,their anhy	61 633	283 939	510 541	2 273 731
2918300000	Carboxylic acids w/ aldehyde/ketone func but w/o oxygen func & i	64 652	376 008	567 444	3 835 160
2918910000	2,4,5-t(ISO) (2,4,5-trichlorophenoxyacetic acid), its salt & esters	18 713	77 884	43 900	214 670
2918990000	Oth carboxylic acid w/ oxygen func& halid,anhyd,peroxid,peroxyac	82 989	618 987	874 053	4 650 237
2919100000	Tris(2,3-dibromopropyl) phosphate	8 016	44 338	52 440	222 459
2919900000	Oth phosphoric ester & their salts inclactophosphates,their haloge	36 300	319 417	133 510	931 965
2920110000	Parathion (ISO) & parathion-methyl (ISO) (metylparathion)	4 367	45 878	32 612	499 790
2920190000	Oth thlophosphoric esters and theirsalts,their halogeneted,nitrate	138 122	423 819	160 775	756 143
2920901000	Dimethyl sulphate (dms)	84 019	207 945	123 198	274 537
2920909000	Oth esters of oth inorganic acids of nonmetal&their salts,than dim	48 644	198 009	120 140	510 630
2921110000	Methylamine, di- or trimethylamine andtheir salts	50 818	745 464	87 069	1 435 442
2921190000	Oth acyclic monoamines & their derivative,salts thereof	964 686	4 949 155	2 558 096	12 475 176
2921210000	Ethylenediamine and its salts	367 014	1 668 335	965 749	3 717 112
2921220000	Hexamethylenediamine and its salts	16 812	109 273	97 938	552 615
2921290000	Oth acyclic polyamines & their derivative; salt thereof	250 171	1 838 418	760 526	5 485 504
2921300000	Cyclanic, cyclenic / cycloterpenic mono/polyamines&their derivativ	1 024 646	4 386 165	2 006 353	8 738 495
2921410000	Aniline and its salts	120 249	370 010	349 957	1 067 079
2921420000	Aniline derivatives and their salts	148 394	788 019	697 659	2 821 685
2921430000	Toluidines & their derivatives; saltsthereof	5 741	11 525	59 102	114 076
2921440000	Diphenylamine & its derivatives; saltsthereof	15 170	73 688	60 575	324 453
2921450000	1-naphthylamine (_-naphthylamine),2-naphthylamine (?-naphthyl;	45 224	401 469	286 329	2 402 242
2921490000	Oth aromatic monoamines & their derivate; salts thereof	9 055	32 284	134 182	1 040 769
2921510000	O-,m-,p-phenylenediam, diaminotoluenes& their derivatives; salts	264 403	1 703 819	815 100	5 575 649
2921590000	Oth aromatic polyamines & their derivate; salts thereof	416 589	1 863 145	3 488 013	8 989 903
2922110000	Monoethanolamina and its salts	134 554	523 141	213 221	814 348
2922120000	Diethanolamine and its salts	202 847	1 488 541	298 256	2 203 120
2922130000	Triethanolamine and its salts	27 782	1 176 456	268 820	2 291 193
2922191000	Ethambutol & its salts, esters&oth derivesuitable for produc of ant	0	20 268	0	283 799
2922192000	D-2-amino-n-butyl-alcohol	5 583	224 015	21 575	557 289
2922199000	Oth amino-alcohols,cont one kind of oxygfunc, their athers&ester;	88 255	934 852	1 241 263	9 581 143
2922210000	Amino hydroxynaphthalene sulphonic acids and their salts	301 789	1 291 223	1 301 563	8 062 695
2922290000	Oth amino naphthols&oth amino phenol cont one kind of oxygen fu	32 213	186 216	329 692	1 878 707
2922390000	Oth amino aldehydes, amino ketones& aminoquinones cont one ki	782	11 073	9 602	102 409
2922410000	Lysine and its esters; salts thereof	1 338 523	5 759 506	1 583 932	7 458 044
2922421000	Glutamic acid	188	11 012	6 433	117 544
2922422000	Monosodium glutamate (MSG)	2 498 000	12 656 608	2 700 331	13 719 204
2922429000	Oth salt of glutamic acid	11 467	26 181	37 107	163 288
2922430000	Anthranilic acid and its salts	16	16	852	852
2922491000	Mephenamic acid and its salts	151 292	515 980	2 126 026	5 092 623
2922499000	Oth amino acids, cont one kind of oxygenfunc & their esters; salt t	255 336	1 979 836	1 595 831	10 426 258
2922501000	P-aminosalicylic acid & its salts,esterand other derivatives	306 768	1 770 949	597 875	3 255 679
2922509000	Oth amino-alcohol/ amino-acid-phenols&othamino compound w/ i	188 722	676 177	1 158 824	4 269 181
2923100000	Choline and its salts	732 968	4 106 510	976 657	4 922 369
2923201000	Lecithins, whether or not chemicallydefined	1 281 258	5 773 675	1 720 729	7 320 800
2923209000	Phosphoaminolipids, whether or notchemically defined	16 790	142 674	37 258	255 549
2923900000	Oth quarternary ammonium salts andhydroxides whether/ not che	180 583	2 039 101	505 099	3 780 970
2924120010	Monocrotophos (ISO)	0	2 873	0	37 711
2924120090	Fluoroacetamide (ISO) & phosphamidon(ISO)	13 083	13 157	85 282	86 193
2924190000	Oth acyclic amides (incl acyclic carbamates) & their derivatives; sal	322 303	1 596 638	568 700	3 352 625
2924211000	4-ethoxyphenylurea (dulcin)	0	890	0	6 741
2924212000	Diuron and monouron	16 532	140 932	78 960	637 330
2924219000	Oth ureines & their derivatives; saltsthereof	219	54 879	3 076	460 349
2924291000	Aspartame	175 292	829 730	2 592 510	12 057 779
2924292000	Butylphenylmethyl carbamate, methylisopropyl phenyl carbamate	34 997	394 742	133 979	1 492 673
2924299010	Asetaminophen(paracetamol);salicylamide; ethoxybenzamide	680 513	3 031 520	2 638 286	11 665 713
2924299090	Oth cyclic amides(incl cyclic carbamate) and their derivatives; salts	156 406	701 362	1 263 594	6 466 031
2925110000	Saccharin and its salts	20 034	211 148	142 362	1 520 511
2925190000	Oth imides & their derivatives; saltsthereof	29 914	106 207	125 253	651 490
2925290000	Oth imines and their derivatives; andsalts thereof	18 491	140 480	185 670	1 226 777
2926100000	Acrylonitrile	515 733	2 580 597	1 077 381	5 387 181
2926200000	1-cyanoguanidine (dicyandiamide)	36 532	280 272	342 984	1 432 115
2926300000	Fenproporex (INN) & its salts, methadone(INN) intermediate(4-cyr	0	1 723	0	5 760
2926900000	Other nitrile-function compounds	85 011	447 344	747 034	10 397 022

I.3. IMPOR MENURUT KOMODITI / IMPORT BY HS COMMODITY
***** MEI / MAY 2014 *****

H S	Uraian Komoditi Commodity Description	Berat Bersih / Net Weight (Kg)		Nilai / Value C.I.F (US\$)	
		Bulan ini Current Month	Kumulatif Cum.Jan. to date	Bulan ini Current Month	Kumulatif Cum.Jan. to date
2927001000	Azodicarbonamide	294 160	1 193 310	719 383	2 790 447
2927009000	Oth diazo-, azo- or azoxy-compounds	170 517	749 467	667 923	2 841 054
2928001000	Linuron	7 604	23 810	36 150	132 670
2928009000	Oth organic derivatives of hidrazine orof hydroxylamine	15 910	321 290	182 465	1 680 616
2929101000	Diphenylmethena dilsocyanata (MDI)	1 204 551	6 966 470	2 928 308	16 385 377
2929102000	Toluene dilsocyanate	3 147 615	19 207 899	6 886 026	40 916 488
2929109000	Oth isocyanates	638 241	2 292 649	889 600	4 374 238
2929901000	Sodium cyclamate	0	19 000	0	36 765
2929909000	Oth compounds with other nitrogen funct	0	10 300	0	86 238
2930200000	Thiocarbamates and dithiocarbamates	78 434	2 139 678	184 047	11 013 944
2930300000	Thiuram mono-, di- or tetrasulphides	17 720	70 174	94 254	493 185
2930400000	Methionine	1 880 843	11 600 424	6 500 759	39 741 291
2930500000	Captafol (ISO) & methamidophos (ISO)	0	44	0	4 620
2930901000	Dithocarbonates	143	73 989	15 062	420 717
2930909000	Oth organo-sulphur compounds	864 163	4 664 744	3 493 222	19 075 664
2931101000	Tetramethyl lead	0	245	0	3 383
2931902000	N-(phosphonomethyl) glycine and saltsthereof	1 827 076	12 097 610	9 605 902	60 763 676
2931903000	Ethephone	53 811	250 558	524 211	2 154 193
2931904100	Organo-arsenic compounds in liquid form	59 680	433 445	273 230	1 237 202
2931904900	Organo-arsenic compounds not liquid form	146 099	725 418	808 690	3 387 087
2931909010	Dimethyltin dichloride (DM TDCL)	98 318	578 929	356 323	2 400 894
2931909090	Oth of oth organo-inorganic compounds	27 213	449 058	77 201	1 670 880
2932110000	Tetrahydrofuran	29 421	160 898	100 834	539 970
2932120000	2-furaldehyde (furfuraldehyde)	112	40 423	3 048	76 602
2932130000	Furfuryl alcohol and tetrahydrofurfuryl alcohol	111 690	294 101	173 271	530 468
2932190000	Oth comp cont an unfused furan ring(whet/ not hydrogenated) in :	17 784	74 622	585 779	2 623 296
2932200010	Coumarin, methylcoumarins andethylcoumarins	18 306	96 061	178 384	924 373
2932200090	Other lactones	78 598	480 238	825 710	4 838 769
2932930000	Piperonal	0	27 850	0	691 143
2932991000	Carbofuran	183 740	815 393	2 999 096	14 697 556
2932999000	Oth compound contain unfused furan ring(whet/ not hydrogenatec	82 515	562 000	1 345 656	8 322 392
2933111000	Dipyron (analgin)	28 739	155 127	299 645	1 779 633
2933119000	Oth phenazone (antipyrin) and its derive	11 636	83 751	184 899	1 480 282
2933190000	Oth compound contain an unfused pyrazole ring (whet/ not hydrog	27 932	142 292	1 030 070	4 443 184
2933210000	Hydantoin and its derivatives	3 661	32 515	18 760	225 677
2933291000	Cimetidine	0	5 726	0	47 382
2933299000	Oth compounds cont an unfused imidazolering (whet/ not hydrohe	57 199	390 448	633 083	5 272 713
2933310000	Pyridine and its salts	106 451	858 716	588 189	4 246 566
2933320000	Piperidine and its salts	0	23	0	4 721
2933330000	Alfentanil (INN), anileridine (INN), bezitramide(INN),bromazepam(0	11	0	9 449
2933391000	Chlorpheniramine and isoniazid	29 461	150 114	300 363	1 700 944
2933393000	Paraquat salts	1 235 196	6 848 536	3 976 916	22 769 427
2933399000	Oth compound cont unfused pyridine ring(whet/ not hydrogenatec	199 683	911 922	2 701 904	14 529 754
2933490000	Oth comp cont in struc a quinoline/isoquinoline ring-syst (whet/ no	39 131	86 475	679 922	2 161 539
2933520000	Malonylurea (barbituric acid) and ittssalts	10	375	1 038	7 584
2933530000	Allobarbitol(INN),amoberbitol(INN), barbitol(INN),butalbital,butob.	0	35	0	3 050
2933540000	Other derivative of malonylurea (barbituric acid), salts thereof	142	1 005	1 770	12 961
2933591000	Diazinon	22 583	206 490	110 135	689 916
2933599000	Oth comp cont pyrimidine ring (whet/ nohydrogenated)/piperazin	100 472	399 354	2 739 075	10 555 891
2933610000	Melamine	1 379 671	9 499 979	1 736 132	12 152 246
2933690000	Oth comp cont unfused triazine ring(whet/ not hydrogenated) in st	966 427	5 166 295	1 678 339	8 799 112
2933710000	6-hexanelactam (epsilon-caprolactam)	1 778 988	14 523 373	3 955 626	33 836 855
2933720000	Clobazam (INN) and methyprylon (INN)	10	94	14 000	196 930
2933790000	Oth lactams oth than 6-hexanelactam & clobazam & methyprylon	17 727	175 648	337 435	1 470 130
2933910000	Alprazolam(INN), camazepam,chlordiazepoxide(INN), clonazepam,	38	268	8 941	255 853
2933991000	Mebendazole or parbendazole	8 059	33 247	58 766	625 556
2933999000	Oth heterocyclic compounds with nitrogenhetero-atom(s) only	160 528	432 150	2 980 308	7 103 739
2934100000	Compounds contain unfused thiazole ring(weth/ not hydrogenated	8 568	75 382	338 649	1 319 926
2934200000	Compound containing in structure a benzothiazole ring-system, nc	201 410	967 585	784 511	3 734 403
2934300000	Compound containing in structure a phenothiazine ring-system,no	24 053	62 219	187 860	685 143
2934991000	Nucleic acid and its salts	102 102	194 548	653 776	1 417 462
2934992000	Sultones, sultams, diltiazem	676	12 405	282 462	4 227 773
2934993000	6-amino penicillanic acid	0	4 214	0	29 110
2934994000	3-azido-3- deoxythymidine	0	4 637	0	30 157
2934995000	Oxadiazon, with a minimum purity of 94%	0	46	0	989
2934999000	Other nucleic acids&their salts,whet/ not chemically define;oth het	260 051	1 542 393	4 118 032	29 687 568
2935000000	Sulphonamides.	317 669	1 402 349	2 578 812	12 890 363
2936210000	Vitamins A & their derivatives	38 825	205 938	979 931	5 121 589

I.3. IMPOR MENURUT KOMODITI / IMPORT BY HS COMMODITY
***** MEI / MAY 2014 *****

HS	Uraian Komoditi Commodity Description	Berat Bersih / Net Weight (Kg)		Nilai / Value C.I.F (US\$)	
		Bulan ini Current Month	Kumulatif Cum.Jan. to date	Bulan ini Current Month	Kumulatif Cum.Jan. to date
2936220000	Vitamins B1 & its derivatives	30 129	169 565	720 476	3 558 580
2936230000	Vitamin B2 & its derivatives	21 250	94 925	549 141	2 799 608
2936240000	D-or dl-pantothenic acid (vit B3 orvit B5) & its derivatives	63 550	405 553	816 072	3 600 798
2936250000	Vitamin B6 & its derivatives	64 478	217 958	1 555 189	5 091 854
2936260000	Vitamin B12 & its derivatives	8 912	32 606	172 411	1 564 649
2936270000	Vitamin C & its derivatives	237 571	1 521 567	1 690 359	9 689 596
2936280000	Vitamin E & its derivatives	135 652	659 170	1 836 255	8 920 945
2936290000	Oth vitamins & their derivatives	129 048	642 352	1 761 982	7 375 268
2936900000	Provitamin, incl natural concentrates,&its derivative for vit, interm	269 334	1 510 442	2 429 672	11 523 434
2937190000	Oth polypeptide/protein/glycoprotein/hormones,its derivative&stu	6	20	4 168	17 857
2937210000	Cortisone,hydrocortisone, prednisone&prednisolone (dehydrohyd	233	2 456	185 389	1 870 802
2937220000	Halogenated derivatives of corticosteroidal hormones	682	2 996	652 170	3 596 689
2937230000	Oestrogens & progestogens	154	2 754	445 614	3 835 434
2937290000	Oth steroidal hormone, their derivative&structural analogues	276	1 330	625 270	2 097 642
2937500000	Prostaglandins,thromboxanes&leukotrienes ,their derivatives & st	10	50	34 170	139 612
2937901000	Hormones of oxygen-function amino-compounds	44 000	143 008	399 000	1 516 650
2937909000	Oth hormone, its derivative & structural analogues	650	3 897	116 463	681 033
2938100000	Rutoside (rutin) & its derivatives	6 250	35 895	59 040	387 344
2938900000	Oth glycoside, natural/reprodc by synths& their salts,ethers,esters	6 986	30 633	426 892	1 870 223
2939111000	Concentrates of poppy straw and saltsthereof	2	897	328	476 299
2939190000	Oth alkaloids of opium & their derivates; salts thereof	50	577	39 350	115 011
2939201000	Quenine and it salts	0	1	0	44
2939209000	Oth alkaloid of cinchona and heir derivatives; salts thereof, oth thz	960	971	30 815	30 975
2939300000	Caffeine & its salts	37 829	219 288	379 070	2 059 261
2939410000	Ephedrine & its salts	500	6 627	29 250	379 360
2939420000	Pseudoephedrine (INN) & its salts	5 600	11 727	294 024	707 222
2939490010	Phenylpropanolamine HCl (PPA)	50	2 925	3 200	146 316
2939590000	Oth theophylline & aminophylline & theirderivative;saltsthereof, c	3 044	59 785	434 577	1 625 105
2939690000	Oth alkaloids of rye ergot & its derivative; salts thereof	8	16	67 325	97 359
2939991000	Nicotine sulphate	1	22	345	3 446
2939999000	Oth vegetable alkaloids, natural/reprodb by synthesis;their salts,eth	81	3 442	313 904	2 091 990
2940000000	Sugars, chemically pure oth than sucrose,lactose, maltose, glucose	232 865	907 564	1 072 439	4 345 073
2941101100	Amoxicillins & its salts, non-sterile	14 422	38 985	624 850	1 844 159
2941101900	Amoxicillins & its salts, sterile	188 672	647 864	5 609 352	18 754 862
2941102000	Ampicillin & its salts	25 024	118 575	740 222	3 550 659
2941109000	Oth penicillins &their derive w/ penicillanic acid structure; salt the	1 598	16 276	663 562	3 385 428
2941200000	Streptomycins & their derivatives; saltthereof	2 763	8 693	45 890	224 059
2941300000	Tetracyclines & their derivatives; saltthereof	58 355	132 524	1 002 639	2 658 703
2941400000	Chloramphenicol & its derivatives; saltthereof	15 992	80 570	540 800	2 598 210
2941500000	Erythromycin & its derivatives; saltthereof	5 019	24 887	480 854	3 127 281
2941900000	Oth antibiotics	177 558	652 902	5 059 809	21 462 244
2942000000	Oth organic compounds.	135 861	654 377	2 273 118	7 618 019
3001200000	Extracts of glands or oth organs or oftheir secretions, for organo-tl	32	622	6 000	81 387
3001900000	Gland&oth organ for organo-therapeutic&human/ animal substanc	180	510	140 400	944 853
3002101000	Plasma protein solutions	3 153	30 366	626 577	10 136 178
3002103000	Antisera&modified immunological productwhet/ not modified/obt	4 629	23 125	1 697 440	5 808 434
3002109000	Oth blood fractions, whet/not modified/ obtain by biotechnologica	134	11 197	523 457	2 495 963
3002202000	Pertusis, measles, meningitis or poliovaccines	2 326	2 527	2 486 863	2 583 492
3002209010	Hepatitis vaccine	481	7 380	4 228 859	5 647 313
3002209090	Oth vaccines for human medicine oth than tetanus,partusis,messle	9 764	33 331	3 363 034	12 904 564
3002300000	Vaccines for veterinary medicine	46 790	294 574	3 227 440	13 705 656
3002900000	Human blood;animal blood for therapeutic,prophylactic/ diagnosti	5 563	40 045	362 581	2 423 821
3003101000	Medicaments cont amoxicillin (INN) or itsalts, not for retail sale	1 350	3 372	8 303	25 303
3003109000	Oth medcn cont penicillins / derivative'sw/ penicillanic acid stru,no	2 380	9 872	647 685	1 833 568
3003200000	Medicaments containing oth antibiotics	271	28 793	377 089	1 165 939
3003390000	Medicaments cont hormon oth insulin/prodhead 2937 not cont ar	0	15 388	0	102 783
3003400090	Medicament cont alkaloid/ drv not containhormone/head 2937/ an	0	331	0	203 497
3003900000	Oth medicaments cont mix _2 constituentsfor therapeutic/prophy	2 634	23 442	265 592	1 546 130
3004101600	Medicaments cont ampicillin,amoxycillin/their salts, of a kind take	3 071	5 015	16 503	50 727
3004101900	Oth medicaments cont penicillins/theirderivatives, in doses/ for rel	4 650	53 756	188 261	1 341 481
3004102900	Medicaments cont streptomycins/derivativ,other than ointment fc	0	3 302	0	849 803
3004201000	Medicaments cont gentamycin, lincomycin,sulfamethoxazole/ deri	0	10	0	32 500
3004203100	Medicaments cont erythromycin/its derivative for taking orally, fo	3 902	11 968	45 781	171 720
3004203200	Medicaments cont erythromycin/its derivative in ointment form, f	0	2 880	0	395 490
3004203900	Oth medicaments cont erythromycin/derive,oth for taking orally/ c	99	596	41 359	336 882
3004207100	Medicaments cont tetracycline/chloramphenicols/ derive for taker	0	7 917	0	51 959
3004207900	Medicaments cont tetracycline/chloramphenicols/ derive oth takei	21 929	40 221	261 955	513 917
3004209100	Oth medicaments cont oth antibiotics for taking orally/ ointment fc	1 967	12 630	37 567	1 611 267

I.3. IM POR M ENURUT KOM ODITI / IM PORT BY HS COM M ODITY

*** MEI/ MAY 2014 ***

H S	Uraian Komoditi Commodity Description	Berat Bersih / Net Weight (Kg)		Nilai / Value C.I.F (US\$)	
		Bulan ini	Kumulatif	Bulan ini	Kumulatif
		Current Month	Cum.Jan. to date	Current Month	Cum.Jan. to date
3004209900	Oth medicaments cont oth antibiotics oth taking orally/oiment f	33 258	209 066	614 791	5 229 117
3004310000	Medicaments contain insulin-but not contantibiotics, in doses/for	8 208	32 849	3 285 471	12 725 958
3004329000	Oth med cont corticosteroid hormon,theirderivative/ struc analog,	110	1 776	12 508	239 049
3004390000	Oth med cont hormon oth than coricosteroid&insulin,not cont ant	859	375 296	626 379	7 017 791
3004407000	Medicaments cont atropine sulphate, indoses/ for retail sale	0	267	0	103 871
3004409010	Medicaments cont morphine/its derivative,for taking orally, in dos	0	42	0	31 460
3004409090	Medi cont oth alkaloids/ derive thereof,not cont hormones/ antibi	7 726	80 556	837 577	3 304 292
3004501000	Oth medicament cont vitamins of a kindsuitable for children in syr	157	10 463	35 897	164 952
3004502100	Oth medicament cont vitamins > 1 of kind taken orally	34	2 342	5 225	47 347
3004502900	Oth medicament cont vitamins>1 oth thanof kind taken orally	2 981	29 425	78 881	1 037 141
3004509100	Oth medicaments cont vitamins A,B or C	384	1 456	30 346	210 754
3004509900	Oth medicament cont vitamin (oth than A,B,C) or oth products of I	27 556	118 217	554 804	2 776 989
3004901000	Transdermal therapeutic systems patchesfor cancer treatment or I	2 772	9 305	439 189	1 801 681
3004902000	Closed sterile water for inhalation,pharmaceutical grade	0	3 163	0	16 804
3004903000	Antiseptics	19 618	183 106	140 798	1 068 313
3004904900	Oth anaesthetics oth than cont procainehydrochloride	469	7 529	219 012	1 880 361
3004905100	Analgesics,antipyretic&oth med cont paracetamol/dipyrone,acety	1 015	1 788	79 981	126 744
3004905200	Analgesics,antipyretics & oth med contchlorphenimamine maleate	10	10	9 919	9 919
3004905500	Oth analgesic,antipyretic&oth cough/ coldmedicament, in liniment	1 593	1 593	12 248	12 248
3004905990	Oth analgesics,antipyretics & oth cough/ cold medicmn, whet/ not c	2 737	20 046	735 524	2 038 690
3004906100	Antimalarials cont artemisinin, artesunate or chloroquine	0	1 473	0	101 016
3004907100	Antihelmintic containing piperazine ormebendazole (INN)	0	3 000	0	11 100
3004908100	Oth med for cancer,HIV/ AIDS/oth intractable disease cont deferox	2 372	5 947	370 224	999 650
3004908200	Anti HIV/ AIDSmedicaments	0	545	0	142 508
3004908900	Oth medicaments for other intractablediseases oth than HIV/ AIDS	4 768	19 590	3 005 833	19 327 847
3004909100	Oth medicam cont sodium chloride/ glucose, for infusion	517 794	2 779 004	602 227	3 457 629
3004909200	Oth medicam cont sorbitol/ salbutamol for infusion	433	10 754	135 174	976 188
3004909400	Oth medicam cont cimetidine/ ranitidine,oth than for injection/infr	374	5 708	100 800	1 518 025
3004909800	Other medicament for herbal medicaments, for retail sale	80 572	418 299	184 628	1 606 635
3004909900	Other medicaments oth than herbal medicaments, for retail sale	933 405	3 678 062	17 100 638	107 947 169
3005101000	Adhesive dressing&oth articles w/ adhesive layer,impregnate/coat	1	4	76	493
3005109000	Adhesive dressing&oth articles w/ adhesive layer than impreg/coa	4 020	21 860	32 571	247 568
3005901000	Bandages,impregnated/coated w/ pharmacysubst,for retail for me	32 244	163 174	356 852	2 028 906
3005902000	Gauze, impregnated/coated w/ pharmacysubst,for retail for medic	3 266	66 194	75 698	1 356 665
3005909000	Wadding&similar articles,impregnated/ coate w/ pharmacy subst,fc	20 796	47 525	340 659	1 153 199
3006101000	Sterile absorbable surgical/ dental yarn; sterile surgical/ dental adhr	8 865	19 925	544 002	2 417 185
3006109000	Sterile surgical catgut,sterile adhesive tissue for surgicl wound clos	4 985	18 601	1 127 535	4 118 279
3006200000	Blood-grouping reagents	3 026	5 574	805 794	1 392 983
3006302000	Reagents of microbial origin of kindsuitabel for veterinary biologic	1 373	5 068	356 438	1 258 375
3006303000	Oth microbial diagnostic reagents	37	196	3 431	51 871
3006309000	Oth opacifying prep for x-ray exam;othdiagnostic reagents designe	11 755	30 532	713 982	1 865 856
3006401000	Dental cements & oth dental fillings	204	23 211	21 854	410 955
3006500000	First-aid boxes & kits	5	640	219	20 429
3006600000	Chemical contraceptive prep based on hormones/on product heac	26	26	16 625	16 625
3006700000	Gel prep designe used in human/vet medic as lubricant for parts o	3 874	28 856	14 628	157 601
3006929000	Waste pharmaceuticals of medic oth thanfor treatment of cancer,	31	42	4 554	5 170
3101001100	Supplement fertilizers in liquid form,not chemical treat-of solely v	0	281 605	0	682 498
3101001200	Supplement fertilisers in liquid form,chemical intrtreat of solely v	155 202	179 533	28 146	47 292
3101001900	Oth supplement fertilisers chem/not chem treated oth than liquid	140 000	482 000	590 154	1 022 622
3101009100	Suppllement fertilisers, in liquid form, not chemically treated of ani	33	16 886	2 740	57 119
3101009200	Supplements fertilisers of animal origin(oth than guano), chemical	16 000	16 000	2 576	2 576
3101009900	Oth animal/ vegetable fertilisers,mixing/ chemical treat of animal/v	21 250	23 400	127 049	173 781
3102100000	Urea, whether/not in aqueous solution	993 500	3 039 602	323 045	1 056 578
3102210000	Ammonium sulphate	39 358 960	342 067 180	5 983 494	49 502 303
3102290000	Double salts & mix of ammonium sulphate& ammonium nitrate	144 000	473 567	139 680	487 516
3102300000	Ammonium nitrate, whether/not in aqueous solutions	8 319 850	66 538 768	4 908 828	35 535 477
3102400000	Mixture of ammonium nitrate with calcium carbonate/oth inorgan	908	848 087	2 667	284 762
3102500000	Sodium nitrate	682 000	2 569 775	317 792	1 194 068
3102600000	Double salts & mixtures of calciumnitrate & ammonium nitrate	1 697 880	5 583 528	571 212	1 927 638
3102900000	Oth mineral/ chem fertilisers,nitrogenous,incl mixt not specified in	0	9 571	0	11 563
3103109000	Superphosphates not feed grade	88 199 250	245 252 381	27 233 871	70 702 526
3103909000	Other mineral or chemical fertilisers,phosphatic, oth than superph	96 723 560	464 130 832	8 994 286	46 972 452
3104200000	Potassium chloride	217 190 449	1 112 852 260	68 172 398	344 637 161
3104300000	Potassium sulphate	470 519	2 575 814	337 113	1 485 490
3104900000	Other mineral/ chemical fertilisers,potassic,oth than potassium chl	4 388 217	27 134 083	2 054 688	10 843 613
3105102000	Min/ chem fert cont 2/3 of nitrogen,phosphorus&potassium,in tab	85	276 034	3 618	280 497
3105109000	Oth min/ chem fert cont 2/3 of nitrogen,phosp&potass,in tabs/sim	953	6 671	16 405	72 871
3105200000	Mineral/ chemical fertiliser contan 3 elements nitrogen,phosphoru	22 512 689	139 856 254	10 386 718	62 751 931

I.3. IMPOR MENURUT KOMODITI / IMPORT BY HS COMMODITY
 *** MEI / MAY 2014 ***

H S	Uraian Komoditi Commodity Description	Berat Bersih / Net Weight (Kg)		Nilai / Value C.I.F (US\$)	
		Bulan ini Current Month	Kumulatif Cum.Jan. to date	Bulan ini Current Month	Kumulatif Cum.Jan. to date
3210009900	Other paints & varnishes of a kind used for finishing leather	95 054	410 014	593 088	2 014 894
3211000000	Prepared driers	111 849	651 747	375 159	2 186 040
3212100000	Stamping foils	97 270	1 117 440	671 377	3 355 274
3212901100	Aluminium paste	195 043	1 129 504	1 226 298	6 643 108
3212901300	White lead dispersed in oil	7 324	48 534	47 134	258 277
3212901400	Oth pigments of aluminium paste, whitelead dispersed in oil for le	37 340	257 069	186 175	1 304 378
3212901900	Oth than pigments of aluminium paste,white lead dispersed in oil f	72 770	736 757	310 167	3 279 659
3212902200	Oth dyes used in the food or drink industries	4 000	5 215	32 560	42 232
3212902900	Oth than dyes in the food or drink industries	30 625	197 463	317 328	1 714 639
3213100000	Colours in tablet, tube, jar, bottle,pan, similar form or packing for :	50 457	326 616	233 529	1 418 973
3213900000	Oth color not in tablet, tube, jar,bottle, pan/similar form/packing	23 075	123 759	41 944	311 154
3214100000	Glaziers putty, grafting putty, cementscaulking compound	708 607	2 964 279	2 716 368	10 167 166
3214900000	Oth glaziers putty, grafting putty,cements caulking compound	781 172	4 039 011	2 385 398	11 886 438
3215111000	Printing uv curable inks-black	4 330	48 786	42 506	466 705
3215119000	Printing inks other than uv curableinks- black	169 724	1 132 595	3 216 658	19 448 998
3215190000	Printing inks, other than black	888 687	3 915 381	7 068 173	32 790 477
3215901000	Carbon mass for one time carbon paper	706	1 605	8 815	20 515
3215906000	Drawing ink and writing ink	39 976	240 033	429 934	2 553 880
3215907000	Ink of a kind suitable for use withduplicating machines of heading :	7 522	25 633	74 661	365 897
3215909000	Oth ink of a kind suitable for use withduplicating machines of heac	76 081	809 511	637 045	5 708 263
3301120000	Essential oils of citrus of orange	122 562	360 118	776 049	2 772 636
3301130000	Essential oils of citrus of lemon	5 882	33 866	289 245	954 890
3301190000	Other essential oils of citrus fruit	16 170	175 779	313 599	1 390 469
3301240000	Essential oils - of peppermint(mentha piperita)	65 848	340 725	1 440 329	7 626 456
3301250000	Essential oils - oth of peppermint(mentha piperita)	3 209	43 132	137 809	850 154
3301290010	Oth essential oil of lemon grass,citronella, nutmeg, cinnamon, ging	363	196 393	12 757	2 654 296
3301290090	Oth essential oils-oth thanpharmaceutical grade	328 916	2 071 946	4 696 586	39 477 467
3301300000	Resinoids	10 123	19 726	98 631	216 802
3301901000	Aqueous distillates & solutions ofessential oils suitable for medicu	14 961	124 719	246 265	1 896 247
3301909000	Oth essential oils (terpeneless or not),incl concretes& absolutes; r	49 699	505 283	990 661	7 558 263
3302109000	Oth mixed of odoriferous of a kind used in the food or drink indust	593 552	2 625 303	8 873 999	40 785 723
3302900000	Oth prep based on odoriferous substances for the manufacture of l	2 023 376	11 723 442	26 514 252	141 284 027
3303000000	Perfumes & toilet waters	179 738	1 291 225	8 169 995	46 022 741
3304100000	Lip make-up preparations	47 844	137 687	1 441 388	4 450 752
3304200000	Eye make-up preparations	88 408	243 866	2 276 449	7 573 341
3304300000	Manicure or pedicure preparations	5 455	15 728	106 320	332 698
3304910000	Beauty or make up preparations powders,whether or not compres	391 521	978 590	2 289 285	5 942 991
3304992000	Anti-acne creams	1 002	5 288	18 992	89 856
3304993000	Oth Face or skin creams & lotions	565 115	2 163 411	6 770 297	27 057 916
3304999000	Oth than anti-acne creams and oth faceor skin creams & lotions	126 463	620 034	3 663 642	14 931 461
3305101000	Having anti-fungai shampoo	2 033	9 249	25 209	117 930
3305109000	Oth having anti-fungai shampoo	3 872 827	14 362 393	12 599 833	46 093 670
3305200000	Preparations for permanent waving orstraightening	26 724	153 237	161 050	771 448
3305300000	Hair lacquers	206	178 641	4 276	1 018 398
3305900000	Others preparations for use on the hair	584 425	2 061 678	3 157 648	11 759 006
3306101000	Prophylactic pastes & powders	255 923	643 031	1 445 759	3 272 629
3306109000	Oth prophylactic pastes & powders	3 667	44 102	9 497	391 751
3306200000	Yarn used to clean between the teeth(denital-floss)	772	1 617	38 138	63 298
3306900000	Oth yarn used to clean between the teeth(denital-floos)	211 595	835 271	396 927	1 697 573
3307100000	Pre-shave, shaving or after-shavepreparations	2 252	47 073	30 267	227 279
3307200000	Personal deodorants & antiperspirants	131 174	962 602	1 134 540	8 706 618
3307300000	Perfumed bath salts & oth bath prep,deodor room incl prep used r	163 090	727 944	380 347	1 690 401
3307411000	Scanted powders (incense) of a kind usedduring religious rites	92 549	610 677	57 187	375 598
3307419000	Oth scanted powder (in cease) of a kind used during religious rites	28 560	294 150	20 341	315 542
3307491000	Room perfuming preparations, whether or not having disinfectant	15 962	293 856	558 517	1 969 358
3307499000	Oth prep for perfuming or deodor rooms,incl odoriferous preparat	980	27 028	656	753 849
3307901000	Animal toilet preparations	93	15 622	245	58 847
3307903000	Papers & tissues, impregnated or coatedwith perfume or cosmetic	198 539	1 471 982	461 075	3 003 605
3307904000	Other perfumery or cosmetics, includingdepilatorles	3 871	26 479	63 002	231 747
3307905000	Contact lens solution	34 403	247 975	163 904	1 356 819
3307909000	Oth animal toilet prep, paper & tissueother ferfume or cosm, cont	203	17 682	2 473	167 396
3401111000	Soap, organic surface-active-for toiletuse-medicated prods	0	147	0	3 473
3401112000	Bath soap	727 264	2 888 046	1 270 168	5 042 360
3401113000	Oth of felt or nonwovens, impregnated,coated or covered with so:	8	439	39	14 994
3401119000	Oth medicated prod & oth of felt ornonwovens, impreg, coated w/	4 633	42 043	34 230	214 318
3401191000	Of felt/nonwovens impregnated, coatedwith soap or detergent	0	45	0	2 036
3401199000	Oth of felt or nonwovens, impregnated,coated or covered with so:	31 547	254 106	140 861	608 601
3401209900	Oth soap of kind used for flotationdeinking or recycled paper	293 934	1 038 985	476 170	2 264 941

I.3. IMPOR M ENURUT KOMODITI / IMPORT BY HS COMMODITY

*** MEI / MAY 2014 ***

HS	Uraian Komoditi Commodity Description	Berat Bersih / Net Weight (Kg)		Nilai / Value C.I.F (US\$)	
		Bulan ini Current Month	Kumulatif Cum.Jan. to date	Bulan ini Current Month	Kumulatif Cum.Jan. to date
3401300000	Org surf-active prod & prep for washingthe skin in the liq/cream fc	111 815	406 468	722 114	2 359 053
3402111000	Sulphated fatty alcohols	158 409	440 442	277 784	941 885
3402114000	Sulphanated alkylbenzene	268 998	1 895 509	544 732	3 511 647
3402119100	Wetting agents of a kind used in themanufacture of herbicides	110 936	776 047	376 848	2 714 563
3402119900	Oth anionic-organic surface-active agentwith or not put up for reta	834 566	4 775 889	1 801 518	9 058 974
3402121000	Wetting agents used in the manuf ofherbiced-cationic	71 330	336 116	158 701	946 793
3402129000	Oth cationic-organic surface-activeagent with/ not put up for retail	1 229 254	5 924 631	3 081 151	14 565 409
3402131000	Hydroxyl-terminated polybutadiene	209 741	1 008 125	861 812	4 163 261
3402139000	Oth hydroxil-terminated polybutadiene	3 010 744	15 963 402	7 240 837	38 088 612
3402191000	Organic surface active of a kindsuitable for use in fire extinguishing	52 125	124 152	51 820	186 386
3402199000	Oth organic surface-active of kindsuitable for use in fire extinguish	972 163	4 837 458	3 006 139	14 857 615
3402201100	Anionic surface active prep. in liquidform-put up for retail sale	237 702	1 065 420	383 086	1 602 276
3402201200	Anionic washing prep & cleaning prep,incl bleach cleans,liquid forr	152 162	602 298	305 714	1 419 490
3402201300	Oth surface active preparations- inliquid form, for retail sale	60 763	95 611	102 502	160 746
3402201900	Oth wash prep & clean prep,incl bleachcleans & degreas prep,liqui	93 555	502 452	536 197	2 590 706
3402209100	Anionic surface active prep. oth than inliquid form-for retail sale	0	71 531	0	57 324
3402209200	Anionic washing prep & clean prep, inclbleach, cleans-oth than liqu	308 296	1 601 563	295 869	1 662 714
3402209300	Oth surface active preparations	1 027	1 027	3 458	3 458
3402209900	Oth wash prep & clean prep / cleaningprep incl bleaching, cleansin	417 070	2 070 079	717 774	3 592 138
3402901100	Wetting agents of anionic surface activepreparations	125 925	773 902	442 104	2 473 192
3402901200	Oth anionic wash prep not wetting agents	1 319 088	5 909 636	2 871 069	12 754 760
3402901300	Anionic washing prep.or cleaning inclbleaching, cleansing or degre	312 571	1 641 692	807 522	4 769 054
3402901400	Wetting agents of other surface activepreparations	51 201	233 513	75 368	457 852
3402901500	Oth organic surface active in liquidform, not wetting agents	174 938	696 425	583 697	2 279 376
3402901900	Oth wash prep or clean prep, incl bleachcleans or degreasing prep	271 151	1 352 932	794 393	3 552 724
3402909100	Wetting agents of anionic surface activepreparations	68 334	255 825	262 455	769 818
3402909200	Anionic wash prep & clean prep,inclbleach,cleans-not liquid-not re	56 990	292 314	282 431	1 272 051
3402909300	Anionic surface-active prep,not liquidform not for retail sale	72 440	278 317	171 824	712 058
3402909400	Anionic surface-active prep, not liquidform, wetting agent not for	6 134	41 346	22 767	130 935
3402909500	Anionic surface-active prep, not liquidform,not wett agent not for	207 816	1 057 395	416 356	2 596 921
3402909900	Oth wash/ lean prep,incl bleach cleansoth than liquid-not for retail	23 133	131 016	70 776	855 320
3403111100	Liquid lubricating oil prep, for treatmof textile,or oth material, con	133 090	633 144	377 662	1 772 599
3403111900	Oth liquid prep for the treatmenttextile or oth materials, cont	13 704	123 533	41 407	431 805
3403119000	Oth prep for the treatment of textile materials,oth than liquid,con	428 277	1 776 533	1 233 234	5 057 982
3403191100	Liquid oil for aircraft engine contpetroils/oils obtain. bituminous m	14 961	31 055	100 480	215 257
3403191200	Oth liquid prep content silicone oil,cont petrole oils,or bituminous	22 418	87 289	84 176	464 112
3403191900	Oth liquid for other purposes contpetrol oil or bituminous mineral	621 234	5 512 193	1 740 009	14 335 163
3403199000	Oth lubricating prep cont petroleum oil	505 042	1 693 969	2 426 135	8 074 757
3403911100	Liquid prep cont silicone oil-for treatof textile,or oth matt,not cont	43 236	255 536	179 959	1 104 325
3403911900	Liquid prep for treatment of textilemater,not cont petroleum oil &	246 985	1 298 597	704 740	3 778 866
3403919000	Liquid preparat for treatment of textilor the material, not cont pet	825 731	3 957 931	2 098 106	10 808 327
3403991100	Liquid oil for aircraft engine not contpetroleum oils or oils obtain t	0	9 930	0	26 158
3403991200	Oth liquid prep content silicone oilcont petrol oil,or bituminous mi	20 756	45 492	49 123	111 410
3403991900	Oth liquid for other purpose not contpetroleum oil or bituminous i	74 072	293 313	179 118	999 840
3403999000	Preparat for treat of textile,leatheroth mater,not cont petrol oil,nc	468 984	2 361 386	2 511 397	14 227 619
3404200000	Artificial waxes & prepared waxes,ofpoly(oxyethylene) (polyethyle	402 118	2 230 842	1 040 664	5 508 295
3404901000	Oth artificial waxes & prepared waxes.	40 000	127 443	186 000	444 107
3404909000	Oth artificial waxes & prepared waxes.	1 116 421	6 924 371	2 936 185	16 458 813
3405100000	Polishes, creams & similar preparat forwear or leather	32 837	91 893	176 773	451 531
3405200000	Polishes,creams & similar prep for themaintenance of wooden furni	3 449	13 701	22 137	110 340
3405300000	Polishes & similar prep for coachwork,oth than metal polishes	82 011	425 926	166 243	974 660
3405401000	Abrasive lapping & honing,in the form offlour,scouring pastes & pc	363	18 052	2 350	35 905
3405409000	Oth scouring pastes & powders & othscouring preparations	16 358	74 570	102 479	494 241
3405901000	Metal polishers	56 826	134 444	65 227	265 935
3405909000	Oth polishes & cream, for footwear,furniture, floors	54 566	130 315	78 052	227 008
3406000000	Candles, tapers & the like	85 249	419 202	247 127	937 033
3407001000	Modelling pastes, incl those put up forchildrens amusement	31 884	190 725	163 564	623 472
3407002000	Prep known as ""dental wax"", in sets,packings,retail sale or in plai	28	92	131	2 068
3407003000	Other preparations for use in dentistry,with a basis of plaster of ca	1 256	3 448	22 290	59 315
3501100000	Casein	241 750	821 992	2 811 888	9 080 163
3501901000	Caseinates & other casein derivatives	239 900	1 411 215	2 958 624	16 854 067
3501902000	Casein glues	10	46	1 651	5 307
3502110000	Egg albumin - dried	13 343	68 952	116 150	606 125
3502190000	Egg albumin - oth than dried	0	1 860	0	17 333
3502200000	Milk albumin,incl concentrates of >= 2whey proteins	81 320	316 240	1 045 311	3 834 989
3502900000	Oth egg albumin	0	590	0	31 589
3503001100	Glues of fish glues	323	742	1 246	3 493
3503001900	Glues of oth than fish glues	22 018	68 888	10 212	187 579

I.3. IM POR M ENURUT KOM ODITI / IM PORT BY HS COM M ODITY

*** MEI / MAY 2014 ***

H S	Uraian Komoditi Commodity Description	Berat Bersih / Net Weight (Kg)		Nilai / Value C.I.F (US\$)	
		Bulan ini Current Month	Kumulatif Cum.Jan. to date	Bulan ini Current Month	Kumulatif Cum.Jan. to date
3503003000	Isinglass	5 103	15 327	20 051	82 517
3503004100	Gelatin in powder form with bloatinglevel a-250 or b-230 or higher	8 501	150 152	70 656	1 259 410
3503004900	Oth gelatin derivatives,isinglass,othglue of animal origin,excl casein	345 753	1 704 859	2 662 774	13 325 118
3504000000	Peptones and their derivatives, othprotein substances and their	530 467	2 130 793	1 917 070	10 130 970
3505101000	Dextrins, soluble or roasted starches	916 657	5 356 414	947 609	5 464 381
3505109000	Oth dextrins & oth modified starches	7 403 471	42 315 969	7 404 063	40 479 110
3505200000	Glues based on starches/ dextrins	378 516	2 844 716	515 624	4 680 406
3506100000	Prods suitable for use as glues/ adhesive for ret sale as glues/ adhes	383 810	2 155 178	1 396 514	8 454 586
3506910000	Adhesives based on polymers of heading39.01 to 39.13 or on rubb	2 555 015	12 399 023	8 255 006	41 167 653
3506990000	Oth adhesives based on polymers ofheadings 39.01 to 39.13 or on	1 811 877	8 258 625	6 450 405	30 154 885
3507100000	Rennet & concentrates thereof	0	129	0	12 448
3507900000	Oth enzymes; prepared enzymes nes orinclude	339 119	1 765 807	2 092 912	11 709 031
3601000000	Propellent powders	0	87 785	0	1 709 686
3602000000	Prepared explosive, oth than propellentpowders	4 491	603 787	254 493	8 261 034
3603001000	Semi-fuses, elemented caps, signal tubes	8	10	662	856
3603002000	Safety fuses or detonating fuses	0	234 200	0	3 384 001
3603009000	Oth safety fuses, detonat fuses,percussion detonat caps,igniters,el	39 807	676 529	2 046 252	18 144 941
3604100000	Firecrackers and other fireworks	4 113 267	10 614 829	5 418 292	13 619 935
3604903000	Signalling flares or rockets	3	3	5 597	5 597
3604909000	Oth miniatur pyrotechnic munitions &percussions cap for toy, sign	1	85 624	83	488 039
3606100000	Liquid/ liquified-gas fuel in containersused for filling or refilling <= 5	13 803	25 676	12 622	31 414
3606901000	Solid or semi-solid fuels, solidifiedalcohol & oth similar prepared fu	470	1 355	1 764	7 046
3606902000	Lighter flints	13 443	39 743	224 495	716 634
3606904000	Resin torches, firelighters & the like	56	5 949	1 450	21 063
3606909000	Oth solid or semi-solid fuels,solidified alc & oth similiar prep fuels	131	4 119	3 651	34 341
3701100000	Photographic plates & film in the flatsensitised for x-ray	46 761	270 342	1 446 203	6 127 812
3701200000	Photographic plates & film in the flatsensitised for instants print fil	374	12 880	1 584	1 056 514
3701300000	Oth plates & film, with any side>255 mm	280 985	2 404 241	1 229 083	9 130 376
3701911000	Photo plates & film in the flatsensitised suitable for use in the prin	391	3 605	2 865	8 667
3701919000	Oth photo plates & film in the flatsensitised suitable for use in the	0	7 437	0	18 919
3701991000	Oth plats & film photogrhap (polychrome)specially manuf for print	112 478	473 837	67 309	692 361
3701999000	Oth polychrome suitable for use in theprinting industry	331	24 383	2 051	96 528
3702100000	Photographic film in rolls, sensitisedfor x-ray	29	6 879	3 636	614 437
3702320090	Oth photo film in roll, sensitisedsuitable for use in medical,surgical	10 047	14 796	13 206	38 794
3702390010	Infra red transparent film	507	1 302	15 433	17 656
3702390090	Oth film, without perforat, of a width <105 mm	16	1 448	157	32 462
3702420090	Film oth than for color photogr',width >610mm, length >200m	0	1	0	1
3702430090	Oth film, width > 610mm, length < 200mspecially prepared for me	0	570	0	11 913
3702440010	Infra red transparent film, 105mm <width < 610mm	10 864	17 944	24 858	146 000
3702440090	Oth film, 105mm< width<610mm, speciallyprepared for medical s	2 072	64 032	29 555	536 643
3702979000	Oth film width<35mm, length>30 suitablefor use in cinematograph	18	40	275	457
3702989000	Oth film oth than for color photography	0	33	0	5 183
3703101000	Photographic paper, paperboard&textil,unexposed, rolls,width of	62	23 635	1 080	96 580
3703109000	Photographic paper, paperboard&textil,unexposed, rolls,width of	122 884	336 401	826 734	2 126 876
3703200000	Oth photograph paper, sensitis, unex-posed for color photography	97 677	643 911	528 032	3 882 777
3703900000	Oth photograph paper, paperboard & textsensitised, unexposed.	26 603	121 625	59 958	376 352
3704001000	Plate & film for x-ray,unexposed but notdeveloped	8	3 410	101	66 714
3704009000	Oth photograph plates,film,paper,paper-board & textiles,expos bu	7	7 315	190	29 101
3705100000	Photograph plates & film, exposed & developed,for offset reprodu	948	25 347	14 000	45 087
3705901000	Photograph plates & film, exposed & developed for x-ray	0	570	0	105 506
3705902000	Microfilms, exposed and developed	16	59	1 294	47 534
3705909000	Oth photograph plates & film,expos & developed,oth than cinemat	83 383	218 159	247 885	941 482
3706103000	Cinematograph film,expos & develop,ofwidth>= 35 mm,with pictur	0	3	0	32
3706109000	Oth cinematograph film, expos & developed of a width >= 35 mm	173	567	13 943	51 790
3706901000	Newreels,travelog,technical& scientificfilm,expose & develop,of a v	2	2	196	196
3706903000	Oth cinematographic film,expos & developwith or not incorporatin	1	16	2	62
3706909000	Oth cinematgrphic film,expos & developwith or not incorporating	0	185	0	5 834
3707100000	Sensitising emulsion,for photo use(oth than varnishes, glue, adhes	1 379	28 135	8 961	155 703
3707901000	Flashlight materials, unmixed prods forphoto uses,put up in meas	5 800	33 392	7 222	41 983
3707909000	Oth chemical prep for photographic uses,put in measur portions, r	216 286	1 299 024	835 631	5 896 752
3801100000	Artificial graphit,in the form of pasteblocks,plates or oth semiman	125 331	1 839 553	404 803	3 132 370
3801200000	Colloidal/semi-colloidal graphite, inpastes,blocks,plates or oth ser	13 256	13 949	94 153	108 526
3801300000	Carbonaceous pastes for electrodes & similar paste & for furnace li	785 418	3 721 442	491 274	2 325 867
3801900000	Oth artificial graphit;colloidal or semigraphite,pastes, blocks or pla	115 274	1 096 485	495 590	1 939 114
3802100000	Activated carbon, including spent animalblack	491 131	3 772 457	999 059	6 670 856
3802901000	Activated bauxite, including spent animal black	336 077	582 031	147 384	289 773
3802902000	Activated clays & activated earth, inclspent animal black	208 726	774 556	152 562	488 866
3802909000	Oth activat natural mineral prod,animalblack include spent animal	1 207 449	5 286 459	791 129	3 370 471

I.3. IM POR M ENURUT KOM ODITI / IM PORT BY HS COM M ODITY

*** M EI/ MAY2014 ***

H S	Uraian Komoditi Commodity Description	Berat Bersih / Net Weight (Kg)		Nilai / Value C.I.F (US\$)	
		Bulan ini Current Month	Kumulatif Cum.Jan. to date	Bulan ini Current Month	Kumulatif Cum.Jan. to date
3803000000	Tall oil, whether or not refined	0	34 120	0	61 230
3804001000	Concentrated sulphite lye	216 164	1 209 009	101 694	899 974
3804009000	Oth residual lyes from woodpulp with ornot concentrat,desugar /	929 803	4 161 730	1 658 922	6 022 753
3805100000	Gum, wood or sulphate turpentine oils	40 164	108 810	72 379	222 591
3805900000	Oth terpenic oil produc by the distillat of coniferous wood & oth c	237 683	895 994	634 827	2 410 350
3806100000	Rosin & resin acids	263 028	750 462	859 541	2 380 445
3806200000	Salt of rosin,of resin acid, of drv orresin acid,oth than salt of rosin ;	16 014	93 337	63 452	336 380
3806301000	Ester gums - in blocks	39 000	136 500	120 900	427 830
3806309000	Ester gums - in oth forms	103 529	472 661	476 525	2 008 516
3806901000	Run gums in blocks	0	35 100	0	122 902
3806909000	Oth derivates rosin & resin acids thereo	459 348	2 675 639	1 123 305	6 673 294
3807000000	Wood tar, wood tar oils, wood creosote,wood naphtha, vegetable	23 000	23 630	54 958	91 504
3808501000	Insecticides, in subhd note 1	149 558	967 674	740 617	5 143 549
3808502100	Fungicides in aerosol containers	5 515	53 820	43 363	524 376
3808502900	Oth fungicides in aerosol containers	177 153	1 183 410	772 415	3 818 377
3808503900	Oth herbicides in aerosol containers	133 468	564 783	494 858	2 015 509
3808504000	Herbicides, anti-sprouting products subhnote 1	18 559	295 982	84 886	1 029 509
3808505000	Herbicides plant-growth reg subhd note 1	11 029	107 492	40 836	417 196
3808506000	Disinfectants, subhd note 1	85 169	178 579	393 920	879 527
3808509900	Oth disinfec,smlar prod,put up in form/pack for ret sale,subhd1,nc	0	11 956	0	54 314
3808911100	Intermediate preparation for the mnfactof insecticides cont 2-(1-M	0	10 543	0	65 500
3808911900	Oth intermediate preparatfor the mnfactof insecticides cont 2-(1-M	394 490	1 857 786	4 017 808	12 130 550
3808912000	Intermediate preparation for the mnfactof insecticides of mosquit	0	60 730	0	84 601
3808913000	Intermediate preparation for the mnfactof insecticides of mosquit	3 000	3 000	4 460	4 460
3808919100	Insecticides in aerosol containers havina deodorosing function	23 408	83 508	16 908	63 123
3808919200	Oth insecticides in aerosol containershaving a deodorosing functio	43 599	452 107	50 094	1 164 459
3808919300	Oth insecticides in oth aerosol containehaving a deodorosing funcn	88 669	200 416	641 607	1 489 263
3808919900	Oth insecticides in oth aerosol containehaving oth function	752 169	3 286 355	9 287 449	46 227 586
3808921900	Oth fungicides, in aerosol container w/avalidamycin cont<3% nett	142 509	782 943	514 136	2 372 165
3808929000	Oth fungicides, in aerosol container	711 953	5 236 376	4 308 602	40 277 963
3808931100	Herbicides, anti-sprouting product andplant-growth regulator in ae	0	4 000	0	19 200
3808931900	Oth herbicides,anti-sprouting product &plant-growth regulator in ;	3 597 309	15 273 776	13 893 739	62 760 148
3808932000	Herbicides, anti-sprouting products notsubhd note 1	110 880	454 176	275 680	1 064 640
3808933000	Herbicides, plant-growth regulator, notsubhd note 1	265 619	1 668 774	751 633	5 082 989
3808941000	Disinfectants containing mixtures of coal tar acid and alkalis	6 660	11 998	30 575	45 868
3808942000	Oth disinfectants containing mixtures ofcoal tar acid and alkalis in	0	1 169	0	6 973
3808949000	Oth disinfectants containing mixtures ofcoal tar acid and alkalis	178 825	746 068	674 724	2 995 724
3808991000	Wood preserv containing insecticidesor fungicides	44 765	177 781	82 086	243 553
3808999000	Oth wood preserv containing insecticidesor fungicides	121 245	937 915	472 124	2 979 552
3809100000	Finish agent,dye carriers to accele witha basis of amylaceous subst	342 095	1 709 259	418 913	1 687 713
3809911000	Finish agent,dye carriers to accele kindused in the textile or like in	4 748 858	22 440 748	6 379 309	28 369 265
3809919000	Softening of finish agent,dye carrier toaccele kind used in the tex/	1 277 696	5 409 118	3 444 586	14 627 804
3809920000	Oth finish agent,dye carriers to accelekind used in the paper or like	2 301 257	10 881 422	4 685 735	21 298 474
3809930000	Oth finish agent,dye carriers to accelekind used in the leather or lil	258 794	1 772 381	794 630	4 974 538
3810100000	Pickling prep for metal surfac,soldering, brazing, welding powders	919 046	4 086 326	3 688 494	16 145 451
3810900000	Other prep of a kind used as cores orcoating for weld electrodes o	363 912	3 289 860	1 533 681	9 960 646
3811110000	Anti-knock preparation, based on leadbased on lead compound	600	1 579	3 742	10 976
3811190000	Oth anti-knock preparations	101 856	749 511	539 149	3 319 844
3811211000	Additive for lubricat oils,cont petroloil & oil obtain from bitumin,rc	17 851	93 126	94 540	678 774
3811219000	Additive for lubricat oils,cont petroloil & oil obtain from bitumin,n	4 021 806	20 437 049	16 019 055	77 472 253
3811290000	Oth additive for lubricat oils,contpetrol oil & oil obtain from otmn	420 999	629 801	931 372	2 393 531
3811901000	Anti knock prep, rust preventativ &corrosion inhibitors	223 782	1 044 900	910 570	4 780 132
3811909000	Oth anti-knock prep.,for mineral oilliquid used as mineral oils	416 514	2 624 591	1 428 613	8 238 802
3812100000	Prepared rubber accelerators	1 888 073	10 125 630	5 571 359	27 691 186
3812200000	Compound plasticisers for rubber orplastics	1 061 511	6 231 629	1 849 710	10 027 318
3812300000	Anti oxidising prep & oth compoundstabilisers for rubber or plastic	2 611 647	14 111 421	7 446 911	37 664 600
3813000000	Prep. & charge for fire-extinguishercharged fire-extinguishing gren	168 664	1 267 422	779 596	2 578 696
3814000000	Organic composite solvents & thinners,prepared paint or varnish r	929 987	5 000 383	3 656 178	15 355 666
3815110000	Supported catalyst,with nickel/nickelcompounds as the active sub:	80 599	376 367	959 183	3 840 207
3815120000	Supported catalyst, with precious metalcompounds as the active s	39 458	137 366	791 277	3 531 632
3815190000	Oth supported catalysts	286 617	1 285 143	2 463 947	8 462 906
3815900000	Oth reaction initiators,reactionaccelerators catalytic prep, nes or ii	1 481 147	6 342 340	5 660 964	33 377 377
3816001000	Refractory cements	2 533 812	10 041 122	1 688 329	7 472 965
3816009000	Oth refractory cements	2 437 370	12 697 244	2 314 574	11 594 859
3817000000	Mixed alkylbenzenes & mixed alkylnaphthalanes oth than head 27	7 326 385	22 504 932	13 708 539	42 804 884
3818000000	Wafers/ discs with silicon content	31 813	168 852	13 584 181	39 629 143
3819000000	Hyd brake fluid&oth for hyd trnsmssionwhether or not cont<70% \	104 506	735 536	330 356	2 197 392
3820000000	Anti-freezing preparations & preparedand prepared de-icing fluids	176 182	1 466 536	415 441	3 186 619

I.3. IMPOR MENURUT KOMODITI / IMPORT BY HS COMMODITY
***** MEI/MAY 2014 *****

HS	Uraian Komoditi Commodity Description	Berat Bersih / Net Weight (Kg)		Nilai / Value C.I.F (US\$)	
		Bulan ini Current Month	Kumulatif Cum.Jan. to date	Bulan ini Current Month	Kumulatif Cum.Jan. to date
3821001000	Prepared culture media for development of micro organics	10 695	35 642	294 798	1 527 103
3821009000	Oth prepared culture media for development of micro organics	853	9 247	46 942	293 383
3822001000	Plate, sheet, film, foil & strip of plastic impregtd/ coated with diag re	24 721	172 099	1 654 037	7 714 378
3822002000	Paperboard, cellulose wadding & web fibre impregtd/ coated with	3 933	21 281	334 153	1 403 957
3822003000	Sterilisation indicator strips and tapes	7 631	40 092	171 394	899 904
3822009000	Oth diagnostic/lab reagents & prepared whether or not head 30.02	161 053	988 451	3 922 543	23 799 876
3823110000	Stearic acids	441 433	2 613 016	513 319	3 031 747
3823120000	Oleic acids	14 619	126 090	27 106	227 193
3823130000	Tall oils fatty acids	326 757	1 228 525	460 454	1 665 674
3823191000	Acids oil from refining	0	1 294	0	36 701
3823199000	Oth industrial monocarboxylic fatty acid	808 870	3 833 399	1 264 255	6 054 658
3823701000	Industry fatty alcohols in the form of wax	1 065	46 851	13 710	196 859
3823709000	Oth industry fatty alcohols in the form of wax	1 994 305	9 210 177	3 986 773	16 855 731
3824100000	Prepared binders for foundry moulds or core	434 749	2 774 460	858 904	4 265 836
3824300000	Non-agglomerated metal carbides mixed together with metallic bir	2 612	12 575	77 960	167 247
3824400000	Prepared additives for cements, mortars or concretes	2 889 153	15 046 021	6 188 076	30 720 208
3824500000	Non-refractory mortars & concretes	2 858 255	3 137 491	1 113 788	1 407 353
3824600000	Sorbitol oth than that of subheading 2905.44	274 612	1 600 587	194 696	1 064 626
3824719000	Oth mix cont halogenated, drv methane, ethane cont cfc, pfc, hf	323	14 121	33 541	376 020
3824720000	Mix cont halogenated, drv methane, ethane cont bromochlorodi(tr	240	247	4 643	5 408
3824730000	Mix cont halogenated, drv methane, ethane containing hbfc	2 416	10 475	94 778	398 556
3824749000	Oth mix cont halogen, drv methane, ethanecont hbfc<70% petro o	47 206	270 662	334 250	1 279 480
3824750000	Mix cont halogenated, drv methane, ethanecontaining carbon tetr	0	32 454	0	126 457
3824760000	Mix cont halogenated, drv methane, ethanecont 1,1,1-3-chloroetha	221	1 111	1 382	5 492
3824780000	Mix cont halogenated, drv methane, ethanecont pfc or hfcs but nc	1 434	50 087	23 302	300 927
3824790000	Other mix cont halogenated, drv methane, ethane	366 806	2 246 749	1 811 136	8 001 151
3824810000	Mix & preparation containing oxirane (ethylene oxide)	47 384	210 042	137 861	637 397
3824820000	Mix & preparation containing pbbs, PCBs, PCTs	10 000	74 334	41 500	447 740
3824830000	Mixtures & preparation containing tris(2,3-dibromopropyl) phosph	41 600	62 276	75 100	117 616
3824901000	Ink removers, stencil correctors & oth, corrector fluids in package	124 818	818 691	503 565	2 644 476
3824903000	Copying pastes with a basis of gelatin presented in bulk/ready to u	54 188	222 519	229 065	1 182 519
3824904000	Composite inorganic solvents	553 005	2 785 066	2 298 879	10 280 741
3824905000	Acetone oil	7 586	40 082	70 211	327 183
3824906000	Preparations/mixtures cont monosodium glutamate	134 899	645 976	398 985	2 411 354
3824907000	Mixtures of chemical, of a kind used in manufacture of foodstuff	831 165	3 769 853	3 306 690	13 753 810
3824909100	Naphtenic acids, their water insoluble salts and their esters	494 887	2 209 027	1 416 882	6 636 642
3824909900	Oth prods & preparations cont cfc-11, 1,2,115, and halon	9 670 074	32 820 527	6 926 082	29 469 709
3825500000	Waste of metal pickling liquor, hydraulic brake flinds, anti freeze flin	0	9	0	128
3825690000	Oth waste from chemical/allied industoth than cont.organic consti	0	44	0	3 196
3826001000	Coconut methyl ester (CME)	2	107	4	1 709
3901101200	Linier Low Density Polyethylene in the form of liquids or pastes	74 603	696 426	129 585	1 235 584
3901101900	Oth linier Low Density Polyethylene in the form of liquids or pastes	2 280 414	8 304 263	4 442 823	16 704 206
3901109200	Polyethylene having a specific gravity <0.94 in oth form	12 238 576	76 779 079	18 128 285	115 951 933
3901109910	Low Density Polyethylene	19 080 140	91 090 556	31 442 280	153 026 739
3901109990	Oth low Density Polyethylene	1 272 215	5 980 509	2 502 641	12 417 038
3901200000	Polyethylene having a specific gravity 0.94 or more	20 156 897	111 307 495	32 174 101	175 442 257
3901300000	Ethylene-vinyl acetate copolymers	5 115 642	23 532 454	8 557 755	40 024 568
3901904000	Polymers of ethylene in dispersions	469 167	2 394 431	758 238	4 023 092
3901909000	Oth polymers of ethylene in oth form	8 643 382	45 684 282	16 937 532	90 147 804
3902103000	Polypropylene in oth form	29 092	322 693	11 786	318 562
3902109010	Polypropylene in dispersion	248 635	389 482	694 119	1 050 028
3902109020	Polypropylene in granule form	41 685 361	215 199 894	63 191 414	328 573 592
3902109090	Polypropylene in oth form	3 202 524	16 604 279	6 370 790	32 629 464
3902200010	Polysobutylene liquids/pastes	258 807	947 706	666 985	3 447 848
3902200090	Polysobutylene in oth forms	113 974	534 155	325 456	1 684 642
3902303000	Propylene copolymers in liquid or pastes	9 870	516 983	34 624	2 640 956
3902309010	Propylene copolymers in granule	24 739 784	124 876 609	41 348 320	211 900 022
3902309090	Propylene copolymers in other forms	875 054	4 595 970	1 591 741	7 944 502
3902901000	Oth polymers of propylene in oth form	94 309	346 145	325 972	1 163 616
3902909010	Oth polymers of propylene in liquid or pastes	79 440	192 442	264 122	679 489
3902909090	Oth polymers of propylene in oth form	530 309	2 699 651	1 461 373	8 428 136
3903111000	Expansible polymers of styrene in granule	1 198 616	5 651 187	2 523 404	12 290 652
3903119000	Oth expansible polymers of styrene in granule	413 401	2 575 469	908 235	5 643 951
3903191000	Unexpansible polymers of styrene in dispersions	72 220	471 376	134 751	712 310
3903192100	High impact polystyrene in granules	1 262 103	10 920 800	2 341 779	20 404 414
3903192900	Oth high impact polystyrene in granule	1 204 660	6 966 488	2 310 658	12 986 793
3903199100	Oth high impact polystyrene in oth form	365 200	1 672 169	771 627	3 888 998
3903199900	Oth polymers of styrene in primary form	1 129 227	3 011 717	2 102 234	5 453 624

I.3. IMPOR MENURUT KOMODITI / IMPORT BY HS COMMODITY
***** MEI/MAY 2014 *****

HS	Uraian Komoditi Commodity Description	Berat Bersih / Net Weight (Kg)		Nilai / Value C.I.F (US\$)	
		Bulan ini	Kumulatif	Bulan ini	Kumulatif
		Current Month	Cum.Jan. to date	Current Month	Cum.Jan. to date
3903204000 Styrene-acrylonitrile (SAN) copolymers in aqueous dispersion	0	10 688	0	26 533	
3903209000 Oth styrene-acrylonitrile (SAN) copolymers	1 270 308	5 016 448	2 942 650	11 757 952	
3903304000 Acrylonitrile-butadiene-styrene (ABS) copolymers in aqueous disp	1 000	7 696	1 100	31 356	
3903306000 Acrylonitrile-butadiene-styrene copolymers in granules	2 744 852	15 792 055	6 309 005	36 182 539	
3903309000 Acrylonitrile-butadiene-styrene copolymers in other form	5 463 495	29 710 238	12 576 589	67 238 506	
3903903000 Oth polymers of styrene in aqueous dispersion	119 308	714 289	297 810	1 820 825	
3903909100 High impact polystyrene of acrylonitrile-butadiene-styrene	41 809	316 006	88 900	542 817	
3903909900 Oth high impact polystyrene of acrylonitrile-butadiene-styrene	1 562 117	4 035 191	3 339 421	10 318 692	
3904101000 PVC homopolymers, suspension type not mixed with oth substance	2 085 358	7 925 913	2 275 376	8 775 839	
3904109100 PVC in granule	220 150	1 042 216	345 565	1 712 092	
3904109200 PVC in powder	3 423 098	19 162 522	3 603 008	20 277 308	
3904109900 PVC in other form	2 335 025	9 980 139	3 020 003	14 891 281	
3904211000 Oth poly(vinyl chloride) non plasticised in granule	72 151	158 708	74 737	210 905	
3904212000 Oth poly(vinyl chloride) non plasticised in powder	5 190	27 977	9 653	55 534	
3904219000 Oth poly(vinyl chloride) non plasticised in oth form	250 548	1 160 297	358 620	1 918 065	
3904221000 Oth poly(vinyl chloride) plasticised in dispersions	36 241	153 830	40 153	194 907	
3904222000 Oth poly(vinyl chloride) plasticised in granule	43 405	574 566	119 911	989 717	
3904223000 Oth poly(vinyl chloride) plasticised in powder	390 000	799 157	234 000	487 471	
3904229000 Oth poly(vinyl chloride) plasticised	376 874	1 757 813	692 344	3 107 374	
3904301000 Vinyl chloride-vinyl acetate copolymers in granule	72 061	294 436	225 628	951 589	
3904302000 Vinyl chloride-vinyl acetate copolymers in powder	33 095	443 103	126 793	1 119 956	
3904309000 Vinyl chloride-vinyl acetate copolymers in oth form	92 170	544 617	258 779	1 321 435	
3904401000 Oth vinyl chloride copolymers in granule	39 489	193 305	123 560	676 042	
3904402000 Oth vinyl chloride copolymers in powder	2 159	77 775	9 307	225 047	
3904409000 Oth vinyl chloride copolymers in oth form	22 874	176 217	91 320	729 810	
3904504000 Vinylidene chloride polymer in dispersion	40 387	230 701	87 942	442 553	
3904505000 Vinylidene chloride polymers in granule	305 133	1 022 478	434 624	1 504 417	
3904506000 Vinylidene chloride polymers in powder	0	419	0	695	
3904509000 Vinylidene chloride polymers in oth form	216 442	1 371 561	506 403	3 004 685	
3904611000 Fluoro-polymers polytetrafluoroethylene in granule	641	1 855	6 389	29 303	
3904612000 Fluoro-polymers polytetrafluoroethylene in powder	220	1 147	1 981	8 267	
3904619000 Fluoro-polymers polytetrafluoroethylene in oth form	8 146	40 771	171 739	729 450	
3904693000 Fluoro-polymers polytetrafluoroethylene dispersions	4 600	11 275	104 828	151 753	
3904695000 Oth fluoro-polymers in powder	0	542	0	13 735	
3904699000 Oth fluoro-polymers in oth form	23 679	88 602	372 320	15 967 162	
3904904000 Oth polymers vinyl chloride in granule	0	2 500	0	2 500	
3904905000 Oth polymers vinyl chloride in powder	8 853	41 159	41 360	173 482	
3904909000 Oth polymers vinyl chloride in oth forms	57 189	430 249	192 141	1 319 676	
3905120000 Poly(vinyl acetate) in aqueous dispersions	22 670	156 430	27 877	214 440	
3905191000 Oth poly(vinyl acetate) in liquids or pastes	1 534	8 513	1 478	7 767	
3905199000 Oth poly(vinyl acetate) in oth form	52 608	347 293	110 067	632 613	
3905210000 Vinyl acetate copolymers in aqueous dispersions	628 320	2 325 117	687 122	2 512 145	
3905290000 Oth vinyl acetate copolymers	245 537	686 819	569 281	1 711 815	
3905301000 Poly(vinyl alcohol) in aqueous dispersions	34 828	451 759	72 332	966 427	
3905309000 Poly(vinyl alcohol) in other form	2 555 894	9 893 030	5 310 364	21 013 185	
3905911000 Copolymers of vinyl acetate or of oth vinyl ester in dispersions	0	43 612	0	93 344	
3905919000 Copolymers of vinyl acetate or of oth vinyl ester in oth form	37 343	155 155	256 062	854 873	
3905991000 Oth copolymer of vinyl acetate in aqueous dispersions	1	12 349	79	52 164	
3905992000 Oth copolymer of vinyl acetate in nonaqueous dispersions	278	278	10 075	10 075	
3905999000 Oth polymer of vinyl acetate/oth vinyl esters; oth vinyl polymers; pi	33 313	470 337	415 037	4 101 062	
3906101000 Poly(methyl methacrylate) in dispersions	120 640	455 848	329 770	1 144 894	
3906109000 Oth poly(methyl methacrylate) in oth form	841 484	4 342 651	2 280 272	11 481 610	
3906902000 Oth acrylic copolymers in dispersions	1 241 256	6 030 482	2 150 597	9 294 172	
3906909200 Sodium polyacrylate	78 769	587 156	180 733	1 655 885	
3906909900 Oth sodium polyacrylate	10 358 120	32 448 132	18 291 320	74 875 683	
3907100000 Polyacetals	830 506	3 987 951	1 934 749	9 942 253	
3907201000 Polytetramethylene ether glycol	1 559 280	7 132 558	3 427 706	15 942 018	
3907209000 Oth polytetramethylene ether glycol	5 608 510	33 182 207	13 215 860	74 880 134	
3907302000 Epoxide resins of kind used for coating, in powder	61 813	478 138	308 634	1 822 663	
3907303000 Epoxide resins in liquids/pastes	931 691	4 251 541	4 364 411	20 230 841	
3907309000 Epoxide resins in oth form	1 440 432	7 500 860	6 024 874	30 126 285	
3907400010 Optic grade w/ mell flow rate index > 25gr/ 10 min in pack of nat w	575 229	2 332 645	1 374 525	5 630 096	
3907400090 Other polycarbonates	3 018 294	16 385 723	7 847 462	42 384 716	
3907501000 Alkyd resins in the form of liquids or pastes	34 527	232 365	67 372	609 574	
3907509000 Alkyd resins in oth form, except liquids or pastes	38 184	238 154	186 474	872 133	
3907601000 Poly(ethylene terephthalate) in dispersions	6 406	80 812	21 756	135 370	
3907602000 Poly(ethylene terephthalate) in granules	3 557 969	17 657 451	4 644 108	24 278 314	
3907609000 Poly(ethylene terephthalate) in oth form	14 333 555	55 065 982	18 741 209	76 178 698	

I.3. IMPOR MENURUT KOMODITI / IMPORT BY HS COMMODITY

*** MEI / MAY 2014 ***

HS	Uraian Komoditi Commodity Description	Berat Bersih / Net Weight (Kg)		Nilai / Value C.I.F (US\$)	
		Bulan ini Current Month	Kumulatif Cum.Jan. to date	Bulan ini Current Month	Kumulatif Cum.Jan. to date
3907700000	Poly(lactic acid)	3 177	90 225	39 351	360 650
3907913000	Oth polyesters unsaturated in the form of liquids or pastes	152 967	396 350	335 221	971 504
3907919000	Oth polyesters unsaturated in oth form	389 785	1 793 865	1 218 672	5 480 037
3907994000	Oth polyesters saturated of a kind used for coating, in powder form	97 229	399 754	229 236	693 096
3907999000	Oth polyesters saturated in oth form	1 857 137	10 829 193	5 403 651	32 252 699
3908101000	Polyamides in primary forms, polyamide-6	4 903 681	24 643 049	13 672 839	71 516 418
3908109000	Polyamides in primary forms, polyamide-11,-12,-6,6,-6,9,-6,10 or -	1 257 744	6 229 335	4 580 452	22 859 079
3908900000	Oth polyamides, oth than polyamide -6,-11,-12,-6,6,-6,9,-6,10 or -	522 862	2 139 739	1 736 448	7 429 180
3909101000	Urea resins, thiourea resins in moulding compounds	539 892	2 924 604	1 502 344	8 516 678
3909109000	Other urea resins; thiourea resins	1 406 896	4 308 257	1 147 670	4 212 838
3909201000	Melamine resins in moulding compounds	256 676	1 345 275	435 725	2 275 488
3909209000	Other melamine resins, except in moulding compounds	1 384 324	2 216 124	917 217	3 254 303
3909301000	Oth amino-resins in moulding compound	321 996	2 210 729	682 140	4 780 371
3909309100	Glyoxal monourein resin, except in moulding compounds	81 451	543 467	235 590	1 560 845
3909309900	Oth amino-resins, not glyoxal monourein resin, not in moulding co	869 826	4 219 406	2 125 068	10 729 470
3909401000	Phenolic resins in moulding compound oth than phenol formaldeh	407 062	2 285 391	1 087 503	6 705 131
3909409000	Other phenolic resins, not in moulding compounds	690 365	4 153 012	2 253 136	10 996 996
3909500000	Polyurethanes	2 659 011	13 794 515	9 222 738	50 467 640
3910002000	Silicones in dispersions or in solutions	896 912	4 044 872	5 508 594	18 718 758
3910009000	Silicones not in dispersions or in solutions	602 397	3 283 162	2 985 497	16 768 323
3911100010	Petroleum,coumarone,indene/ coumarone-indene&polyterpanes i	219 085	1 018 578	619 282	3 128 511
3911100090	Petroleum,coumarone,indene/ coumarone-indene&polyterpanes r	2 438 218	11 830 922	6 649 893	31 429 101
3911900000	Polysulphides, polysulphones and oth product specified in Note 3 t	555 562	4 004 135	1 938 938	12 664 005
3912110000	Cellulose acetates non-plasticised	15 194	53 030	53 779	186 544
3912120000	Cellulose acetates plasticised	4 165	42 040	33 466	307 035
3912201100	Water-based semi-finished nitrocellulose; including collodions; no	483	1 183	4 644	11 610
3912201900	Oth cellulose nitrates; including collodions; non plasticised	783 853	2 031 529	2 181 091	5 681 082
3912310000	Carboxymethylcellulose & its salts	541 502	2 329 248	2 190 742	9 055 355
3912390000	Oth cellulose ethers, not carboxymethylcellulose & its salts	393 116	2 635 096	2 585 782	15 871 300
3912902000	Other cellulose and its chemical derivatives,in the form of granule;	62 167	169 004	90 540	545 741
3912909000	Other cellulose and its chemical derivatives in other form	151 549	1 032 581	787 754	7 024 143
3913100000	Alginic acid, its salts & esters	147 475	624 136	908 505	4 306 787
3913901000	Oth natural polymers & its modified;hardened proteins	4 363	9 622	96 167	209 672
3913902000	Oth natural polymers & its modified;chemical derivatives of natur;	20 749	73 964	247 342	1 145 931
3913903000	Oth natural polymers & its modified;starch-based polymers	64 000	170 269	279 000	666 610
3913909000	Oth natural polymers & its modified; in other form	371 815	1 300 965	1 734 957	6 523 349
3914000000	Ion-exchanger base on polymer of heading 39.01 to 39.13, in prim	453 873	2 150 980	1 741 160	7 729 492
3915101000	Waste, parings & scrap, of polymers of ethylene; of non-rigid cellul	1 123 068	5 439 527	281 904	1 166 251
3915109000	Waste, parings & scrap, of polymers of ethylene; of rigid cellular pr	849 063	6 964 545	214 342	2 008 876
3915301000	Waste, parings & scrap, polymers of vinyl chloride; non-rigid cellul	0	35 719	0	12 966
3915900000	Waste, parings & scrap, of other plastic	6 071 518	36 599 594	3 621 990	22 324 900
3916101000	Monofilament of polymers of ethylene	55	4 490	2 991	21 357
3916102000	Rods, sticks & profile shape of polymer of ethylene	146 490	301 302	483 071	1 142 638
3916201000	Monofilament polymers of vinyl chloride	33 636	151 519	118 859	517 675
3916202000	Rods,sticks & profile shapes of polymer of vinyl chloride	117 861	1 063 062	169 937	1 801 302
3916904100	Monofilament other plastic of hardened proteins	482	3 623	3 711	49 786
3916904900	Other plastics of hardened proteins	5 830	28 114	40 270	109 164
3916905000	Other plastics of vulcanised fibre	1 503	2 639	3 705	22 373
3916906000	Other plastics of chemical derivatives of natural rubber	0	3 548	0	11 899
3916909100	Other monofilament of other plastics	7 882	18 164	12 055	67 584
3916909900	Oth plastic,except monofilament,hardened proteins,vulcanised fib	128 899	614 793	841 347	3 791 480
3917101000	Artificial guts (sausage casings) of hardened proteins	4 616	30 285	173 542	540 543
3917109000	Artificial guts (sausage casings) of cellulosic materials	124 391	524 895	1 012 981	5 955 001
3917210000	Tubes, pipes & hoses, rigid, of polymers of ethylene	60 226	411 561	306 312	2 333 702
3917220000	Tubes, pipes & hoses, rigid, of polymers of propylene	136 212	451 534	381 314	1 569 129
3917230000	Tubes, pipes & hoses, rigid, of polymers of vinyl chloride	166 372	963 165	398 145	1 836 160
3917290000	Tubes, pipes & hoses, rigid, of polymers of other plastics	397 647	2 014 032	1 510 236	8 821 100
3917310000	Flexible tubes, pipes and hoses having a minimum burst pressure c	47 148	239 619	383 667	1 757 540
3917321000	Sausage/ham casing,not reinforced or combined w/ oth material,w	1 225	6 551	29 297	156 940
3917329000	Oth unflexible tube,pipe& hose,not reinforced or combined materi	257 916	1 536 760	1 756 045	11 206 439
3917330000	Oth tube,pipe,not reinforced/otherwise combined w/ oth material	26 065	148 691	131 576	509 584
3917390000	Other tubes, pipes and hoses	575 325	1 808 482	1 316 777	6 181 055
3917400000	Fittings of plastics	559 073	2 923 400	3 294 695	13 878 889
3918101100	Tiles of polymers of vinyl chloride	204 452	901 977	177 095	683 850
3918101900	Oth floor covering of polymers of vinyl chloride	1 745 007	7 604 639	1 352 164	5 704 897
3918109000	Wall or ceiling coverings of polymers of vinyl chloride	347 520	2 881 265	273 110	2 686 061
3918901100	Tiles of polyethylene	35 695	49 375	30 709	98 763
3918901300	Oth floor coverings of polyethylene	100 308	352 973	140 605	491 998

I.3. IMPOR MENURUT KOMODITI / IMPORT BY HS COMMODITY

*** MEI / MAY 2014 ***

HS	Uraian Komoditi Commodity Description	Berat Bersih / Net Weight (Kg)		Nilai / Value C.I.F (US\$)	
		Bulan ini Current Month	Kumulatif Cum.Jan. to date	Bulan ini Current Month	Kumulatif Cum.Jan. to date
3918901900	Other floor coverings of other plastics	116 998	567 398	165 705	974 348
3918909100	Wall or ceiling covering of polyethylene	148 680	727 099	372 606	1 872 612
3918909900	Wall or ceiling coverings of other plastic	76 507	587 906	302 356	1 871 274
3919101000	Self-adhesive plate, sheet, film, foil, tape & strip, width < 20cm; polymer	148 517	682 147	586 923	2 877 059
3919102000	Self-adhesive plate, sheet, film, foil, tape & strip, width < 20cm; polyethylene	86 167	534 603	1 010 312	4 205 432
3919109000	Self-adhesive plate, sheet, film, foil, tape & strip, width < 20cm; other plastic	910 845	4 409 728	7 618 409	39 344 704
3919901000	Self-adhesive plate, sheet, film, foil, tape & strip, width >= 20cm; polymer	401 047	8 376 741	1 069 167	5 500 428
3919902000	Self-adhesive plate, sheet, film, foil, tape & strip, width >= 20cm; of hard	1 041	50 567	11 230	162 970
3919909000	Self-adhesive plate, sheet, film, foil, tape & strip, width >= 20cm; other plastic	2 996 132	17 484 812	10 215 956	58 778 772
3920100000	Other plate, sheet, film, foil & strip, ethylene polymer, non-cellular & not	3 132 184	14 464 973	8 405 495	38 018 171
3920201000	Biaxially Oriented Polypropylene (BOPP) film, of polymers of propylene	2 393 983	10 893 812	5 089 774	21 583 526
3920209000	Other plate, sheet, film, strip, propylene polymers, non-cellular & not reinforced	476 081	2 731 767	2 218 043	11 253 237
3920301000	Polymers of styrene of kind used as an adhesive by melting	29 117	121 727	241 554	1 331 596
3920302000	Acrylonitrile butadiene styrene (ABS) sheet used in the refrigerator	8 571	107 088	59 967	527 810
3920309000	Polymer styrene not used as an adhesive by melting; not ABS sheet	84 126	382 853	924 629	7 735 912
3920430000	Polymers of vinyl chloride tape; weight >= 6% of plasticisers	500 315	3 222 438	1 270 701	7 224 665
3920490000	Polymers of vinyl chloride tape; weight < 6% of plasticisers	1 606 399	8 598 860	2 977 104	15 445 834
3920510000	Acrylic polymers of poly(methyl methacrylate)	3 553	195 037	33 951	459 788
3920590000	Other acrylic polymer except poly(methyl methacrylate)	130 234	627 065	128 481	759 075
3920611000	Plates & sheets of polycarbonates	136 918	818 096	282 877	1 826 331
3920619000	Polycarbonates except plates and sheets form	130 806	934 726	679 059	4 571 819
3920620000	Poly(ethylene terephthalate)	3 252 327	13 181 768	6 377 355	27 439 331
3920630000	Unsaturated polyesters	28 421	120 568	52 978	304 485
3920690000	Other polyester, not polycarbonate, poly(ethylene terephthalate) & un	673 424	3 886 392	3 078 659	13 806 991
3920711000	Cellophane film	181 995	837 716	937 968	4 280 858
3920719000	Other regenerated cellulose, except cellophane film	4 748	29 839	52 732	183 784
3920730000	Cellulose acetate or its chemical derivatives	4 491	8 355	13 302	25 171
3920799000	Other cellulose derivatives, except nitrocellulose	1 335	2 893	1 313	4 468
3920911000	Film of poly(vinyl butyral) in safety glass, thickness 0.38~0.76mm w	171 391	757 331	974 410	4 936 281
3920919000	Other poly(vinyl butyral)	32 176	274 424	179 781	1 285 352
3920921000	Plate, sheet, foil & strip of polyamides-6	62 576	194 582	426 833	1 323 952
3920929000	Other plate, sheet, foil & strip of polyamides, except polyamides-6	288 027	1 072 694	1 125 554	4 199 871
3920930000	Plate, sheet, foil & strip of amino-resins	3 486	37 560	23 366	208 193
3920941000	Phenol formaldehyde (bakelite) sheets	2 340	106 697	19 567	333 149
3920949000	Other plate, sheet, foil & strip of phenolic resins, except phenol forma	117 397	728 173	161 891	696 035
3920991000	Other plate, sheet, foil & strip; other plastic; hardened protein/chemical	7 849	114 487	68 971	537 248
3920999000	Other plate, sheet, foil & strip; other plastic; not hardened protein/chemical	244 185	5 051 240	725 723	4 944 111
3921112000	Plates, sheets, film, foil & strip, cellular, of polymers of styrene; rigid	2 692	8 738	15 964	50 921
3921119000	Plates, sheets, film, foil & strip, cellular, of polymers of styrene; not rigid	211 095	432 305	533 749	1 860 870
3921120000	Plates, sheets, film, foil & strip, cellular, of polymers of vinyl chloride	3 089 497	12 999 434	2 471 951	13 275 042
3921131000	Plates, sheets, film, foil & strip, cellular, of polyurethanes; rigid	14 345	105 905	142 628	1 161 036
3921139000	Plates, sheets, film, foil & strip, cellular, of polyurethanes; not rigid	277 864	1 454 407	3 660 154	11 967 085
3921142000	Plates, sheets, film, foil & strip, cellular, of regenerated cellulose; rigid	3 330	3 330	2 004	2 004
3921149000	Plates, sheets, film, foil & strip, cellular, of regenerated cellulose; not	33 827	70 217	101 436	320 500
3921192000	Plates, sheets, film, foil & strip, cellular, of other plastics; rigid	27 540	170 692	345 508	1 526 254
3921199000	Plates, sheets, film, foil & strip, cellular, of other plastics; not rigid	1 997 284	10 899 705	2 556 648	14 157 246
3921901000	Plates, sheets, film, foil & strip, of vulcanised fibre	135 829	729 053	160 155	1 234 978
3921902000	Plates, sheets, film, foil & strip, of hardened proteins	516 385	3 455 785	1 276 554	7 308 551
3921903000	Plates, sheets, film, foil & strip, of chemical derivatives of natural rubber	13 703	19 764	97 351	135 760
3921909000	Other plates, sheets, film, foil & strip, of plastics	5 987 135	26 547 993	9 918 646	46 059 227
3922101000	Baths	25 000	179 048	203 421	1 176 178
3922109000	Shower-baths, sinks & washbasins	56 968	399 743	295 639	2 431 094
3922200000	Lavatory seats and covers	110 814	475 339	546 949	2 224 979
3922901100	Parts of flushing cisterns, of plastics	26 672	106 184	240 614	870 262
3922901200	Flushing cisterns equipped with their mechanisms	13 545	112 405	71 418	636 929
3922901900	Other lavatory pans, flushing cisterns & urinals	10 375	131 952	64 806	539 713
3922909000	Similar sanitary ware, of plastics	160 553	509 338	431 167	1 597 281
3923101000	Film, tape and optical disc cases	14 455	145 017	251 822	1 340 471
3923109000	Other boxes, cases, crates and similar articles	2 598 392	12 185 365	7 357 640	32 772 952
3923211100	Aseptic bag reinforced w/ alum foil; width >= 315mm; length >= 410mm	6 429	62 200	102 794	1 208 423
3923219100	Aseptic bag reinforced w/ alum foil; width < 315mm; length < 410mm	266 661	1 736 498	761 641	4 904 695
3923219100	Aseptic bag not reinforced w/ alum foil; width >= 315mm; length >= 410mm	10 020	54 331	49 877	265 027
3923219900	Aseptic bag not reinforced w/ alum foil; width < 315mm; length < 410mm	905 141	4 041 870	3 799 104	16 426 302
3923291000	Aseptic bag not reinforced w/ alum foil; width >= 315mm; length >= 410mm	17 574	80 964	139 116	752 709
3923299000	Aseptic bag not reinforced w/ alum foil; width < 315mm; length < 410mm	938 142	3 853 343	3 916 516	18 161 291
3923302000	Multilayer fibreglass reinforced fuel container	25 989	351 253	175 232	2 695 290
3923309000	Other carboys, bottles, flasks & similar articles	856 784	4 528 475	3 114 152	16 859 205
3923401000	Spool, bobbin & similar support; suitable for machines heading 84.44	65 060	324 590	328 265	1 731 212

I.3. IMPOR MENURUT KOMODITI / IMPORT BY HS COMMODITY
***** MEI / MAY 2014 *****

H S	Uraian Komoditi Commodity Description	Berat Bersih / Net Weight (Kg)		Nilai / Value C.I.F (US\$)	
		Bulan ini Current Month	Kumulatif Cum.Jan. to date	Bulan ini Current Month	Kumulatif Cum.Jan. to date
3923409000	Other spool,cop,bobbin & similar support	189 601	564 026	1 211 301	4 507 731
3923500000	Stoppers, lids, caps and other closures	1 057 089	4 910 556	6 582 498	29 157 131
3923901000	Toothpaste tubes container, of plastic	7 456	17 413	79 994	207 648
3923909000	Oth articles for the conveyance/packinggoods of plastics	1 026 049	7 519 639	4 035 823	25 488 080
3924100010	Tableware & kitchenware of melamine	89 771	283 981	74 129	422 915
3924100090	Tableware & kitchenware except frommelamine	56 862	364 609	626 110	2 242 797
3924901000	Bed pans, urinals (portable type) & chamber pots;of plastics	12 212	145 536	62 562	592 431
3924909000	Other household articles&hygienic/toilet articles, of plastics	1 774 331	7 929 444	8 165 610	32 837 427
3925100000	Reservoirs,tanks,vats & similar contain. capacity <= 300 litres	27 712	47 621	114 509	195 918
3925200000	Doors,windows & their frames & threshold for doors	202 846	914 480	300 205	1 668 347
3925300000	Shutters,blind (include Venetian blinds) and similar articles and pa	126 626	375 134	290 104	940 918
3925900000	Oth builder ware plastic,not elsewherespecified or included	536 455	1 858 845	907 375	4 133 890
3926100000	Office or school supplies of plastics	601 680	2 393 613	1 108 515	4 597 442
3926206000	Articles of apparel used for protectionfrom chemical,radiation/ fire	3 245	224 640	65 902	976 642
3926209000	Oth articles of apparel&clothingaccessories;of plastics	649 842	3 197 919	4 333 462	19 469 451
3926300000	Fittings for furniture, coachwork or the like	127 408	757 326	535 692	3 294 024
3926400000	Statuettes & other ornamental articles	173 949	631 685	602 510	2 231 236
3926901000	Floats for fishing nets, of plastics	45 442	283 324	131 630	848 136
3926902000	Fan & handscreen, frames & handles andparts	45 180	213 424	121 243	544 510
3926903200	Plastic moulds with denture imprints	8	158	11	218
3926903900	Oth hygienic,medical & surgical articles; of plastics	440 934	2 268 408	3 824 203	18 520 022
3926904100	Police shields, of plastics	90	164	541	5 546
3926904200	Protective mask for use in welding &similar works	29 096	116 881	212 895	967 550
3926904400	Life saving cushions for the protectionof persons falling from hegh	209	4 907	2 794	16 875
3926904900	Other safety and protective devices	202 747	724 868	691 344	8 134 486
3926905300	Transmission or conveyor belts or beltin	28 652	211 382	394 626	2 296 771
3926905500	Plastic J-hooks or bunch blocks fordetonators	28 355	90 856	73 135	360 399
3926905900	Other industrial articles, of plastics	1 090 996	4 981 407	13 926 421	67 577 563
3926906000	Poultry feeders	7 986	30 017	9 510	44 734
3926907000	Padding for articles of apparel orclothing accessories	146 078	989 756	701 803	4 178 780
3926908100	Shoe lasts	29 178	217 505	462 948	3 043 919
3926908200	Prayer beads	4 110	7 777	8 987	17 111
3926908900	Cards for jewellery/ small objects ofpersonal adornment	138 572	917 543	1 143 392	5 686 101
3926909100	Other articles of plastics & othermaterial of kind used for grain sto	47 422	224 907	970 732	1 960 458
3926909200	Empty capsules of a kind suitable forpharmaceutical use	452	3 228	11 700	82 119
3926909900	Other articles of plastics and othermaterial	2 381 393	11 795 888	9 923 211	53 995 314
4001101100	Centrifuge concentrat,containing ammonia >= 0.5%;natural rubber	2 462 800	9 036 994	4 051 428	14 160 084
4001101900	Natural rubber latex,containing ammonia>= 0.5%;in other forms	16 420	34 964	28 062	71 164
4001102900	Natural rubber latex,containing ammonia< 0.5%;in other forms	21 902	206 833	51 757	318 137
4001211000	Natural rubber in smoked sheets, RSSGrade 1	0	175	0	960
4001213000	Natural rubber in smoked sheets, RSSGrade 3	62 000	185 608	52 374	180 256
4001219000	Natural rubber in other forms	19 800	140 049	47 520	119 451
4001221000	Technically Specified Natural Rubber(TSNR) 10	0	210 000	0	412 335
4001223000	Technically Specified Natural Rubber(TSNR) L	24 085	94 081	116 275	3 104 251
4001224000	Technically Specified Natural Rubber(TSNR) CV	0	19 200	0	51 456
4001229000	Other Technically Specified NaturalRubber(TSNR)	206 478	1 441 285	440 811	3 280 921
4001292000	Latex crepes	1	1 519	2	23 835
4001297000	Skim rubber	40 000	99 201	146 800	308 003
4001299900	Other natural rubber in other forms	0	78 901	0	176 796
4001309900	Other balata,gutta-percha,guayule,chicle similar natural gums, in c	33 661	102 551	112 107	347 327
4002110000	Styrene-butadiene rubber,Carboxilatedstyrene-butadiene rubber;i	895 627	3 959 114	1 231 369	6 079 131
4002191000	SBR,XSBR;in primary forms/in vulcanised,uncompound plates,shee	4 195 633	21 561 922	9 277 269	48 517 191
4002199000	Styrene-butadiene rubber,Carboxilatedstyrene-butadiene rubber;i	4 639 491	31 057 358	9 120 173	62 743 214
4002201000	Butadiene rubber (BR), in primary forms	1 603 788	11 851 634	3 416 108	26 110 947
4002209000	Butadiene rubber (BR), in other forms	3 136 447	20 700 090	6 557 775	45 111 365
4002311000	Isobutene-isoprene rubber,unvulcanised,uncompound plates,shee	803 327	3 341 347	2 709 915	11 764 645
4002319000	Isobutene-isoprene (butyl) rubber (IIR), in other process	689 878	2 227 327	2 237 172	7 524 501
4002391000	Halo-isobutane-isoprene rubber,unvulcanised,uncompound plate,;	108 651	476 078	433 567	1 976 586
4002399000	Halo-isobutane-isoprene (butyl) rubber (CIIR/BIIR), in other proces	788 683	3 857 508	3 328 857	17 378 167
4002410000	Chloroprene (chlorobutadiene) rubber(CR), in latex form	276 600	1 861 471	603 665	3 531 224
4002491000	Chloroprene (chlorobutadiene) rubber(CR), in primary form	50 423	891 962	213 518	4 006 704
4002499000	Chloroprene (chlorobutadiene) rubber(CR) in other form	318 351	1 734 089	1 291 740	7 369 448
4002510000	Acrylonitrile-butadiene rubber (NBR), in latex form	1 277 761	6 184 214	2 259 701	9 683 085
4002591000	Acrylonitrile-butadiene rubber (NBR), in primary form	74 551	515 004	272 470	1 627 469
4002599000	Acrylonitrile-butadiene rubber (NBR), in other form	293 992	1 867 888	1 008 884	5 813 673
4002601000	Isoprene rubber (IR) in primary forms	53 332	371 728	106 847	933 390
4002609000	Isoprene rubber (IR) in other forms	22 953	529 572	62 043	1 227 046
4002701000	Ethylene-propylene-non-conjugated dienerubber (EPDM), in prim	376 269	1 625 577	1 131 133	5 146 399

I.3. IMPOR MENURUT KOMODITI / IMPORT BY HS COMMODITY
***** MEI / MAY 2014 *****

HS	Uraian Komoditi Commodity Description	Berat Bersih / Net Weight (Kg)		Nilai / Value C.I.F (US\$)	
		Bulan ini	Kumulatif	Bulan ini	Kumulatif
		Current Month	Cum.Jan. to date	Current Month	Cum.Jan. to date
4002709000	Ethylene-propylene-non-conjugated dienerubber (EPDM), in other	646 639	2 866 317	1 964 724	8 869 838
4002801000	Mixture of natural rubber latex withsynthetic rubber latex	93 590	547 677	286 526	1 345 987
4002809000	Other mixtures of any product of heading 40.01 with any product	90 496	317 144	229 847	1 006 219
4002910000	Oth synthetic rubber & factice derivedfrom oils, in latex forms	1 322 601	4 869 029	1 304 925	5 097 180
4002992000	Oth synt rubber&factice derived from oil ;primary form,unvulcanis	4 002	100 044	23 914	920 505
4002999000	Oth synthetic rubber & factice derivedfrom oils in other form	306 780	1 558 704	910 939	4 809 856
4003000000	Reclaimed rubber in primary formsoar inplates, sheets or strips	1 165 837	7 602 868	972 471	5 807 303
4004000000	Waste,paring&rubber scrap (oth hardrubber)&powder&granule ot	1 263 400	3 205 503	494 954	1 625 823
4005101000	Compounded of natural gums with carbonblack/silica,unvulcanise	6 122	215 440	40 417	993 902
4005109000	Compounded other rubber with carbonblack/silica,unvulcanised,ir	443 515	1 872 366	2 020 419	10 041 193
4005200000	Solutions; dispersions oth than those of subheading 4005.10	23 256	383 756	70 548	641 782
4005911000	Natural gums,in plates, sheets, & strip	5 220	20 071	32 564	172 537
4005919000	Other compounded rubber,unvulcanised,inplates, sheets, & strip	356 629	1 891 596	1 303 795	7 034 872
4005991000	Other compounded rubber,unvulcanised,inlatex form	8 584	13 425	28 492	57 100
4005999000	Other compounded rubber,unvulcanised,inother form	294 139	1 336 217	446 951	2 188 351
4006100000	"camel-back" strip for retreading rubber tyres, unvulcanised	62 647	446 112	99 095	673 245
4006901000	Natural gums; unvulcanised	26	16 912	476	28 076
4006909000	Oth forms & articles of unvulcanisedrubbers	53 183	272 287	178 832	2 281 384
4007000000	Vulcanised rubber thread & cord.	598 959	2 954 187	1 764 145	8 291 979
4008111000	Plates,sheet&strip of cell. rubber;thick<=5mm;lined w/ one side te	7 999	43 516	62 914	241 176
4008112000	Floor tiles and wall tiles of cellularrubber	0	28 505	0	54 023
4008119000	Other plates, sheets & strip of cellular rubber	244 592	918 675	1 262 114	4 182 230
4008190000	Other forms of cellular rubber	43 111	245 864	697 376	2 008 678
4008211000	Plate,sheet&strip non-cell. rubber;thick<=5mm;lined w/ one side t	12 411	76 970	559 765	3 825 043
4008212000	Floor tiles and wall tiles of non-cellular rubber	0	1 206	0	16 644
4008219000	Other plates, sheets, & strip ofnon-cellular rubber	57 708	442 620	433 652	2 247 750
4008290000	Other forms of non-cellular rubber	18 981	216 182	318 822	1 537 980
4009110000	Tube,pipe & hose,not reinforced/combined w/ oth material witho	166 666	744 722	720 492	3 638 053
4009121000	Mining slurry suction&discharge hose,not reinforce/combine w/ o	2 996	10 009	61 697	248 304
4009129000	Oth tubes,pipes & hoses, not reinforced/combined w/ oth mtrl wii	14 071	70 676	158 963	852 985
4009211000	Mining slurry suction&discharge hose,reinforce/combine w/ oth r	1 849	5 359	24 259	40 979
4009219000	Oth tube,pipe & hose,reinforced/combined w/ oth materials w/o f	262 868	1 083 535	1 537 773	8 677 969
4009221000	Mining slurry suction&discharge hose,reinforce/combine w/ oth r	2 099	78 263	15 577	193 194
4009229000	Oth tube,pipe & hose,reinforced/combined w/ oth materials w/ fit	112 096	403 390	546 360	2 910 470
4009311000	Mining slurry suction&discharge hose,reinforce/combine w/ textil	324	46 619	3 637	243 841
4009319100	Fuel hoses,header hoses&water hoses,used on motor vehicles	185 060	989 141	2 554 715	14 945 403
4009319910	Rubber hose for gas stove, withoutfittings	0	49 408	0	81 158
4009319990	Oth tube,pipe&discharge hose,reinforced/combined w/ textile, wi	44 798	349 835	438 134	2 677 360
4009321000	Mining slurry suction&discharge hose,reinforce/combine w/ textil	2	60	165	9 051
4009329010	Rubber hose for gas stove, with fittings	0	3 384	0	7 162
4009329090	Oth tube,pipe&discharge hose,reinforced/combined w/ textile, wi	37 807	194 261	566 171	2 842 196
4009410000	Mining slurry suction&discharge hose,reinforce/combine w/ oth r	233 714	1 325 149	1 222 205	6 794 159
4009421000	Mining slurry suction&discharge hose,reinforce/combine w/ oth r	280	12 383	1 599	83 479
4009429000	Oth tube,pipe & hose,reinforced/combined w/ oth material, with l	241 590	1 374 147	3 886 935	19 867 824
4010110000	Conveyor belts/belting,reinforced withmetal	162 082	351 630	1 136 979	2 430 750
4010120000	Conveyor belts/belting,reinforced withtextile material	270 822	1 987 316	1 117 292	5 037 729
4010190000	Other conveyor belts/belting, reinforced with other material	609 156	2 330 965	2 016 177	14 855 245
4010310000	V-belts,V-ribbes of an outside circumference >60cm and <=180cm	39 562	141 952	498 246	2 549 788
4010320000	V-belts,oth than v-ribbed, of an outside circumference>60cm and	1 412	30 411	89 753	367 626
4010330000	V-belts,V-ribbed,of an outside circumference>180cm and <=240cm	1 283	6 079	30 948	120 121
4010340000	V-belts,oth than v-ribbed, of an outside circumference>180cm anc	208	13 067	2 961	167 360
4010350000	Endless synchronous belt,of an outsidecircumference>60cm and <	136	1 945	9 851	70 749
4010360000	Endless synchronous belt,of an outsidecircumference>150cm and	155	3 374	5 595	31 085
4010390000	Oth transmission belts/belting	419 192	1 158 383	3 141 858	11 408 591
4011100000	New pneumatic tyres,of rubber of a kindused on motor cars	2 155 842	10 370 827	5 062 302	21 689 937
4011201000	New pneumatic tyre,of rubber used onbuses/lorries, width<450m	5 669 630	23 128 586	12 848 781	53 659 005
4011209000	New pneumatic tyre,of rubber used onbuses/lorries, width>=450n	124 944	291 212	392 599	960 007
4011300000	New pneumatic tyres,of rubber of a kindused on aircraft	74 827	364 084	1 066 139	5 598 593
4011400000	New pneumatic tyres,of rubber of a kindused on motorcycles	104 203	507 020	494 864	2 202 373
4011500000	New pneumatic tyres,of rubber of a kindused on bicycles	292 523	1 628 653	252 647	1 598 882
4011611000	New pneumatic tyres,of rubber used onagricultural/forestry tractc	64 266	337 593	168 470	1 022 558
4011619000	New pneumatic tyres,of rubber used onagricultural/forestry vehicl	202 335	719 214	698 067	2 266 400
4011621000	New pneumatic tyres,of rubber, rimsize <61 cm,used on tractors	17 721	63 638	73 567	262 658
4011629000	New pneumatic tyres,of rubber, rimsize <61 cm,used on const/ind	37 284	165 377	136 517	405 232
4011631000	New pneumatic tyre,of rubber,rim size >=61cm, used on tractors	286	3 791	2 536	31 065
4011639000	New pneumatic tyre,of rubber,rim size >=61cm, used on const/ind	0	28 685	0	93 835
4011690000	New pneumatic tyre,of rubber, used foroth purpose	192	55 157	2 108	420 144
4011921000	Oth new pneumatic tyre,of rubber,used on agricul./forestry tracto	7 646	53 341	28 456	172 546

I.3. IM POR M ENURUT KOM ODITI / IM PORT BY HS COM M ODITY

*** MEI / MAY 2014 ***

H S	Uraian Komoditi Commodity Description	Berat Bersih / Net Weight (Kg)		Nilai / Value C.I.F (US\$)	
		Bulan ini Current Month	Kumulatif Cum.Jan. to date	Bulan ini Current Month	Kumulatif Cum.Jan. to date
4011929000	Oth new pneumatic tyre,of rubber,used on agricul./forestry vehicl	11 062	25 730	13 963	52 352
4011931000	Oth new pneumatic tyre,of rubber,rimsiz <61 cm,used on tractor	75 068	1 424 565	438 231	2 666 890
4011939000	Oth new pneumatic tyre,of rubber,rimsiz <61 cm,used on const/i	184 554	930 323	775 029	4 792 963
4011941000	Oth new pneumatic tyre,rubber,rimsiz >=61cm,used on mach of h	630 650	4 164 952	5 272 612	35 834 111
4011942000	Oth new pneumatic tyre,rubber,rimsiz >=61cm,used on tractor,fo	7 027	12 353	59 202	103 984
4011949000	Oth new pneumatic tyre,of rubber,rimsiz >=61cm, used for oth. p	1 687 871	7 092 196	10 000 436	45 951 336
4011991000	Oth new pneumatic tyre,of rubber, usedon vehicles of chap.87	329 082	1 984 262	2 523 105	14 424 107
4011992000	Oth new pneumatic tyre,of rubber, usedon mach of heading 84.29	34 239	102 875	109 644	344 776
4011999000	Oth new pneumatic tyre,of rubber, usedfor oth, width<450mm	394 718	546 675	3 566 814	4 999 068
4012110000	Retreaded tyres,used on motor cars	1 903	7 389	1 480	4 603
4012129000	Retreaded tyres,used on buses/lorries,width>=450mm	36 624	79 687	50 430	118 120
4012130000	Retreaded tyres,used on aircraft	1 294	25 904	15 172	180 482
4012191000	Retreaded tyres,used on motorcycles	0	1 600	0	9 078
4012192000	Retreaded tyres,used on bicycles	1 432	5 035	3 381	11 557
4012194000	Retreaded tyres,used on oth vehicles ofchapter 87	79	79	1 942	1 942
4012199000	Retreaded tyres,used for oth purposed	99 215	457 504	89 578	492 096
4012901400	Solid tyres,external diameter >250 mm,width<450mm	13 707	79 262	60 611	342 262
4012901500	Solid tyres,external dia.>250,width> 450mm,used on vehicle of ch	2 968	40 306	11 272	196 929
4012901600	Oth solid tyres,external diameter>250mm,of a width>450mm	0	913	0	6 174
4012901900	Oth solid tyres,external diameter<250mm,of a width>450mm	97 977	333 210	305 104	1 114 384
4012902100	Cushion tyres, of a width not exceeding450mm	47	17 477	810	70 183
4012902200	Cushion tyres, of a width exceeding450mm	10	9 050	74	23 914
4012907000	Replaceable tyre treads, width<450mm	99 173	552 198	305 588	1 679 038
4012908000	Tyre flaps	21 471	202 391	45 837	295 364
4012909000	Oth retreaded/ used pneumatic,solid/ cushion tyres, of rubber	13 529	176 139	145 643	489 347
4013101100	Inner tubes,of rubber,used on motor carwidth tyres<450mm	91 156	742 172	138 744	793 469
4013101900	Inner tubes,of rubber,used on motor carwidth tyres>450mm	0	55 336	0	41 001
4013102100	Inner tubes,of rubber,used on bus/lorriwidth tyres<450mm	93 879	193 784	305 215	664 946
4013102900	Inner tubes,of rubber,used on bus/lorriwidth tyres>450mm	134 811	178 690	513 928	646 096
4013200000	Inner tubes,of rubber,used on bicycles	110 235	517 706	147 385	645 416
4013901100	Inner tube,of rubber,used on heading84.29/84.30;width tyres<450	7 381	20 611	24 954	67 037
4013901900	Inner tube,of rubber,used on heading84.29/84.30;width tyres>450	27 630	28 425	119 086	119 976
4013902000	Inner tube,of rubber,used on motorcycle	0	25 062	0	45 545
4013903100	Inner tube,of rubber,used on oth vehicle of chap.87, width tyres<4	0	22 699	0	20 255
4013903900	Inner tube,of rubber,used on oth vehicle of chap.87, width tyres>4	23 715	62 803	11 955	73 647
4013904000	Inner tube,of rubber,used on aircraft	0	18 605	0	68 235
4013909100	Oth inner tube,of rubber,suitable forfitting to tyres of width<450r	1 529	57 198	9 602	96 471
4013909900	Oth inner tube,of rubber,suitable forfitting to tyres of width>450r	540	244 037	3 953	279 042
4014100000	Sheath contraceptives	27 621	324 080	312 747	3 603 394
4014901000	Teats for feeding bottles & similararticles	13 546	58 691	154 970	756 576
4014904000	Stoppers for pharmaceutical use	30 034	192 885	577 142	3 883 114
4014909000	Oth hygienic/ pharmaceutical articles,ofvulcanised rubber	16 260	91 741	158 242	1 056 468
4015110000	Gloves, mittens & mitts, for surgical	73 488	431 626	584 683	2 649 611
4015190000	Gloves, mittens & mitts, for otherpurposed	144 735	528 655	725 596	3 089 104
4015901000	Lead aprons	119	3 022	729	4 631
4015902000	Divers' suits(wet suit)	2	2 122	75	4 617
4015909000	Oth article of apparel, clothing accessfor all purposed	58 414	260 490	402 221	1 306 023
4016101000	Padding for articles of apparel orclothing accessories	15 324	59 057	177 770	703 018
4016109000	Oth articles of vulcanised rubber otherof cellular rubber	70 307	359 325	485 264	2 739 733
4016911000	Mats	84 697	454 996	158 401	915 137
4016912000	Tiles	2	4 470	3	13 434
4016919000	Oth floor coverings	208 021	939 626	142 395	1 380 713
4016921000	Eraser tips	120 875	627 699	167 481	1 384 243
4016929000	Other erasers	74 761	282 082	173 331	1 080 688
4016931000	Gasket,washer& seal used to insulate theterminal lead of electrolyl	13 845	106 253	368 511	2 509 380
4016932000	Gasket & O-ring, used on motor vehicle ofheading 87.02,87.03,87.0	147 952	843 940	3 310 267	18 570 124
4016939000	Oth gaskets, washers & oth seals	294 784	1 759 767	4 845 370	28 432 374
4016940000	Boat/dock fenders,whether/ not inflatable	177 245	666 115	900 584	3 157 720
4016950000	Oth articles of vulcanised rubber,inflatable	167 082	865 227	773 542	3 603 347
4016991300	Weatherstripping,used on motor vehicleof heading 87.02,87.03/8	60 334	633 669	759 090	6 421 607
4016991400	Oth article of vulcanised rubber,forvehicle of heading 87.02~87.05	214 733	1 243 094	2 692 186	16 082 717
4016991500	Oth article of vulcanised rubber,forvehicles 87.09,87.13,87.15&87	8 174	42 737	97 319	562 671
4016991600	Bicycle mudguards	1 053	1 858	1 211	2 589
4016991700	Bicycle parts	11 869	41 728	79 590	285 381
4016991800	Other bicycle accessories	2 239	8 094	842	2 463
4016991900	Oth parts & access for vehicle of rubber of chapter 87	30 242	218 880	385 624	2 388 621
4016992000	Parts & access of rotochutes of heading88.04	5 214	38 980	61 927	429 695
4016993000	Rubber bands	53 056	303 031	318 628	2 083 509

I.3. IMPOR MENURUT KOMODITI / IMPORT BY HS COMMODITY

*** MEI / MAY 2014 ***

HS	Uraian Komoditi Commodity Description	Berat Bersih / Net Weight (Kg)		Nilai / Value C.I.F (US\$)	
		Bulan ini Current Month	Kumulatif Cum.Jan. to date	Bulan ini Current Month	Kumulatif Cum.Jan. to date
4016994000	Wall tiles	5 852	145 215	16 711	434 569
4016995100	Rubber rollers	107 061	500 720	592 147	3 022 545
4016995200	Tyre moulds bladders	33 349	150 019	512 725	2 756 875
4016995300	Electrical insulators hoods	7	168	30	57 781
4016995400	Rubber grommets & rubber cover for automotive wiring harnesses	95 664	505 681	1 995 447	10 207 443
4016995900	Oth article,used in machinery/ mechanical/ electrical appliances/ fo	107 147	629 375	2 304 727	15 640 960
4016996000	Rail pad, of rubber	419	6 978	42 536	276 606
4016997000	Structural bearings including bridgebridge bearings, oth than rail p	3 744	42 840	169 882	1 037 118
4016999100	Table coverings	47	7 797	4 075	61 014
4016999900	Oth articles of vulcanised rubber for oth purposed	295 699	1 518 744	2 560 922	12 693 801
4017001000	Floor tiles& wall tiles	189	21 394	18 358	218 120
4017002000	Other articles of hard rubber	14 205	665 285	243 234	1 380 321
4017009000	Other hard rubber in all form,includewaste & scrap, articles of har	33 927	157 659	561 498	1 833 716
4101201000	Hide&skin,weight/skin<8kg(simply dried),10kg(dry-salt),16kg(fresh	891 819	3 758 158	621 391	2 768 696
4101209000	Hide&skin,weight/skin<8kg(simply dry),10kg(dry-salt),16kg(fresh),	126	304	6 026	15 429
4101501000	Whole hide & skin,of a weight >16 kg,pre-tanned	60 600	210 915	137 000	455 155
4101909000	Oth hide&skin,inc butt,weight/skin<8kg(simply dry),10kg(dry-salt)	452 868	1 516 565	349 624	1 206 496
4102100000	Raw skins of sheep/ lambs with wool on	0	202 575	0	168 670
4102210000	Raw skins of sheep/ lambs without wool on , pickled	11 640	22 040	112 000	219 654
4103201000	Raw hide & skin of reptiles,pre-tanned	0	779	0	13 684
4103209000	Raw hide & skin of reptiles,not pre-tanned	637	637	56 471	56 471
4103300000	Raw hide & skin of swine	1	3	8	103
4103900000	Raw hide & skin of oth animal	203 001	568 929	162 400	439 776
4104110010	Bovine leather, vegetable pre-tanned,full grains, unsplit in the wet	0	41 930	0	126 306
4104110090	Oth tanned/ crust hide&skin of bovine,full grain,unsplit in the wet :	979 118	4 082 151	2 036 673	8 359 456
4104190000	Oth tanned/ crust hide&skin of bovine,not full grain,unsplit in the v	185 359	2 342 317	1 772 120	16 051 509
4104410000	Crust vegetable(semi-tanned) hide&skin,full grain,unsplit;in the dr	127 666	817 816	2 041 776	12 768 929
4104490000	Oth crust vegetable(semi-tanned) hide&skin,full grain,unsplit;in th	475 467	2 181 651	7 847 197	36 247 440
4105100000	Tanned/ crust sheep/lamb skin,w/o wool on/hair on,in the wet sta	69 839	337 429	640 279	3 145 985
4105300000	Tanned/ crust sheep/lamb skin,w/o wool on/hair on,in dry state	798	7 435	64 411	531 046
4106220000	Tanned/ crust goat/kid hide&skin,w/o wool on/hair on,in the dry st	0	156	0	6 993
4106320000	Tanned/ crust hide & skin of swine,w/owool on/hair on,in the dry s	198	520	7 720	17 821
4106402000	Tanned/ crust hide & skin of reptiles,w/o wool on/hair on,in the dr	0	16	0	1 896
4106910000	Oth tanned/ crust hide&skin of oth animal,w/o wool on/hair on,in	16 380	43 062	47 758	137 304
4106920000	Oth tanned/ crust hide&skin of oth animal,w/o wool on/hair on,in	1 175	3 928	111 424	395 768
4107110000	Whole hide&skin,full grains,unsplit ofbovine/ equine animals,w/o t	49 671	222 912	1 376 891	6 375 841
4107120000	Whole hide&skin,grains splits of bovine/ equine animals,w/ o hair o	17 989	74 901	270 196	1 322 770
4107190000	Oth whole hide&skin of bovine/ equineanimals, in oth form	338 841	1 599 232	7 550 173	36 178 182
4107910000	Oth whole hide&skin,including side ofbovine/ equine animals,full g	32 371	116 456	1 051 288	3 812 089
4107920000	Oth whole hide&skin,including side ofbovine/ equine animals, grair	125 564	659 304	3 757 049	16 511 792
4107990000	Oth whole hide & skin,including side,ofbovine/ equine animals, in c	650 187	3 058 972	8 830 678	39 137 985
4112000000	Leather further prep. after tanning/ crust,oth than leather of headi	13 586	157 289	387 858	3 433 166
4113100000	Leather further prepared after tanning/ crusting, of goats or kids	19 392	104 848	819 565	3 637 548
4113200000	Leather further prepared after tanning/ crusting, of swine	38 880	178 090	1 009 567	3 866 585
4113300000	Leather further prepared after tanning/ crusting, of reptiles	0	1 463	0	16 346
4113900000	Leather further prepared after tanning/ crusting, of oth animals	6 189	71 307	56 340	873 079
4114100000	Chamois (including combination chamois)leather	0	8 624	0	16 397
4114200000	Patent leather&patent laminated leather , metalised leather	6 649	235 714	136 075	3 378 788
4115100000	Composition leather with base of leather/leather fibre,in slabs, sh	1 459	50 356	36 454	927 056
4201000000	Saddlery & harness for any animal of any materials	8	1 002	344	3 157
4202110010	Travel goods w/ max dimension of h x w x l = 56cm x 45cm x 25cm	85	1 504	1 810	27 523
4202110090	Trunk,suit,vanity,executive,brief-caseswith outer surface of leathe	114 611	572 212	1 291 620	4 925 564
4202121100	School satchel with outer surface ofvulcanised fibre	1 238	75 721	9 736	448 124
4202121900	School satchel with outer surface ofplastics/textile materials	155 998	441 386	666 878	1 951 762
4202129100	Trunk,suit,vanity,executive,brief-casesw/ out surface of vulcanise	6 136	12 330	106 018	203 473
4202129900	Trunk,suit,vanity,executive,brief-casesw/ out surface of plastics/te	598 241	2 766 376	3 301 392	12 762 149
4202192000	School satchel,trunk,suit,vanity,brief,w/ outer surface of paperbo	3 181	6 886	13 168	84 943
4202199000	School satchel,trunk,suit,vanity,brief,w/ outer surface of plastic/te	184 256	545 857	636 919	1 987 390
4202210000	Hand bag with outer surface of leatheror of patent leather	9 605	33 539	833 606	5 045 152
4202220000	Hand bag with outer surface of plasticsheeting or of textile materi	265 626	1 246 899	2 215 956	10 976 065
4202290000	Hand bag with other outer surface	771 835	3 357 547	3 842 237	15 480 492
4202310000	Artcl in pocket/ hand bag with outersurface of leather or of patent	14 346	62 526	190 210	1 211 888
4202320000	Artcl in pocket/ hand bag with outer surface of plastics or of textile	70 891	510 528	293 727	3 287 819
4202391000	Article of kind normally carried pocketor in handbag with outer srf	4 817	15 594	18 131	82 416
4202393000	Article of kind normally carried pocketor in handbag w/ outer srfc	0	88	0	653
4202399000	Article of kind normally carried pocketor in handbag with outer srf	33 317	150 961	195 118	756 676
4202911100	Sport bags,with outer surface of leather composition leather/of pe	0	45	0	9 870
4202911900	Oth Sport bags,with outer surface oflthr composition leather/of pe	0	963	0	66 454

I.3. IMPOR MENURUT KOMODITI / IMPORT BY HS COMMODITY
***** MEI / MAY 2014 *****

HS	Uraian Komoditi Commodity Description	Berat Bersih / Net Weight (Kg)		Nilai / Value C.I.F (US\$)	
		Bulan ini Current Month	Kumulatif Cum.Jan. to date	Bulan ini Current Month	Kumulatif Cum.Jan. to date
4202919000	Oth artcls with outer surface of leather or of patent leather	45 503	206 604	220 752	1 070 498
4202921000	Toiletry bags with outer surface of plastic or of textile materials	1 430	8 762	4 311	54 067
4202922000	Bowling bags with outer surface of plastic or of textile materials	7	68	540	3 007
4202929000	Other articles with outer surface of plastic or of textile materials	116 927	802 321	1 245 731	6 241 181
4202991000	with outer surface of vulcanised fibre or paper board oth bags	6 250	125 259	10 674	249 034
4202992000	with outer surface of vulcanised fibre or paper board oth bags of co	0	9	0	2
4202999000	Oth than trunk, suit-cases, handbags, & similar containers	147 446	368 119	699 147	1 857 574
4203100000	Articles of apparel of leather or of composition leather.	1 609	7 204	91 399	432 955
4203210000	Gloves, mittens & mitts specially designed for use in sports of leath	380	6 902	16 463	187 229
4203291000	Protective work gloves of leather or of composition leather	29 885	108 417	93 744	662 642
4203299000	Oth gloves, mittens & mitts of leather or of composition leather	12 551	72 601	73 728	295 218
4203300000	Belts & bandoliers of leather or of composition leather	59 193	246 475	517 213	2 199 701
4203400000	Oth clothing access of leather or of composition leather	44 407	68 688	113 166	449 226
4205001000	Oth articles of leather or of composition leather, boot laces ; mats	2 241	20 435	69 712	441 762
4205002000	Oth articles of leather, industrial safety belt & harnesses	4 684	114 295	50 131	481 960
4205003000	Leather strings or cords for jewelry or for personal adornment	6 979	20 290	108 671	157 274
4205004000	Oth articles of a kind used in machinery or mechl appliance or for	1 258	9 734	33 774	59 228
4205009000	Oth articles of leather oth than boot laces, safety belt & leather stri	2 782	18 303	141 046	769 449
4206009000	oth articles of gut of goldbeaters skin of bladders or of tendons	8	23	59 233	152 129
4301800000	Raw furskins Oth furskins, whole, with or without head, tail or paw:	13	662	6 150	344 226
4302190000	Tanned or dressed furskins, oth than of mink	4 253	18 457	371 875	1 196 125
4303100000	Articles of apparel, clothing accessories oth articles of furskin	1	811	6	172 053
4303902000	Article for industrial uses oth than of furskin	0	1	0	36
4303909000	Oth article of apparel, clothing accessories of furskin	1 030	3 572	513 022	1 955 644
4304001000	Artificial fur and articles thereof	4 047	4 075	45 047	45 099
4304002000	Article for industrial uses of artificial fur	426	1 962	4 566	75 879
4304009100	Sport bags of artificial fur and articles thereof	0	11 614	0	20 891
4304009900	Oth than artificial fur & articles for industrial uses & sport bags	0	1	0	18
4401100000	Fuel wood, in logs, in billets, in twigs, faggots or in similar forms	0	50 007	0	29 842
4401220000	Non-coniferous wood in chips or particles	16 560	46 415	10 123	43 698
4401310000	Wood pallets, sawdust & wood waste and scrap, whether or not ang	1	18 014	26	7 745
4401390000	Oth Sawdust & wood waste & scrap, whether or not agglomerat in log	1 533 782	6 423 266	481 817	2 097 551
4402901000	Oth than wood charcoal (including shell or nut charcoal), of bambo	15 080	18 457	12 925	17 348
4402909000	Oth wood charcoal (including shell or nut charcoal), of coconut she	0	504	0	15 575
4403101000	Baulks, sawlogs & veneer logs wood in the rough, whether or not atri	156	60 906	5 282	138 477
4403109000	Oth baulk, sawlog, pit-props, poles, piles treated with paint	32 344	147 595	23 191	140 424
4403209000	Other than wood of coniferous in the rough, not treated	527 715	2 079 268	233 360	1 033 442
4403419000	Oth than wood of dark & light red meranti, meranti bakau, in the ro	586 977	1 963 390	14 147	46 932
4403499000	Other than wood of other tropical wood in the rough, not treated	0	45 000	0	29 945
4403911000	Baulks sawlog & veneer log of oak not treated	802 889	3 147 681	341 906	1 300 421
4403919000	Other than wood of oak in the rough, not treated	442 726	1 359 387	218 396	585 056
4403921000	Baulks sawlog & veneer log of oak	45 446	82 686	8 125	13 190
4403929000	Other than wood of beech in the rough, not treated	18 656 789	70 472 359	1 392 755	5 323 387
4403991000	Baulks sawlog & veneer log of other tree not treated	25 027	78 007	65 608	202 864
4403999000	Other than wood of other tree in the rough, not treated	616 499	1 908 381	132 220	355 130
4404201000	Hoopwood, split poles, piles, picket & the like of non coniferous	19 692	19 707	84 524	85 114
4404209000	Oth than Hoopwood, split poles, piles, picket & the like of non conif	0	25 000	0	27 050
4405002000	Wood wool, wood flour.	1 544 420	5 484 019	465 916	1 696 611
4406900000	Oth Railway or tramway sleepers (cross-ties) of wood impregnated	0	35 229	0	73 576
4407100000	Wood sawn/ chipped length of a thick > 6 mm. of Coniferous, Plane	5 039 817	28 840 859	2 969 974	18 244 091
4407219000	Wood sawn/ chipped length of a thick > 6 mm. of Mahogany, not pl	10 879	10 879	16 355	16 355
4407251900	Wood sawn/ chipped of a thick > 6 mm. of dark & light red meranti, S	13 684	32 835	27 960	59 008
4407252100	oth wood sawn/ chipped of a thick > 6 mm. of meranti bakau, plane	369 419	1 549 596	269 075	1 351 412
4407279000	Wood sawn/ chipped of a thick > 6 mm. of Sapelli, not planed, not S	193 845	788 537	149 723	555 335
4407289000	Wood sawn/ chipped of a thick > 6 mm. of Iroko, not planed, not Sa	100 451	290 305	96 538	324 229
4407291900	Oth than wood sawn/ chipped of a thick > 6 mm. of Jelutong, Not pl	3 289	21 796	8 938	30 025
4407292900	Oth than wood sawn/ chipped of a thick > 6 mm. of Kapur, Not plan	0	30 660	0	37 049
4407293900	Oth than Wood sawn/ chipped of a thick > 6 mm. of Kempas, Not pl	0	2 375	0	10 696
4407296900	Wood sawn/ chipped of a thick > 6 mm. of Teak, Not planed, not Sa	22 863	129 096	91 521	310 537
4407299300	Oth sanded or end jointed & of a thick > 6 mm jongkok & merbau	1 004	3 338	1 331	4 511
4407299990	Oth than tropical wood, oth sanded or end jointed & planed, thickne	31 811	42 364	57 913	93 930
4407911000	Wood sawn/ chipped of a thick > 6 mm. of Oak, Sanded or end-joint	103 043	885 659	84 443	796 824
4407919000	Oth wood sawn/ chipped of a thick > 6 mm of Oak, Not planed, not	2 419 586	10 110 202	2 327 190	9 688 152
4407921000	Wood sawn/ chipped of a thick > 6 mm. of beech, Planed	47 935	350 257	44 213	268 926
4407929000	Wood sawn/ chipped of a thick > 6 mm. of beech, Not planed, not S	255 522	1 124 665	184 848	850 519
4407931000	Wood sawn/ chipped of a thick > 6 mm. of Maple, Sanded or end-joi	0	1 784	0	32 267
4407939000	Oth than wood sawn/ chipped of a thick > 6 mm. of Maple, Not plan	212 976	997 679	404 717	2 010 935
4407959000	Oth wood sawn/ chipped of a thick > 6 mm of Ash, Not planed, not	100 552	425 671	171 971	786 984

I.3. IMPOR MENURUT KOMODITI / IMPORT BY HS COMMODITY

*** MEI / MAY 2014 ***

HS	Uraian Komoditi Commodity Description	Berat Bersih / Net Weight (Kg)		Nilai / Value C.I.F (US\$)	
		Bulan ini Current Month	Kumulatif Cum.Jan. to date	Bulan ini Current Month	Kumulatif Cum.Jan. to date
4407991000	Oth than wood sawn/ chipped of a thick > 6 mm.of Other tree,Plan	82 041	688 871	46 159	425 417
4407999000	Wood sawn/ chipped of a thick > 6 mm.of Other tree,Not planed, n	1 683 820	7 881 413	1 579 000	6 633 345
4408101000	Cedar wood slats prepared for pencilmanufact;radiata pinewood c	274 715	1 120 889	132 634	560 433
4408103000	Face veneer sheets, coniferous	33 408	245 003	127 090	801 104
4408109000	Oth Coniferous,oth cedar wood slats,face veneer sheets	139 315	1 317 510	278 534	2 258 029
4408310000	Dark red meranti, light red meranti andmeranti bakau of the tropic	0	700	0	6 470
4408399000	Oth jelutung wood and oth wood preparedfor pencil manufact	210 834	716 151	414 194	1 480 302
4408900000	Oth than sheets for veneering and of the tropical wood of thicken	676 487	3 045 111	1 780 475	8 005 740
4409100000	Coniferous wood cotinuously shapedalong any of its edgee,ends/f;	50 440	341 362	40 785	318 239
4409290000	Oth non coniferous oth teak stripsfriezes for parquet flooring	48 575	172 153	79 057	284 980
4410110000	Particle board & similar board of woodor other ligneous materials	24 538 216	129 337 244	6 398 633	32 047 687
4410120000	Oriented strand board of wood	24 842	24 843	12 533	12 738
4410190000	Oth particle board,oriented strand board (osb) of wood	2 297 828	7 090 712	697 224	2 192 817
4410900000	Oth than Particle board & similar boardof other ligneous materias	28 668	417 969	22 307	197 994
4411120000	Medium density fibreboard (mdf) of a thickness < 5mm	3 325 367	13 834 848	1 512 332	6 646 029
4411130000	Medium density fibreboard (mdf) of athickness > 5mm and < 9 mn	886 712	6 692 490	555 316	4 200 702
4411140000	Medium density fibreboard (mdf) of athickness > 9 mm	3 405 217	15 235 248	1 692 253	7 437 817
4411920000	Oth fibreboard of a density >0.8g/cm3	113 243	915 549	75 761	639 003
4411930000	Oth fibreboard of 0,5g/cm<density <0,8g/cm3	368 898	2 226 144	165 826	967 568
4411940000	Oth fibreboard of a density <0.5g/cm3	35 100	147 362	21 072	79 820
4412100000	Plywood,veneered panel&similar laminated wood of bamboo	415	53 804	1 171	53 175
4412310000	Oth plywood,consisting solaly <6mmthickness w/ at least one outi	323 745	2 024 062	192 620	1 723 029
4412320000	Oth plywood,each thick.<6mm with atleast one outer ply of non c	572 669	2 213 446	474 143	1 773 619
4412390000	Oth plywood consisting solely of sheetsof wood of each thick < 6 n	5 042 132	26 596 211	2 805 195	12 706 596
4412940000	Oth plywood,veneered panels&similar wood of blockboard,lamint	25 758	203 568	20 745	308 537
4412990010	Veneered panels&similar w/at least oneother wood	911	23 994	1 512	46 657
4412990090	Veneered panels&similar w/at least oneother wood	594 309	2 279 590	486 745	1 945 151
4413000000	Densified wood, in blocks,plates,stripsof profile shapes.	25 010	203 654	80 920	463 182
4414000000	Wooden frames for paintings, photographs mirrors or similar obje	2 770	47 724	13 854	155 382
4415100000	Cases, boxes, crates, drums & similar packings; cable-drums	219	28 439	2 273	118 054
4415200000	Pallets,box pallets& other load boards;pallet collars	128 098	882 772	113 893	702 291
4416009000	Casks,barrels,vats,tubs&other coopersproducts & parts thereof, of	72 023	282 274	64 199	310 199
4417001000	Tools,tool bodies,tool handles,broom orbrush bodies & handles, o	3 148	9 248	12 340	102 961
4417009000	Oth Tools,tool bodies,tool handles,broom or brush bodies & handl	107 324	806 521	249 456	1 094 921
4418100000	Windows,french-windows&their framesof wood	0	1	0	6
4418200000	Doors & their frames & thresholds ofwood	36 137	230 736	51 486	459 513
4418400000	Shuttering for concrete construal workof wood	0	954 932	0	2 036 724
4418600000	Posts and beams	0	39 219	0	63 524
4418720000	Oth multilayer bullders joinery and carpantry of wood	33 369	82 799	75 645	187 014
4418790000	Oth assembled flooring panels of wood	40 257	81 765	103 841	199 027
4418901000	Oth Cellular wood panels	983	55 703	892	90 817
4418909000	Other builders joinery & carpentry of wood	283 109	1 703 783	290 751	1 589 025
4419000000	Tableware and kitchenware, of wood.	33 220	173 063	98 013	343 025
4420100000	Statuettes & oth ornaments, of wood	10 551	27 914	27 500	165 913
4420901000	Oth wooden articles of furniture notfalling in chapter 94	0	516	0	8 044
4420909000	Oth wood marquetry and inlaid,casket and similar articles of wood	24 011	204 959	86 299	576 939
4421100000	Clothes hangers of wood	20 917	99 747	6 002 407	6 328 127
4421901000	Spools, cops & bobbins, sewing threadreels and the like of wood	276	3 814	2 491	35 706
4421902000	Match splints	15 332	15 332	21 094	21 094
4421903000	Wooden pegs or pins for footwear	1 187	25 583	4 023	70 781
4421904000	Candy-sticks, ice-cream sticks & Ice cream spoons	243 132	815 440	299 982	1 466 020
4421908000	Toothpicks of wood	59 275	365 077	24 098	182 685
4421909300	Prayer beads	0	1 866	0	15 453
4421909400	Oth beads	224	1 601	6 495	31 594
4421909900	Other wooden articles	215 075	1 162 145	214 840	1 732 925
4501100000	Natural cork, raw / simply prepared;wasta cork,crushed,granulate	280	1 387	872	5 859
4501900000	Oth Natural cork,raw/ simply prepared; wasta cork,crushed,granul	596	5 707	3 166	24 935
4502000000	Natural cork,debarked or roughly squared or in rectangular (includ	801	22 449	30 327	58 688
4503100000	Corks and stoppers	0	1 778	0	13 288
4503900000	Other articles of natural cork.	14 447	57 948	58 136	267 556
4504100000	Blocks, plates, sheets & strip; tiles of any shape;solid cylinders,inc	15 356	53 067	105 784	564 858
4504900000	Other agglomerated cork and articles ofagglomerated cork	28 315	221 987	106 305	814 269
4601210000	Mats, matting and screens of vegetablematerials of bamboo	0	26 005	0	17 946
4601220000	Mats, matting and screens of vegetablematerials of rattan	13	237	162	13 400
4601290000	Oth mats,matting & screens of vegetablevegetable of material	33 084	82 475	119 259	287 425
4601921000	Plaits and similar products of plaitingmaterial of bamboo	280	280	8 190	8 190
4601929000	Other of bamboo	25 840	43 513	44 200	73 068
4601999000	Oth Plaits & similar products of plaiting of other materials,whethe	234	250	4 203	8 181

I.3. IM POR M ENURUT KOM ODITI / IM PORT BY HS COM M ODITY

*** MEI / MAY 2014 ***

H S	Uraian Komoditi Commodity Description	Berat Bersih / Net Weight (Kg)		Nilai / Value C.I.F (US\$)	
		Bulan ini Current Month	Kumulatif Cum.Jan. to date	Bulan ini Current Month	Kumulatif Cum.Jan. to date
4602110000	Basketwork, wickerwork & other articles, of vegetable material of	50 694	176 403	23 256	138 792
4602120000	Basketwork, wickerwork & other articles, of vegetable material of	0	4	0	62
4602190000	Oth than basketwork, wickerwork & otherarticles, vegetable mate	325	1 796	2 305	11 036
4602900000	Oth basketwork, wickerwork & otherarticles, of other materials	268	720	842	3 099
4701000000	Mechanical wood pulp.	9 509 028	67 662 264	6 129 585	42 146 682
4702000000	Chemical wood pulp, dissolving grades.	35 067 497	202 302 506	32 686 603	190 681 667
4703110000	Chemical wood pulp, soda, oth than dissolving grades,unbleached,	7 494 393	28 203 103	5 243 755	19 793 061
4703190000	Chemical wood pulp, soda, oth than dissolving grades,unbleached,	0	298 648	0	192 628
4703210000	Chemical wood pulp, soda, oth than dissolving grades,bleached,co	48 089 633	243 176 745	38 280 218	190 347 233
4703290000	Chemical wood pulp, soda, oth than dissolving grades,bleached,no	5 206 266	28 485 215	3 993 994	19 813 055
4704110000	Chemical wood pulp,sulphite,oth than dis solving grades,unbleach	2 157 714	3 141 642	1 470 592	2 143 081
4704190000	Chemical wood pulp,sulphite,oth than dis solving grades,unbleach	0	7 000	0	37 800
4704210000	Chemical wood pulp,sulphite,oth than dis solving grades,bleached	1 714 322	9 988 658	1 226 039	7 270 260
4704290000	Chemical wood pulp,sulphite,oth than dis solving grades,bleached.	0	49 752	0	109 926
4705000000	Wood pulp obtained by a combination ofmechanical & chemical pi	3 654 879	20 661 801	2 220 734	12 246 420
4706100000	Cotton linters pulp	674 758	3 596 347	1 391 949	7 561 724
4706200000	Pulps of fibres derived from recovered (waste & scrap) paper or pa	12 096	63 809	21 254	121 088
4706300000	Pulps of fibres derived from recoveredof oth than bamboo	0	18 949	0	20 115
4706910000	Mechanical pulps of fibres derived fromrecovered paper or paper	373 946	3 592 266	295 417	2 663 040
4706920000	Chemical pulps of fibres derived fromrecovered paper or paperbo	97 037	1 285 488	308 207	2 153 849
4706930000	obtained by a combination of mechanical&chemical proceses reco	375	1 241	4 186	12 114
4707100010	Recovered Unbleached kraft paper & paperboard for paper makin	142 820 464	563 800 952	29 371 550	115 324 586
4707100090	Recovered Unbleached kraft paper & paperboard for paper other	19 428	67 482	31 413	80 548
4707200010	for paper making purpose Recoveredbleached chemical pulp,	5 841 291	25 421 591	1 850 760	7 480 924
4707200090	Recovered bleached chemical pulp, forother purpose	46	392	346	5 069
4707300010	Recovered mechanical pulp paper orpaperboard for paper making	41 117 864	209 316 753	8 858 932	44 336 928
4707300090	Recovered mechanical pulp paper orpaperboard for other purpose	886	7 769	3 316	37 934
4707900010	Recovered unsorted waste & scrap paper & paperboard for paper	14 578 557	47 109 579	2 652 724	8 085 380
4707900090	Recovered unsorted waste and scrappaper & paperboard for other	100	102	769	1 408
4801001000	Newsprint, in rolls or sheets. weighingnot more than 55 g/m2	91 288	289 636	29 086	101 929
4801009000	Newsprint, in rolls or sheets. weighingmore than 55 g/m2	293 274	1 118 984	211 203	935 410
4802100000	Hand-made paper and paperboard	23 032	67 883	70 605	448 133
4802201000	Paper and paperboard of a kind used as for photo sensitive,heat-s	0	157	0	8 030
4802209000	Oth Paper and paperboard of a kind usedas for photo sensitive,he	1 755 432	9 829 648	1 019 956	4 443 493
4802401000	Wallpaper base in rolls of not more than 15 cm in width rectangul	0	1 281	0	11 147
4802409000	Oth paper and peperboard, not containing fibres obtained by a me	8 182	8 829	46 701	50 268
4802541900	Other paper and paperboard, not containing fibres Weighing < 40	51 660	181 142	55 604	210 920
4802542900	Alumunium base paper, not containingfibres Weighing < 40 g/m2	14 479	85 864	31 706	173 215
4802543000	Alumunium base paper, not containingfibres Weighing < 40 g/m2	0	877	0	23 271
4802549000	Alumunium base paper, not containingfibres Weighing < 40 g/m2	262 137	1 011 737	443 564	1 668 652
4802552000	Fancy paper and paperboard,purpose40< weight <150 g/m,roll	351 145	820 093	363 434	863 257
4802553900	Oth paper,no fibres, for other purpose 40< weight <150 g/m,roll	398	398	315	315
4802555000	Paper,no fibres, for other purpose 40< weight <150 g/m,roll	3 611	5 205	33 554	48 820
4802559000	Oth paper,no fibres, for other purpose 40< weight <150 g/m,roll	1 393 080	5 992 732	1 428 521	6 467 105
4802562000	Fancy paper and paperboard, in rectangular =<36cm oth side =15c	31 703	36 830	34 857	74 597
4802563900	Paper,no fibres, for other purpose40< weight <150 g/m,sheet	782	4 271	7 620	39 103
4802569000	Other than Paper,no fibres, for otherpurpose 40< weight <150 g/n	24 658	107 233	31 495	195 413
4802571900	Other paper & paperboard, weight>40g/ m2and =< 150g/m2	12 156	78 486	35 023	141 690
4802579000	Other paper & paperboard, weight>40g/ m2and =< 150g/ m2	545 712	1 591 009	522 535	2 035 627
4802582100	Fancy paper&paperboard,in roll width <=15cm/in rectang sheet<3	0	14	0	194
4802582900	Oth fancy paper & paperboard,oth in roll width<=15cm/in rectang	66 605	378 285	59 775	396 277
4802589000	Oth paper,no fibres, for other purpose weight >150 g/m	89 579	741 626	196 061	1 551 859
4802613000	Paper, fibres>10%, aluminium paper paper,in rolls	0	338	0	362
4802614000	Paper,fibres>10%,oth aluminium paper, banknotes,printing,writin	0	23 928	0	26 560
4802619000	Oth Paper,fibres>10%,oth aluminium paper, banknotes,printing,w	1 228 048	3 599 058	1 031 123	3 050 791
4802621000	Paper, fibres, aluminium paper base in sheets with 435< one side	880	1 332	23 046	23 709
4802622000	Paper,fibres,banknotes,manuf of gypsumboard,in sheets 435<one.	23 563	179 884	171 327	876 723
4802629000	Oth paper,fibres, for other purpose, insheets with 435< one side <	5 351	24 302	31 697	132 501
4802690000	Oth paper,fibres, for other not purpose, of fibres>10%, paper in ro	428 827	776 499	522 070	1 329 353
4803003000	Of Cellulose wadding or of web cellulose fibres toilet or farcial tissi	401 499	1 569 830	624 979	2 644 710
4803009000	Oth of cellulosa wading&tissue paper/ toilet/facial tissue stock&sin	61 652	432 081	343 379	1 775 128
4804110000	Kraftliner paper&paperboard,in rolls orsheets,unbleached	1 192 105	5 369 268	671 932	3 119 343
4804190000	Oth kraftliner paper&paperboard	3 582 573	6 479 109	2 429 936	4 638 777
4804211000	Sack kraft paper for making cement bag in rolls or sheets,unbleach	6 683 024	43 274 523	7 153 260	45 653 916
4804219000	Oth sack kraft paper for making cement bag in rolls or sheets,unbl	257 577	1 149 139	275 240	1 339 304
4804290000	Oth composite papers, in rolls or sheets	231 084	1 067 399	189 471	802 796
4804311000	oth kraft paper and paperboard, weighing 150 g/m,unbleached	298 803	1 526 397	486 615	2 684 587
4804313000	Wet strenght 40g to 60g, for plywoodadhesive tape,weigh 150g/m	301 420	2 293 286	313 423	2 418 645

I.3. IMPOR MENURUT KOMODITI / IMPORT BY HS COMMODITY
***** MEI / MAY 2014 *****

HS	Uraian Komoditi Commodity Description	Berat Bersih / Net Weight (Kg)		Nilai / Value C.I.F (US\$)	
		Bulan ini Current Month	Kumulatif Cum.Jan. to date	Bulan ini Current Month	Kumulatif Cum.Jan. to date
4804314000	Other kraft paper&wet strenght weighing150 g/m,unbleached	5	1 600	70	22 670
4804319000	Other than kraft paper & wet strenghtweighing 150 g/m,unbleach	528 978	3 342 064	625 603	3 290 195
4804391000	Of a wet adhesive tape,40-60g,used in mnfact. weight <= 150g/ m	833	74 927	5 300	84 547
4804392000	Adhesive tape,40-60g,not used in mnfact weigh <= 150g/m2,ble	4	171	106	592
4804399000	Oth adhesive tape,40-60g,not used inmnfact weigh <= 150g/m2,l	441 017	1 718 926	378 348	1 628 823
4804411000	Elect grade insulating kraft paper, 150<weighing< 225 g/m,unblear	24 794	530 467	23 735	642 134
4804419000	Oth elect grade insulating kraft paper,150<weighing<225 g/m,unt	781 639	3 272 451	740 871	3 356 162
4804499000	Other kraftpaper& paperboard 150< weighing< 225 g/ m	1 476	82 056	13 880	380 550
4804511000	Elect grade insulating kraft paper,press board weighing >600g/m,u	934	2 435	3 867	14 703
4804512000	Oth wet strenght 40g to 60g,for plywoodadhesive tape,weigh>225	0	672	0	1 344
4804519000	Oth than wet strenght 40g to 60g,/ply wood adhesive tape,weigh>	246 802	2 657 908	241 382	1 701 203
4804520000	Bleached of kind used in the manufact of gypsum boards	134 452	878 983	222 901	1 254 819
4804590000	Other kraftpaper& paperboard weighing 225 g/ m or more	62 379	245 984	89 218	463 620
4805110000	Oth uncoated paper&paperboard,in rollsluting paper,	491 239	1 272 274	200 501	502 147
4805129000	Uncoated paper&paperboard,oth semichemical,straw flutingpaper	1 046	513 301	9 017	378 559
4805199000	Oth uncoated paper and paperboard, inrolls or sheets	245 452	1 225 788	235 677	972 636
4805240000	Uncoated paper&paperboard,testlinerweighing 150 g/ m2 or less	0	264 598	0	106 836
4805251000	Uncoated paper&paperboard,testlinerweighing >= 150 g/ m2	324 458	1 364 570	177 633	911 097
4805259000	Uncoated paper&paperboard,testliner othof weighing >= 150 g/ m	1 960 196	8 258 708	1 065 499	4 450 131
4805309000	Paper,sulphite wrapping paper, othcolored match wrapping paper	1 276 570	3 607 472	552 971	1 616 238
4805400000	Filter paper and paperboard	545 824	2 287 558	2 355 657	9 994 268
4805500000	Felt paper and paperboard	32 004	267 715	77 360	615 572
4805911000	Paper used as packing of flat glassproduct, resin<0,6%,wg<150g/ m	12 769	36 394	33 794	86 996
4805912000	Uncoated paper&paperboard,oth blotting,&joss paper,weighing1E	26 524	28 156	11 522	12 383
4805919000	Uncoated paper&paperboard,oth blotting,&joss paper,weighing1E	98 909	536 888	238 877	1 320 502
4805921000	Multi-ply paper and paperboard of 150<weighing<225g/ m	0	248	0	1 080
4805929000	Uncoated paper&paperboard of oth150<weighing<225g/ m	2 674 738	14 201 746	1 649 442	8 546 112
4805931000	Multi-ply paper and paperboard of weighing > 225g/ m2	280 725	1 006 886	184 733	665 843
4805932000	Blotting paper of other weighing > 225g/ m2	28 558	85 598	31 626	89 212
4805939000	Oth Multi-ply paper&Blotting paper of other weighing > 225g/ m2	122 408	473 646	201 967	904 597
4806100000	Vegetable parchment	25 289	301 953	50 454	754 975
4806200000	Greaseproof papers	188 504	692 320	258 861	925 461
4806300000	Tracing papers	15 307	84 087	26 526	171 247
4806400000	Glassine and other glazed transparent or translucent papers	987 068	3 777 238	1 287 424	5 143 488
4807000000	Composite paper and paperboard notsurface-coated or impregnat	847 272	3 000 286	589 053	2 457 321
4808100000	Corrugated paper&paperboard,whetherer or not perforated,in rolls c	341 667	1 374 370	429 858	1 626 781
4808400010	Sack kraftpaper,creped,crinkled,whether, not embossed /perforat	111 959	461 045	91 367	409 431
4808400090	Oth kraftpaper,creped or crinkle,whether or not embossed or perf	56 388	164 449	182 007	452 429
4808902000	Paper&paperboard,oth embossed fancypaper used printing,cover,	241	6 909	3 030	11 471
4808903000	Paper&paperboard,embossed paperfancypaper used printing,cove	16 422	33 013	25 371	55 801
4808909000	Oth than Paper&paperboard,oth embossedfancypaper used printi	101 678	731 745	224 391	1 959 894
4809200000	Self-copy paper	134 634	837 388	163 821	979 727
4809901000	Oth self-copy paper	45 270	253 060	123 022	629 105
4809909000	Oth self-copy paper	419 742	1 510 510	593 465	2 248 973
4810131100	Paper&paperboard for photo,heat,elect.in rolls papers of width <1	545	2 996	12 563	24 236
4810131900	Paper&paperboard for photo,heat,elect.in rolls papers of oth widt	184 932	1 204 053	157 671	887 387
4810139110	Paper&paperboard for photo,heat,elect.in rolls papers of oth widt	199 509	691 980	1 079 641	3 559 340
4810139190	Paper&paperboard for photo,heat,elect.in rolls papers of width <1	8 993	859 753	7 543	1 091 950
4810139990	Paper & paperboard for writing or printing in rolls of a width >15 c	1 699 774	11 416 285	1 780 776	11 534 857
4810141100	Paper&paperboard for photo,heat,elect. sensitive 297<one side<4	0	672	0	18 012
4810141900	Paper&paperboard for photo,heat,elect. of width < 15cm	107	51 781	740	47 022
4810149190	Paper&paperboard for photo,heat,elect. sensitive 297<one side<4	0	2 452	0	1 881
4810149990	Paper & paperboard for writing or printing in sheets & unfolded of	581	131 514	7 375	115 217
4810191100	Other Paper & paperboard for writing orprinting in sheets	0	34 808	0	27 498
4810191990	Other Paper & paperboard for writing orprinting in sheets	1 397 595	5 557 394	927 412	3 834 339
4810199190	Other Paper & paperboard for writing orprinting in sheets	593 673	3 307 713	483 546	2 659 294
4810199990	Other Paper & paperboard for writing orprinting in sheets	1 522 489	7 671 491	1 380 826	7 219 052
4810221100	Light weight coated paper,Electcardiogr,Ultrasonograph,spirome	121 161	260 232	95 111	203 732
4810221900	Light weight coated paper; Oth Elect,cardiograph,Ultrasonograph,	14 446	140 597	4 989	105 341
4810229100	Oth light weight coated paper,in roll of a width 15cm<one side<36	0	226	0	2 738
4810229900	Oth light weight coated paper	338 648	3 028 346	287 522	3 044 083
4810291100	Oth paper of a kind used for printng,elect,cadiogr,ultrasonograp	0	195	0	7 678
4810291900	Oth paper of a kind used for printng,oth electcadiogr,ultrasonog	123 059	155 020	106 616	179 680
4810299100	Oth paper of a kind used for printng,width 15cm<one side<36cm,u	16 614	71 588	28 328	111 477
4810299900	Oth paper of a kind used for printng	899 801	2 939 645	803 633	2 615 709
4810313100	Base paper of a kind used to manufacture aluminium coated paper	72	470	168	1 307
4810313900	Other Base paper of a kind used to manuf aluminium coated paper	0	14 795	0	62 449
4810319900	Oth kraft paper,paperboard,not for wrtng printing, other grafic pu	0	54 259	0	86 847

I.3. IM POR M ENURUT KOM ODITI / IM PORT BY HS COM M ODITY

*** MEI / MAY 2014 ***

H S	Uraian Komoditi Commodity Description	Berat Bersih / Net Weight (Kg)		Nilai / Value C.I.F (US\$)	
		Bulan ini Current Month	Kumulatif Cum.Jan. to date	Bulan ini Current Month	Kumulatif Cum.Jan. to date
4810329000	Kraft paper,paperboard, not for writing,other weight>150g/m2	2 032 480	8 123 863	2 303 919	9 162 528
4810393000	Oth kraft paper,paperboard, not forwriting in rolls width<=15cm,si	11 124	56 681	47 038	805 109
4810399000	Other kraft paper,paperboard, not forwriting	169 277	1 119 886	207 120	1 220 726
4810924000	Other paper & paperboard, multiplyrectang < 15 x 36 cm2	544	4 625	5 112	38 698
4810929000	Other paper & paperboard, multiply othrectang < 15 x 36 cm2	2 660 257	10 871 377	2 270 059	8 572 895
4810999000	Oth paper and paperboard of multiply oth rectang < 15 x 36 cm2	177 339	1 211 789	338 824	2 214 206
4811102100	Floor covering on a base of paper orpaperboard,in roll <15cm, rect	15	33	1 343	2 416
4811102900	Other bituminised/ asphalted paper&paperboard in roll <15cm, rec	12 581	43 247	34 258	133 689
4811109100	Floor covering on a base of paper orpaperboard,in other size	0	111	0	3 001
4811109900	Other bituminised/ asphalted paper & paperboard,in other size	70 940	322 079	539 693	1 494 945
4811412000	Gummed or adhesive paper&paperboard,self-adhesive,rectang<15	14 100	88 635	172 425	1 028 883
4811419000	Gummed/ adhesive paper&paperboard,othself-adhesive,in other s	1 000 827	5 394 559	2 885 892	15 646 223
4811492000	Oth gummed or adhesive paper&paperboard in roll <15cm, rect<1	313	9 162	10 805	89 068
4811499000	Oth gummed or adhesive paper&paperboard,in other size	159 959	1 116 235	1 583 309	5 864 229
4811513900	Oth paper coated,impregnated/ coveredwith plastic,bleached,wg>	730 105	3 505 605	975 029	4 886 397
4811519900	Oth paper coated,impregnated/ coveredwith plastic,bleached,oth s	369 221	2 522 385	542 966	8 391 060
4811592000	Oth paper coated,impregnated/ coveredwith plastics&aluminium f	2 089 546	10 511 228	8 959 009	42 891 631
4811594100	Floor covering on a paper coated,impregwth plastic,unbleached,re	2 806	10 336	34 706	144 413
4811594900	Oth paper coated,impregnated/ coveredwith plastic,unbleached,re	83 420	553 284	263 791	1 778 335
4811599900	Oth paper coated,impregnated/ coveredwith plastic,unbleached,ot	823 212	4 462 764	2 521 896	13 623 286
4811602010	Paper coated,impregnated/ covered withwax,paraffin,stearin,oil,re	0	29 205	0	71 085
4811602090	Oth Paper coated,impregnated/ coveredwth wax,paraffin,stearin,o	40	85 466	519	66 825
4811609010	Paper coated,impregnated/ covered withwax,paraffin,stearin,oil,ot	0	289 146	0	482 722
4811609090	Oth Paper coated,impregnated/ coveredwith wax,paraffin,stearin,c	214 942	1 240 846	381 313	2 044 417
4811904100	Flooring covering a paper,cellulose wadd web of cell fibr roll<15cm	147 451	628 394	252 146	1 063 389
4811904900	Oth paper, paperboard,cellulose waddingweb of cell fibr roll<15cm	54 854	272 990	179 513	924 882
4811909100	Flooring covering a paper,cellulose wadd web of cell fibres,other s	0	17 623	0	58 984
4811909900	Oth paper, paperboard,cellulose waddingweb of cell fibres,other s	1 148 560	5 318 198	2 877 846	14 043 857
4812000000	Filter blocks,slabs&plates,of paper pulp	3 422	52 322	42 119	314 527
4813100000	Cigarette paper,in the form of bookletsor tubes	71 648	478 919	467 585	3 022 910
4813200000	Cigarette paper,in the form in rolls ofa width not exceeding 5 cm	249 181	1 060 167	1 582 239	7 151 380
4813901000	Cigarette paper,oth in the of booklets,tubes & in rolls,width <5 cm	94 518	475 691	588 939	2 956 777
4813909000	Cigarette paper,oth in the of booklets,tubes & in rolls	454 888	3 463 034	2 552 292	16 306 067
4814200000	Wallpaper&similar wall coverings,consist of peper coaled wth a gr	506 564	10 761 023	796 162	3 439 826
4814900000	window transparencies of paper	92 267	600 204	209 702	2 101 263
4816201000	Self-copy paper (other than of 48.09)inrolls of a width 25<oneside	0	215	0	2 014
4816209000	Other self-copy paper (other than of48.09)	31 346	105 557	49 950	170 033
4816901000	Carbon paper	19 965	68 696	44 636	166 050
4816902000	Other copying paper	101	3 532	846	10 420
4816904000	Heat transfer paper	14 530	40 857	24 260	88 834
4816909000	Other heat transfer paper & offsetplates of paper	46 934	262 827	245 037	871 147
4817100000	Envelopes	43 003	219 112	221 123	992 580
4817200000	Letter cards,plain postcards and correspondence cards	2 680	17 939	7 984	55 776
4817300000	Boxes,pouches,wallets & writingcompendiums,of paper or paperb	17 124	77 728	131 300	481 306
4818100000	Toilet paper	23	3 403	259	33 365
4818200000	Handkerchiefs,cleansing or facialissues & towels	10 479	88 444	95 875	584 433
4818301000	Tablecloths	427	3 995	3 537	23 189
4818302000	Serviettes	31	3 788	161	50 942
4818500000	Articles of apparel & clothing, of paper pulp,paper	628	2 180	10 786	33 214
4818900000	Other articles of apparel & clothing, of paper pulp,paper	195 526	736 900	489 900	1 876 184
4819100000	Cartons,boxes & cases, of corrugatedpaper or paperboard	2 903 686	12 096 344	5 922 822	26 275 527
4819200000	Folding cartons,boxes&cases,of non-corrugated paper or paperbo	3 341 857	15 606 460	12 715 628	57 965 464
4819300000	Sacks&bags,having a base of a width of40 cm or more	320 942	1 475 171	680 123	2 946 870
4819400000	Other sacks and bags, including cones	361 306	1 410 972	1 435 640	4 974 761
4819500000	Other packing containers,includ recordsleeves	457 609	3 053 441	2 365 419	15 362 055
4819600000	Box files,letter trays,storage boxes&similar articles,used in offices,	108 646	483 658	426 849	1 795 716
4820100000	Registers,account books,note books,order books,diaries &similar e	79 796	279 432	410 354	1 156 320
4820200000	Exercise books	23 911	141 346	97 546	475 271
4820300000	Binders(other than book covers),foldersand file covers	1 163	52 134	8 777	181 752
4820400000	Manifold business forms& interleavedcarbon sets	358	11 160	981	31 151
4820500000	Albums for samples or for collections	16 706	25 967	53 570	131 015
4820900000	Other exercise book,binders,manifold,albums	60 919	265 343	148 694	462 220
4821101000	Printed,labels of a kind for jewelery,incl objects personal carried in	113 005	644 469	2 402 415	10 864 988
4821109000	Printed,oth labels of a kind for jewel,incl objects personal carried i	460 793	2 540 267	7 385 681	41 330 754
4821901000	Oth printed,labels of a kind for jewel,incl objects personal carried i	9 420	433 490	176 280	1 497 870
4821909000	Oth printed,oth labels of a kind for jewell incl objects personal car	174 836	1 229 652	1 086 217	6 169 113
4822101000	Cone of pulp of a kind used for windingtextile yarn	1 171	96 974	19 068	179 354
4822109000	Bobbins,spools,cops& similar of pulp,othof a kind used for winding	263	7 512	5 031	59 762

I.3. IMPOR MENURUT KOMODITI / IMPORT BY HS COMMODITY

*** MEI / MAY 2014 ***

HS	Uraian Komoditi Commodity Description	Berat Bersih / Net Weight (Kg)		Nilai / Value C.I.F (US\$)	
		Bulan ini Current Month	Kumulatif Cum.Jan. to date	Bulan ini Current Month	Kumulatif Cum.Jan. to date
4822901000	Oth Cone	55 621	382 337	73 041	464 866
4822909000	Other bobbins,spools,cops & similar	43 287	244 089	407 298	1 917 544
4823201000	Filter paper in rolls or sheets,instrips,rolls or sheets	155 677	876 593	820 228	4 832 759
4823209000	Othert filter paper in rolls or sheets	42 535	316 048	277 793	1 912 461
4823402100	Cardiograph recording paper	0	2 444	0	28 148
4823402900	Oth paper for electro-medical apparatus	5	3 570	937	19 442
4823409000	Oth rolls,sheets& dials,printed for self-recording apparatus	38 161	373 480	230 858	1 296 864
4823610000	Trays,dishes,plates,cups&the like,of paper or paperboard of bamb	0	5 225	0	21 158
4823690000	Trays,dishes,plates,cups&the like,ofpaper or paperboard of oth th	126 909	256 976	322 780	877 190
4823700000	Mouldad or pressed articles of paperpulp	78 674	348 679	443 388	1 801 829
4823902000	Display cards for jewellery,incl objects personal carried in pocket,i	939	16 192	6 439	110 508
4823903000	Dia-cut polyethylene coated peperboardof a kind for manufacture	725	213 350	6 756	220 676
4823904000	Paper tube sats of kind used for themanufacture of fireworks	59 379	183 910	701 367	2 238 895
4823905100	Kraft paper,in rolls of a width of 209mm weight 150 g/m2 or less	324	7 442	3 943	36 329
4823905900	Kraft paper,in rolls of a width of 209 mOther weight	84	64 481	807	124 033
4823906000	Punched jacquard cards	3	60	32	10 972
4823907000	Fans & handsscreen	6 651	33 780	23 595	99 844
4823909200	Joss paper	186 703	994 223	196 257	1 324 127
4823909400	Cellulose wadding and webs of cellulosaFibers,coloured or marble	0	7 246	0	21 461
4823909500	Othetr floor coverings on a base of papePeperboard	0	111	0	2 920
4823909600	Oth, cut to shape other than rectangularor square	12 376	40 615	67 554	214 872
4823909900	Other,cut to size/ shape,other than inStrips, rolls or sheets	300 011	1 773 825	1 390 079	6 804 515
4901100000	Printed books,brochures and similar prinin single sheets, whether	30 146	248 151	321 003	1 417 923
4901910000	Dictionaries andencyclopedias,and serialinstalments thereof	0	1	0	192
4901991000	Educational, technical, scientific,historical or cultural books	149 292	376 411	482 326	2 221 896
4901999000	Oth printed books,brochures, and similarprinted	206 348	1 140 123	1 602 764	8 544 016
4902100000	Newspapers,journals & periodicalsappearing at least four times a v	0	1	0	1
4902901000	Newspapers,journals & periodicalsOth appearing at least four time	2	120	11	1 002
4902909000	Other newspapers,journals & periodicals	4 944	30 142	15 964	167 880
4903000000	Childrens picture,drawing or coloringbooks.	327	2 645	1 293	21 777
4904000000	Music,printed or in manuscript,whetheror not bound or illustrated	1 502	13 044	67 068	372 975
4905100000	Globes	1 883	8 698	17 534	123 256
4905910000	Maps & hydrographic/ similar chartsof all kinds,in book form	21	46	243	778
4905990000	Other maps&hydrographic or similarcharts of all kinds	52	1 980	4 652	39 209
4906001000	Plans&drawings,including photographicreproductions on sensitise	271	597	2 623	8 073
4906009000	Plans&drawings,including photographicreproductions on carbon o	2 336	12 406	9 861	617 529
4907001000	Banknotes, being legal tender	104	425	2 284	9 326
4907002100	Postage stamps, unused	0	1	0	5
4907002900	ravanue and similar stamps,unused	1 737	6 279	288 945	1 782 384
4907004000	Stock,share/bond certificates&similardocuments of title; cheque f	73	625	271	11 562
4907009000	other similar stamps of current/newissue in the country in which t	839	4 234	43 374	560 975
4908100000	Transfers (decalcomanias), vitrifiable	9 587	54 618	576 593	2 222 937
4908900000	Other transfers (decalcomanias),vitrifiable	49 130	324 447	1 475 661	7 971 703
4909000000	Printed/ illustrated postcards, cardgreetings, messages/ announcen	4 119	11 886	4 576	41 039
4910000000	Calendars of any kind,printed,includingcalendar blocks.	41	17 429	476	76 284
4911101000	Catalogues listingonly educationhistorical or cultural books&public	4 755	50 525	42 572	331 669
4911109000	Oth trade advertising material,commercial catalogues and the like	88 791	427 010	527 800	2 658 048
4911912100	Wall pictures,anatomical or botanicaldiagrams and charts	4	33	86	4 104
4911912900	Other wall picture & diagrams forinstructional purposes	3 370	13 443	19 974	111 128
4911913100	Printed picture & photograph,anatomical/ botanical diagram/chart	0	41	0	118
4911913900	Oth printed picture & photographoth anatomical/ botanical diagrai	33	1 321	2 515	27 485
4911919000	Other picture, designs & photograph	31 527	78 104	81 645	358 611
4911991000	Printed card for jewellery,small objectpersonal adorenment/ articl	1 997	2 328	30 160	35 947
4911992000	Printed labels for explosives	729	976	8 967	16 033
4911993000	Educational, technic,scientific,historisor cultural printed on a set o	0	10	0	4 595
4911999000	Oth printed card, printed labels,educational printed on a set of car	128 948	570 738	1 174 875	5 804 348
5001000000	Silkworm cocoons suitable for reeling.	1 702	1 727	1 033	14 908
5004000000	Silk yarn(oth than yarn spun from silkwaste) not put up for retail s;	18 270	79 836	36 180	133 483
5005000000	Yarn spun from silk waste,not put up forretail sale.	8	855	111	7 809
5006000000	Silk yarn & yarn spun from silk waste,put up for retail sale;silk-wor	0	5	0	18
5007101000	Fabrics of noil silk: printed by thetraditional batik process	421	1 383	4 040	12 307
5007109010	Fabrics of noil silk: oth printedtraditional batik process	5	170	310	13 007
5007109090	Other fabrics of noil silk	11	369	250	12 056
5007209090	Oth fabrics, containing >= 85% by weightof silk; other	246	1 617	5 869	59 976
5007909090	Oth fabrics; containing < 85% by weightof silk	106	923	1 656	107 420
5101110000	Shorn wool, not carded/ combed, greasy,including fleece-washed v	21	4 462	2 090	119 623
5101190000	Oth Shorn wool,not carded/ combed,greasy,including fleece-washe	1 338	2 136	9 925	15 469
5101210000	Shorn wool, not carded/ combed,degreasednot carbonised	38 642	126 112	157 706	587 903

I.3. IM POR M ENURUT KOM ODITI / IM PORT BY HS COM M ODITY
***** MEI/ MAY 2014 *****

H S	Uraian Komoditi Commodity Description	Berat Bersih / Net Weight (Kg)		Nilai / Value C.I.F (US\$)	
		Bulan ini Current Month	Kumulatif Cum.Jan. to date	Bulan ini Current Month	Kumulatif Cum.Jan. to date
5101290000	Other Shorn wool, not carded/combed,degreased not carbonised	202	209	1 061	1 130
5102190000	Fine animal hair,not carded/combedboth of goats	0	3	0	72
5103300000	Waste of coarse animal hair includeyarn waste but exclude garnet	0	2	0	11
5105100000	Carded wool	1 405	1 441	33 819	34 887
5105290000	Combed wool not in fragments	59 142	420 388	595 085	5 447 127
5105310000	Fine animal hair, carded/combedof kashmir (cashmere) goats	604	784	23 788	61 240
5105390000	Fine animal hair, carded/combedOther of goats	940	940	36 995	36 995
5106100000	Yarn,carded wool > 85% by weight not putup for retail sale	19 104	46 909	292 749	759 552
5106200000	Yarn,carded wool < 85% by weight not putup for retail sale	34 579	131 650	378 324	1 576 527
5107100000	Yarn,combed wool > 85% by weight not putup for retail sale	16 044	63 231	399 075	1 528 754
5107200000	Yarn,combed wool < 85% by weight not putup for retail sale	5 088	46 977	80 619	643 881
5109100000	Yarn,wool/ animal hair > 85% by weight,for retail sale	156 593	450 484	4 053 977	11 146 436
5109900000	Yarn,wool/ animal hair < 85% by weight,for retail sale	648	61 067	1 022	53 411
5110000000	Yarn,coarse animal hair/of horsehairwether not put up for retail se	0	295	0	21 504
5111111000	Woven fabric,carded,wool/ animal hair>85%weight < 300 g/m;prin	79	79	953	953
5111119000	Woven fabric,carded,wool/ animal hair>85%weight < 300 g/m;oth	18 043	46 469	717 237	1 926 885
5111199000	Woven fabric,carded,wool/ animal hair>85%weight>300 g/m;oth p	879	2 045	24 797	51 581
5111200000	Other, mixed mainly or solely withman-made filaments	15 740	33 681	339 365	647 980
5111300000	Other, mixed mainly or solely withman-made staple fibres	437	187 493	4 820	1 509 664
5111900000	Other woven fabrics of carded wool orcarded fine animal hair	0	353	0	24 263
5112111000	Woven fabric,combed wool/ animal hair>85%weight<200 g/m;prin	858	16 569	10 883	259 309
5112119000	Woven fabric,combed wool/ animal hair>85%weight<200 g/m;oth	137 382	448 246	4 293 013	14 258 008
5112191000	Woven fabric,combed wool/ animal hair>85%weight>200 g/m;prin	76 164	145 296	852 569	1 612 058
5112199000	Woven fabric,combed wool/ animal hair>85%weight>200 g/m;oth	11 722	24 580	476 847	961 764
5112200000	Oth woven fabric,combed wool/ animal hairmix mainly/solely with	21 673	74 042	732 870	2 135 102
5112300000	Oth woven fabric,combed wool/ animal hairmix mainly/solely with	2 339	13 022	61 994	429 274
5112900000	Oth woven fabric,combed wool or of fineanimal hair.	26 782	29 938	284 438	380 609
5201000000	Cotton, not carded/combed.	58 010 456	311 465 808	123 740 412	633 717 514
5202100000	Yarn waste (including thread waste)	0	141 583	0	72 132
5202990000	Cotton waste,not garnetted stock	6 943	43 894	67 196	388 003
5203000000	Cotton, carded/ combed.	0	2 217	0	29 104
5204110000	Cotton sewing thread,not for retail salecotton weight >=85%	133 500	331 246	670 030	2 484 462
5204190000	Cotton sewing thread,not for retail salecotton weight < 85%	35 362	206 868	376 312	2 072 440
5204200000	Cotton sewing thread, wether for sale	30 624	153 193	62 392	302 009
5205110000	Single yarn,of uncombed fibres measuring> 714.29 decitex, cotton	133 578	959 907	747 399	4 074 993
5205120000	Single yarnof uncombed fibres measuring232.58<decitex<714.29 ,	463 011	1 812 689	1 544 252	6 057 731
5205130000	Single yarnof uncombed fibres measuring192.31<decitex<232.56 ,	39 522	75 858	187 471	355 174
5205140000	Single yarnof uncombed fibres measuring125<decitex<192.32 , cot	41 279	226 786	223 495	1 332 335
5205210000	Single yarn,of combed fibres measuring>714.29 decitex, cotton > 8	17	17	92	92
5205220000	Single yarn,of combed fibres measuring 232.56<decitex<714.29 , c	82 596	233 596	292 657	975 484
5205230000	Single yarn,of combed fibres measuring192,31<decitex<232,56 coi	1 151 443	5 354 743	4 433 183	21 220 612
5205240000	Single yarn,of combed fibres measuring125<decitex <192,31 , cott	232 450	1 716 805	758 720	5 557 785
5205260000	Single yarn,of combed fibres measuring106,38<decitex< 125 , cott	0	20 208	0	100 266
5205310000	Multiple yarn,of uncombed fibres measure>714.29 decitex,cotton	579	3 445	9 717	65 979
5205320000	Multiple yarn,of uncombed fibres measure232.56<decitex<714.29	20 363	115 051	97 599	550 731
5205330000	Multiple yarn,of uncombed fibres measure192.31<decitex<232.31	0	34	0	961
5205350000	Multiple yarn,of uncombed fibres measure< 125 decitex, cotton >	5	5	222	222
5205410000	Multiple yarn,of combed measuring714.29 decitex/more, cotton >	0	669	0	5 373
5205420000	Multiple yarn,of combed measuring232.56<decitex<714.29,cotton	10 984	214 475	78 103	1 166 082
5205440000	Multiple yarn,of combed measuring125<decitex< 192.31 , cotton >	29 589	141 242	289 846	1 327 010
5205460000	Multiple yarn,of combed measuring106,38<decitex< 125 ,cotton >	18 436	40 826	137 771	278 602
5205480000	Multiple yarn,of combed measuring< 83.33 decitex, cotton >85%	0	24 539	0	237 713
5206110000	Single yarn of uncombed fibres,measuring>714,29or decitex, cottc	26 387	59 910	221 032	480 834
5206120000	Single yarn of uncombed fibres,measuring232,56<decitex<714.29	0	3 782	0	7 563
5206210000	Single yarn, of combed fibres, measuring>714.29 desitex,cotton<8	823	3 501	12 604	52 333
5206220000	Single yarn, of combed fibres, measuring232.56<decitex<714.29 ,c	148 742	596 584	536 998	2 145 264
5206230000	Single yarn, of combed fibres, measuring192.31< decitex <232.56 ,	5 518	262 380	31 521	954 952
5206240000	Single yarn, of combed fibres, measuring125<decitex< 192.31 ,cot	0	46 931	0	218 356
5206310000	Multiple yarn,of uncombed measuring> 714.29 decitex, cotton<85	0	5 413	0	34 140
5206320000	Multiple yarn,of uncombed measuring232.56<decitex< 714.29,cot	1 113	2 990	15 377	36 852
5206340000	Multiple yarn,of uncombed measuring125 <decitex< 192.31,cotton	0	19 932	0	239 782
5206420000	Multiple yarn,of combed fibres measuring232,56 <decitex< 714,29	0	2 728	0	53 159
5206440000	Multiple yarn,of combed fibres measuring125 <decitex< 191.31,ct	0	159	0	1 608
5206450000	Multiple yarn,of combed fibres measuring< 125 decitex cotton < 8	0	36 596	0	273 153
5207100000	Cotton yarn(oth sewing thread) retailsale,>=85% cotton by weight	12 133	25 683	167 125	278 595
5207900000	Cotton yarn(oth sewing thread) retailsale,< 85% cotton by weight	3 468	28 891	30 662	210 032
5208110000	Woven fabrics of cotton, unbleachedweighing <= 100 g/ m, >=85%	83 309	625 817	691 760	5 342 717
5208120000	Woven fabrics of cotton, unbleached100<weighing<200 g/ m, >=85%	259 282	1 037 445	2 288 151	10 567 260

I.3. IMPOR MENURUT KOMODITI / IMPORT BY HS COMMODITY

*** MEI/MAY 2014 ***

HS	Uraian Komoditi Commodity Description	Berat Bersih / Net Weight (Kg)		Nilai / Value C.I.F (US\$)	
		Bulan ini Current Month	Kumulatif Cum.Jan. to date	Bulan ini Current Month	Kumulatif Cum.Jan. to date
5208130000	Woven fabrics cotton,unbleached,3or4thread twill ,<200g/m,>=85	292	908	4 756	22 860
5208190000	Oth Woven fabrics cotton, unbleach,<200g/m,>=85%of cotton	807 459	3 575 487	8 845 605	41 542 918
5208210000	Woven fabrics of cotton,bleached,plainweeve,weighing<100g/m,>	39 858	108 737	687 096	1 472 442
5208220000	Woven fabrics of cotton,bleached,plainweave,100<weigh<200 g/n	68 991	287 298	645 168	3 120 723
5208230000	Woven fabrics cotton,bleached,3/4 threadwill ,weighing<200g/m	1	1 935	31	17 713
5208290000	Other Woven fabrics cotton,bleached,<200g/m,>=85%of cotton	350 485	985 613	3 364 865	9 218 510
5208310010	Woven fabrics cotton,dyed,voille/ chemivolle,weight <100 g/m,>=€	253	4 561	3 781	63 962
5208310090	Other woven fabrics of cotton,dyed,weighing<200 g/m,>=85%of c	81 300	515 391	804 509	5 079 305
5208320000	Woven fabrics of cotton,dyed,plain weave weave ,weight <100 g/r	419 167	2 248 463	8 445 818	40 358 671
5208330000	Woven fabrics,dyed, 3-thread/4-threadwill,weighing<200 g/m, >=	39 691	160 970	329 247	1 604 566
5208390000	Other woven fabrics of cotton,dyed,weighing<200 g/m, >=85%of c	293 076	1 542 205	3 404 831	16 822 581
5208410010	String Woven fabrics, cont >=85% of cotton,of diff colour yarn, weig	708	18 053	11 154	244 488
5208410090	Oth woven fabrics, cont >=85% of cotton,of diff colour yarn, weigh	124 466	564 191	1 773 025	8 390 812
5208420010	String Woven fabrics,cont >=85%, cottonof diff colour yarn, weigh	46	4 338	2 172	76 655
5208420090	Oth Woven fabrics, cont >= 85% of cottonof diff colour yarn, weigl	739 559	3 530 097	11 381 151	51 929 034
5208430000	3-thread/4-thread twill, including cross weighing > 100 g/m,>=85%	162 750	507 649	1 391 741	4 729 068
5208490000	Other fabrics of different color,weighing<200 g/m, >=85%of cottor	98 648	467 923	826 689	3 739 782
5208511000	Plain weave,weinghing <=100g/m2printed by the traditional batik	320	320	5 159	5 159
5208519000	Plain weave,weinghing <=100g/m3, notprinted by the traditional t	25 001	39 161	469 726	721 045
5208521000	Plain weave,weinghing >100g/m2printed by the traditional batik p	0	202	0	2 786
5208529000	Plain weave,weinghing >100g/m3, notprinted bythe traditional ba	14 176	130 340	179 859	1 693 229
5208591000	Other fabrics; printed by traditionalbatik process,<200 g/m, >=85%	0	8 069	0	127 154
5208599000	Other fabrics; not printed traditionalbatik process,<200 g/m, >=85	75 895	234 794	533 241	1 807 901
5209110000	Plain weave,unbleached cont.>=85% of cotton, weight >200 g/m2	52 759	413 581	466 637	3 178 025
5209120000	3-thread/4-thread twill,unbleached,>=85% of cotton, weight > 20C	0	541	0	7 196
5209190000	Other fabrics unbleached,>=85% cotton,weighing > 200 g/m2	663 557	2 775 938	6 077 570	25 284 356
5209210000	Woven fabric bleached ,Plain weave >=85% cotton, weighing > 200	8 066	11 987	150 402	168 198
5209220000	3-thread/4-thread twill,bleached,>=85%weighing>200g/m	0	6 748	0	96 437
5209290000	Other woven fabric bleached ,cont 85%of cotton weight > 200 g/m	96 335	297 377	1 087 786	3 521 735
5209310000	Woven fabrics dyed, plain weave,cont.85%of cotton, weight > 200	223 705	1 569 138	2 203 479	14 940 774
5209320000	3or4 thread idl cross twill,dyed,>= 85%,weight>200g/m	262 722	1 354 958	2 596 531	13 224 901
5209390000	Other woven fabrics,dyed, cont.85% of cotton,weight > 200 g/m2	533 689	2 519 312	4 372 951	21 360 471
5209410000	Woven fabrics of yarn different colours,plain weave,>=85% cotton	55 379	226 181	645 982	2 330 613
5209420000	Woven fabrics of yarn different colours,denim,>=85% cotton, weig	221 347	2 123 381	1 563 662	13 633 348
5209430000	3/4 thread twill,yarn different colours,plain weave,>=85% ctn, wg	9 207	28 336	135 992	375 353
5209490000	Other woven fabrics of yarn differentcolours,>=85% ctn, wght>20	114 449	255 109	690 087	2 052 587
5209519000	Woven fabrics, plain weave, not printedby batik process,>=85% cti	0	10 004	0	126 269
5209529000	3or4 thread twill,not printed by batikprocess,>=85% ctn, wght>2C	3 606	27 888	39 253	278 152
5209591000	Other woven fabrics, printed by batikprocess,>=85% ctn, wght>2C	0	72	0	754
5209599000	Other woven fabrics, not printed bybatik process,>=85% ctn, wgh	1 996	44 552	22 197	2 044 750
5210110000	Woven fabric,unbleached; plain weave< 85% cotton,weight<200g/	436 204	2 559 869	4 212 528	25 278 358
5210190000	Other woven fabric,unbleached; plainweave < 85% cotton,weight<	152 116	1 028 997	1 830 506	11 747 675
5210210000	Woven fabric,bleached; plain weave< 85% cotton,weight<200g/m:	17 839	57 829	219 088	792 469
5210290000	Other woven fabric,bleached; plain weave< 85% cotton,weight<2C	6 479	64 272	123 512	1 044 090
5210310000	Woven fabric,dyed; plain weave< 85% cotton,weight<200g/m2:	203 070	635 991	3 752 816	13 575 723
5210320000	Woven fabric,dyed;3/4-thread twill inclcross twill,< 85% cotton,we	0	52 730	0	324 269
5210390000	Other woven fabric,dyed;< 85% cotton,weight<200g/m2:	67 844	196 564	947 169	3 353 310
5210410010	String weave,of yarn of different colour< 85% cotton,weight<200g	3 401	17 127	77 760	359 273
5210410090	Woven fabric,different colour,not string weave,< 85% cotton,weig	86 060	385 720	1 255 160	5 286 760
5210490000	Other woven fabric,different colour,plain weave,< 85% cotton,wei	20 188	51 238	220 644	610 777
5210519000	Woven fabric,plain weave, not printed bybatik process,< 85% cott	0	1 028	0	3 553
5210591000	Other woven fabric,printed by batikprocess,< 85% cotton,weight<	7	2 312	110	53 559
5210599000	Other woven fabric,not printed by batikprocess,< 85% cotton,weig	32 234	321 248	319 937	2 705 356
5211110000	Woven fabric,unbleached;plain weave,< 85% cotton,weight>200g/	23 585	109 060	237 301	968 779
5211190000	Other woven fabric,unbleached,< 85% cotton,weight>200g/m2	114 106	548 278	1 377 384	6 837 292
5211200000	Woven fabric,bleached;,< 85% cotton,weight>200g/m2	8 974	12 119	57 612	87 555
5211310000	Woven fabric,dyed;plain weave,< 85% of cotton,weight>200g/m2	20 958	222 938	237 097	2 471 726
5211320000	Woven fabric,3/4 thread twill,dyed,< 85%of cotton,weight>200g/r	152 382	415 524	1 300 942	3 494 002
5211390000	Other woven fabric,dyed;< 85% of cotton,weight>200g/m2	92 970	462 462	718 519	3 323 454
5211410090	Woven fabric,different colour,not string weave,< 85% cotton,weig	62 719	166 923	173 452	833 696
5211420000	Woven fabric,different colour,denim,< 85% cotton,weight>200g/n	81 232	475 358	551 368	2 657 021
5211430000	Oth fabrics of 3-thread/4-thrd,<85%of co,weight>200g/m2	0	34	0	1 588
5211490000	Oth fabrics of different colours< 85% cotton,weight>200g/m2	5 753	18 082	14 451	64 162
5211599000	Other Woven fabric,not printed by batik< 85% cotton,weight>200;	1 968	216 385	20 394	1 625 577
5212110000	Oth wovenfabric ofcotton weight <=200g/m2unbleached	37 855	251 627	528 958	3 740 028
5212120000	Oth wovenfabric ofcotton weight <=200g/m2bleached	0	4 463	0	49 349
5212130000	Oth wovenfabric ofcotton weight <=200g/m2dyed	15 262	34 692	145 772	374 022
5212140000	Oth wovenfabric ofcotton weight <=200g/m2of yarns of different	449 135	1 200 034	3 231 934	9 372 450

I.3. IM POR M ENURUT KOM ODITI / IM PORT BY HS COM M ODITY

*** MEI/ MAY 2014 ***

H S	Uraian Komoditi Commodity Description	Berat Bersih / Net Weight (Kg)		Nilai / Value C.I.F (US\$)	
		Bulan ini Current Month	Kumulatif Cum.Jan. to date	Bulan ini Current Month	Kumulatif Cum.Jan. to date
5212159000	Oth wovenfabric ofcotton weight<=200g/m2not printed by traditio	2 297	91 718	14 685	571 236
5212210000	Oth wovenfabric ofcotton weight>200g/m2unbleached	469 428	1 798 860	4 551 314	17 575 174
5212220000	Oth wovenfabric ofcotton weight>200g/m2bleached	30	1 354	237	11 493
5212230000	Oth wovenfabric ofcotton weight>200g/m2dyed	172	294	1 794	6 440
5212240000	Oth wovenfabric ofcotton weight>200g/m2of yarns of differrent c	38 908	39 533	294 311	319 243
5212251000	Oth wovenfabric ofcotton weight>200g/m2printed by the traditio	1	2	1	2
5212259000	Oth wovenfabric ofcotton weight>200g/m2not printed by traditio	346	889	593	4 606
5301100000	Flax, raw/retted	0	582	0	3 056
5301290000	Flax, broken, scutched, heckled/ othwiseprocess, but notspun,not l	0	16 055	0	96 330
5303100000	Jute & oth textile bast fibres, raw/retted	72 000	423 329	97 200	469 779
5303900000	Jute & oth textile bast fibres,not raw/retted	0	65	0	703
5305001000	Sisal & oth textile fibres of the genusageve;tow & waste of these fi	130 000	777 340	193 310	1 119 166
5305002021	Textile fibres Of abaca; Raw	0	80 964	0	58 965
5305009010	Textile fibres; of ramie fibres	3 061	3 061	52 978	52 978
5305009090	Textile fibres; other of ramie	580	1 240	2 140	5 823
5306100000	Single flax yarnflax yarn	0	11 045	0	133 631
5306200000	Multiple (folded)/cabled flax yarn	0	286	0	5 606
5307100000	Single yarn of jute/of oth textile bast of heading 53.03.	30 069	148 469	21 998	209 660
5307200000	Multiple (folded)/cabled of jute/ othfibres bast fibres of heading 5	1 325 047	11 750 446	1 167 444	9 870 591
5308100000	Coir yarn	0	1	0	1
5308200000	True hemp yarn	0	2 317	0	14 619
5308901000	Paper yarn	0	63	0	5 042
5308909000	Other yarn of other vegetable textile fi	3	422	51	3 007
5309119000	Woven fabrics of flax cont>=85%by weightunbleached or not;not p	1 129	10 396	12 537	248 863
5309191000	Other Woven fabrics,flax cont>=85%byweight;print by traditional l	0	4 306	0	69 316
5309199000	Other Woven fabrics,flax cont>=85%weightnot print by traditional	873	13 283	45 479	413 426
5309219000	Woven fabrics of flax cont<85% by weightunbleached or not;not p	0	13	0	1 175
5309291000	Woven fabrics of flax cont<85% by weightoth;printby the tradition	0	8 260	0	116 270
5309299000	Woven fabrics of flax cont<85% by weightoth; not printed by the b	285	60 522	10 921	1 025 032
5310100010	Woven fabrics of jute or of oth textileUnbleached; plain	10 163	74 739	14 069	90 458
5310100090	Woven fabrics of jute or of oth textileUnbleached; other plain	5	41	37	178
5310909000	Other woven fabrics of jute/oth textilehead 53.03, not printed by l	50	1 617	720	26 548
5311009000	Woven fabrics of oth vegetable textilefibres&paper yarn; not print	21 261	41 394	61 193	117 282
5401101000	Sewing thread of man-made flment ofsynthetic filaments; for retail	10 403	90 128	158 428	848 189
5401109000	Sewing thread of man-made flment ofsynthetic filaments; not for i	386 174	2 292 476	1 815 301	9 190 451
5401201000	Sewing thread of man-made flment ofartificial filaments; for retail	1 199	5 827	7 541	35 114
5401209000	Sewing thread of man-made flment ofartificial filaments;not for re	7 349	62 647	59 673	417 734
5402110000	Synththatic filamentaryarn (oth than sewingHigh tenacity yarn of nylo	19 916	74 538	381 259	1 448 427
5402190000	Synththatic filamentaryarn (oth than sewingHigh tenacity yarn of nylo	736 926	3 171 963	3 430 321	14 298 075
5402200000	Synththatic filamentaryarn (oth than sewingHigh tenacity yarn of poly	1 320 448	4 682 616	3 541 155	13 205 687
5402310000	Textured yarn of nylon/oth polyamidesmeasuring single yarn <= 50	249 933	1 347 593	1 380 475	8 212 054
5402320000	Textured yarn of nylon/oth polyamidesmeasuring single yarn > 50	34 361	342 306	99 515	1 315 032
5402330000	Textured yarn of polyesters	1 855 422	9 266 944	4 495 727	23 699 300
5402340000	Textured yarn of polypropylene syntheticfilament	402 367	1 759 156	997 007	4 212 810
5402390000	Other texture synthetic filament yarn	322 464	889 927	277 389	1 410 870
5402440000	Oth yarn, single, with a twist or not<50turn/m; elastomeric	992 108	4 341 783	7 731 530	34 256 704
5402450000	Oth yarn, single, with a twist or not<50turn/m; oth, of nylon/oth p	351 990	1 180 509	1 139 482	4 187 813
5402460000	Oth yarn, single, with a twist or not<50turn/m; oth, of polyesters, p	2 466 981	10 631 971	3 748 861	16 785 352
5402470000	Oth yarn, single, with a twist or not<50turn/m; oth, of pollester	1 816 243	11 106 971	4 073 239	23 408 035
5402480000	Oth yarn, single, with a twist or not<50turn/m; oth, of polipropiler	137 981	767 219	196 800	1 068 091
5402490000	Oth yarn, single, oth thn, of elast, nylpolyester,polypropylene,<=50	672 147	3 447 282	2 257 670	11 136 743
5402510000	Oth yarn, single, with a twist or not>50turn/m; of nylon or oth pol	723	2 256	7 894	25 592
5402520000	Oth yarn, single, with a twist or not>50turn/m; of nylon or oth pol	59 320	122 511	729 881	1 083 442
5402599000	Oth yarn, single, with a twist or not>50turn/m; other; other	169	5 659	7 049	103 869
5402610000	Oth yarn, multiple or cableof nylon or polyamides	37 673	189 507	171 807	828 080
5402620000	Oth yarn, multiple or cableof polyesters	609 605	2 140 532	1 382 758	5 023 422
5402691000	Oth yarn, multiple or cableof other : polypropylena	147 675	487 835	347 692	1 075 835
5402699000	Oth yarn, multiple or cableof other : oth than polypropylena	35 817	121 879	90 096	388 463
5403100000	Artificial filament yarn (not sewing)hight tenacity yarn of viscose r	2 058	8 756	11 070	37 823
5403311000	Artificial filament yarn,oth yarn,singleof viskosa twist/not <120 tur	0	4 459	0	27 524
5403319000	Artificial filament yarn,oth yarn,singleof viskosa twist/not <120 tur	128 321	1 192 501	398 667	2 702 112
5403321000	Artificial filament yarn,oth yarn,singleof viskosa twist/not >120 tur	0	22 391	0	74 261
5403329000	Artificial filament yarn,oth yarn,singleof viskosa twist/not >120 tur	87 318	218 688	20 528	52 621
5403339000	Artificial filament yarn,oth yarn,singleof cellulose acetate: oth tex	0	92	0	558
5403391000	Artificial filament yarn,oth yarn,singleof other : textured yarn	1 597	11 184	21 132	83 445
5403399000	Artificial filament yarn,oth yarn,singleof other : oth textured yarn	18 968	38 796	17 224	108 685
5403411000	Artificialfilamentaryarn,oth yarn,multipleor cable: of viscose rayon;t	9 360	9 360	32 292	32 292
5403419000	Artificialfilamentaryarn,oth yarn,multipleor cable: of viscose rayon;t	30 602	275 177	78 689	923 012

I.3. IMPOR MENURUT KOMODITI / IMPORT BY HS COMMODITY

*** MEI / MAY 2014 ***

HS	Uraian Komoditi Commodity Description	Berat Bersih / Net Weight (Kg)		Nilai / Value C.I.F (US\$)	
		Bulan ini Current Month	Kumulatif Cum.Jan. to date	Bulan ini Current Month	Kumulatif Cum.Jan. to date
5403429000	Artificialfilament yarn,oth yarn,multipleorcable: ofcelluloseacetat;	300	5 010	3 828	316 946
5403491000	Artificialfilament yarn,oth yarn,multipleorcable: of other ; textured	3 240	3 257	17 172	17 189
5403499000	Artificialfilament yarn,oth yarn,multipleorcable: of other ; oth text	45 434	116 588	262 986	700 711
5404110000	Synth monfilament of elastomeric >=67decitex,dimension<=1mm,	14 255	120 347	69 441	392 440
5404120000	Synth monfilament oth ofpolypropylne>=67decitex,dimension<=1n	13 104	129 026	43 550	413 396
5404190000	Synth monfilament other >=67decitexdimension<=1mm, width<=€	165 615	515 780	1 232 459	4 127 460
5404900000	Synthetics other than filaments exceeds<1 mm, width <= 5 mm	64 403	391 274	75 682	784 457
5406000000	Man-made filament yarn(oth than sewingthread) put up for retail	30	898	295	9 902
5407102010	Woven fabrics of synt filament yarn fromhigh of nylon/oth :tyre fa	399	29 492	23 814	423 993
5407102090	Woven fabrics of synt filament yarn fromhigh of nylon/oth :tyre fa	208 336	892 778	3 274 682	14 404 218
5407109010	Woven fabrics of synt filament yarn fromhigh of nylon/oth : other	31 395	159 928	242 264	1 278 918
5407109090	Woven fabrics of synt filament yarn fromhigh of nylon/oth : other	201 964	791 451	2 538 650	9 986 655
5407200000	Woven fabrics of synt filament yarnwoven fabricsobtained from st	103 540	386 301	389 003	1 192 949
5407300000	Woven fabrics of synt filament yarnfabrics specified in nota 9to se	969	10 142	31 448	248 279
5407411000	Woven nylon mesh fabric of untwistedweight >=85% of flmnt of n	49 711	469 836	571 699	4 708 793
5407419000	Oth woven nylon mesh fabric of untwistedweight >=85% of flmnt t	85 489	458 089	1 028 763	5 539 272
5407420000	Woven fabrics of synt filament yarn fromnylon cont >85% ; dyed	380 734	1 884 919	6 679 545	31 250 884
5407430000	Woven fabrics of synt filament yarn fromnylon cont>85%;of yarno	3 243	15 443	14 281	78 622
5407440000	Woven fabrics of synt filament yarn fromnylon cont >85% ; printe	11 292	23 103	162 193	405 423
5407510000	Woven fabrics of synt filament yarn frompolyester cont >85% ; unl	1 403 085	6 691 232	6 713 346	33 097 768
5407520000	Woven fabrics of synt filament yarn frompolyester cont >85% ; dye	1 594 492	6 355 448	18 626 954	79 803 994
5407530000	Woven fabrics of synt filament yarn frompolyester cont >85% ; ofy	21 784	140 973	78 154	506 551
5407540000	Woven fabrics of synt filament yarn frompolyester cont >85% ; pri	135 384	504 551	1 880 259	6 965 071
5407610010	Oth woven fabrics,cont>=85% of by weightofnontextured polyst fi	778 093	4 594 109	5 008 061	26 546 501
5407610090	Oth woven fabrics,cont>=85% of by weightofnontextured polyst fi	1 393 144	7 083 187	9 355 894	42 169 962
5407690010	Oth woven fabrics,cont>=85% of by weightof polyst filamnt: unble	579 067	2 015 865	5 259 015	18 374 542
5407690090	Oth woven fabrics,cont>=85% of by weightof polyst filamnt: other	484 149	2 625 824	4 746 906	27 080 327
5407710000	Oth woven fabrics,cont>=85% of by weightof synthet filamnt:unbl	616 033	2 209 324	2 890 905	11 730 016
5407720000	Oth woven fabrics,cont>=85% of by weightof synthet filamnt: dyec	94 627	301 443	1 430 340	4 472 300
5407730000	Oth woven fabrics,cont>=85% of by weightof synthet filamnt: of y	1 667	2 911	21 611	29 012
5407740000	Oth woven fabrics,cont>=85% of by weightof synthet filamnt: prin	29 285	136 608	321 287	1 462 818
5407810000	Oth woven fabrics,cont<85% of by weightof synthet filamnt-mixed	965	17 453	23 561	302 885
5407820000	Oth woven fabrics,cont<85% of by weightof synthet filamnt-mixed	45 374	315 064	669 038	5 049 231
5407830000	Oth woven fabrics,cont<85% of by weightof synthet filamnt-mixed	245	22 580	2 353	212 935
5407840000	Oth woven fabrics,cont<85% of by weightof synthet filamnt-mixed	14 672	65 057	254 934	1 120 872
5407910000	Woven fabrics of synt filament yarn ofother woven fabric; unbleac	34 812	317 991	87 710	821 654
5407920000	Woven fabrics of synt filament yarn ofother woven fabric; dyed	340 606	745 998	2 688 181	6 133 152
5407930000	Woven fabrics of synt filament yarn ofother woven fabric;of yarn c	1 170	4 999	15 070	68 133
5407940000	Woven fabrics of synt filament yarn ofother woven fabric; printed	153	2 488	9 902	39 273
5408100010	Woven fabrics ofartificial filament yarnfromhigh tenacty yarnof vis	2 844	22 496	68 849	366 526
5408100090	Woven fabrics ofartificial filament yarnfrom high tenacity yarn of v	178 660	929 828	1 769 527	8 894 238
5408210000	Woven fabrics ofartificial filament yarncont >85% weight : umblea	27 042	127 336	224 327	1 383 221
5408220000	Woven fabrics ofartificial filament yarncont >85% weight or strip/t	63 587	269 610	531 951	2 895 542
5408230000	Woven fabrics ofartificial filament yarncont >85% weight:of yarn o	0	98	0	1 454
5408240000	Woven fabrics ofartificial filament yarncont >85% weight or strip/t	18 638	77 647	194 063	968 820
5408310000	Woven fabrics ofartificial filament yarnoth woven fabric: unbleach	0	162	0	2 195
5408320000	Woven fabrics ofartificial filament yarnoth woven fabric: dyed	4	9 336	8	157 040
5408330000	Woven fabrics ofartificial filament yarnoth woven fabric:of yarn of	134 091	134 944	149 233	167 214
5408340000	Woven fabrics ofartificial filament yarnoth woven fabric: printed	191	1 958	15 310	80 705
5501100000	Synthetic filament towof nylon or other polyamides	62 940	288 031	899 308	5 045 718
5501200000	Synthetic filament towof polysters	252 292	957 500	2 186 921	9 476 697
5501300000	Synthetic filament towof acrylic or modacrylic	2 996 389	15 018 615	8 214 449	44 013 395
5501400000	Synthetic filament towof polypropylene	8 765	140 999	24 185	216 737
5501900000	Synthetic filament towOther	26 479	89 038	222 152	509 025
5502000000	Artificial filament tow	3 095 958	17 916 202	19 045 347	112 431 751
5503110000	Synthetic staple fibres of nylon or othrpolyamides of aramids	17 874	80 947	254 003	1 343 656
5503190000	Synthetic staple fibres of nylon or othrpolyamides of oth than arar	85 260	345 805	518 916	1 794 685
5503200000	Synthetic staple fibres of polysters	11 752 903	54 059 039	17 207 152	80 022 885
5503300000	Synthetic staple fibres of acrylic ormodacrylic	2 046 086	9 628 566	5 596 570	26 238 882
5503400000	Synthetic staple fibres of polypropylene	254 606	1 692 082	663 483	4 337 298
5503900010	Synthetic staple fibres of other :of viscose rayon	20 737	959 296	55 464	3 258 721
5503900090	Synthetic staple fibres of other :other than viscose rayon	285 828	1 492 149	1 047 770	5 747 017
5504100000	Artificial staplefibres notcarded,combedothwise procsfor spin:of	7 292 642	30 341 544	13 494 344	57 734 997
5504900000	Artificial staplefibres notcarded,combedothwise procsfor spin: oth	92 852	616 155	318 216	1 727 662
5505100000	Waste of man-made fibresof synthetic fibres	107 432	528 375	68 896	354 753
5505200000	Waste of man-made fibresof artifiical fibres	226 334	780 448	49 228	178 017
5506100000	Synth staple fibres carded,combad orothwise prcs forspin:of nylon	31 732	152 732	150 010	1 377 526
5506200000	Synth staple fibres carded,combad orothwise procesfor spin:of pol	456 512	1 979 473	4 946 197	19 790 283

I.3. IM POR M ENURUT KOM ODITI / IM PORT BY HS COM M ODITY
 *** MEI / MAY 2014 ***

H S	Uraian Komoditi Commodity Description	Berat Bersih / Net Weight (Kg)		Nilai / Value C.I.F (US\$)	
		Bulan ini Current Month	Kumulatif Cum.Jan. to date	Bulan ini Current Month	Kumulatif Cum.Jan. to date
5506300000	Synth staple fibres carded,combad orothwise procesforspin:acrylic	109 332	309 571	399 947	1 215 628
5506900000	Synth staple fibres carded,combad orothwise process for spinn :	10 579	88 584	80 673	784 354
5507000000	Artificial staple fibres, carded, combedothrwise processed for spin	0	29	0	236
5508101000	Sewing thread of man-made staple fibreswether for sale or no:of s	18 345	412 242	135 585	1 572 097
5508109000	Sewing thread of man-made staple fibreswether for sale or no: oth	348 128	1 785 109	885 082	4 613 079
5508201000	Sewing thread of man-made staple fibreswether forsale or no:of a	134	3 395	1 300	37 437
5508209000	Sewing thread of man-made staple fibreswether forsale or no: oth	3 402	57 378	40 584	272 991
5509110000	Single yarn cont >=85% by weight ofstaple fibres of nylon/ oth poly	2 915	28 427	45 579	322 577
5509120000	Multiple/ cabled yarn cont>=85% byby weight ofstaple fbre ofnylon	192	4 979	910	24 605
5509210000	Single yarn cont >=85% by weight ofpolyester staple fibres	796 789	3 722 657	1 306 668	6 446 724
5509220000	Multiple (folded)/ cabled yarn cont.>=85%of polyester staple fibres	100 926	621 430	393 040	2 423 018
5509310000	Single yarn cont >=85% by weight ofacrylic/ modacrylic staple fibre	1 002	1 374	7 176	9 833
5509320000	Multiple/ cabled yarn cont>=85% by weight of acrylic/ modacrylic st	80 740	258 801	562 409	1 317 777
5509410000	Single yarn cont >=85% by weightof synthetic staple fibres	1 583	27 568	16 490	466 308
5509420000	Multiple (folded)/ cabled yarn cont.>=85%of synthetic staple fibres	2 845	18 913	59 853	257 017
5509510000	Oth yarn of polyester staple fibresmixed mainly with artificial stapl	22 257	127 156	78 033	235 257
5509529000	Oth yarn of polyster staple fbres,othermixed mainly/ solely with wc	38	4 697	1 224	19 736
5509530000	Oth yarn of polyester staple fibresmixed mainly/ solely with cotton	116 851	958 034	257 892	2 786 247
5509590000	Oth yarn of polyester staple fibresother	18 989	70 347	24 225	380 270
5509610000	Oth yarn ofacrylic/ modacrylic staple fbrmixed mainly/ solely with w	2 554	14 563	35 501	66 695
5509620000	Oth yarn ofacrylic/ modacrylic staple fbrmixed mainly/ solely with c	24 354	49 694	36 570	82 605
5509690000	Oth yarn ofacrylic/ modacrylic staple fbrother	4 678	76 573	54 931	391 060
5509910000	Other yarn mixed mainly or solely withwool/ fine animal hair	2 421	2 550	25 627	34 923
5509990000	Other yarn mixed other thanwool/ fine animal hair & cotton	0	7 653	0	75 978
5510110000	Single yarn cont >=85% by weightof artificial staple fibres	836 596	1 483 028	1 456 338	2 937 006
5510120000	Multiple/ cabled yarn cont.>=85%by weight/ artificial staple fibres	16	7 339	462	60 079
5510300000	Other yarn, mixed mainly/ solely cont>=85% of weight with cotton	96 667	582 359	386 252	2 159 050
5510900000	Other yarn of artificial staple fibrescont>=85% of weight	127 051	274 302	840 952	1 800 049
5511101000	Yarn of synthtic staple fibres,cont>=85%weight of such fbrs knitting	7 299	62 888	62 873	512 823
5511109000	Yarn of synthtic staple fibres,cont>=85%weight of such fibres : oth	34 828	184 736	195 942	772 585
5511201000	Yarn of synthtic staple fibres,cont <85%weight of such fbrs knitting	0	938	0	4 470
5511209000	Yarn of synthtic staple fibres,cont <85%weight of such fibres : othe	33	2 062	866	6 428
5511300000	Yarn of artificial staple fibresput up for retail sale	2 307	12 865	41 165	247 990
5512110000	Woven fabrics of synthetic staple fibrecont>85% wight of polyeste	93 854	264 233	440 654	1 206 196
5512190000	Woven fabrics of synthetic staple fibrecont>85% wight of polyeste	321 417	1 530 023	3 104 144	14 396 847
5512210000	Woven fabrics of synthetic staple fibrecont>85%wightof acrylic/ m	12 661	25 764	88 857	191 680
5512290000	Woven fabrics of synthetic staple fibrecont>85%wightof acrylic/ m	135 943	714 412	1 482 508	7 859 183
5512910000	Woven fabrics of synthetic staple fibrecont>85%weight of oth : un	0	4 286	0	78 495
5512990000	Woven fabrics of synthetic staple fibrecont>85%weight of oth th p	7 121	67 568	128 396	1 270 892
5513110000	Wovn fbrcs of plyster stple fbre bleacheplain weave <=85% mix w/	224 099	883 414	2 181 737	8 830 421
5513120000	3-thread / 4-thread twill, incl twill polstaple fibres <=85% w/ cotton	1 936	11 018	30 711	232 850
5513130000	Oth woven fbrcs of polyester stple fbr<=85% mixed wght <170 g/n	816 620	3 074 157	5 861 530	26 593 207
5513190000	Oth woven fabrics<85% mixed cottonweight <170 g/m of cotton	4 763	45 264	84 423	471 830
5513210000	Dyed woven fabrics of polyester staplefibres, plain weave<85% of	474 864	3 446 628	2 027 328	11 314 242
5513230000	Oth dyed woven fabric ofpolyester staplefibres <85%, cotton<170	2 691	13 478	56 540	171 845
5513290000	Oth woven fabrics <85% such fibres, mixed cotton <170 g/m dyed	343 468	1 227 569	2 898 004	12 381 679
5513310000	Woven fabrics of yarn of diff color of polyester stpe fbrs,plain wea	51 331	273 515	300 457	1 651 309
5513390000	Oth woven fabrics<85% of such fibresweight <170 g/m of cotton: c	23 777	81 762	361 245	1 196 071
5513410000	Printed polyester staple fibres, plainweave <85% of fbr, cotton<17	395 828	1 878 602	1 627 105	6 031 704
5513490000	Other woven fabrics<85% of fibresweight <170 g/m of cotton	0	965	0	11 803
5514110000	Woven fbrcs of polyester staple fibresplain weave <=85%,cotton >	62 271	143 280	894 652	1 446 452
5514120000	3-thread/4-thread twill, incl twill ofpolyester stpl fbrs<85%, cotton	643	11 284	4 693	119 085
5514190000	Other woven fabrics<85% of fibresmixed weight >170g/m of cotto	159 141	396 861	2 228 102	6 907 299
5514210000	Dyed polyester staple fbrs, plain weavestaple fbrs<85%, cotton >1	1 987	18 063	21 744	170 735
5514220000	Woven fabric of synt: dyed<85% with ctto3-thread/ 4-thread twill,i	10 352	34 469	167 128	443 270
5514230000	Woven fabric of synt: dyed<85% with cttdyed; oth woven fbr pol:	543 630	2 851 353	737 936	3 379 662
5514290000	Other woven fabrics<85% of fibres mixedweight >170g/m of cotto	22 104	1 848 349	205 742	2 608 630
5514300000	Woven fabrics of synth stple fibre <85%, cotton >170 g/m, diff col	25 603	162 720	41 427	200 758
5514410000	Printed polyester staple fibres, plainweave <85% of fbr, cotton >17	75 699	194 225	714 835	2 035 964
5514420000	Prnt 3-thread/ 4-thread twill,incl twlpolyester stple fbr<85%, cotto	1 457	56 968	12 726	416 959
5514430000	Oth printd woven fabrics of polyesterstpl fbr <85%, cotton >170 g/	15 680	44 775	160 754	539 768
5514490000	Oth printed woven fabrics<85% suchfibres, weight >170 g/m of co	78 470	216 405	316 076	973 140
5515110000	Oth wvn fbrcs of synth stple fbrs ofpolyester stpl fbr mixed viscos	326 226	1 397 733	3 258 045	15 663 960
5515120000	Oth wvn fbrcs of synth stple fbrs ofpolyester stpl fbr mixed w/m-i	23 506	76 415	80 753	639 863
5515130000	Oth wvn fbrcs of synth stple fbrs ofpolyester stpl fbr mix w/wool/a	53 106	147 530	953 027	2 638 401
5515190000	Other woven fabrics of synth stple fbrof other polyester staple fibr	45 036	303 072	611 767	4 740 448
5515210000	Oth wvn fbrcs of acrylic/ modacrylicmixed/solely with man-made fi	0	1 044	0	1 705
5515220000	Oth wvn fbrcs of acrylic/ modacrylicmixed/solely w/ wool/ fine anm	0	1 839	0	27 938

I.3. IMPOR MENURUT KOMODITI / IMPORT BY HS COMMODITY
***** MEI / MAY 2014 *****

HS	Uraian Komoditi Commodity Description	Berat Bersih / Net Weight (Kg)		Nilai / Value C.I.F (US\$)	
		Bulan ini	Kumulatif	Bulan ini	Kumulatif
		Current Month	Cum..Jan. to date	Current Month	Cum..Jan. to date
5515290000	Oth wvn fbrcs of acrylic/modacrylicmix w/ other than man-made fi	5 253	10 758	7 308	35 182
5515910000	Oth woven fabrics mixed mainly/solelyman-made filaments	2 577	18 865	48 022	664 372
5515991000	Oth woven fabrics mixed mainly/solelyw/ wool/fine anml hair	263	1 539	4 305	31 469
5515999000	Oth woven fabrics mixed mainly/solelywith other than man-made	8 551	33 586	117 372	427 134
5516110000	Unbleached/bleached woven fabrics ofartificial staple fibre;weight	71 001	517 867	486 764	3 373 665
5516120000	Dyed woven fbrcs of artificial staplefibre; weight>=85%	32 343	327 108	463 745	4 672 905
5516130000	Woven fabrics of yarns of diff colorweight>=85% of artificial staple	847	5 378	8 814	69 325
5516140000	Printed woven fabrics; wght>=85% ofartificial staple fibres	12 665	105 577	211 712	1 415 976
5516210000	Un/bleached woven fabrics of artificialstaple fibre mix m-m-f;weig	1 412	1 854	17 594	24 245
5516220000	Dyed woven fabrics of artificial staplefibre mix m-m-f;weight<85%	4 471	52 671	111 257	956 668
5516230000	Woven fabrics of yarn of diff colorartfical stple fbr mix m-m-f;wegl	191	6 496	3 447	23 697
5516240000	Printed woven fabrics of artifcl staplefibre mixed with m-m-f;weigl	0	6 428	0	165 415
5516320000	Dyed woven fabrics of artificial staplefibre mixed with wool;weigh	22 592	33 899	510 207	742 947
5516330000	Woven fbrc of yarn of diff color staplefibre mixed with wool;weigh	0	454	0	8 551
5516410000	Un/bleached woven fabrics of artificialstaple fibre mixed cotton;w	1 819	5 557	21 028	67 081
5516420000	Dyed woven fabrics of artificial staplefibre mixed with cotton;weig	97	2 782	1 605	64 782
5516430000	Woven fabrics of yarn of diff colorsmixed with cotton;weight<85%	816	14 252	26 722	232 760
5516910000	Other un/bleached woven fabrics ofstaple fbr	3 331	5 214	26 022	48 554
5516920000	Other woven fabrics of artificial staplefibre,un/bleached	38	28 841	38	554 576
5516930000	Other woven fabrics of artificial staplefibre,dyed	0	3 734	0	18 134
5516940000	Other woven fabrics of artificial staplefibre,of yarn diff colours	212 427	790 629	1 743 745	7 490 440
5601210000	Wadding of cotton,length<=5mm	142 412	431 114	1 138 238	4 209 591
5601220010	Wadding of cotton m-m-f of wrappedcigarette tow ,length<=5mm	88 046	278 552	671 535	2 611 106
5601220090	Wadding of cotton m-m-f of oth wrappedcigarette tow ,length<=5r	29 606	170 076	263 950	1 635 675
5601290000	Wrapped of other than cotton man-made fibres	14 193	67 698	16 982	104 485
5601301000	Polyamide fibre flock of wadding,length<=5mm	1 851	36 921	5 374	179 900
5601309000	Textile flock & dust mill neps oth thanpolyamide fibre flock;length-	19 427	73 391	100 086	427 938
5602100000	Needleloom felt & stitch-bonded fibrecovered/laminated.	113 062	233 423	480 476	908 187
5602210000	Oth felt of wool/fine animal hair,notimpregnated,coated,covered	42	28 219	10 451	396 329
5602290000	Oth felt of oth textile materials,notimpregnated,coated,covered	858 862	881 143	986 037	1 277 067
5602900000	Felt, oth thn needleloom&oth felt notimpregnated, coated, covere	65 264	452 673	1 138 272	5 440 637
5603110000	Non woven of man-made filament, notimprgnatd,cvred/lminate	1 452 671	7 959 259	4 773 109	27 255 931
5603120000	Non woven of m-m-f, not imprgnated,cvred/lminated; 25g/m<w	1 932 433	7 007 479	5 460 342	22 530 721
5603130000	Non woven of m-m-f, not imprgnated,covred/lminated; 70g/m<w	411 305	2 086 653	1 618 526	7 641 452
5603140000	Non woven of m-m-f, not imprgnated,covered/laminated; weight>	1 779 418	6 344 907	4 767 991	22 362 417
5603910000	Non woven of oth m-m-f, weight=<25g/m2	342 634	1 512 825	1 821 140	6 181 722
5603920000	Non woven of oth m-m-f,25g/m2<weighing=<70g/m2	469 903	2 469 245	2 004 194	12 776 496
5603930000	Non woven of oth m-m-f,70g/m2< weighig=<150g/m2	45 440	340 924	478 781	2 694 877
5603940000	Non woven of oth m-m-f,weight=<150g/m2	838 999	3 905 745	3 233 592	16 425 650
5604100000	Rubber thread & cord, textile covered &the like head 5404/5405	58 288	301 982	1 269 094	5 971 324
5604901000	Imitation catgut,of silk yarn	1 452	8 549	14 587	133 579
5604902000	Rubber impregnated textile thread yarn	969	6 804	48 399	188 120
5604903000	High tenacity yarn of polyester,of nylon/ oth polyamides/ of viscose	82 885	413 310	218 737	1 530 490
5604909000	Oth thn rubber thread&cord, textilecoverd&the like head 5404/54	32 790	165 756	450 309	2 419 564
5605000000	Metallised yarn,whether/not gimped,being textl yarn/strip like he;	12 640	45 386	95 570	370 160
5606000000	Gimped yarn,&strip&like of head 5404/5405,gimped,chenille yarn	148 964	803 247	424 915	1 822 755
5607210000	Binder/baler twine of sisal/oth textilefbrs of genus agave	3 823	41 281	21 062	168 169
5607290000	Oth binder/baler twine of sisal/othtextile fbrs of genus agave	72 108	322 954	603 649	1 933 632
5607410000	Binder/baler twine of polyethylene/polypropylene	316	6 583	2 667	29 075
5607490000	Oth binder/baler twine of polyethylene/polypropylene	1 079 046	5 675 901	1 517 840	7 965 695
5607501000	V-belt cord of man-made fibres treatedresorcinol formaldehyde>=	7 944	59 384	122 807	968 627
5607509000	Oth v-belt cord of m-m-fibrs treatedresorcinol formaldehyde>=10t	174 493	667 589	725 350	3 381 183
5607901000	Twine,cordage,ropes&cables of artificialfibres	5 556	104 367	100 720	372 155
5607902000	Twine,cordage,ropes&cables of abaca/ othhard fibres	3	29	16	199
5607903000	Twine,cordage,ropes&cables of jute/othtextile bast fibr head 530t	27 000	69 120	19 575	50 322
5607909000	Oth twine,cordage,ropes&cables	70 790	409 062	303 094	3 324 108
5608110000	Made up fishing net of man-made textilematerials	369 392	1 985 854	557 620	2 620 832
5608192000	Net bags of man-made textile material	27 357	118 777	137 816	585 000
5608199000	Oth net bags of man-made textilematerials	109 439	423 691	314 196	1 006 462
5608901000	Net bags of oth man-made textilematerials	0	14 659	0	113 060
5608909000	Oth net bags of oth man-made textilematerials	93 874	365 053	182 463	830 184
5609000000	Articles of yarn,strip/the like of head5404/ 5405,twine,cordage,rop	180 258	817 332	1 239 055	4 972 756
5701101000	Prayer rugs of carpet of wool/fineanimal hair	4	4	2 569	2 569
5701109000	Oth prayer rugs of carpet of wool/fineanimal hair	0	102	0	10 020
5701901900	Oth prayer rugs of carpet of cotton	9	6 109	205	26 780
5701909900	Oth prayer rugs of carpet oth than wool/cotton	0	12	0	4 815
5702200000	Floor covering of coconut fibres (coir)not tufted/flocked	19 713	61 279	32 290	111 772
5702310000	Floor cov of pile constract of wool/fineanimal hair,not made up, no	0	4 177	0	10 490

I.3. IM POR M ENURUT KOM ODITI / IM PORT BY HS COM M ODITY
***** MEI/ MAY 2014 *****

H S	Uraian Komoditi Commodity Description	Berat Bersih / Net Weight (Kg)		Nilai / Value C.I.F (US\$)	
		Bulan ini Current Month	Kumulatif Cum.Jan. to date	Bulan ini Current Month	Kumulatif Cum.Jan. to date
5702391000	Floor cov of pile construct of cottonnot made up, not tufted/flocke	0	1 680	0	48 301
5702399000	Floor cov of pile construct of othtextile materials, not made up,noi	148	211	749	991
5702419000	Oth prayer rugs of floor cov of pileconstrct,made up of wool/fine ε	0	8 100	0	10 993
5702421000	Prayer rugs of floor cov of pileconstrct,made up of man-made text	136 859	449 143	274 411	877 419
5702429000	Oth prayer rugs of floor cov of pileconstrct,made up of man-made	60 591	234 434	173 921	612 355
5702491900	Oth prayer rugs of floor cov of cottonof pile constrct,made up	1 329	6 508	8 033	62 116
5702911000	Prayer rugs not of pile constrct made upof wool/fine animal hair	0	28	0	6 352
5702921000	Prayer rugs not of pile constrct made upof man-made textl matrIs	31 857	52 744	39 840	84 171
5702929000	Oth floor cov not prayer rug not of pileconstrct,md up,of man-mac	5 825	173 114	37 247	153 612
5702991900	Oth floor cov not prayer rug not of pileconstrct,md up,of cotton,ot	1 073	4 647	8 830	30 276
5702992000	Oth flr cov.not of pile cnstrct,made upof jute fibres,oth textile mat	0	75	0	1 359
5703101000	Floor mats of wool/ fine anml hairwhthr/not made up	15	15	17	17
5703109000	Carpet&oth txtl flr cov.,tufted, whthr/not made up,of wool/fine ar	5	213	692	7 683
5703209000	Carpet&oth txtl flr cov,tufted,not prayrug,not made up,of nyln/otf	141 141	632 883	511 256	1 906 433
5703301000	Prayer rugs of cotton, whthr/notmade up,of oth man-md-txtl mtrl:	0	25 048	0	56 441
5703309000	Carpet&oth txtl flr cov,tufted,not prayrug,of ctnn not made up,of c	294 420	1 580 849	1 188 846	4 478 058
5703901900	Carpet&oth txtl flr cov.,tufted, whthr/not made up,of cotton,oth t	9 815	25 261	50 445	194 018
5703902900	Carpet&oth txtl flr cov.,tufted, whthr/not made up,of jute fbrs,oth	7	7	1 099	1 099
5703909100	Floor mats, whthr/not made up,not ctnn&jute fbr,oth txtl mtrl	35 309	239 053	299 198	1 819 069
5703909900	Carpet&oth txtl flr cov.,tufted, whthr/nt md up,not ctnn&jute fbr,c	15	11 274	1 782	146 562
5704100000	Textile tiles, having a surface <=0,3m,felt,no tufted/flocked,made t	1 767	1 909	5 857	6 400
5704900000	Oth textile tiles, having a surface <=0,3m,felt,no tufted/flocked,ma	395 466	1 926 993	525 479	2 501 735
5705001900	Oth carpet&oth txtl flr cov,oth prayrug of cotton,whthr/not made	2 771	2 771	24 657	24 657
5705002900	Oth carpet&oth txtl flr cov,oth Non wovnfloor covrng of jute fbrs,v	0	389	0	1 489
5705009100	Prayer rugs of oth thn cotton&jutefibres,whthr/ not made up	25 860	52 354	31 752	64 778
5705009200	Non woven floor covering of oth cotton&jute fibres,whthr/ not ma	1 582	27 738	24 189	294 534
5705009900	Oth carpet&oth txtl flr cov,oth pray rugof oth cotton&jute fibres,w	37 783	246 918	160 139	400 219
5801101000	Woven pile&chenille fabrics of wool/ fine anml hair, impregntd,coa	31	5 171	3 880	65 261
5801109000	Woven pile&chenille fabrics of wool/ fine anml hair,not impregntd	3 033	30 371	25 065	240 832
5801211000	Uncut weft pile fbrcs of cotton,imprgntd,coatd,coverd oth thn of h	0	411	0	5 640
5801219000	Uncut weft pile fbrcs of cotton,notimprgntd,coverd oth thn of hea	13 991	20 233	161 478	217 534
5801221000	Cut corduroy of cotton,imprgntd,coatd,coverd oth than of head 58	26 701	44 323	202 319	324 743
5801229000	Cut corduroy of cotton,not imprgntd,coatd,coverd oth than of hea	33 128	108 489	343 403	1 070 442
5801239000	Oth weft pile fbrcs of cotton,notimprgntd,coverd oth thn of head f	0	178	0	764
5801269000	Chenille fabrics of cotton,not imprgntd,coatd,coverd oth than of h	0	16	0	51
5801279000	Warp pile fbrcs of cotton,not imprgntd,coatd,coverd oth than of h	12 548	16 033	223 335	334 906
5801321000	Cut corduroy of man-made fibres ,imprgntd,oth thn of head 5802/	14 363	135 549	206 696	1 836 227
5801329000	Cut corduroy of man-made fibres ,notimprgntd,oth thn of head 58	0	977	0	3 269
5801339000	Oth weft pile fabrics of man-made fbrs,not imprgntd,oth thn of he	0	357	0	4 839
5801361000	Chenille fabrics of man-made fribres,imprgntd,oth thn of head 58C	449	33 461	5 075	111 936
5801369000	Chenille fabrics of man-made fribres,not imprgntd,oth thn of head	8 512	18 014	47 156	76 347
5801371000	Warp pile fbrcs of man-made fribres,imprgntd,oth thn of head 58C	1 981	3 763	18 388	67 663
5801379000	Warp pile fbrcs of man-made fribres,not imprgntd,oth thn of head	13 193	37 576	188 926	474 545
5801901900	Othr carpet & text floor covrng of silk,not imprgntd,oth thn of hea	245	251	12 429	12 455
5801909900	Othr carpet & text floor covrng of othtxtl mtrl, not imprgntd,oth o	376	16 878	5 673	180 120
5802110000	Unbleached terry towelling&wovenfabrcs of cotton oth thn head c	22 229	238 656	265 606	2 960 516
5802190000	Bleached terry towelling&wovenfabrcs of cotton oth thn head of 5	17	10 673	6 242	63 631
5802200000	Terry towelling& woven fabrcs of othtextile material othr than hea	0	145	0	2 533
5802301000	Tufted textile fabrics,impregnated,coated/covered oth thn of head	10 552	63 660	29 537	317 296
5802302000	Tufted textile fabrics,woven of cotton/of man made fbrs oth thn h	242	76 365	1 532	659 723
5803001000	Gauze of cotton, oth than narrowfbrcs of heading 5806	0	4 173	0	23 435
5803002000	Gauze of man-made fibres, oth thanarrow fbrcs of heading 5806	660	899	1 989	4 558
5803009900	Gauze of other, oth than narrowfbrcs of heading 5806	818	982	7 739	8 544
5804101100	Tulles&oth net fbrics of silk,impregntdcoatd,coverd oth thn of hea	174	640	4 229	112 811
5804101900	Tulles&oth net fbrics of silk,notimpregntd,oth thn of head 6002-6C	5 001	93 054	75 442	1 371 747
5804102100	Tulles&oth net fbrcs of cotton,imprgntdcoatd,coverd oth thn of he	580	762	11 262	20 872
5804102900	Tulles&oth net fbrcs of cotton,notimpregntd,oth thn of head 6002	1 478	27 887	21 704	402 625
5804109100	Tulles&oth net fbrc oth thn silk/ cotton,impregntd,oth thn of head	5 999	34 953	142 424	725 018
5804109900	Tulles&oth net fbrc oth thn silk/ cotton,not imprgntd,oth of head 6	57 574	320 664	575 501	3 092 687
5804211000	Mechanically made lace of man-made fbrsimpregntd,oth thn of he	14 945	105 492	440 324	2 972 628
5804219000	Mechanically made lace of man-made fbrsnot imprgntd,oth of hea	129 497	371 363	894 017	4 888 866
5804291000	Mechanically made lace of oth txtl mtrlimpregntd,oth thn of head	4 137	15 173	52 035	199 972
5804299000	Mechanically made lace of oth txtl mtrlnot imprgntd,oth of head 6	38 152	210 639	700 754	6 972 445
5804300000	Hand-made lace oth than fabric ofhead 6002 to 6004	4 688	26 333	125 130	708 975
5805001000	Hand-woven tapestries of cotton, whetheror not made up	7	7	2 271	2 271
5805009000	Hand-woven tapestries of other thancotton, whether/ not made up	1 621	5 956	19 454	67 426
5806101000	Woven pile fabrics of silk other thangoods of head 5807	515	2 303	5 279	27 048
5806102000	Woven pile fabrics of cotton other thangoods of head 5807	5 501	20 560	122 077	420 044

I.3. IMPOR MENURUT KOMODITI / IMPORT BY HS COMMODITY

*** MEI/MAY 2014 ***

HS	Uraian Komoditi Commodity Description	Berat Bersih / Net Weight (Kg)		Nilai / Value C.I.F (US\$)	
		Bulan ini Current Month	Kumulatif Cum.Jan. to date	Bulan ini Current Month	Kumulatif Cum.Jan. to date
5806109000	Woven pile fabrics of other than silk/cotton other than goods of h	36 439	157 510	381 267	2 026 925
5806201000	Sport tape;weight>=5% of elastomeric yarn/thread	31 277	201 024	295 625	2 250 742
5806209000	Other woven fabrics;weight>=5% of elastomeric yarn/thread oth thn	115 461	546 482	1 983 058	9 540 117
5806311000	Narrow woven fabrics of cotton for typewriter inked ribbon	1 818	7 917	40 042	142 042
5806312000	Backing of cotton for electrical insulating paper	486	2 301	7 497	66 974
5806319010	Slide fastener ribbons of cotton; width<=12 mm	3 395	15 656	153 812	466 585
5806319020	Webbings of cotton used in covering pipes, poles and the like	5 152	19 441	62 409	222 190
5806319090	Other woven fabrics of cotton other than goods of head 5807	8 133	46 589	182 470	912 117
5806321000	Narrow woven fabrics of man-made fibres for typewriter inked ribt	81 180	685 484	514 514	3 867 035
5806324000	Backing of man-made fibres for electrical insulating paper	9 959	25 273	30 706	71 726
5806329010	Slide fastener ribbons of man-made fibres; width <=12 mm	8 088	35 469	245 234	824 940
5806329020	Webbings of man-made fibres used in covering pipes, poles and th	295	1 772	9 384	33 972
5806329090	Other woven fabrics of man-made fibres other than goods of head 5	159 610	651 339	1 138 570	5 982 429
5806391000	Other woven fabrics of silk other than goods of head 5807	2 954	13 671	40 093	143 895
5806399100	Backing of oth textile material for electrical insulating paper	3 400	31 355	61 454	374 219
5806399910	Woven fabrics of other textile material used in covering piping, pol	552	16 958	14 115	181 371
5806399920	Narrow woven fabrics of other textile materials for typewriter ribt	39	173	1 056	4 795
5806399930	Narrow fabrics of other textile material for slide fastener, width <=	1 452	2 555	25 511	42 515
5806399990	Other woven fabrics of other textile material	32 453	172 551	450 719	2 187 741
5806400000	Fabrics consisting of warp without weft assembled by an adhesive	3 136	13 322	38 645	222 977
5807100000	Woven Labels, badges, and similar articles, not embroidered	407 946	1 974 231	7 711 431	38 445 529
5807900010	Non woven Labels, badges, and similar articles, not embroidered	13 776	82 335	200 191	1 284 892
5807900090	Labels, badges, and similar articles of oth textile materials, not emt	75 364	431 673	1 128 232	6 805 490
5808101000	Braid combined with rubber threads, not embroidery, not knitted/	11	3 682	554	48 698
5808109000	Braid not combined with rubber threads, not embroidery, not knitt	3 786	12 772	87 495	322 468
5808901000	Ornamental trimmings combined with rubber threads, not embroid	448 959	1 114 941	557 552	1 717 609
5808909000	Ornamental trimmings not comb. with rubber threads, not embroic	78 055	265 217	237 461	1 011 578
5809000000	Woven fabrics of metal thread & woven fabrics of metalised yarn	31	141	209	1 043
5810100000	Embroidery without visible ground, in piece, in strip, in motifs	6 802	63 691	65 543	363 383
5810910000	Embroidery of cotton with visible ground, in piece, in strip, in motif	59 099	527 624	774 813	6 383 485
5810920000	Embroidery of man-made fibres with visible ground, in piece, in strip	718	70 877	22 755	377 207
5810990000	Embroidery of other textile materials with visible ground, in piece, i	71 612	350 550	1 084 590	4 785 684
5811001000	Quilted textile products in the piece, of wool/fine/coarse animal hair	9 847	37 428	151 175	610 193
5811009000	Quilted textile products in the piece, oth thn of wool/fine/coarse a	46 180	264 711	413 795	2 578 022
5901100000	Textile fabrics coated w gum/amy lace used for covers books and	4 799	12 722	78 296	230 161
5901902000	Prepared painting canvas	3 740	10 286	19 024	60 939
5901909000	Buckram and similar stiffened textile fabrics for hat foundations	23 302	133 072	124 971	797 620
5902101100	Chafar fabrics, rubberised of nylon-6 yarn	38 347	160 272	293 985	1 350 806
5902101900	Chafar fabrics, rubberised of nylon not nylon-6 yarn	44 583	232 397	257 213	1 331 788
5902109100	Tyre cord fabrics of nylon or other polyamides of nylon-6 yarn	1 422 290	5 926 247	6 175 257	25 639 670
5902109900	Tyre cord fabrics of nylon or other polyamides of not nylon-6 yarn	505 086	2 709 360	2 478 234	13 432 443
5902202000	Chafar fabrics, rubberised of polyester	206 829	870 162	828 436	3 524 830
5902209100	Tyre cord fabrics of polyester, containing cotton	173 463	510 987	536 213	1 695 671
5902209900	Tyre cord fabrics of polyester, not containing cotton	419 233	2 538 103	1 679 830	10 310 776
5902909000	Other cord fabrics of high tenacity yarn of viscose rayon	7 000	46 742	76 172	530 310
5903100000	Textile fabrics impregnated, coated, covered with polyvinyl chloride, r	5 114 678	20 056 476	6 560 732	26 132 800
5903200000	Textile fabrics impregnated, coated, covered with polyurethane, not f	2 351 166	10 782 375	14 787 790	78 810 559
5903900010	Canvas type fabrics impregnated, coated, covered with nylon, poly	204 209	1 074 467	1 821 226	9 444 718
5903900090	Other textile fabrics impregnated, coated, covered with plastics, no	466 802	2 399 243	4 634 665	26 087 042
5904100000	Linoleum	0	11 077	0	71 048
5904900000	Floor coverings consist of a coating or covering on a textile backing	881	6 987	8 378	72 107
5905001000	Textile wall coverings of wool/fine/coarse animal hair	0	22	0	3 176
5905009000	Textile wall coverings oth thn of wool/fine/coarse animal hair	231	4 151	15 168	66 704
5906100000	Adhesive tape of a width <= 20cm, other than of heading 5902	62 024	227 010	670 726	2 889 118
5906910000	Other rubberised textile fabrics, knitted/crocheted, not heading 59	23 449	298 502	188 199	2 168 567
5906999000	Other rubberised textile fabrics, not knitted/crocheted, not headin	39 641	238 814	240 936	1 447 329
5907001000	Fabrics impregnated, coated, covered with oil of oil-based preparati	1 703	14 394	13 692	122 277
5907003000	Textile fabrics impregnated, coated, covered with fire resistant chemi	0	7 621	0	124 005
5907004000	Fabrics impregnated, coated, covered with flock velvet/flock textile	81 804	227 581	225 517	788 361
5907005000	Fabrics impregnated, coated, covered with wax, tar, bitumen or sim	0	438	0	1 422
5907006000	Fabrics impregnated, coated, covered with other substances	619	4 138	10 803	52 220
5907009000	Painted canvas being theatrical scenery, studio back-cloths or the lik	2 043	15 494	38 186	335 617
5908001000	Wicks; incandescent gas mantles	0	14 809	0	17 371
5908009000	Tubular knitted gas mantle fabric therefor	1	1 578	1	6 168
5909001000	Fire hoses	2 842	77 381	34 382	343 225
5909009000	Textile hose piping & similar textile tubing other than fire hoses	3 561	39 408	13 357	2 317 122
5910000000	Transmission or conveyors belts or belting, of textile material	167 035	342 068	1 095 480	4 165 431
5911100000	Textile fabrics, felt & felt-lined woven for card clothing or technica	467 512	2 172 347	5 612 445	27 170 730

I.3. IM POR M ENURUT KOM ODITI / IM PORT BY HS COM M ODITY
 *** MEI / MAY 2014 ***

H S	Uraian Komoditi Commodity Description	Berat Bersih / Net Weight (Kg)		Nilai / Value C.I.F (US\$)	
		Bulan ini Current Month	Kumulatif Cum.Jan. to date	Bulan ini Current Month	Kumulatif Cum.Jan. to date
5911200000	Bolting cloth	3 083	16 295	19 819	137 759
5911310000	Textile fabrics & felts used in paper-making machines; weighing <	7 412	181 680	1 018 370	5 407 524
5911320000	Textile fabrics & felts used in paper-making machines; weighing >=	72 621	324 049	3 945 742	17 508 699
5911400000	Straining cloth of a kind used in oil or the like including that of hurr	18 097	43 612	167 595	723 370
5911901000	Gaskets and seals	3 090	14 678	49 124	208 179
5911909000	Other Textile products and articles for technical uses	246 507	1 253 312	1 489 709	7 560 241
6001100010	Long pile fabrics, unbleached, not mercerised, knitted/ crocheted	63	508	2 004	12 576
6001100090	Long pile fabrics, bleached, mercerised, knitted/ crocheted	80 608	380 997	618 312	2 225 333
6001210000	Looped pile fabrics of cotton, knitted/ crocheted	96 992	337 739	1 033 002	3 497 929
6001220000	Looped pile fabric of man made fibres, knitted/ crocheted	17 173	178 506	208 462	1 877 809
6001290000	Looped pile fabric of oth textile materiknitted/ crocheted	38 364	187 138	317 826	1 479 382
6001910000	Other pile fabrics, of cotton, knitted/ crocheted	15 693	61 119	189 545	620 664
6001922000	Pile fabrics of 100% polyester staplefibres, 63,5mm_width_76,2m	244 930	1 358 366	2 116 134	12 347 698
6001923010	Other pile fabrics, of man made fibres,cont elastomeric/ rubber ya	680	3 327	13 062	64 234
6001923090	Other pile fabrics, of man made fibres,cont elastomeric/ rubber ya	84 431	620 617	1 150 276	9 658 030
6001929010	Other pile fabrics, of man made fibres,not cont elstmric/ rubber ya	404	3 596	6 610	53 899
6001929090	Other pile fabrics, of man made fibres,not cont elstmric/ rubber ya	337 032	1 285 558	2 365 602	9 147 042
6001991100	Oth pile fbrcs of oth txtl mtrial mtrial contelstmric/ rubber yarn,unbleach.	1	797	100	9 809
6001991900	Oth pile fbrcs of oth txtl mtrial not coelstmric/ rubber yarn,unbleac	2 761	4 557	17 093	28 478
6001999100	Oth pile fbrcs of oth txtl mtrial contelstmric/ rubber yarn,bleachd,n	27	911	107	6 585
6001999900	Oth pile fbrcs of oth txtl mtrial not coelstmric/ rubber yarn,bleachd	5 544	114 590	116 282	1 988 473
6002400000	Knitted/ crocheted fabrics;elastomeric>5%, width<30cm, not rubbe	386 839	1 458 493	3 372 213	14 502 604
6002900000	Knitted/ crocheted fabrics;elastomeric>5%, width<30cm, rubber th	1 711 711	7 892 923	14 976 886	73 973 527
6003100000	Knitted/ crocheted fabrics of wool/ fineanimal hair, width<30cm, no	3 195	19 040	53 352	355 772
6003200000	Knitted/ crocheted fabrics of cotton,width<30cm, not 6001/6002	248 691	2 132 588	1 776 849	16 039 053
6003300000	Knitted/ crocheted fabrics of syntheticfibres, width<30cm, not 600	34 348	173 970	413 005	2 170 850
6003400000	Knitted/ crocheted fabrics of artificialfibres, width<30cm, not 6001	1 202	2 366	11 907	50 910
6003900000	Knitted/ crocheted fabrics of oth textilematerials, width<30cm, not	20 308	95 921	218 799	786 512
6004101000	Knitted/ croch. fabrics;5%<elastomeric_200%,width>30cm,not rub	1 021 987	5 179 109	7 723 930	41 735 433
6004109000	Knitted/ croch. fabrics;elastomeric>20%,width>30cm,not rubber th	3 990 372	12 823 240	11 773 791	54 929 265
6004900000	Knitted/ croch. fabrics;elastomeric>20%,width>30cm,rubber threa	203 570	967 994	2 364 295	11 299 371
6005210000	Warp knit fabrics of cotton othe than of heading 6001-6004	61 984	256 897	535 145	2 481 361
6005220000	Dyed warp knit fabrics of cotton othethan of heading 6001-6004	37 654	508 720	469 347	5 272 084
6005230000	Warp knit fabrics of cotton yarn of diffcolor oth than of heading 60	68 740	333 383	490 128	3 012 177
6005240000	Printed warp knit fabrics of cotton oththan of heading 6001-6004	42	17 004	439	125 901
6005311000	Wrp knit fbrc,of synthtc,bleach/ no, swimwear,of polyester&polybr	8 358	148 233	154 623	1 723 776
6005319000	Wrp knit fbrc,of synthtc,bleach/ no, oththn swimwr,of polyst&pol	272 259	1 258 262	1 974 665	9 806 604
6005321000	Warp knit fbrc,of synthtc,dyed, swimwer,of polyester&polybutyl	20 359	138 469	238 637	1 596 501
6005329000	Warp knit fbrc,of synthtc,dyed, oth thn swimwr,of polyst&polyb	254 019	1 459 676	2 316 696	12 622 874
6005331000	Wrp knit fbrc,of synthtc,yarn diff clr, swimwer,of polyester&polyt	31 123	60 991	249 693	456 940
6005339000	Wrp knit fbrc,of synthtc,yarn diff clr, oth thn swimwr,of polyst&f	0	7 456	0	110 143
6005341000	Warp knit fbrc,of synthtc,printed, swimwer,of polyester&polybut	283	3 214	4 681	38 655
6005349000	Warp knit fbrc,of synthtc,printed, oththn swimwr,of polyst&poly	69 017	325 527	923 842	4 410 217
6005410000	Warp knit fabrics of artifical fibres ofthan of heading 6001-6004	0	199	0	2 705
6005420000	Dyed warp knit fabrics of artifical fibroth than of heading 6001-600	16 614	64 315	132 782	704 735
6005430000	Warp knit fbrc of artfcl fbrcs yarn ofdiff clr,oth than of heading 600	998	9 731	11 913	120 103
6005440000	Printed warp knit fabrics of artificialoth than of heading 6001-600	0	8 069	0	60 168
6005901000	Oth warp knit fabrics of wool/ fine anmlhair oth thn of heading 600	1 476	4 248	17 700	48 628
6005909000	Oth warp knit fabrics oth thn of wool/ fine anml oth thn heading 60	87 982	307 818	941 799	3 221 117
6006100000	Other knitted/ crocheted fabrics ofwool/ fine animal hair	12 854	36 181	133 611	350 668
6006210000	Other knitted/ crocheted fabrics ofcotton,bleached/ no bleached	34 379	297 651	336 944	2 255 808
6006220000	Other knitted/ crocheted fabrics ofcotton,dyed	4 529 421	19 493 622	37 945 534	165 499 213
6006230000	Oth knit/ crochtd fbrcs of cotton ofyarn of dif color	38 272	323 410	349 258	2 938 453
6006240000	Other knitted/ crocheted fabrics ofcotton,printed	77 189	349 294	531 836	3 002 110
6006311000	Oth knit/ crochtd fbrcs of nylon fibrmesh ,bleached/ no bleached	7 649	56 625	84 508	574 464
6006312000	Oth knit/ crochtdfbrcs of synthtc fibr,elastis, bleached/ no bleached	14 309	115 107	173 388	1 138 076
6006319000	Oth knit/ crochtdfbrcs of synthtc fibr,oth than nylon&elastis,bleach	112 837	1 076 877	1 130 204	11 418 283
6006321000	Oth knit/ crochtd fbrcs of nylon fibrmesh,dyed	127 246	352 882	1 343 316	3 798 437
6006322000	Oth knit/ crochtd fbrcs of synthtc fibr,elastis,dyed	14 399	78 771	141 306	941 848
6006329000	Oth knit/ crochtd fbrcs of synthtc fibr,than nylon&elastis,dyed	784 456	3 948 541	6 607 592	35 883 732
6006331000	Oth knit/ crochtd fbrcs of synthtc fibr,of yarn of diff colors,elastis	801	4 060	14 826	83 886
6006339000	Oth knit/ crochtd fbrcs of synthtc fibr,of yarn of diff colors,not elas	2 989	45 289	21 360	392 661
6006341000	Oth knit/ crochtd fbrcs of synthtc fibr,printed,elastis	10 400	38 272	63 232	347 435
6006349000	Oth knit/ crochtd fbrcs of synthtc fibr,printed,not elastis	61 260	109 394	571 925	1 721 247
6006419000	Oth knit/ crochtd fbrcs of artificialfibr, not elastis,bleached/ no blea	1 117	23 086	12 509	221 527
6006421000	Oth knit/ crochtd fbrcs of artificialfibr, elastis,dyed	25 680	155 015	213 031	1 676 498
6006429000	Oth knit/ crochtd fbrcs of artificialfibr, not elastis,dyed	129 102	508 951	992 187	3 946 480
6006439000	Oth knit/ crochtd fbrcs of artificialfibr of yarn of diff colors,not elas	0	22 183	0	240 673

I.3. IMPOR MENURUT KOMODITI / IMPORT BY HS COMMODITY

*** MEI / MAY 2014 ***

HS	Uraian Komoditi Commodity Description	Berat Bersih / Net Weight (Kg)		Nilai / Value C.I.F (US\$)	
		Bulan ini Current Month	Kumulatif Cum.Jan. to date	Bulan ini Current Month	Kumulatif Cum.Jan. to date
6006441000	Oth knit/crochtd fbrcs of artificialfibr, printed,elastis	61	175	2 322	4 034
6006449000	Oth knit/crochtd fbrcs of artificialfibr, printed,not elastis	0	2 213	0	28 216
6006900000	Other knitted/crocheted fabrics of other material	652 601	2 957 648	5 292 028	24 272 958
6101200000	Men's/boy's ovr coats,car coat,capes,knitted/ crochtd of cotton	327	11 154	13 008	289 265
6101300000	Men's/boy's ovr coats,car coat,capes,knitted/ crochtd of man-made	454	11 009	33 349	506 979
6101900000	Men's/boy's ovr coats,car coat,capes,knitted/ crochtd of oth textile	231	3 103	7 915	72 753
6102100000	Women's/girl's ovr coats,car coat,capes,knitted/ crochtd of wool/fin	0	29	0	2 345
6102200000	Women's/girl's ovr coats,car coat,capes,knitted/ crochtd of cotton	3 858	8 897	16 237	176 807
6102300000	Women's/girl's ovr coats,car coat,capes,knitted/ crochtd of man-ma	259	3 583	10 983	156 264
6102900000	Women's/girl's ovr coats,car coat,capes,knitted/ crochtd of oth texti	25	303	594	10 104
6103100000	Men's/boy's suits knitted/ crocheted	21 952	107 561	46 448	210 628
6103220000	Men's/boy's ensembles of cotton,knitted/ crocheted	669	7 456	1 517	20 625
6103230000	Men's/boy's ensembles of synthtc fibr,knitted/ crocheted	1	1	3	3
6103290000	Men's/boy's ensembles of oth textilematerial, knitted/ crocheted	56	732	315	11 620
6103310000	Men's/boy's jackets& blazers of wool/ fine animal hair, knitted/ croc	0	93	0	2 024
6103320000	Men's/boy's jackets& blazers of cotton,knitted/ crocheted	1 431	14 674	13 625	123 296
6103330000	Men's/boy's jackets& blazers of synthtcfibres, knitted/ crocheted	6 955	27 369	35 217	159 171
6103390010	Men's/boy's jackets& blazers of rami,linen or silk, knitted/ crochete	0	6 674	0	156 963
6103390090	Men's/boy's jackets& blazers of othertextile materials, knitted/ croc	171	13 707	1 018	231 558
6103410000	Men's/boy's trousers, breeches& shortsof wool/ fine animal hair, kr	167	332	11 590	19 482
6103420000	Men's/boy's trousers, breeches& shortsof cotton, knitted/ crochete	10 101	29 129	91 501	558 454
6103430000	Men's/boy's trousers, breeches& shortsof synthtc fibres, knitted/ci	5 930	54 565	91 420	759 371
6103490000	Men's/boy's trousers, breeches& shortsof oth textile material, knit	495	961	11 714	28 176
6104130000	Women's/girl's suits of synthtc fibr,knitted/ crocheted	15 737	52 497	34 906	116 458
6104192000	Women's/girl's suits of cotton,knitted/ crocheted	34 327	123 357	54 657	229 853
6104199000	Women's/girl's suits of oth textilematerial, knitted/ crocheted	86	3 259	1 416	29 384
6104220000	Women's/girl's ensembles of cotton,knitted/ crocheted	649	1 064	3 161	11 957
6104230000	Women's/girl's ensembles of synthtcfibres,knitted/ crocheted	885	3 173	1 146	6 816
6104290000	Women's/girl's ensembles, of othertextile materials,knitted/ croch	0	123	0	1 420
6104310000	Women's/girl's jackets& blazers of wool/ fine animal hair, knitted/c	0	21	0	1 410
6104320000	Women's/girl's jackets& blazers of cotton, knitted/ crocheted	20 843	54 571	34 328	151 293
6104330000	Women's/girl's jackets& blazers of synthetic fibres, knitted/ croch	20 164	81 637	39 768	251 016
6104390000	Women's/girl's jackets& blazers of othertextile materials, knitted/crc	148	977	5 883	55 776
6104410000	Women's/girl's dresses of wool/ fineanimal hair, knitted/ crochete	0	17	0	12 752
6104420000	Women's/girl's dressed of cotton,knitted/ crocheted	113 417	248 296	362 574	1 410 575
6104430000	Women's/girl's dressed of syntheticfibres, knitted/ crocheted	254 266	790 116	720 376	2 850 957
6104440000	Women's/girl's dressed of artificialfibres, knitted/ crocheted	4 159	18 213	183 473	937 357
6104490000	Women's/girl's dresses of othertextile materials, knitted/ crochete	42	603	5 215	33 464
6104520000	Women's/girl's skirts& divided skirtsof cotton, knitted/ crocheted	13 937	25 939	78 125	316 861
6104530000	Women's/girl's skirts& divided skirtsof synthetic fibres, knitted/cro	16 860	62 896	118 091	788 978
6104590000	Women's/girl's skirts& divided skirtsof oth textile material, knitted/c	715	5 597	43 882	252 905
6104610000	Women's/girl's trousers, breeches& shortsof fine animal hair, knitt	94	95	6 531	6 929
6104620000	Women's/girl's trousers, breeches& shortsof cotton, knitted/ croc	68 003	307 097	317 093	1 681 872
6104630000	Women's/girl's trousers, breeches& shortsof synthtc fibres, knitted	280 051	856 374	627 034	2 620 963
6104690000	Women's/girl's trousers, breeches& shortsof oth textile mtrial,knit	587	12 944	30 080	294 509
6105100000	Men's/boy's shirts of cotton, knitted/ crocheted	45 181	224 384	779 441	5 238 923
6105200010	Men's/boy's shirts of synthetic man-made fibres, knitted/ crochete	14 486	34 537	434 169	1 175 830
6105200090	Men's/boy's shirts of artificial man-made fibres, knitted/ crochete	0	122	0	3 548
6105900000	Men's/boy's shirts of other textilematerials fibres, knitted/ crochet	5 876	8 307	54 681	89 100
6106100000	Women's/girl's blous,shirt & shirt blousof cotton, knitted/ crochete	263 564	716 334	660 654	2 397 894
6106200000	Women's/girl's blous,shirt & shirt blousof man-made fibres, knitted	302 631	1 046 791	758 017	3 352 183
6106900000	Women's/girl's blous,shirt & shirt blousof oth textile material, knitt	39 208	131 969	161 205	722 143
6107110000	Men's/boy's underpants & briefsof cotton, knitted/ crocheted	16 848	68 997	174 704	1 031 285
6107120000	Men's/boy's underpants & briefsof man-made fibres, knitted/ croc	11 226	50 878	70 723	339 223
6107190000	Men's/boy's underpants & briefsof oth textile material, knitted/cr	451	6 655	8 713	23 099
6107210000	Men's/boy's nightshirts & pyjamas of cotton, knitted/ crocheted	2 412	34 108	18 812	175 165
6107220000	Men's/boy's nightshirts & pyjamas of man-made fibres, knitted/ croc	0	4 845	0	6 108
6107290000	Men's/boy's nightshirts & pyjamas of oth textile material, knitted/c	7	7	62	62
6107910000	Men's/boy's bathrobes, dressing gowns of cotton, knitted/ crochet	13	61	57	564
6107990000	Men's/boy's bathrobes, dressing gowns of oth textile materials, kn	9 565	12 983	71 617	87 598
6108110000	Women's/girl's slips & petticoats of man-made fibres, knitted/ croch	316	445	24 923	31 125
6108193000	Women's/girl's slips & petticoats of cotton, knitted/ crocheted	3	117	68	8 222
6108199090	Women's/girl's slips & petticoats of oth textile materials, knitted/c	1	21	22	1 518
6108210000	Women's/girl's briefs & panties of cotton, knitted/ crocheted	271 731	964 480	506 082	2 167 912
6108220000	Women's/girl's briefs & panties of man-made fibres, knitted/ croch	70 022	261 451	263 270	1 224 616
6108290000	Women's/girl's briefs & panties of oth textile materials, knitted/crc	2 752	4 031	7 946	19 407
6108310000	Women's/girl's nightdresses & pyjamas of cotton, knitted/ crochete	71 517	501 954	140 851	1 116 901
6108320000	Women's/girl's nightdresses & pyjamas of man-made fibres, knitte	17 251	27 721	31 954	110 865

I.3. IM POR M ENURUT KOM ODITI / IM PORT BY HS COM M ODITY
***** M EI/ MAY 2014 *****

H S	Uraian Komoditi Commodity Description	Berat Bersih / Net Weight (Kg)		Nilai / Value C.I.F (US\$)	
		Bulan ini Current Month	Kumulatif Cum.Jan. to date	Bulan ini Current Month	Kumulatif Cum.Jan. to date
6108390000	Women's/ girl's nightdresses & pyjamas of oth textile materials, kn	0	7	0	126
6108910000	Women's/ girl's negliges,bathrobes,dressgowns of cotton, knitted/	34	2 994	810	21 582
6108920000	Women's/ girl's negliges,bathrobes,dressgowns of man-made fibr	132	661	10 194	31 429
6108990000	Women's/ girl's negliges,bathrobes,dressgown of oth textile matrl,	188	193	1 130	1 198
6109101000	T-shirts, singlet& oth vests of cotton,knitted/crochetd for men/bc	142 321	570 306	1 093 802	6 679 994
6109102000	T-shirts, singlet& oth vests of cotton,knitted/crochetd for women	192 330	665 688	1 428 554	6 770 568
6109901000	T-shirts,singlet& oth vests of rami,linen,silk, knittd/crochtd for mer	98	1 898	693	23 001
6109902000	T-shirts,singlet& oth vests of oth ttxilematerials, knitted/croch for r	26 238	92 596	642 447	2 924 549
6109903000	T-shirts,singlet& oth vests of oth ttxilematerials, knittd/croch for w	32 072	233 201	1 095 633	5 488 052
6110110000	Jerseys,pullovers,cardigans,waistcoat of wool, knitted/ crocheted	27 779	55 353	408 921	917 314
6110120000	Jerseys,pullovers,cardigans,waistcoat of kashmir goats , knitted/crc	18	747	1 346	71 139
6110190000	Jerseys,pullovers,cardigans,waistcoat of oths wool/ fine animal hair	156	34 965	3 752	491 853
6110200000	Jerseys,pullovers,cardigans,waistcoat of cotton, knitted/ crocheted	107 785	316 342	1 279 572	5 629 852
6110300000	Jerseys,pullovers,cardigans,waistcoat of man-made fibres, knitted/	17 848	106 384	594 460	3 549 395
6110900000	Jerseys,pullovers,cardigans,waistcoat of other textile materials, kni	1 701	261 037	43 740	2 523 865
6111200000	Babies garment & clothing accessories of cotton, knitted/ crocheted	12 095	92 308	273 563	2 428 476
6111300000	Babies garment & clothing accessories of synthtc fibres, knitted/ cro	9 291	18 942	16 222	149 786
6111900000	Babies garment & clothing accessories of oth textile material, knitte	9 266	15 080	153 455	231 249
6112110000	Track suits of cotton knitted/ crocheted	0	75	0	2 416
6112120000	Track suits of synthetic fibres knitted/ crocheted	545	1 475	14 995	44 102
6112190000	Track suits of other textile materials,knitted/ crocheted	53	57	379	411
6112310000	Men's/ boy's swimwear of syntheticfibres, knitted/ crocheted	370	5 516	10 426	222 352
6112390000	Men's/ boy's swimwear of oth textilematerials, knitted/ crocheted	0	1	0	7
6112410000	Women's/ girl's swimwear of syntheticfibres, knitted/ crocheted	2 475	13 468	153 354	610 441
6112490000	Women's/ girl's swimwear of oth textilematerials, knitted/ crochete	42	313	506	9 114
6113001000	Divers' suits,made up of knitt/ cochet,fabrics of heading 5903, 590	816	1 088	6 562	8 540
6113004000	Oth protective work garment made-up of knitt/ cochet,head 5903;	220	32 558	1 142	88 611
6113009000	Oth garment,made up of knitt/ crochetfabrics of heading 5903,590	508	4 571	1 018	45 353
6114200000	Oth garments of cotton, knitted/ crocheted	1 482	6 603	58 057	218 110
6114302000	Oth garment for protection from fireof man-made fibres,knitted/c	0	10	0	249
6114309000	Oth garments of man-made fibres,knitted/ crocheted	6 901	18 634	116 441	400 460
6114900000	Oth garments of oth textile materials,knitted/ crocheted	16 653	73 274	327 160	1 381 924
6115109000	Oth graduated compression hosiery,knitted/ crocheted	207	1 816	5 125	40 860
6115210000	Oth panty hose& tights of synthetic fibr,single yarn<67 decitex,knit	1 509	4 379	51 770	134 379
6115220000	Oth panty hose& tights of synthetic fibr,single yarn<67/ >67 decite	24	4 028	1 024	86 073
6115291000	Oth panty hose& tights of cotton,knitted/ crocheted	256	1 194	360	24 540
6115299000	Oth panty hose& tights of oth textilematerials, knitted/ crocheted	2 239	6 945	11 267	65 354
6115301000	Oth women's full-length,knee-lengthhosiery of cotton, single yarn	0	45	0	2 698
6115309000	Oth women's full-length,knee-lengthhosiery of not cotton,single y	24	34	1 862	2 046
6115940000	Footwear without applied soles of wool/ fine animal hair, knitted/c	13	218	317	8 369
6115950000	Footwear without applied soles of cotton, knitted/ crocheted	14 246	40 154	106 915	730 511
6115960000	Footwear without applied soles of synthetic fibres, knitted/ crochet	44 558	181 521	115 833	1 184 679
6115990000	Footwear without applied soles of oth textile material, knitted/ cro	613	17 440	4 520	108 703
6116101000	Divers' gloves, impregnated coatedplastics/ rubbers, knit/ croch	5	49	502	943
6116109000	Gloves,mittens,mitts, impregnatedcoated plastics/ rubbers, knit/ cr	16 283	79 244	225 767	1 120 620
6116910000	Gloves,mittens,of wool/ fine animal hairnot impregn coated plastic	0	119	0	749
6116920000	Gloves,mittens,of cotton not impregncoated plastics/ rubbers, knit	236	8 467	967	33 237
6116930010	Divers' gloves of synthetic fibres notimpregn coated plastics/ rubb	32	1 163	11	7 391
6116930090	Gloves,mittens,of synthetic fibres notimpregn coated plastics/ rubt	18 177	37 088	70 499	370 726
6116990000	Gloves,mittens,of oth textile materialsnot impregn coated plastics	71	2 385	700 213	738 657
6117101000	Shawls,scarves,mufflers,mantillas& the like of cotton, knitted/ croc	66	242	46 170	50 576
6117109000	Shawls,scarves,mufflers,mantillas& the like of not cotton,knittd/crc	8 292	41 049	101 300	631 634
6117801100	Ties, bow ties & cravats of wool/ fineanimal hair, knitted/ crochete	0	14	0	259
6117801900	Ties, bow ties & cravats of oth thanwool/ fine animal hair, knitted/	584	3 147	13 503	92 012
6117802000	Wrist band,knee band/ anide bandknitted/ crocheted	5 766	32 869	57 978	410 966
6117809000	Other clothing accessories, knitted/ crocheted	23 691	113 000	207 090	1 316 892
6117900000	Other parts of garment, knitted/ crocheted	33 202	128 690	353 626	1 327 652
6201110000	Men's/ boy's ovr coats,car coat,capes ofwool/ fine animal hair oth t	8	106	108	6 198
6201120000	Men's/ boy's ovr coats,car coat,capes of cotton oth than of heading	12	747	4 064	41 501
6201130000	Men's/ boy's ovr coats,car coat,capes of man-made fibr oth than of	3 325	83 740	55 720	809 512
6201190010	Men's/ boy's ovr coats,car coat,capes of silk oth than of heading 62	0	2	0	50
6201190020	Men's/ boy's ovr coats,car coat,capes of rami oth than of heading 6	0	4	0	44
6201190090	Men's/ boy's ovr coats,car coat,capes of oth textl matrl oth thn of h	505	891	1 827	3 681
6201910000	Men's/ boys' wind-cheaters,wind-jacketsof wool/ fne animl hair oth	0	14	0	639
6201920000	Men's/ boys' wind-cheaters,wind-jacketsof cotton oth than of heac	4 618	12 887	53 030	359 893
6201930000	Men's/ boys' wind-cheaters,wind-jacketsof man-made fibr oth thn	8 584	33 661	146 807	933 119
6201990010	Men's/ boys' wind-cheaters,wind-jacketsof silk oth than of heading	0	6	0	4 377
6201990020	Men's/ boys' wind-cheaters,wind-jacketsof rami oth than of headir	0	181	0	342

I.3. IMPOR MENURUT KOMODITI / IMPORT BY HS COMMODITY
***** MEI/MAY 2014 *****

HS	Uraian Komoditi Commodity Description	Berat Bersih / Net Weight (Kg)		Nilai / Value C.I.F (US\$)	
		Bulan ini Current Month	Kumulatif Cum.Jan. to date	Bulan ini Current Month	Kumulatif Cum.Jan. to date
6201990090	Men's/boys' wind-cheaters,wind-jacketsof oth textl matr l oth thn	299	6 483	10 574	157 468
6202110000	Women's/ girl's ovr coats,car coat,capesof wool/ fne animl hair oth	24	823	4 537	59 353
6202120000	Women's/ girl's ovr coats,car coat,capesof cotton oth than of head	212	7 170	15 759	204 218
6202130000	Women's/ girl's ovr coats,car coat,capesof man-made fibr oth thn c	2 374	11 438	84 357	437 806
6202190010	Women's/ girl's ovr coats,car coat,capesof silk oth than of heading	0	10	0	8 911
6202190090	Women's/ girl's ovr coats,car coat,capesof oth textl matr l oth thn c	7	187	1 310	8 699
6202910000	Women's/ girl's wind-cheaters,wind-jacketof wool/ fne animl hair o	1	213	67	8 313
6202920000	Women's/ girl's wind-cheaters,wind-jacketof cotton oth than of he	1 666	12 789	102 584	446 512
6202930000	Women's/ girl's wind-cheaters,wind-jacketof man-made fibr oth th	3 818	22 075	173 753	820 339
6202990010	Women's/ girl's wind-cheaters,wind-jacketof silk oth than of headi	0	12	0	5 592
6202990090	Women's/ girl's wind-cheaters,wind-jacketof oth textl matr l oth th	9	873	315	49 700
6203110000	Men's/boy's suits of wool/ fine animalhair, not knitted/ crocheted	68	331	14 628	45 144
6203120000	Men's/ boy's suits of synthetic fibres,not knitted/ crocheted	2	145	36	6 522
6203191090	Men's/boy's suits of cotton, not printedby trdtional batik process,r	3 414	9 337	5 625	16 525
6203199019	Men's/boy's suits of silk, not printedby trdtional batik process,not	0	8	0	37
6203199090	Men's/boy's suits of other textile maternot knitted/ crocheted	9	867	1 441	4 010
6203220090	Men's/boy's ensembles of cotton,notprinted by trdtional batik pro	15	15	7 039	7 039
6203230000	Men's/ boy's ensembles of syntheticfibres,not knitted/ crocheted	2 005	2 010	2 958	3 229
6203291000	Men's/boy's ensembles of wool/ fineanimal hair, not knitted/ croch	0	6	0	4 455
6203299000	Men's/boy's ensembles of other textilematerial, not knitted/ croch	0	110	0	317
6203310000	Men's/boy's jackets& blazers of wool/ fine animal hair, not knitted/	746	4 941	54 946	296 780
6203320090	Men's/boy's jackets& blazers of cotton,not printed by trdtional bat	3 938	38 161	135 449	776 906
6203330000	Men's/ boy's jackets& blazers of synthtcfibres, not knitted/ crochete	4 939	53 167	169 245	822 869
6203390000	Men's/boy's jackets& blazers of othertextile material, not knitt/ cro	625	5 062	37 886	268 058
6203410000	Men's/boy's trousers, breeches& shortsof wool/ fine animal hair,nc	288	2 659	26 218	173 705
6203421000	Men's/boy's bib& brace overalls ofcotton, not knitted/ crocheted	18	276	93	1 990
6203429000	Men's/boy's trousers, breeches& shortsof cotton, not knitted/ croc	367 403	1 012 776	3 021 584	13 585 507
6203430000	Men's/ boy's trousers, breeches& shortsof synthtc fibres,not knitt/ c	10 467	63 681	429 251	2 323 237
6203490010	Men's/boy's trousers, breeches& shortsof silk, not knitted/ crochete	0	3	0	595
6203490090	Men's/boy's trousers, breeches& shortsof oth textile material,not l	640	14 952	40 299	303 536
6204110000	Women's/ girl's suits of wool/ fineanimal hair,not knitted/ crochete	0	30	0	30 164
6204120090	Female's suits of cotton, not printed bytraditional batik process	6 297	9 733	11 909	21 494
6204130000	Female's suits of synthetic fibres	1 431	5 066	3 391	11 178
6204190019	Female's suits of silk, not printed bytraditional batik process	2	2	4	4
6204190090	Female's suits of oth textiles, not silk	0	68	0	1 125
6204210000	Female's ensembles of wool/ fine animalhair	0	2	0	1 538
6204220090	Female's ensembles of cotton, notprinted by tradtional batik proce	189	345	458	9 469
6204230000	Female's ensembles of synthetic fibres	5	9	186	296
6204290090	Female's ensembles of other textiles,not silk	0	5	0	2 692
6204310000	Female's jackets & blazers of wool/ fineanimal hair	5	290	1 813	48 422
6204320090	Female's jackets & blazers of cotton,not printed by traditional bati	5 873	44 856	115 330	722 341
6204330000	Female's jackets & blazers of syntheticfibres	11 750	50 779	201 248	959 442
6204390019	Female's jackets and blazers of silk,not printed by traditional batik	0	77	0	18 415
6204390090	Oth female's jackets and blazers of othtextiles, not silk	1 013	3 998	65 777	276 121
6204410000	Female's dresses of wool/ fine animalhair	13	130	8 921	25 906
6204420090	Female's dresses of cotton, not printedby tradtional batik process	71 812	166 813	454 458	1 840 757
6204430000	Female's dresses of synthetic fibres	121 518	346 012	927 851	3 740 484
6204440000	Female's dresses of artificial fibres	7 884	27 383	427 375	1 549 699
6204490019	Female's dresses of silk, not printed bytradtional batik process	246	1 799	50 439	289 901
6204490090	Female's dresses of oth textiles, not silk and not by traditonal batik	4 555	30 871	40 913	199 518
6204510000	Female's skirts & divided skirts of wool/ fine animal hair	0	165	0	14 134
6204520090	Female's skirts & divided skirts ofcotton, not by traditional batik pi	19 762	64 813	298 146	959 650
6204530000	Female's skirts & divided skirts ofsynthetic fibres	10 044	55 872	283 828	1 182 771
6204590019	Female's skirts & divided skirts of silk, not by traditional batik proc	24	90	6 838	27 777
6204590090	Female's skirts & divided skirts of othtextiles,not silk	797	5 127	49 431	276 017
6204610000	Female's trousers/bib& brace overall/ breeches/ shorts of wool/ fine	7	104	1 693	22 483
6204620000	Female's trousers/bib& brace overall/ breeches/ shorts of cotton	354 699	1 008 517	3 097 798	12 975 016
6204630090	Female's trousers/ shorts/ etc of synthtcfibres not for clothing avia	16 232	69 670	348 298	1 961 112
6204690000	Female's trousers/ shorts/ etc of oth woolor fine animal hair and co	13 253	32 524	381 584	1 379 506
6205200010	Male's shirts of cotton, printed bytraditional batik process	4	380	45	19 023
6205200090	Male's shirts of cotton, not printed bytraditional batik process	89 483	293 390	1 388 763	7 580 140
6205300000	Male's shirts of man-made fibres	12 434	25 885	107 099	465 864
6205901000	Male's shirts of oth textiles of wool orfine animal hair	0	232	0	2 817
6205909011	Male's shirts of silk, printed bytraditional batik process	0	6	0	2 596
6205909019	Male's shirts of silk, not printed bytraditional batik process	4	812	479	26 911
6205909090	Male's shirts of oth wool or fine animalhair, not silk	2 914	22 329	131 457	686 596
6206100090	Female's blouses/ shirts/ shirt blouses of silk/ waste, not by trad bati	799	5 639	87 171	559 135
6206200000	Female's blouses/ shirts/ shirt blouses of wool/ fine animal hair	4	13	3 036	7 157

I.3. IMPOR MENURUT KOMODITI / IMPORT BY HS COMMODITY
***** MEI / MAY 2014 *****

H S	Uraian Komoditi Commodity Description	Berat Bersih / Net Weight (Kg)		Nilai / Value C.I.F (US\$)	
		Bulan ini Current Month	Kumulatif Cum.Jan. to date	Bulan ini Current Month	Kumulatif Cum.Jan. to date
6206300010	Female's blouses/ shirts/ shirt blouses of cotton, by traditional batik	162	163	7 547	7 553
6206300090	Female's blouses/ shirts/ shirt blouses of cotton, not by traditional batik	146 185	678 787	1 155 770	4 984 159
6206400000	Female's blouses/ shirts/ shirt blouses of man-made fibres	45 578	224 719	1 459 271	7 103 837
6206900000	Female's blouses/ shirts/ shirt blouses of other textiles	3 664	15 128	276 351	894 827
6207110000	Male's underpants & briefs of cotton	737	2 622	21 141	103 110
6207190000	Male's underpants & briefs of other textiles, not cotton	0	3 555	0	10 714
6207210010	Male's nightshirts & pyjamas of cotton, printed by traditional batik	184	184	3 768	3 768
6207210090	Male's nightshirts & pyjamas of cotton, not printed by traditional batik	0	2 769	0	15 414
6207220000	Male's nightshirts & pyjamas of manmade fibres	0	170	0	9 563
6207910000	Male's wear, not underpants/ briefs/ nightshirts/ pajamas of cotton	0	208	0	7 105
6207991000	Male's wear, not underpants/ briefs/ nightshirts/ pajamas of man-made fibres	0	53	0	1 832
6207999000	Male's wear, not underpants/ briefs/ nightshirts/ pajamas of other textiles	906	8 716	4 732	40 884
6208110000	Female's slips & petticoats of man-made fibres	17	86	586	3 390
6208190000	Female's slips & petticoats of other textiles	0	27	0	793
6208210090	Female's nightdresses & pajamas of cotton, not by traditional batik	2 960	17 516	16 360	61 495
6208220000	Female's nightdresses & pajamas of manmade fibres	160	724	10 160	16 559
6208290019	Female's nightdresses & pajamas of silk, not printed by traditional batik	0	19	0	3 051
6208290090	Female's nightdresses & pajamas, not cotton & other textiles	0	5	0	197
6208910011	Female's negliges of cotton printed by traditional batik process	15	15	1 945	1 945
6208910019	Female's negliges of cotton not printed by traditional batik process	0	28	0	895
6208910090	Other female's negliges of cotton	1 850	9 667	8 205	40 860
6208920019	Female's negliges of man made fibres, not printed by traditional batik	147	553	5 498	15 840
6208920090	Other female's wear of cotton, not negliges	1 312	13 593	18 594	95 948
6208999000	Female's wear of other textiles, not wool or fine animal hair	31	229	1 403	12 505
6209203000	Babies' t-shirts, shirts, pajamas, same items of cotton	1 352	7 654	32 121	226 303
6209209010	Babies' suits, pants and same items of cotton, not t-shirts/ shirts/ pajamas	1 151	14 382	29 692	362 704
6209209090	Other babies' suits, pants and same items of cotton, not t-shirts/ shirts/ pajamas	96 565	272 372	184 897	670 751
6209301000	Babies' suits, pants & same items of synthetic fibres	1 423	2 898	25 316	43 670
6209303000	Babies' t-shirts, shirts, pajama, & same items of synthetic fibres	0	489	0	14 247
6209304000	Babies' clothing accessories of synthetic fibers	1	630	25	16 245
6209309000	Babies' garments of synthetic fibers, not suits/ pants/ t-shirts/ shirts/ pajamas	1 538	17 287	34 777	343 028
6209900000	Babies' garments & clothing accessories of other textiles, not cotton/ synthetic fibres	25	842	1 507	28 454
6210101100	Work protective garment of chemicals/ radiation/ fire from fabrics of cotton	0	1 982	0	48 003
6210101900	Work protective garment of other hazardous substances from fabrics of other materials	59	4 604	1 484	40 666
6210109000	Garment from fabric 5602/5603, not for work protective	4 500	10 137	26 167	94 520
6210202000	Other garment of subhead 620111-620119, protective work from fire	0	84	0	7 747
6210204000	Other garment of subhead 620111-620119, of other protective work	476	671	1 071	2 273
6210209000	Other garment of subhead 620111-620119, for protective work from fire	140	650	30 052	58 911
6210304000	Other garment of subhead 620211-620219, of other protective work	614	614	618	618
6210309000	Other garment of subhead 620211-620219, for protective work from fire	1 614	4 576	32 078	103 561
6210401000	Other male garment of 5602/03;5903/06/07 for protective work from fire	16 889	16 895	79 138	79 295
6210409000	Other male garment of 5602/03;5903/06/07 for protective work from other materials	701	20 186	60 024	350 269
6210509000	Other female garment of 5602/03;5903/06/07 for protective work from other materials	2 867	62 737	76 425	713 525
6211110000	Male's swimwear	942	5 414	33 919	200 161
6211120000	Female's swimwear	21 332	76 847	237 549	851 329
6211200000	Garments ski suits for male and female	0	80	0	449
6211329000	Other male's garments of cotton not for fencing/ wrestling/ pilgrimage	5 417	9 221	12 371	54 996
6211339000	Other male's garments of man-made fibre to protect from other hazards	3 251	24 014	3 917	135 087
6211391000	Other male's garments of synthetic fibres for fencing/ wrestling	0	8	0	111
6211399000	Other male's garments of synthetic fibre to protect from other hazards	20	2 480	1 082	19 905
6211421000	Other female's garments of cotton for fencing/ wrestling	0	616	0	9 610
6211429000	Other male's garments of cotton not for fencing/ wrestling/ prayer clothing	2 803	8 927	58 847	242 029
6211431000	Other female's garment of man-made fibre for surgical gowns	1	1	10	10
6211439000	Other female's garment of man-made fibre not for subhead 6211431	4 753	45 800	202 173	2 013 429
6211491000	Other female's garment of other textiles for fencing/ wrestling	0	255	0	1 536
6211494000	Other female's garment of wool/ fine animal hair	0	90	0	533
6211499000	Other female's garment of other textiles not for fencing/ wrestling/ pilgrimage	72	1 039	4 338	62 641
6212101000	Brassieres of cotton, not knitted/ crocheted	42 257	158 861	408 142	1 785 769
6212109000	Brassieres of other textiles, not knitted/ crocheted	661 154	2 602 935	1 906 888	8 390 123
6212201000	Girdles & panty-girdles of cotton, not knitted/ crocheted	2	2	26	26
6212209000	Girdles & panty-girdles of other textile materials, not knitted/ crocheted	1 344	18 958	71 809	578 769
6212301000	Corsets of cotton, not knitted/ crocheted	0	15	0	1 231
6212309000	Corsets of other textile materials, not knitted/ crocheted	645	6 668	21 330	101 961
6212901900	Suspenders/ garters/ braces of cotton not for treatment scar/ athletic	20	1 860	1 275	40 131
6212909200	Suspenders/ garters/ braces of other textiles for athletic supporters	0	11 203	0	234 110
6212909900	Suspenders/ garters/ braces of other textiles not for treatment scar/ athletic	47 037	257 548	879 887	5 269 367
6213209000	Handkerchiefs of cotton, not printed by traditional batik process	1 354	19 982	6 013	46 173
6213901900	Handkerchiefs of silk/ waste, not printed by traditional batik process	27	85	849	5 157

I.3. IMPOR MENURUT KOMODITI / IMPORT BY HS COMMODITY

*** MEI / MAY 2014 ***

HS	Uraian Komoditi Commodity Description	Berat Bersih / Net Weight (Kg)		Nilai / Value C.I.F (US\$)	
		Bulan ini Current Month	Kumulatif Cum.Jan. to date	Bulan ini Current Month	Kumulatif Cum.Jan. to date
6213909900	Handkerchiefs of oth textiles not silk/waste, not by traditional bati	232	252	2 186	2 709
6214109000	Syals/ scarves/ mufflers/ mantillas/ veilsof silk/waste, not by trad ba	143	2 364	28 719	228 219
6214200000	Syals/ scarves/ mufflers/ mantillas/ veilsof wool/fine animal hair	234	367	15 651	40 040
6214301000	Syals/ scarves/ mufflers/ mantillas/ veilsof synth fibres, by trad batik	0	2	0	62
6214309000	Syals/ scarves/ mufflers/ mantillas/ veilsof synth fibres, not by trad b	399 185	1 285 209	344 160	1 986 859
6214409000	Syals/ scarves/ mufflers/ mantillas/ veilsof artificial fibres, not trad b	14 726	48 242	50 545	245 802
6214909000	Syals/ scarves/ mufflers/ mantillas/ veilsof oth textiles, not by trad b	411	28 960	27 072	263 559
6215109000	Ties/bow ties/ cravats of silk/waste,not printed by traditional batik	257	4 066	21 729	162 305
6215209000	Ties/bow ties/ cravats of man-made fibres, not printed by tradition	383	1 341	12 186	42 452
6215909000	Ties/bow ties/ cravats of oth textiles,not printed by traditional bati	711	1 261	2 495	13 889
6216001000	Protective work gloves, mittens & mitts	3 106	35 902	24 974	117 053
6216009100	Oth gloves, mittens & mitts of wool/fineanimal hair	0	585	0	2 479
6216009200	Oth gloves, mittens & mitts of cotton	23	4 875	791	23 123
6216009900	Oth gloves, mittens & mitts not wool/fine animal hair/cotton	3 332	9 368	72 832	234 208
6217101000	Accesories of oth made up clothing, oththan hd 6212 for judo belt:	19 125	89 754	560 433	2 095 633
6217109000	Accesories of oth made up clothing, oththan hd 6212, not for judo	53 335	329 536	1 061 814	5 088 478
6217900000	Parts of garments or clothing accssories oth than of heading 6212	56 601	319 921	1 113 868	6 771 500
6301100000	Electric blankets	49	51	466	486
6301200000	Blankets (not electric) & trvelling rugsof wool/fine animal hair	90	245	1 117	27 631
6301300090	Blankets (not electric) & trvelling rugsof cotton	25 628	99 736	17 492	106 594
6301400010	Blankets (not electric) & trvelling rugsof synthtc fibres of nonwove	21 505	28 980	32 247	51 512
6301400090	Blankets (not electric) & trvelling rugsof synthtc fibres of woven fa	235 181	1 379 351	441 161	2 937 430
6301900010	Oth blankets & travelling rugs, nonwoven fabrics of nonwoven fab	0	79	0	991
6301900090	Oth blankets & travelling rugs of wovenfabrics	17 652	35 872	157 680	221 523
6302100000	Bed linen, knitted/ crocheted	1 253	3 585	22 870	35 674
6302210000	Oth bed linen of cotton, printed	6 528	29 773	82 517	385 889
6302221000	Oth bed linen of man-made fibres ofnonwoven fabrics, printed	0	134	0	571
6302229000	Oth bed linen of man-made fibres ofwoven fabrics, printed	12 758	76 856	96 977	549 161
6302290000	Oth bed linen of oth textiles, printed	0	251	0	10 074
6302310000	Oth bed linen of cotton, not printed	3 206	42 230	35 682	541 733
6302329000	Oth bed linen of man-made fabrics ofwoven fabrics	20 083	44 615	421 388	595 750
6302390000	Oth bed linen of oth textiles, notprinted	10	335	273	4 491
6302400000	Table linen, knitted or crocheted	701	1 685	220 678	230 659
6302510090	Oth table linen of cotton, not printedby traditional batik process	147	1 025	48 046	77 839
6302530000	Oth table linen,of man-made fibres	7 338	36 117	19 105	134 599
6302590000	Oth table linen,of oth textiles	790	1 933	2 521	10 822
6302600000	Toilet&kitchen linen of terry towelling/ similar terry fabrics of cott	172 256	672 040	269 523	1 292 958
6302910000	Oth linen not for bed, table, toilet & kitchen of cotton	1 014	5 298	13 894	59 448
6302930000	Oth linen not for bed, table, toilet & kitchen of man-made fibres	42 370	92 987	133 060	466 327
6302990000	Oth linen not for bed, table, toilet & kitchen of oth textiles	8 236	9 451	46 459	50 483
6303120000	Curtains (inc drapes) & int blinds/bedvalances of synth fibres, knitt	726	14 298	6 138	149 295
6303199000	Curtains (inc drapes) & int blinds/bedvalances of oth cotton, knitte	465	6 287	5 959	25 309
6303910000	Curtains (inc drapes) & int blinds/bedvalances of cotton, not knitte	13	483	635	4 814
6303920000	Curtains (inc drapes) & int blinds/bedvalances of synth fibres, not l	4 449	79 271	38 110	497 773
6303990000	Curtains (inc drapes) & int blinds/bedvalances of oth textiles, not k	1 668	6 538	6 393	25 650
6304110000	Bedspreads, knitted/ crocheted	2 892	2 892	39 107	39 107
6304191090	Bedspreads of cotton, not printed bytraditional batik process	91	4 891	2 922	36 820
6304192000	Bedspreads of nonwoven, not knitted/ crocheted	79	79	277	277
6304199000	Bedspreads from woven, not knitted/ crocheted and not from cott	5	33	151	566
6304911000	Mosquito nets, knitted/ crocheted	0	9 239	0	83 116
6304919000	Oth furnishing artcl, not bedspread/ mosquito nets, knitted/ croche	0	287	0	4 768
6304920000	Oth furnishing artcl of cotton, notbedspread & not knitted/ crochel	201	16 609	2 483	222 588
6304930000	Oth furnishing artcl of synthetic fibres, not bedspread & not knitte	3 792	36 888	32 348	244 148
6304990000	Oth furnishing artcl of oth textiles,not bedspread & not knitted/cr	49	23 240	1 454	189 963
6305101100	New sacks & bags of jute for packinggoods	420 018	4 540 837	342 591	3 427 113
6305101900	New sacks & bags of oth textiles bastfibres of hd 5303 for packing	8 852	32 579	91 472	377 318
6305102900	Used sacks & bags of oth textiles bastfibres of hd 5303 for packing	1	1	423	423
6305200000	Sack&bag of cotton for packing goods	3 980	16 024	419 070	686 765
6305321000	Flxible intrmdiate bulk containrs ofsynthetic textiles, nonwoven	16 680	34 546	51 360	120 086
6305329000	Flxible intrmdiate bulk containrs of syntxtiles, nonwoven & not kni	8 623	281 951	41 060	1 234 127
6305332000	Sack&bag of polyethylene/ polypropylenestrip/ same items of wove	0	5 406	0	8 233
6305339000	Sack&bag of polyethylene/ polypropylenestrip, not knitted/ crochel	35 259	244 112	135 048	729 706
6305391000	Oth sack&bag of synthetice textils of nonwoven	64	288	493	3 110
6305392000	Oth sack&bag of synthetice textils, knitted/ crocheted	0	79	0	4 275
6305399000	Oth sack&bag of synthetice textils of woven & not knitted/ crochet	5 177	8 629	31 397	81 502
6305909000	Sacks & bags of oth textiles not hemp/coconut (coir) of heading 53	0	2 055	0	16 901
6306120000	Tarpaulins, awnings & sunblinds ofsynthetic fibres	16 197	106 305	51 963	398 258
6306199000	Tarpaulins, awnings & sunblinds of othtextiles, not coir fibres/ cott	23 963	43 323	3 830	29 394

I.3. IM POR M ENURUT KOM ODITI / IM PORT BY HS COM M ODITY
***** MEI/ MAY 2014 *****

H S	Uraian Komoditi Commodity Description	Berat Bersih / Net Weight (Kg)		Nilai / Value C.I.F (US\$)	
		Bulan ini Current Month	Kumulatif Cum.Jan. to date	Bulan ini Current Month	Kumulatif Cum.Jan. to date
6306220000	Tents of synthetic fibres	36 874	115 186	131 356	335 293
6306299000	Tents of oth textiles, oth than cotton	56	45 848	107	403 752
6306300000	Sails for boats/sailboards/ landcraft	297	2 317	2 677	66 712
6306401000	Pneumatic mattresses of cotton	0	8 204	0	25 716
6306409000	Pneumatic mattresses, oth than cotton	1	32 983	2	128 924
6306900010	Camping goods of cotton	0	71	0	409
6306900099	Camping goods of oth textiles of woven	0	2 060	0	15 554
6307101000	Floor/dish/similar cleaning clothes ordusters of nonwoven	162	7 932	1 634	130 685
6307102000	Floor/dish/similar cleaning clothes ordusters of felt	1	7	1	105
6307109000	Floor/dish/similar cleaning clothes ordusters woven oth than felt	67 623	249 941	473 595	2 008 207
6307200000	Life-jackets & life-belts	7 896	53 545	67 774	293 168
6307903000	Umbrella covers in triangular piece	0	5	0	42
6307904000	Surgical masks	655	6 258	27 358	175 871
6307906100	Harnesses safety suitable for industrialuse	0	2 796	0	28 030
6307906900	Harnesses safety suitable not forindustrial use	7 307	27 551	14 418	228 702
6307907000	Fans and handscreens	2	3	148	152
6307909000	Oth made up artcils, not umbrella covers/surgical masks/harnesse	91 000	351 949	1 046 676	3 801 346
6308000000	Sets, consist of woven fabric& yarn w/ oaccessories txtiles articles f	20 386	61 052	134 003	483 496
6309000000	Worn clothing & oth worn articles.	0	5 247	0	4 497
6310109000	Scrap twine/cordage/ rope/cbles worn outarticles of those, sorted	1	37 204	17	17 168
6310901000	Used/ new rags, unsorted	0	1	0	2
6310909000	Scrap twine/cordage/ rope/cbles worn outarticles of those, unsort	0	780	0	2 155
6401100000	Waterproof footwear incorp protectivemetal toe-cap with outer s	24 051	96 636	22 101	106 250
6401920000	Oth waterproof footwear, covering theankle but not cover the kne	1 138	107 456	1 763	144 264
6401990000	Oth waterproof footwear with outer solesplastic by stitching, riveti	0	9 014	0	221 884
6402199000	Sports footwear not for wrestling/ski/ same items with upper of ru	151 712	550 728	1 605 049	8 485 966
6402200000	Footwear with upper straps/thongsassembled to the sole by mean	23 858	82 626	82 562	364 381
6402911000	Diving boots covering the ankle withupper of rubber/plastics	0	5 190	0	56 209
6402919100	Oth diving boots cover the ankle incorprotective metal toe-cap, r	2 140	8 893	45 344	202 044
6402919900	Oth diving boots cover the ankle notincorp protct mtl toe-cap, ru	35 281	103 664	205 805	848 050
6402991000	Oth footwear not cover the ankle incorprotect metal toe-cap, ruk	2 874	11 356	35 517	202 333
6402999000	Oth footwear not cover the ankle & notincorp protct mtl toe-cap	2 427 174	11 323 371	9 322 853	36 862 119
6403191000	Sports footwear fitted with spikes,cleats or the same item, leather	979	3 445	31 076	155 165
6403192000	Sports footwear for riding boots orbwling shoes, leathers	0	95	0	467
6403199000	Sports footwear not fitted with spikes/bowling/wrstling/weight lifl	20 098	186 973	369 943	3 614 526
6403200000	Footwear, outer soles of leather, uppersof leather straps accros,in	50	173	108	865
6403400000	Oth footwear incorp protect metal toecap with upper of leathers	258 187	1 127 066	2 703 133	11 823 484
6403510000	Oth footwear with outer sole of leathercovering the ankle	139	285	12 228	28 994
6403590000	Oth footwear with outer sole of leather,not covering the ankle	338	8 486	46 248	657 793
6403910000	Oth footwear, not for sprts/incorp metaltoe-cap protect, covering	27 773	74 593	328 799	1 791 246
6403990000	Oth footwear, not for sprts/incorp metaltoe-cap protect, not cover	127 016	601 214	3 121 695	15 471 309
6404111000	Sports footwear with outer sole rubbr/plstc, with spike/cleat	0	879	0	24 953
6404119000	Sports footwear not fitted with spikes/wrstling/weight lifting/the l	39 262	467 694	916 269	7 442 023
6404190000	Oth sports footwear for oth purposedwith outer soles of rubber/p	283 286	2 763 203	3 138 139	13 826 356
6404200000	Oth footwear with outer soles of leather/composition leather	22	9 849	6 421	205 664
6405100000	Oth footwear, with uppers of leather/composition leather	0	42	0	168
6405200000	Oth footwear, with uppers of textiles	2 926	4 953	46 394	101 136
6405900000	Oth footwear, with upper of ith leather/composition leather/textil	71 513	240 766	247 523	972 286
6406101000	Uppers & parts thereof, oth than stiffeners of metal toe-caps	51 874	259 801	267 033	967 508
6406109000	Uppers & parts thereof, oth than stiffeners & not fitted with metal	196 916	965 664	2 953 776	12 563 331
6406200000	Parts of footwear with outer soles & heels, of rubber/plastics	728 352	3 914 406	5 789 322	33 699 832
6406901000	Parts of footwear of wood	0	15	0	6 778
6406902100	Oth parts of footwear of metal of iron/steel	4 837	95 726	38 935	369 874
6406902910	Oth parts of footwear of metal of copper	2 596	5 710	21 852	36 779
6406902990	Oth parts of footwear of oth metal, notiron/steel/copper	14 296	68 594	229 700	1 053 148
6406903100	Oth parts of footwear of rubber/plasticin-soles	77 403	440 546	981 505	6 488 875
6406903200	Oth parts of footwear of rubber/plasticcomplete-soles	6 461	32 868	57 223	446 458
6406903900	Oth parts of footwear of rubber/plasticout-soles	188 421	781 951	2 411 914	8 957 176
6406909100	Oth parts of footwear of oth materialsfor gaiters/leggings/ same it	3 273	27 561	77 077	149 819
6406909900	Oth parts of footwear of oth materialsnot for gaiters/leggings/sam	292 253	1 448 593	2 852 742	13 645 956
6501000000	Hat-forms/bodies,hood of felt,not blockshape, not brims, plateau	0	1 705	0	3 635
6504000000	Hats& oth headgear/plaited by assemblingstrips of any material, tr	3 923	50 976	46 478	457 558
6505001000	Hats& oth headgear of a kind used forreligious purposes, knitted/c	12 691	15 742	30 202	105 216
6505002000	Hats& oth headgear, knitt/crochet, hair-nets, knitted/crocheted	4 561	29 554	88 702	600 642
6505009000	Oth hats& oth headgear, not for hair-nets/religious purposes, knitt	29 498	106 422	312 641	1 318 902
6506101000	Protective helmets for motorcyclistswhether/not lined/trimmed	5	37 879	59	306 132
6506102000	Industrial safety & firefighters helmets, excl steel helmets whether	18 956	98 401	141 619	696 455
6506103000	Steel helmets safety	0	1 283	0	123 637

I.3. IM POR M ENURUT KOM ODITI / IM PORT BY HS COM M ODITY

*** MEI/ MAY 2014 ***

H S	Uraian Komoditi Commodity Description	Berat Bersih / Net Weight (Kg)		Nilai / Value C.I.F (US\$)	
		Bulan ini Current Month	Kumulatif Cum.Jan. to date	Bulan ini Current Month	Kumulatif Cum.Jan. to date
6506104000	Water polo headgear	0	75	0	587
6506109000	Oth safety headgear, not for motocyclist/industrial/ firefighters/ ste	12 857	94 573	81 336	850 091
6506910000	Oth headgear of rubber/ of plastics	8 715	22 720	7 899	54 981
6506991000	Oth headgear of furskin	18 441	26 772	167 460	228 541
6506999000	Oth headger of oth materials, notfurskin	2 716	24 477	46 249	621 899
6507000000	Head-band,lining,cover,hat foundation,hat frame,peak&chinstrap,	22 447	87 490	110 945	593 332
6601100000	Garden/ similar umbrellas	53 968	217 321	66 704	310 410
6601910000	Umbrellas & sun umbrellas having atelescopi shaft	108 894	312 801	87 005	218 336
6601990000	Umbrellas & sun umbrellas not having atelescopi shaft	381 376	2 743 943	374 425	2 665 309
6602000000	Walking-sticks, seat-sticks, whips, riding crops & the like.	26 818	46 118	106 127	186 114
6603200000	Umbrella frames, including frames mounted on shafts (sticks)	53 946	190 880	72 698	246 527
6603901000	Parts, trimmings & accessories forarticles of heading 6601	22 841	95 356	39 710	124 938
6603902000	Parts, trimmings & accessories forarticles of heading 6602	21	14 226	5 369	31 464
6701000000	Skin&oth part of bird with feathr/ down,feathr,part of feathr,down	1 006	2 510	178 673	445 798
6702100000	Artificial flower, foliage, fruit, & parts thereof of plastics	189 461	824 067	443 624	2 026 606
6702901000	Artificial flower, foliage, fruit, & parts thereof of paper	481	707	12 138	13 781
6702902000	Artificial flower, foliage, fruit, & parts thereof of textiles	56	15 992	5 197	77 535
6702909000	Artific flower,foliage,fruit&partsthereof of oth mterials, not paper,	29 172	219 507	100 056	634 049
6703000000	Human hair, dressed, thinned, bleached,othwise worked for wigs/	58 689	234 123	1 295 688	6 491 621
6704110000	Complete wigs of synthetic textiles	619	4 414	4 067	78 794
6704190000	False beards, eyebrows, eyelashes,switches of synthetic textiles	3 089	12 615	83 777	240 243
6704200000	Wigs, false beards, eyebrows,eyelashesof human hair	0	20	0	15 576
6704900000	Wigs, false beards, eyebrows,eyelashes,of oth materials	7 726	26 971	130 858	407 470
6801000000	Setts, curbstones & flagstones, of naturals stone (except slate)	19 214 270	118 595 359	245 037	1 232 125
6802100000	Tiles, cubes, similar articles, square <7 cm, artif colored, chipping &	72 260	110 716	8 007	20 582
6802210000	Oth monmental/ building stone of marble,travertine, alabaster, sin	2 171 726	9 546 608	998 905	4 333 421
6802230010	Oth monmental/ building stone of granitwith polished slabs	444 835	3 818 775	91 308	1 472 599
6802230090	Oth monmental/ building stone of granitwith not polished slabs	28 098	260 819	13 681	81 053
6802299000	Monumental/ building stone of oth stone, simply cut/ sawn with a fl	118	543 724	2 511	30 353
6802911000	Oth article monumental/ building of marble	1 521 227	7 810 715	594 504	3 122 475
6802919000	Oth article monumental/ building of travertine & alabaster	16 161	20 036	12 537	21 815
6802930000	Oth article monumental/ building of granite	2 743 019	12 239 042	1 326 914	5 172 288
6802990000	Oth article monumental/ building of oth stones, not marble/ traverti	255 599	1 209 870	46 874	452 956
6803000000	Worked slate&articles of slate or of agglomerated slate	243 807	607 659	69 656	187 813
6804100000	Millstones & grindstones for milling, grinding & pulping	821 478	4 160 354	1 783 150	7 945 593
6804210000	Oth millstone/ grindstone for grinding of agglomerated synt/ natur	59 161	651 877	1 199 673	6 043 352
6804220000	Oth millstone/ grindstone of oth agglomerabrasv/ cramc for grindin	591 472	3 719 520	2 352 707	11 970 573
6804230000	Oth millstone/ grindstone of naturl stonefor grinding wheel&the lik	108 754	718 017	206 124	1 039 598
6804300000	Hand sharpening/ polishing stones	271 052	1 446 826	192 082	1 001 777
6805100000	Natural/ artificial abrasive powder/ grainon a base of woven textile	328 435	1 704 077	1 419 729	6 699 095
6805200000	Natural/ artificial abrasive powder/ grainon a base of paper/ paperb	194 944	1 115 409	813 210	3 610 660
6805300010	Natural/ artificial abrasive powder/ grainon a base of polishing disc	31 196	130 803	157 909	681 748
6805300090	Natural/ artificial abrasive powder/ grainon a base of oth materials,	79 699	440 401	295 447	1 594 819
6806100000	Slag wool, rock wool & similar mineralwools in bulk/ sheets/ rolls	754 941	4 674 589	1 515 557	7 034 918
6806200000	Exfoliated vermiculite, expanded clays, foamed slag& similar expans	136 177	300 645	87 268	357 486
6806900000	Mixture& article of heat/ sound insulating or sound absorb mineral	570 876	3 214 258	1 174 599	8 386 972
6807100000	Articles of asphalt/ of similar materialin rolls	1 059 633	4 250 150	761 371	3 246 202
6807909000	Articles of asphalt/ of similar materialof oth tiles, not in rolls	1 305 637	6 290 827	1 227 437	6 147 871
6808001000	Roofing tiles, panels, boards, blocks & similar articles of coir fibres/ :	155 496	687 774	134 178	540 243
6808009000	Chips, particles, sawdust or oth waste of wood, agglomer with ceme	306 360	1 787 256	210 551	2 962 814
6809110000	Board, sheet, panels, tiles, reinforced with paper/ board only	4 721 198	24 369 276	1 014 680	4 681 542
6809191000	Oth articles of plaster/ of compositions based on plaster of tiles	0	3	0	15
6809199000	Oth articles of plaster/ of compositions based on plaster of oth tiles	1 942 173	6 512 203	371 360	1 807 314
6809901000	Dental moulds of plaster	0	50	0	333
6809909000	Oth articles of plaster/ cmpsitions based on plaster, not dental moi	8 701	8 961	53 361	55 381
6810110000	Building blocks & bricks	24 896	133 042	9 275	85 230
6810191000	Tiles, reinforced or not	132 007	272 639	66 216	135 575
6810199000	Flagstones, reinforced or not	202 246	1 320 769	433 428	2 643 620
6810910010	Concrete building piles for building or civil engineering	12 830 034	62 955 954	1 549 596	9 521 259
6810910090	Oth prefabricated structural components for building or civil engin	15 667	23 625	15 022	33 664
6810990000	Oth prefabricated structural components, reinforced or not	15 892	251 924	24 745	418 600
6811401000	Corrugated sheets containing asbestos	0	21 282	0	8 528
6811402100	Floor or wall tile containing asbestos & plastics	0	2 509	0	3 505
6811402900	Floor or wall tile containing othasbestos, not plastics	25 578	205 741	20 196	149 852
6811403000	Tubes or pipes containing asbestos	1 099	3 794	13 522	42 533
6811404000	Tubes or pipes fittings containingasbestos	3	278	200	9 058
6811409000	Oth articles of asbestos cement	56 700	139 577	30 471	62 109
6811810000	Corrugated sheets not containingasbestos	0	113	0	785

I.3. IM POR M ENURUT KOM ODITI / IM PORT BY HS COM M ODITY
***** MEI/ MAY 2014 *****

H S	Uraian Komoditi Commodity Description	Berat Bersih / Net Weight (Kg)		Nilai / Value C.I.F (US\$)	
		Bulan ini Current Month	Kumulatif Cum.Jan. to date	Bulan ini Current Month	Kumulatif Cum.Jan. to date
6811821000	Floor or wall tile of cellulose fibre-cement containing plastics only	0	464 435	0	125 427
6811829000	Floor or wall tile of cellulose fibre-cement, not containing asbestos	2 058 583	11 277 988	568 076	3 035 048
6811891000	Tubes/pipes of cellulose fibre-cement	500	10 550	9 996	56 821
6811892000	Tubes/pipes fittings of cellulose fibre-cement	0	374	0	15 118
6811899000	Other article of cellulose fibre cement, not tubes/pipes/pipes fittings	10 222	119 480	30 415	145 221
6812802000	Clothing of crocidolite fibres	232	232	6 695	6 695
6812803000	Paper, millboard and felt of crocidolite fibres	0	12 906	0	8 133
6812804000	Floor or wall tiles of crocidolite	19	19	21	21
6812805000	Cloth accessories, footwear & headgear fabricated crocidolite fibres	5 372	35 571	30 415	192 662
6812809000	Other articles of crocidolite fibres	11 595	269 003	66 998	1 533 134
6812919000	Clothing accessories, footwear & headgear of other crocidolite fibres	17 220	72 778	170 608	756 247
6812920000	Paper, millboard and felt of other crocidolite fibres	0	354	0	9 389
6812930000	Compressed asbestos fibre jointing of other crocidolite fibres in sheets	217 813	423 807	129 887	407 570
6812991100	Fabric asbestos fibres, other crocidolite, mixed with a basis of asbestos & Mg carb	1 596	89 956	7 244	105 436
6812991900	Other fabric asbestos fibres not mixed with a basis of asbestos	9 966	27 837	7 908	24 752
6812992000	Floor/wall tiles of fabricated asbestos (other crocidolite)	0	9 690	0	9 564
6812999000	Other fabricated asbestos fibres of other crocidolite, not fabricated floor/wall tiles	38 126	250 311	53 764	641 584
6813201000	Brake lining & pad of friction material and articles, containing asbestos	34 097	210 291	292 049	1 696 661
6813209000	Other than brake lining & pad of friction material and article, containing asbestos	17 287	71 253	21 305	220 417
6813810000	Brake lining & pad of friction material & article, not containing asbestos	192 736	796 104	2 157 091	9 696 205
6813890000	Other than brake lining & pad of friction material & article, not containing asbestos	68 761	517 152	990 806	8 013 548
6814100010	Worked mica & article of mica, agglomerated, sheets, strips, simply cut	3 482	29 300	43 757	357 599
6814100090	Worked mica & article of mica, agglomerated, plates	5 571	67 099	25 161	154 111
6814900010	Worked mica & articles of mica, in rolls & pieces, simply cut to shape	160	2 748	7 710	44 375
6814900090	Other worked mica & articles of mica	321	5 587	35 161	167 760
6815101000	Yarn/thread non-electrical articles graphite/carbon	19 261	75 554	359 975	1 996 365
6815102000	Bricks, paving slabs, floor tiles, etc non-electrical articles graphite/carbon	142 255	452 225	34 530	443 613
6815109100	Carbon fibres, etc non-electrical articles graphite/carbon	5 903	32 826	96 009	514 396
6815109900	Other non-electrical articles graphite or carbon	5 427	73 394	84 105	626 698
6815200000	Articles of peat	4 727	5 232	3 761	16 368
6815910000	Articles of stone, contents magnesite, dolomite/chromite	64 014	670 183	27 041	412 124
6815990000	Other articles of stone, other than content magnesite, dolomite/chromite	408 202	1 010 736	910 551	2 291 641
6901000000	Bricks, blocks, tiles & other ceramic goods of siliceous fossil meals of siliceous content	0	134 447	0	57 728
6902100000	Goods of siliceous content by weight, singly/together mg, ca, or > 50%	4 821 514	18 808 375	6 520 855	21 373 115
6902200000	Goods of siliceous content by weight, singly or together alumina, silica, etc	3 327 277	21 295 241	2 461 590	20 586 686
6902900000	Goods of siliceous content by weight, of other metals compound	54 217	2 190 820	159 552	1 480 964
6903100000	Other refractory ceramic goods content by weight, graphite/carbon, or alumina	3 326	47 340	72 604	474 179
6903200000	Other refractory ceramic goods content by weight, alumina/silica, or alumina	389 201	1 314 920	1 247 259	3 227 876
6903900000	Other refractory ceramic goods content by weight, other metal compound	775 157	2 805 406	1 838 381	7 644 120
6904100000	Ceramics building bricks	0	251	0	547
6904900000	Flooring blocks, support/filler tiles & the like	3	709	12	4 805
6905100000	Roofing tiles of ceramic	237 523	608 248	128 209	270 112
6905900000	Chimney-pot, cowl, chimney liner, architect ornament & other ceramic	0	389 381	0	2 473 798
6906000000	Ceramic pipes, conduits, guttering, pipe fittings	121	125	336	360
6907109000	Other than paving, hearth/wall tiles, rectangle, circle < 7cm, unglazed	0	46 000	0	4 458
6907901000	Paving, hearth/wall tiles, rectangle, circle > 7cm, unglazed	50 848 449	264 736 417	11 587 492	61 792 184
6907902000	Lining tiles of a kind used for grinding mills, rectangle, circle > 7cm, unglazed	0	6 960	0	5 570
6907909000	Other than tile, cube & similar article, whether/not rectangle, circle < 7cm, glazed	256 363	1 311 804	63 450	320 482
6908101000	Paving, hearth/wall tiles, rectangle, circle < 7cm, glazed	689 616	1 593 094	229 267	512 480
6908109000	Other than paving, hearth/wall tiles, rectangle, circle < 7cm, glazed	0	21 687	0	18 564
6908901100	Paving, hearth/wall tiles of plain tiles, rectangle, circle > 7cm, glazed	60 634	738 233	12 659	273 866
6908901900	Other than paving, hearth/wall tiles of plain tiles, rectangle, circle > 7cm, glazed	4	10 110	361	38 760
6908909100	Paving, hearth/wall tile of other than plain tile, rectangle, circle > 7cm, glazed	8 173 384	36 174 522	2 157 361	9 899 981
6908909900	Other than paving, hearth/wall tile of other than plain tile, rectangle, circle > 7cm, glazed	24 090	557 663	20 341	184 618
6909110000	Ceramic of porcelain or china for laboratory, chemical or other technical uses	16 107	389 962	66 450	533 993
6909120000	Article having a hardness => 9 Mohs for laboratory, chemical or other technical uses	382 100	4 146 591	600 055	3 822 290
6909190000	Other ceramic wares for laboratory, chemical/other technical uses	178 494	497 313	296 812	994 909
6909900000	Other than ceramic wares for laboratory, chemical/other technical uses	7 216	298 073	54 706	383 246
6910100000	Ceramic sinks, wash basins, wash basin of porcelain/china	862 408	4 174 907	971 215	4 076 865
6910900000	Ceramic sinks, wash basins, wash basin of other than porcelain/china	193 030	1 063 995	221 252	1 309 240
6911100000	Tableware & kitchenware of porcelain/china	1 486 811	5 723 675	529 360	1 829 595
6911900000	Other household, toilet articles of porcelain/china	199	2 485	1 122	7 978
6912000000	Tableware & kitchenware, other household toilet articles, other than porcelain	0	12 837	0	87 741
6913101000	Ornamental cigarette box & ashtray of porcelain/china	0	49	0	3 749
6913109000	Other than ornamental cigarette box & ashtray of porcelain/china	82 318	355 542	162 834	777 908
6913901000	Ornamental cigarette box & ashtray of other than porcelain/china	422	2 632	1 021	6 483
6913909000	Other than ornamental cigarette box & ashtray of other than porcelain/china	23 760	74 795	77 560	228 288
6914100000	Other ceramic articles of porcelain/china	13 917	64 705	30 573	77 499

I.3. IMPOR M ENURUT KOM ODITI / IM PORT BY HS COM M ODITY

*** MEI / MAY 2014 ***

H S	Uraian Komoditi Commodity Description	Berat Bersih / Net Weight (Kg)		Nilai / Value C.I.F (US\$)	
		Bulan ini	Kumulatif	Bulan ini	Kumulatif
		Current Month	Cum.Jan. to date	Current Month	Cum.Jan. to date
6914900000	Oth ceramic articles of oth thanporcelain/ china	1 029	782 435	109 564	1 252 624
7001000000	Cullet & oth waste & scrap ofglass: glass in the mass	1 913 620	19 859 345	174 501	1 676 338
7002100000	Glass in balls	79 660	116 282	57 843	120 079
7002200000	Glass in rods	11	2 214	1 781	5 548
7002311000	Fused quartz/ oth fused silica forvacuum tubes	469	1 289	62 430	231 999
7002319010	Fused quartz/ oth fused silica for vialor ampoules industry	345 066	2 543 883	724 065	5 251 715
7002319090	Glass in ball,tube of fused quartz/ othfuse silica,oth thn boro silict g	9 540	58 807	358 702	1 962 632
7002321000	Glass in tubes,linear coef<=5x10(-6)kelvin in temp.(0-300 C) for va	0	131	0	6 125
7002322000	Oth glass in tubes,linear coef<=5x10(-6)with 3mm<=diameter<22n	12 805	48 231	71 759	196 584
7002329000	Oth glass in tubes,linear coef<=5x10(-6)kelvin in temp.(0-300 C)	30 411	191 032	55 646	470 353
7002392000	Oth transparent neutral glass for enamelglass,with 3mm<=diameter	0	575	0	16 819
7002399000	Oth glass having linear coeff. 0-300coth thn vacum&boro silict glas	64 459	82 163	148 455	231 309
7003122000	Non wired sheets,in squares/ rectangularshape incl.1,2,3,4 corners	0	88 128	0	22 456
7003129000	Oth non-wired sheets colored glass	221 700	239 759	79 581	185 658
7003199000	Oth non-wired sheets not coloredglass	1 228 878	5 751 558	665 218	2 530 657
7003200000	Cast glass and rolled glass,wired sheets	0	1	0	7
7003300000	Cast glass and rolled glass, profiles	0	219	0	900
7004209000	Optical drawn, blown glass, opticallyworked,flushed,opacified, abs	1 948	33 716	40 388	389 914
7004909000	Oth optical drawn,blown glass,opticallyworked,flushed,opacified, &	264 597	2 082 660	81 988	680 553
7005109000	Oth non-wired glass,absorbentreflecting/non-reflecting layer	444 703	1 735 312	336 334	1 268 820
7005211000	Oth non-wired glass, colored, opacifiedoptical glass, not optically v	1 808	2 398	8 078	10 771
7005219000	Oth non-wired glass, colored, opticallyworked, flushed, opacified	458 344	2 098 728	187 704	1 009 455
7005299000	Oth non-wired glass, not colored,optically worked	551 661	3 763 402	156 740	1 244 098
7005300000	Float glas&surface ground/polish glas,wired glass	0	6	0	173
7006001000	Optical glass, not optically worked,for glass of heading 70,03,70.04	0	6	0	349
7006009000	Optical glass, optically workedfor glass of heading 70,03,70.04,70.1	51 188	334 810	87 291	366 511
7007111000	Toughened (tempered) safety glasssuitable for vehicles of chapter	38 736	228 089	190 494	1 160 382
7007114000	Toughened (tempered) safety glasssuitable for ship,boat,floating c	237	14 503	2 958	20 730
7007191000	Toughened (tempered) safety glasssuitable for machine of head 8<	3 342	35 366	29 902	165 728
7007199000	Toughened (tempered) safety glasssuitable for oth machinery	360 957	2 722 397	398 513	2 719 490
7007211000	Laminated safety glass suitable forvehicles of chapter 87	76 851	345 713	288 588	1 305 432
7007214000	Laminated safety glass suitable forships,boats,floating struct, chap	800	800	8 484	8 484
7007291000	Laminated safety glass suitable formachine of head 84.29/84.30	379	1 202	5 895	18 392
7007299000	Laminated safety glass suitable foroth machinery	58 982	154 257	104 420	267 977
7008000000	Multiple-walled insulating unitsof glass.	415 226	2 598 442	451 757	3 221 870
7009100000	Rear-view mirrors for vehicles	272 999	1 230 905	2 433 216	11 273 059
7009910000	Glass mirros, unframed	1 239 318	5 570 248	888 150	4 195 655
7009920000	Glass mirros, framed	127 708	552 207	327 504	1 447 750
7010100000	Ampoules of glass	19 161	83 372	105 864	461 973
7010200000	Stoppers, lids & oth closures of glass	15 574	33 539	36 610	63 150
7010901000	Carboys & demijohn	138 717	491 141	349 516	1 303 143
7010904000	Bottles& vials for antibiotics,serums,oth injectables,intravenous inf	2 779 849	11 725 614	2 179 840	8 977 116
7010909000	Oth bottles for intravenousfluids of glass	9 232 981	35 950 033	5 117 590	20 882 226
7011101000	Stem for electric lighting	0	1 740	0	4 970
7011109000	Glass envelops for electric lightingoth than stem	251 721	1 276 985	682 895	3 139 390
7011200010	Television tubes, cathode-ray tubes	4 465 977	20 917 781	3 860 702	17 928 415
7011200090	Cathode-ray tubes, oth than television	150	89 294	6 000	435 657
7011900000	Oth glass envelopes, bulbs,tubes,open,glass parts thereof,without	462	83 752	12 054	132 531
7013100000	Glassware of a kind used for table,kitchen, toilet, office of glass-ce	60 879	238 645	249 941	845 302
7013220000	Stemware drinking glasses,oth thn glassceramics, of lead crystal	529	2 977	4 342	97 595
7013280000	Stemware drinking glasses,neither glass-ceramics nor lead crystal	92 182	360 540	88 946	546 993
7013330000	Other drinking glasses, of lead crystal	0	74	0	2 415
7013370000	Other drinking glasses, neitherglass-ceramics nor lead crystal	296 981	1 466 129	403 402	2 211 847
7013410000	Glassware for table (not drinking glass)kitchen purpose,of lead cry	0	1 089	0	1 106
7013420000	Glassware for table (not drinking glass)ktchn,linear coef<5x10(-6/ K	30 808	547 364	75 835	1 486 723
7013490000	Oth glassware for table(not drink glass)kitchen purposes, not cerar	877 663	3 264 151	913 457	3 720 652
7013910000	Other glassware of lead crystal	322	1 525	519	5 131
7013990000	Other glassware of not lead crystal	1 930 984	6 707 320	1 908 731	6 963 138
7014001000	Signalling glassware& optical element formotor vehicles,not thse o	11 994	32 485	119 636	375 403
7014009000	Other signalling glassware & opticalelements of glass, not optically	105	6 549	13 819	255 109
7015100000	Glasses for corrective spectacles	7 203	23 503	301 780	708 808
7015901000	Clock or watch glasses	239 738	788 222	60 300	184 282
7015909000	Glasses for non-corrective spectacles;hollow glass spheres & their	7 552	42 761	21 093	117 076
7016100000	Glass cubes&oth glass smallwares,for mosaics or decorative purpo	62 995	369 067	85 051	592 476
7016900000	Oth articles of moulded glass; leadedlights; multicellular & smlr foi	413 904	2 230 199	463 494	2 013 607
7017101000	Quartz reactor tubes and holders glass,for production of semicond	22 729	68 169	48 476	444 914
7017109000	Laboratory or pharmaceutical glassof fused quartz or oth fused sili	18 736	87 137	174 734	1 424 709
7017200000	Laboratory, hygienic/ pharmaceuticalwith coef< 5x10(-6/ kelvin, 0 - :	40 794	134 039	241 224	979 923

I.3. IMPOR MENURUT KOMODITI / IMPORT BY HS COMMODITY
***** MEI / MAY 2014 *****

H S	Uraian Komoditi Commodity Description	Berat Bersih / Net Weight (Kg)		Nilai / Value C.I.F (US\$)	
		Bulan ini Current Month	Kumulatif Cum.Jan. to date	Bulan ini Current Month	Kumulatif Cum.Jan. to date
7017900000	Laboratory,hygienic/pharmaceuticalglassware,nor fused quartz/fu	21 066	42 274	111 717	385 797
7018100010	Glass beads	291 496	1 170 156	443 431	1 708 852
7018100020	Imitation pearls	44	3 765	1 628	48 934
7018100090	Imitation precious & glass smallwares	30 578	354 701	37 238	560 899
7018200000	Glass microspheres <=1mm in diameter	53 612	351 421	30 686	315 561
7018900000	Glass eyes, not prsthtc arctcls, ornamntof lamp-worked glass,not irr	18 402	327 104	79 941	799 079
7019110000	Chopped strands,of a length <= 50 mm	251 064	977 365	353 194	1 451 559
7019120000	Rovings of glass fibres	579 418	3 464 579	520 818	2 695 294
7019191000	Yarn of glass fibres	5 901	19 528	74 694	209 692
7019199000	Siver of glass fibres	178 580	629 065	279 091	1 327 910
7019310000	Mats of glass fibres	507 800	3 762 543	829 860	5 594 711
7019320000	Thin sheets (voiles) of glass fibres	40 246	224 645	59 402	370 264
7019391000	Asphalt/ coal-tar impregnadglass-fibre outerwrap for pipelines	32 320	181 267	54 185	390 542
7019399000	Mattresses,boards and similarnonwoven products of glass fibres	550 649	2 774 204	847 666	5 045 413
7019400000	Woven fabrics of glass fibres rovings	301 398	1 856 016	352 183	2 021 919
7019510000	Oth woven fabric,of a width <= 30 cm	1 101	4 183	10 908	49 238
7019520000	Oth woven fabric,of a width>30cmplain weave,wght<250g/ m2 of 1	668	20 130	11 448	124 897
7019590000	Oth woven fabric,of a width > 30 cm	22 856	177 256	158 061	775 684
7019901000	Glass fibres	47 574	214 333	166 581	759 178
7019909000	Other articles of glass fibres	275 872	1 327 936	495 712	3 393 413
7020001100	Glass moulds for the manufactureof acrylic goods	21 695	147 656	40 553	288 341
7020001900	Glass moulds for other purposes	564 981	1 268 382	263 489	1 173 401
7020002000	Quartz reactor tubes & holders designedfor production of semicor	245	249	1 593	4 205
7020003000	Glass inner for vacuum flasks/ othvacuum vessels	310 894	1 442 817	487 594	1 964 705
7020004000	Evacuated tubes for solar energycollectors	4 895	5 163	12 410	17 243
7020009900	Other articles of glass.	272 346	1 047 929	813 132	2 411 158
7101100000	Natural pearls	0	20	0	114
7101220010	Cultured pearls,fresh water,worked	5	10	5 093	7 100
7102390000	Diamonds, worked, not mountedor set, non-industrial	5	6	1 175 715	1 178 233
7103990000	Oth rubies, sapphires & emeralds, worked	11	11	229	229
7104101000	Piezo-electric quartz,precious orsemiprecious stones,unworked	0	1	0	834
7104102000	Piezo-electric quartz,precious orsemiprecious stones,worked	1 177	7 151	28 677	208 039
7104200000	Other synthetic precious stones,unworked or simply sawn or rougl	46	139	2 115	27 212
7104900000	Other synthetic precious/semi stones,worked,roughly shapped	1 658	11 059	15 414	159 250
7105100000	Dust and powder of diamonds	274	1 333	105 562	312 355
7105900000	Dust & powder of other natural orsynthetic precious/ semi preciou	0	215	0	22 587
7106100000	Silver powder	3 201	10 720	39 349	166 761
7106910000	Silver, unwrought	1 474	18 584	977 343	3 261 735
7106920000	Silver, semi-manufactured	17 294	76 004	809 900	4 530 688
7107000000	Base metals clad with silver,not further	193	33 233	132 822	885 053
7108120010	Gold in lumps, ingots or cast bars	0	53	0	1 231 337
7108120090	Gold,not in lumps, ingots or cast bars,oth unwrought forms	579	3 635	949 366	6 358 220
7108130000	Gold,non monetary,othsemi-manufactured form	58	337	270 909	1 448 323
7108200000	Monetary gold	0	69	0	549
7109000000	Base metals/ silver,clad with gold notfurther worked than semi-ma	56	126	493 708	1 056 841
7110110010	Platinum, in lumps, ingots, cast bars,powder or sponge,unwrought	24	1 386	77	8 648
7110110090	Platinum in oth form, unwrought	0	1	0	6
7110190000	Platinum, wrought	273	342	1 887	3 132
7110210020	Palladum in lump,ingots,cast bars,powderor sponge,unwrought	114	853	1 055	7 910
7110310010	Rhodium in lumps, ingots,cast bars,powder or sponge,unwrought	0	5 374	0	11 414
7110310090	Rhodium, unwrouht, in other form	949	949	3 480	3 480
7110390000	Rhodium, wrought	0	1	0	11
7110410090	Iridium, osmium and ruthenium, inother forms, unwrought	1 461	8 757	17 217	98 927
7112999000	Waste & scrap of oth precious metal	0	1	0	22
7113111000	Parts of jewellery of silver	138	713	240 250	1 064 453
7113119000	Jewellery of silver	132	1 920	205 244	952 840
7113191000	Parts of jewellery of other precious met	44	383	21 835	201 562
7113199000	Jewellery of other precious metal	57	8 897	311 817	500 057
7113209000	Jewellery of base metal, clad withprecious metal	8	950	7 382	17 114
7114110000	Articles of silversmiths wares of silverwhether or not plated or clac	61	397	166 279	182 376
7114190000	Articles of goldsmiths wares ofoth precious metal,	4	7	22 580	36 854
7114200000	Articles of gold&silversmiths waresof base metals, clad with precic	83	170	133 193	309 974
7115100000	Catalysts of platinum, in the form ofwire cloth or grill	18	1 223	2	467 590
7115901000	Other articles of golds or silver	19 916	113 206	1 089 101	4 651 826
7115902000	Other articles of metal clad withgold or silver	87	87	29 334	29 334
7115909000	Oth articles of precious metal/of metalclad with precious metal	2	153	222	16 789
7116200000	Articles of precious/ semi-preciousstones(natural/ synthetic/ recons	32	929	48 423	308 162
7117111000	Parts cuff-links and studs, of basemetal, whether or not plated	332	958	568	7 013

I.3. IMPOR MENURUT KOMODITI / IMPORT BY HS COMMODITY
***** MEI / MAY 2014 *****

HS	Uraian Komoditi Commodity Description	Berat Bersih / Net Weight (Kg)		Nilai / Value C.I.F (US\$)	
		Bulan ini Current Month	Kumulatif Cum.Jan. to date	Bulan ini Current Month	Kumulatif Cum.Jan. to date
7117119000	Cuff-links and studs of base metal whether/ not plated with precious metal	2 554	19 579	133 024	574 646
7117191000	Bangles of base metal, whether or not plated with precious metal	7	2 463	196	37 586
7117192000	Other imitation jewellery of base metal whether or not plated w/ p	127 749	375 825	338 884	1 643 469
7117199000	Parts of oth imitation jewellery of base metal, whether/ not plated w	17 393	67 523	333 874	2 008 523
7117901100	Bangles, wholly of plastic or glass	18 325	18 628	15 918	31 999
7117901300	Bangles, wholly of porcelain or china	0	5	0	560
7117901900	Other bangles	1 696	12 482	14 557	52 283
7117902100	Other imitation jewellery wholly of plastics or glass	21 630	54 172	34 795	103 331
7117902300	Oth imitatn jwllry of porcelain or china	0	280	0	4 844
7117902900	Other imitation jewellery	83 577	370 647	147 605	802 386
7117909100	Parts of imitation jewellery wholly of plastics or glass	160	1 662	3 989	35 256
7117909200	Part of imitat jwly of wood, bone, tortoisshell, ivory, horn, coral, pearl,	0	5	0	574
7117909300	Part of imitation jwllry of porcelain or china	7	52	439	2 097
7117909900	Oth part of imitation jwllry	3 599	20 240	86 541	330 620
7118109000	Oth coin (not gold coin), not being legal tender	56	56	33	33
7201100000	Non-alloy pig iron cont. by weight 0.5% or less of phosphorus	1 251 580	6 813 600	664 388	3 644 761
7201200000	Non-alloy pig iron cont. by weight more than 0.5% of phosphorus	0	96 011	0	110 788
7201500000	Alloy pig iron; spiegeleisen	132	1 624	27 840	36 851
7202110000	Ferro-manganese, cont. by weight more than 2% of carbon	1 666 818	5 718 090	1 584 076	5 185 640
7202190000	Ferro-manganese, cont. by weight <= than 2% of carbon	1 527 148	6 444 865	2 560 210	7 131 333
7202210000	Ferro-silicon, cont. by weight more than 55% of silicon	451 870	7 524 584	695 747	9 650 238
7202290000	Ferro-silicon, cont. by weight <= than 55% of silicon	324 852	1 207 903	760 583	2 868 394
7202300000	Ferro-silico-manganese	821 440	5 053 008	947 220	5 897 657
7202410000	Ferro-chromium, cont. by weight more than 4% of carbon	15 000	964 868	29 323	1 774 499
7202490000	Ferro-chromium, cont. by weight <= than 4% of carbon	669 672	1 583 497	300 873	929 492
7202600000	Ferro-nickel	7	194	10	16 899
7202700000	Ferro-molybdenum	15 018	103 081	100 402	1 342 465
7202800000	Ferro-tungsten & ferro-silico-tungsten	0	122	0	4 261
7202910000	Ferro-titanium and ferro-silico-titanium	0	64 001	0	298 891
7202920000	Ferro-vanadium	18 615	92 733	356 085	1 586 614
7202930000	Ferro-niobium	18 694	43 221	439 866	1 096 677
7202990000	Other ferro-alloys	191 005	1 069 209	518 704	3 131 485
7203100000	Ferrous products obtained by direct reduction of iron ore	2 506 374	21 853 218	970 116	8 555 503
7203900000	Other ferrous products	6 917	17 081	16 768	39 583
7204100000	Waste and scrap of cast iron	600 300	3 539 730	263 963	1 418 585
7204290000	Waste and scrap of oth alloy steel	136 981	1 789 881	45 756	760 019
7204300000	Waste & scrap of tinned iron or steel	1 762 115	21 102 985	451 567	5 990 247
7204410000	Turnings, shavings, chips, milling waste, sawdust, filings, trimmings &	2 033 999	8 191 592	799 279	3 191 496
7204490000	Other ferrous waste and scrap :	134 765 650	869 500 331	51 015 081	338 028 204
7205100000	Granules of pig iron, spiegeleisen, iron or steel	695 622	3 088 927	689 550	3 138 033
7205210000	Powder of alloy steel	88 325	624 209	443 674	2 158 564
7205290000	Powder of pig iron, spiegeleisen, iron or steel (oth than alloy steel)	970 986	3 076 846	1 321 326	4 448 371
7206109000	Iron & non-alloy in ingots containing by weight <= 0.6% of carbon, exc	238 786	1 821 182	468 534	2 805 809
7206900000	Iron and non-alloy in primary form other than ingots	48 491	294 370	115 723	563 079
7207110000	Semi-finished iron/ non-alloy cont. < 0,25% carbon, rectngr, square	4 682 842	142 727 166	2 553 600	77 253 524
7207121000	Slabs of iron/ non alloy, cont. < 0,25% of carbon, other than square	253 416 719	1 002 621 605	140 313 407	527 699 182
7207129000	Oth semi-finished iron/ non-alloy cont. < 0,25% carbon, rectngr, not	641 064	1 848 077	781 559	2 683 615
7207190000	Oth semi-finished iron/ non-alloy cont. < 0,25% of carbon	4 079 818	30 695 240	2 536 987	18 680 978
7207201000	Slabs of iron/ non alloy, cont. by weight > 0.6% of carbon	521 460	19 292 510	267 719	9 936 640
7207202100	Oth semi-finished iron/ non-alloy cont by weight > 0.6% of carbon, ro	107 963	446 595	272 811	1 393 818
7207202900	Oth semi-finished iron/ non-alloy cont. by weight > 0.6% of carbon	10 020 904	51 162 348	5 161 711	37 695 535
7207209200	Oth semi-finished iron/ non-alloy cont. by wght 0,25% <= carbon <= 0,	37 807	37 807	70 370	70 370
7207209900	Oth semi-finished iron/ non-alloy cont. by weight 0,25% <= carbon <=	23 425 975	146 563 298	12 352 355	80 828 179
7208100000	Flat-rolled iron/ nas, relief, hot rolled width > 600 mm	21 963	198 475	50 883	396 636
7208250000	Flat-rolled iron/ nas, pickled, hot rolled wdth > 600 mm, thick >= 4.75 m	3 921 011	17 709 468	2 975 546	13 501 881
7208260000	Flat-rolled iron/ nas, hot roll pickled, width > 600 mm, 3 mm < thick < 4,7	11 801 176	60 251 420	8 718 655	45 448 783
7208271000	Flat-rolled iron/ nas, pickled, hot rolled width > 600 mm, of a thick < 2 r	6 882 414	36 543 398	4 925 251	27 837 948
7208279000	Flat-rolled iron/ nas, pickled, hot rolled width > 600 mm, of a 2 mm < thi	11 533 320	66 729 944	8 385 085	49 988 355
7208360000	Flat-rolled iron/ nas, hot rolled width > 600 mm, thick > 10 mm	786 865	11 361 564	544 880	7 121 364
7208370000	flat-rolled iron/ nas, hot rolled width > 600 mm, of a 4,75 < thick < 10i	7 666 385	44 322 546	5 271 331	29 395 106
7208380000	flat-rolled iron/ nas, hot rolled width > 600 mm, of a 3 < thick < 4,75 n	9 626 719	54 127 334	5 923 173	32 540 796
7208390000	Flat-rolled iron/ nas, hot rolled width > 600 mm, thick < 3 mm	47 939 847	241 207 558	29 058 933	143 072 028
7208400000	Flat-rolled iron/ nas, not in coils relief, hot rolled	143 398	5 591 241	221 783	3 574 778
7208510000	Flat-rolled iron/ nas, width > 600 mm, of a thickness > 10 mm, hot rolle	16 402 282	102 135 747	12 113 224	72 032 752
7208520000	Flat-rolled iron/ nas, width > 600 mm, 4,75 < thickness < 10 mm, hot	9 630 388	62 533 767	7 237 655	45 097 184
7208530000	Flat-rolled iron/ nas, width > 600 mm, 3 < thickness < 4,75 mm, hot r	81 573	276 371	83 249	266 658
7208540000	Flat-rolled iron/ nas, hot rolled width > 600 mm, thickness < 3 mm	143 882	563 224	156 340	534 712
7208900000	Other Flat-rolled iron/ nas	879 649	12 294 287	851 455	10 544 540

I.3. IMPOR M ENURUT KOM ODITI / IM PORT BY HS COM M ODITY

*** MEI/ MAY2014 ***

HS	Uraian Komoditi Commodity Description	Berat Bersih / Net Weight (Kg)		Nilai / Value C.I.F (US\$)	
		Bulan ini Current Month	Kumulatif Cum.Jan. to date	Bulan ini Current Month	Kumulatif Cum.Jan. to date
7212202000	Flat-rolled,iron/ nas,electrolytically zinc,width<=400mm,carbon<0.6%	11 695	27 832	46 696	118 315
7212209000	Oth flat-rolled,iron/ nas,electrolytically zinc	145 005	907 612	466 920	2 543 474
7212301000	Flat-rolled,iron/ nas,plated zinc,clad,width<=400mm,hoop&strip	0	363 516	0	286 545
7212302000	Flat-rolled,iron/ nas,plated zinc,clad,carbon<0.6%,thick<=1.5mm	0	85 340	0	71 660
7212309100	Flat-rolled,iron/ nas,plated iron-zinc,carbon<0.04%,thick<=1.5mm	0	9 979	0	15 730
7212309900	Flat-rolled,iron/ nas,plated iron-zinc,carbon>=0.04%,thick<=1.5mm	85 428	577 608	48 558	343 272
7212401000	Flat-rolled,iron/ nas,coated plastic,painted,varnished,hoop&strip,w	343 791	1 474 487	460 030	1 550 588
7212402000	Flat-rolled,iron/ nas,coated plastic,painted,varnished,thick<=1.5mm	45 900	133 496	47 549	138 279
7212409000	Flat-rolled iron/ not alloy, other shape,painted, varnished/ coated v	1 559 943	9 142 205	2 441 419	14 221 117
7212501100	Hoop,strip iron/ not alloy, width<400 mm,coated with chromium	0	1 842	0	11 704
7212501900	Flat-rolled iron/ not alloy, otherwiseplated or coated	14 430	431 695	38 375	546 709
7212502100	Hoop,strip iron/ not alloy, width<400 mm,coated with aluminium-z	324 833	648 656	252 776	579 847
7212502900	Flat-rolled iron/ not alloy, otherwiseplated or coated	4	1 154	4	12 036
7212509100	Other hoop,strip iron/ not alloy, width<400 mm	0	60	0	3 491
7212509200	Other flat-rolled iron/ not alloy,carbon<0.6%, thick > 1.5 mm	82 003	408 432	185 720	844 078
7212509900	Flat-rolled iron/ not alloy, otherwiseplated or coated	159 986	951 377	183 097	900 234
7212601000	Hoop,strip iron/ not alloy, clad width< 400mm	61 076	363 579	245 008	1 527 963
7212602000	Flat-rolled iron/ not alloy, carbon<0.6%,thick > 1.5 mm, clad	3 342	10 536	8 329	28 339
7212609000	Flat-rolled iron/ not alloy, clad	172	41 848	1 506	124 654
7213100000	Containing indentations,ribs,grooves ofcircular crosssection <= 50	2	28 904	44	59 396
7213200000	Other bars, rods, hot-rolled , in irreg.of free-cutting steel	112 767	450 143	181 657	939 664
7213911000	Bar,hot-roll,irreg. wound coil,iron/ non-alloy steel,less 14mm,for s	314 844	314 847	212 067	213 745
7213912000	Bar,hot-roll,irreg. wound coil,iron/ non-alloy steel,less 14mm,for c	0	641 972	0	394 246
7213919000	Oth Bar,hot-roll,irreg. wound coil,iron/ non-alloy steel,oth free-cut	7 733 554	36 539 156	5 917 015	28 265 628
7213999000	Oth Bar,hot-roll,irreg. wound coil,iron/ non-alloy steel,circular less	1 398 044	6 287 051	1 508 324	6 721 580
7214101100	Oth bars,rods of iron, non-alloy steelforged,carbon<0.6%,circulr cro	418 802	3 809 191	413 742	2 846 876
7214101900	Oth bars,rods of iron, non-alloy steelforged,carbon<0.6%,not circu	204 014	1 184 800	335 601	1 993 176
7214102100	Oth bars,rods of iron, non-alloy steelforged,carbon>=0.6%,circulr cr	115	1 619	1 721	32 343
7214102900	Oth bars,rods of iron, non-alloy steelforged,carbon >= 0.6%,not cir	251 697	402 966	134 900	398 651
7214203100	Cont. indentation,rib,groove,carbon<0.6%circ. cross-section,for co	0	177 634	0	157 049
7214203900	Cont. indentation,rib,groove,carbon<0.6%circ. cross-sect. not for c	0	4	0	5 222
7214204900	Cont. indentation,rib,groove,carbon<0.6%not circ.cros.sec.not for	0	120 985	0	140 087
7214205900	Cont.Indentation,rib,groove,carbon>=0.6%circ. cross-sect. not for	0	127	0	5 434
7214206900	Cont.Indentation,rib,groove,carbon>=0.6%not circ.cros.sec.not for	32 253	190 218	18 831	133 029
7214300000	Other bars & rods, not forged, of free-cutting steel	1 033	499 525	23 960	626 001
7214911010	Concrete steel, hot-rolled,hot-drawn ,hot-extruded, carbon < 0.6%	1 943 697	2 899 480	846 251	1 425 684
7214911020	Shaft bars, manganese steel, hot-rolled,hot-drawn, hot-extruded, i	144 128	567 101	299 477	1 208 829
7214911090	Other bars & rods, hot-rolled,hot-drawnor hot-extruded, carbon <	344 351	1 684 626	283 882	1 483 424
7214912010	Concrete steel, hot-rolled,hot-drawn ,hot-extruded, carbon >= 0.6'	106 427	725 948	126 688	1 427 986
7214912020	Shaft bars, manganese steel, hot-rolled,hot-drawn, hot-extruded, i	2 654	15 524	7 311	68 171
7214912090	Other bars & rods, hot-rolled,hot-drawnor hot-extruded, carbon >	55 105	809 357	77 117	792 231
7214991010	Carbon,oth than of circular cross-section: concrete steel	606 752	6 202 432	394 601	3 844 149
7214991020	Carbon, other than of circular cross-section:shaft bars; manganese	200 947	1 103 662	372 117	2 009 055
7214991090	Oth. carbon, other than of circularcross-section	3 362	15 375	6 991	50 607
7214999020	Oth. carbon, other than of circularcross-sect:shaft bars; manganes	6 288 854	32 862 628	6 086 286	33 841 781
7214999090	Oth.Than Concrete steel, Shaft bars,manganes steel	55 881	633 227	78 088	717 439
7215100000	Oth bars & rods of iron/non-alloy steelfree-cutting steel,cold-form	366 681	2 447 575	621 693	3 986 115
7215501000	Oth bars & rods of iron/ non-alloy steelcontaining by weight 0.6% c	27 455	1 060 853	28 708	1 133 551
7215509900	Oth bars & rods of iron/ non-alloy steel,cont.carbon<0.6%,not for c	730 367	2 585 514	1 468 629	4 592 212
7215901000	Oth Mangan steel/ shaft bars,containingby weight less than 0.6% o	0	734 464	0	181 660
7215909000	Manganese steel/ shaft bars,containing byweight less than 0.6% of	320 710	2 202 915	386 550	2 153 407
7216100000	U, i or h sections , not further workedthan hot-rolled, of a height <	150 885	1 551 595	240 449	2 022 768
7216210000	L section of iron/ non-alloy steel, notworked than hot-rolled,of a h	971 383	1 898 960	735 812	1 580 537
7216220000	T section of iron/ non-alloy steel, notworked than hot-rolled,of a h	2 451	107 647	2 914	105 785
7216310000	U, I or H sections, not further workedU sections	334 776	2 578 916	459 780	2 340 678
7216320000	U, I or H sections, not further workedI sections	999 763	4 928 444	693 321	3 280 481
7216330000	U, I or H sections, not further workedH sections	3 780 176	16 298 524	3 224 657	13 423 421
7216400000	L/ T sect,not further work than hot-rollhot-drawn/ extrud,a height c	1 096 153	11 166 015	793 783	7 563 973
7216501000	Oth angles,shapes& sections,not furtherof a height of less than 80	120 803	766 697	109 623	801 676
7216509000	Oth angles, shapes & sect,not further ofa height of more than 80 n	2 659 011	10 290 681	2 519 658	9 582 072
7216610000	Angles,shapes& sections,not worked thancold-formed,obtain from	343	1 952	4 405	14 989
7216690000	Angle,shape§,not workthan cold formoth than obtain from fla	320 303	1 809 633	471 940	3 035 887
7216910000	Oth angles,shapes§,not further workcold form/ finish from flat	32 160	317 028	39 900	255 653
7216990000	Oth angles,shapes§,not further workoth than cold form/ finish	1 481 803	5 773 371	1 300 234	4 967 868
7217101000	Wire of iron/ non-alloy steel,not platd/ coated,cont.carbon < 0.25%	2 383 695	6 453 978	897 891	2 953 637
7217102200	Wire: bead,flat hard steel reed,prestresconcrete steel,0.25%>cont	236 512	694 566	329 721	1 058 677
7217102900	Other wire of iron or non-alloy steel,not plate/ coated, 0.25%=< ca	2 012 937	10 354 136	1 671 844	8 164 820
7217103110	Prestressed concrete steel wire,contain carbon>=0.6% by weight	0	327 494	0	330 405

I.3. IM POR M ENURUT KOM ODITI / I M PORT BY HS COM M ODITY

*** MEI/ MAY 2014 ***

HS	Uraian Komoditi Commodity Description	Berat Bersih / Net Weight (Kg)		Nilai / Value C.I.F (US\$)	
		Bulan ini Current Month	Kumulatif Cum.Jan. to date	Bulan ini Current Month	Kumulatif Cum.Jan. to date
7217103190	Wire: spokes,bead,reed,free cut.steelcontain carbon>=0.6%by we	32 616	234 914	43 725	296 051
7217103900	Other wire of iron or non-alloy steel,not plated/coated, cont. carb	1 380 356	5 049 202	1 065 840	4 702 787
7217201010	Wire of iron/ non-alloy steel,plated w/ zinc > 240gr/m2, cont.carbo	229 990	1 828 132	188 427	1 600 571
7217201090	Wire of iron/ non-alloy steel,plated w/ zinc <= 240gr/m2, cont.carb	1 933 994	4 184 956	737 389	1 714 674
7217202000	Wire of iron/ non-alloy steel,plated w/ zinc,cont.carbon>0.25% & <	18 215	97 127	68 791	407 531
7217209100	High carbon steel core wire,for almniumconductors steel reinforce	1 267	6 824	75 812	387 500
7217209900	Oth than high carbonsteel core wire,foraluminium conduct steel re	292 434	584 639	625 339	2 242 473
7217301100	Wire of iron/ non-alloy steel,plated orcoated with tin,cont.carbon <	0	17	0	512
7217301900	Wire of iron/ non-alloy steel,plated orcoated with out tin,cont.carb	50 273	55 129	60 382	94 904
7217302900	Wire of iron/ non-alloy steel,plated orcoated w/out tin,cont.0.25%	0	6 649	0	68 915
7217303110	Copper alloy coated w/brass of pneumaticrubbers tyre	1 541 333	10 612 443	2 087 809	13 343 556
7217303190	Copper alloy coated with other copperalloys of pneumatic rubbers	849 690	3 973 674	925 876	4 550 595
7217303200	Wire of iron/ non-alloy steel,plated/coatwith tin, cont.carbon>=0.6	189 398	1 624 467	214 307	1 896 965
7217303900	Wire of iron/ non-alloy steel,plated/ coatwi/ out tin & copper, cont.	641 348	1 354 557	790 690	2 210 695
7217901000	Oth wire iron/ non-alloy steel,plate/coatwith other metals, 0.25%<	107 739	603 277	172 426	849 511
7217909000	Oth wire iron/ non-alloy steel,plate/coatwith other metals, 0.25%>	755	47 340	2 826	365 799
7218100000	Ingots & oth primary forms of stainlesssteel	6 792	29 503	26 479	169 767
7218910000	Semi-finished prod.of stainless steel ofrectangulr (not square) cro	28 061	87 324	49 031	105 787
7218990000	Oth semi-finished prod.of stainlesssteel	1 022 256	2 332 035	4 867 768	18 076 952
7219110000	Flat-roll prod of stainless steel,hotrolled,in coil of a thick exceed 10	357	26 832	16	128 452
7219120000	Flat-roll prod of stainless steel,hotroled,in coil of a 4.75mm<=thick	967 029	3 186 217	1 780 400	5 774 332
7219130000	Flat-roll prod of stainless steel,hotrolled,in coil of a 3mm<=thick<=	8 060 814	30 697 001	11 887 999	46 674 244
7219140000	Flat-roll prod of stainless steel,hotrolled,in coil of a thickness<=3m	4 270 760	16 658 428	5 695 684	22 770 483
7219210000	Flat-roll prod of stainless steel,hotrolled,not in coil of a thick > 10n	519 321	3 595 842	1 179 504	6 810 557
7219220000	Flat-roll prod of stainless steel,hotroll,not in coil of 4.75mm<=thick	739 844	5 796 602	1 580 407	11 723 489
7219230000	Flat-roll prod of stainless steel,hotroll,not in coil of a 3mm<=thick<	1 030 531	4 613 802	2 084 710	9 385 409
7219240000	Flat-roll prod of stainless steel,hotrolled,not in coil of a thickness<	145 411	664 675	178 301	1 065 532
7219310000	Flat-rolled prod.of stainless steel,cold rolled, of a thickness >= 4.75	15 447	71 794	37 069	208 658
7219320000	Flat-rolled prod.of stainless steel,cold rolled, 3 mm =< thickness <	202 115	1 185 333	568 658	2 949 939
7219330000	Flat-rolled prod.of stainless steel,cold rolled, 1 mm < thickness < 3	2 505 363	14 822 054	4 932 798	26 540 600
7219340000	Flat-rolled prod.of stainless steel,cold rolled, 0.5 mm =< thickness	1 943 306	9 907 676	3 532 751	18 008 932
7219350000	Flat-rolled prod.of stainless steel, ofa thickness < 0.5 mm	670 908	4 011 251	1 297 713	7 577 396
7219900000	Oth flat-roll prod.of stainless steel,thick>=1.5mm & <125mm patten	581 195	4 286 710	632 099	4 504 498
7220111000	Hoop & strip of stainless steel, hotrolled,of a thick >= 4.75 mm,wic	198 313	702 461	463 263	1 326 344
7220119000	Hoop & strip of stainless steel, hotrolled,of a thick >= 4.75 mm,wid	6 350 572	12 100 986	5 258 497	9 904 165
7220121000	Hoop & strip of stainless steel, hotrolled,of a thick < 4.75 mm,wid	65 551	71 210	202 237	269 099
7220129000	Hoop & strip of stainless steel, hotrolled,of a thick < 4.75 mm,wid	67 579	343 171	481 749	2 913 198
7220201000	Hoop & strip of stainless steel, coldrolled, width < 400mm	147 111	631 931	715 854	3 014 143
7220209000	Hoop & strip of stainless steel, coldrolled, width>400mm	193 542	1 467 905	434 340	3 046 355
7220901000	Hoop & strip of stainless steel, notcold rolled, width < 400mm	18 438	119 690	222 392	1 156 535
7220909000	Hoop & strip of stainless steel, notcold rolled, width > 400mm	655 012	5 693 684	1 346 022	9 546 852
7221000000	Bars & rods, hot-rolled,in irregularlywound coils, of stainless steel.	8 415	192 395	12 327	527 961
7222110000	Bars,rods, hot-rolled, in irregularly ofcircular cross-section	301 491	1 865 201	509 573	3 129 675
7222190000	Bars,rods, hot-rolled, in irregularly ofnot circular cross-section	1 035 621	6 765 232	983 277	5 778 321
7222201000	Bars,rods, cold-formed or cold-finishedof circular cross-section	135 011	785 911	594 338	3 946 475
7222209000	Bars,rods, cold-formed or cold-finishedof not circular cross-sectio	378 854	1 276 070	918 948	3 988 618
7222301000	Other bars and rods of circular cross-section	17 837	105 637	27 052	247 463
7222309000	Other bars and rods of not circularcircular cross-section	374 757	2 474 615	661 364	4 076 312
7222401000	Angles,shapes& sections,not further workthan hot-rolled,hot-draw	53 212	201 592	88 540	511 526
7222409000	Angles,shapes& sections, further workedthan hot-rolled,hot-drawr	200 241	935 413	262 535	1 413 837
7223000000	Wire of stainless steel having a cross-sectional dimension exceedir	1 043 351	5 478 852	3 756 262	20 048 335
7224100000	Ingots & oth primary forms of oth alloysteel	0	694 024	0	790 946
7224900000	Semi-finished prod. of oth alloy steel	3 312 877	19 913 794	2 722 362	16 261 130
7225110000	Grain-oriented of silicon-elect steel a width of 600 mm or more.	912 438	5 660 773	1 373 078	9 026 450
7225190000	Oth than Grain-orient of silicon-electsteel a width of 600 mm or m	1 916 212	11 540 634	1 805 291	10 948 293
7225301000	Flat-roll high speed steel,width>=600mm,not further worked than	0	25 070	0	30 502
7225309000	Flat-roll not high speed steel,w.>=600mmnot further worked than	1 521 030	11 636 837	1 324 453	9 872 388
7225401000	Flat-roll high speed steel,width>=600mm,not further work th hot-r	4 775 220	21 530 920	3 019 831	13 678 425
7225409000	Flat-roll not high speed steel,w.>=600mmnot further work th hot-r	2 910 324	14 042 774	3 748 015	17 074 395
7225501000	Flat-roll high speed steel,width>=600mm,not further worked than	0	166 217	0	233 488
7225509000	Flat-roll not high speed steel,w.>=600mmnot further worked than	13 071 398	72 842 094	9 947 804	57 207 436
7225919000	Oth flat-roll not hi.sped stel,w.>=600mmelectrolytically plated/coe	874 601	5 546 028	929 807	4 936 780
7225929000	Oth flat-roll not hi.sped stel,w.>=600mmotherwise plated or coate	2 040 676	20 166 644	1 687 194	15 904 150
7225991000	Oth flat-roll high speed steel,w.>=600mmotherwise plated or coat	8 098	150 489	19 169	179 015
7225999000	Oth flat-roll not hi.sped stel,w.>=600mmotherwise plated or coate	3 757 309	20 076 250	3 296 615	19 254 324
7226111000	Hoop & strip, grain-oriented of siliconelectrical steel, of a width <=	157 717	845 845	281 700	1 532 067
7226119000	Hoop & strip, grain-oriented of siliconelect steel, of a width >400 n	691 570	3 310 039	1 357 565	6 803 796
7226191000	Hoop,strip,oth than grain-orient ofsilicon elect steel,of a width<= <	32 806	728 261	110 909	1 271 836

I.3. IMPOR MENURUT KOMODITI / IMPORT BY HS COMMODITY

*** MEI / MAY 2014 ***

HS	Uraian Komoditi Commodity Description	Berat Bersih / Net Weight (Kg)		Nilai / Value C.I.F (US\$)	
		Bulan ini Current Month	Kumulatif Cum.Jan. to date	Bulan ini Current Month	Kumulatif Cum.Jan. to date
7226199000	Hoop,strip,oth than grain-orient ofsilicon elect steel,of width>400	511 726	1 406 078	708 146	2 243 237
7226201000	Hoop & strip of high speed steel of awidth <= 400 mm	0	572	0	11 935
7226209000	Hoop & strip of high speed steel of awidth > 400 mm, < 600mm	0	35 944	0	99 469
7226911000	Hoop,strip of oth alloy steel,hot rolledof a width <= 400 mm	39 666	438 689	141 490	929 901
7226919000	Hoop,strip of oth alloy steel,hot rolledwidth >400 mm, <=600mm	411 986	1 358 437	423 155	2 130 788
7226921000	Hoop,strip of oth alloy steel, coldrolled, of a width <= 400 mm	63 738	255 015	168 168	678 200
7226929000	Hoop,strip of oth alloy steel, coldrolled, width >400 mm, <= 600mm	260 759	1 688 811	1 272 073	4 097 387
7226991100	Hoop & strip of oth alloy steel, width<= 400 mm,not further work	546	8 201	1 606	38 242
7226991900	Not hoop&strip of oth alloy steel, width<= 400 mm,not further wo	1 016	531 548	1 649	492 495
7226999100	Hoop&strip of oth alloy steel, w.>400mm&<= 600mm,plated/ coat	9 503	9 571	27 996	28 843
7226999900	Hoop&strip of oth alloy steel, w.>400mm&<= 600mm,plated/ coat	1 400 280	5 771 962	939 165	4 449 167
7227100000	Bars & rods, hot-rolled, in irregularlywound coils, of high speed ste	0	35 443	0	255 695
7227200000	Bars & rods, hot-rolled, in irregularlywound coils, of silico-mangan	4 814 596	19 712 457	2 905 092	12 210 402
7227900000	Oth bars & rods, hot-rolled, inirregularly wound coils	68 138 135	308 567 918	39 838 836	177 991 351
7228101000	Bars & rods, of high speed steel, ofcircular a cross-section	17 415	54 432	137 042	441 747
7228109000	Bars & rods, of high speed steel,not ofcircular a cross-section	90 995	212 829	417 358	856 738
7228201100	Bars&rods,silico-mangan steel,circular cross-section,hot-roll/ draw	127 340	139 861	113 390	132 690
7228201900	Bars&rods,silico-mangan steel,circularcross-section,not hot-roll/dr	425 877	1 368 292	441 015	1 425 604
7228209100	Bar&rod,silico-mangan steel,not circularcross-section,hot-roll/ dra	48 655	48 670	65 809	71 016
7228209900	Bar&rod,silico-mangan steel,not circularcross-section,not hot-roll/	182 328	725 156	428 838	1 835 360
7228301000	Oth bars&rods,of silico-manganese steelof circular cross-section	10 186 417	44 435 174	10 144 790	46 283 711
7228309000	Oth bars&rods,of silico-manganese steelnot of circular cross-secti	10 432 352	63 588 858	11 593 113	63 793 532
7228401000	Oth bars,rods,not further worked thanforget, of circular cross-sect	49 955	592 430	169 325	1 505 907
7228409000	Oth bars,rods,not further worked thanforget, not of circular cross-	1 485 420	4 155 752	1 254 884	4 614 943
7228501000	Oth bars,rods,not formed/ cold finishedof circular cross-section	603 827	3 602 752	1 268 646	7 891 775
7228509000	Oth bars,rods,not formed/ cold finishednot of circular cross-sectio	2 811 918	19 223 177	2 681 170	15 866 232
7228601000	Other bars and rods : of circular cross-section	304 100	1 234 415	548 384	2 373 991
7228609000	Other bars and rods : not of circularcross-section	341 462	4 311 641	523 772	4 471 939
7228701000	Angles,shapes§ions,oth bars&rods,cross-section,hot-roll/ draw	14 635 162	95 628 796	8 128 258	53 135 257
7228709000	Angles,shapes§ions,oth bars&rods,cross-section,not hot-roll/c	4 098 499	50 865 199	2 684 576	31 274 800
7228801100	Hollow drill bars,rods, weight >=0.6% ofcircular cross-section	19 645	55 132	84 744	301 647
7228801900	Hollow drill bars,rods, weight >=0.6%not of circular cross-section	2	11 690	107	43 428
7228809000	Oth. Hollow drill bars and rods	279 291	1 360 816	369 855	1 960 868
7229200000	Wire of silico-manganese steel	150 596	748 086	191 274	831 880
7229901000	Wire of other alloy steel. of high speedsteel	2 006 652	3 520 924	1 404 089	3 007 469
7229909010	Wire of other alloy steel. not of highspped steel,chromium>=0.5%	923 808	3 862 635	1 848 837	8 094 018
7229909090	Wire of other alloy steel. not of highspped steel,chromium<0.5%	1 733 054	10 771 653	2 684 459	15 951 286
7301100000	Sheet piling of iron or steel	4 027 991	10 461 688	2 929 393	7 972 407
7301200000	Angles, shapes and sections of iron orsteel	3 364	125 733	81 052	914 614
7302100000	Rails of iron or steel	725 412	2 097 061	770 586	2 363 514
7302300000	Switch-blades, crossing frogs,point rodsand other crossing pieces	1 726	2 783 600	5 500	4 334 982
7302400000	Fish-plates and sole plates of iron orsteel	102 843	550 221	99 019	862 820
7302901000	Sleepers, of iron or steel	22 076	33 472	309 995	378 573
7302909000	Other than sleepers, of iron or steel	151 658	857 715	327 811	2 620 562
7303001100	Hubless tubes and pipes	78 776	239 569	126 332	741 257
7303001900	Tubes and pipes with hub	502 447	5 019 596	399 316	4 206 213
7303009010	Hollow profiles, of cast iron with anexternal diameter < =100 mm	137 507	886 468	168 547	1 132 867
7303009090	Hollow profiles, of cast iron with anexternal diameter > 100 mm	689 515	4 016 750	2 102 871	8 292 653
7304110000	Tubes, pipes and hollow profiles,seamless, of stainless steel	701 179	3 361 882	3 376 022	12 627 840
7304190000	Oth.tube,pipe&hollow profile,seamless,line pipe of a kind use for c	17 545 644	70 248 951	23 230 267	87 568 326
7304220010	Oth.tube,pipes&hollow profile,seamless,unfinished drill pipe (gree	63 056	194 929	53 918	706 465
7304220090	Oth.tube,pipes&hollow profile,seamless,unworked pipe end	0	46 037	0	127 889
7304230010	Unfinished drill pipe (green pipe) withyield strength less than 75,0	44 600	359 844	600 000	1 282 085
7304230090	Oth. unfinished drill pipe (green pipe)	310 908	2 251 789	1 533 115	10 407 564
7304240010	Unfinsh case&tube, yield strgh<75000Psioth.of stanlss stel for drill	1 529 625	4 083 592	4 851 690	12 735 052
7304240090	Oth.unfinish casetube&unworked pipe endwith yield strength less	499	1 407 538	30 544	1 680 199
7304290010	Unfinsh casetube&unworked pipe end withyield strength less tha	32 304 036	117 380 148	40 076 552	186 486 977
7304290090	Oth.unfinsh casetube&unworked pipe endwith yield strength less	440 689	7 320 688	1 051 769	13 518 859
7304311000	Drillrod casing&tubing,w/ pin& box thread,cold-drawn/ rolled,circul	121 052	562 009	259 441	1 222 258
7304312000	High-pressure pipe,cold-drawn/rolled,circular cross-section,iron/al	1 751	155 803	9 535	527 867
7304314000	Circular cross-section,iron/ non-alloysteel,diameter<140mm&carb	0	10 390	0	15 971
7304319000	Circular cross-section,iron/ non-alloysteel,diameter>=140mm&carl	1 567 956	7 900 660	3 433 554	15 675 520
7304392000	Oth circ.cross-section,iron/ non-alloy,high-pressure pipe	80	18 188	3 297	36 365
7304394000	Oth circ.cross-section,iron/ non-alloy,steel,diameter<140mm&cart	13 214	98 262	43 912	246 687
7304399000	Oth circ.cross-section,iron/ non-alloy,steel,diameter>=140mm&car	898 162	3 699 190	1 538 323	8 616 013
7304410000	Cold-drawn or cold-rolled (cold-reduced)stainless steel	98 962	458 779	708 778	2 749 865
7304490000	Oth. Cold-drawn or cold-rolled (cold-reduced) stainless steel	66 366	1 962 954	403 094	13 502 439
7304511000	High press. conduits,of circular cross-sect.of oth alloy steel,cold ro	49	21 470	1 950	58 825

I.3. IM POR M ENURUT KOM ODITI / IM PORT BY HS COM M ODITY

*** MEI / MAY 2014 ***

H S	Uraian Komoditi Commodity Description	Berat Bersih / Net Weight (Kg)		Nilai / Value C.I.F (US\$)	
		Bulan ini Current Month	Kumulatif Cum.Jan. to date	Bulan ini Current Month	Kumulatif Cum.Jan. to date
7304519000	Oth tubes/pipes/ hollow profiles,seamlesscold rolled,crclr c-s of otl	9 194	77 610	170 318	450 516
7304590000	Oth.Drill rod casing&tubing with pin§.of oth alloy steel,cold ro	420 237	2 855 760	1 841 919	8 258 910
7304901000	Oth tubes/pipes/ hollow profiles,seamlesshigh-pressure pipe	241 575	1 319 937	604 615	2 488 200
7304903000	Oth tubes/pipes/ hollow profiles,seamlesssteel,diameter<140mm&	14 294	63 964	36 616	183 964
7304909000	Oth tubes/pipes/ hollow profiles,seamlesssteel,diameter>=140mm	923 758	8 387 965	1 919 154	21 281 012
7305110000	Lines pipe, for oil or gas longitudinallysubmerged arc welded of iron	212 548	29 508 620	467 472	29 958 645
7305121000	Electric Resistance Welded (FRW), usedfor oil/ gas pipe,external di	1 766 202	3 173 730	1 471 055	3 021 823
7305129000	Oth longitudinally welded, used for oilor gas pipe, external diamet	2 215	53 423	6 606	127 051
7305191000	Oth line pipe iron/ steel for oil,exter.diam.>406.4mm,spiral/ helical	2 366	3 095	7 570	9 443
7305199000	Oth line pipe iron/ steel for oil,exter.diam.>406.4mm,not spiral/he	7 170	396 733	12 007	3 693 065
7305200000	Casing of iron/ steel used in drillingfor oil/ gas external diameter 40	0	153 926	0	1 427 576
7305311000	Lines pipe, for oil or gas longitudinallywelded,stainless steel pipes&	30 175	397 582	103 250	1 860 337
7305319000	Lines pipe, for oil or gas longitudinallywelded,not stainless steel pip	5 544	6 671 822	31 389	35 904 909
7305391000	Oth.lines pipe,for oil/ gas longitudinallywelded,high-pressure pipe	0	467	0	12 861
7305399000	Oth.lines pipe,for oil/ gas longitudinallywelded,not high-pressure pi	0	52 096	0	68 747
7305900000	Oth.lines pipe,for oil/ gas longitudinallyoth.stainless steel pipes & tu	1 624	25 529	26 651	2 950 065
7306111000	Line pipe,use for oil/ gas pipeline,weldeo of stainless steel,Electric Re	14 281	284 614	55 198	1 627 834
7306112000	Line pipe,use for oil/ gas pipeline,weldestainless steel,spiral/ helical	0	24 204	0	217 995
7306119000	Line pipe,use for oil/ gas pipeline,weldeo of other steel	338 811	842 351	2 923 834	5 226 404
7306191000	Oth line pipe use for oil/ gas pipe weldeo th stainless steel,electroni	225 202	2 985 293	216 269	2 829 454
7306192000	Oth line pipe use for oil/ gas pipe weldeo th stainles stel,spiral/ helic	1 949	4 614	6 587	24 838
7306199000	Oth line pipe use for oil/ gas pipe weldeo th stainles stel,not ERW&	43 849	319 506	208 930	1 783 493
7306210000	Casing&tubing of a kind use in drillingwelded, of stainless steel	26 525	82 587	167 845	355 052
7306290000	Oth.casing&tubing of a kind use in drilling,welded,of stainless stee	416 145	4 690 142	649 762	9 110 627
7306301010	Boilr tube weld,of circulr cross-sect ofiron/ non ally stel intrnl diam	414	1 419 611	1 569	1 049 481
7306301020	Boilr tube weld,of circulr cross-sect ofiron/ non ally stel intrnl diam	2 218	39 293	6 636	35 141
7306302010	Boilr tube weld,of single/ double walled,coppr plate,intrnl diamtr<	204 290	1 188 408	751 529	4 304 687
7306302020	Boilr tube weld,of single/ double walled,coppr plate,intrnl diamtr>	59 119	217 240	138 638	493 419
7306303000	Boilr tube weld,of single/ double walled,coppr plate,sheath pipe fo	1 586	22 703	13 419	121 756
7306304010	Oth welded,sircular cross-saction,highpressure pipe,intrnl diamtr<	0	93	0	1 891
7306304090	Oth welded,sircular cross-saction,highpressure pipe,intrnl diamtr>	14 050	23 102	16 209	30 666
7306309010	Oth.boilr tube weld,of single/ doublewelled,coppr plate,intrnl diam	125 877	712 946	699 770	4 364 707
7306309090	Oth.boilr tube weld,of single/ doublewelled,coppr plate,intrnl diam	2 537 097	9 248 699	2 383 720	10 485 651
7306401010	Oth.weld,of circulr cross-section ofweld boilr tube w intrnl diamtr<	601	8 767	11 250	92 385
7306401020	Oth.weld,of circulr cross-section ofweld boilr tube w intrnl diamtr>	0	46 517	0	391 796
7306402000	Welded boiler tubes of stainless steelwith internal diameter >12.5	183 765	922 214	371 312	2 059 714
7306403000	St'less steel pipes & tubes welded ofcirculr cross sec. w extrl dmtr>1	0	157 303	0	3 382 686
7306409000	Oth,not welded of circular cross sect.with internal diameter > 12,5	1 233 268	5 902 730	2 242 208	10 991 360
7306501010	Oth.boilr tube,weld,of circulr cross-sectn,oth alloy steel int.dmtr<=1	27 014	31 469	38 720	48 863
7306501020	Oth.boilr tube,weld,of circulr cross-sectn,oth alloy steel int.dmtr>1	288	61 001	2 354	306 731
7306509010	Oth.boilr tube,weld,of circulr cross-high pressure conduits	19 674	69 191	312 346	491 253
7306509090	Oth.boilr tube,weld,of circulr cross-highpressure conduits	44 386	99 778	461 739	1 193 008
7306610010	Oth.boilr tube,weld,square/ rectangularcross sectin,with int.diamtr	315 564	691 265	281 284	718 558
7306610090	Oth.boilr tube,weld,square/ rectangularcross sectin,with int.diamtr	1 373 414	8 611 382	1 144 685	6 356 583
7306690010	Oth.boilr tube,non circulr crss-sectionwith internal diameter<=12,5	0	6 473	0	22 950
7306690090	Oth.boilr tube,non circulr crss-sectionwith internal diameter>12,5	623	623	8 681	8 681
7306901010	Bundy-weld pipes and tubes,with internaldiameter <= 12,5mm	0	4 172	0	13 594
7306901090	Bundy-weld pipes and tubes,with internaldiameter > 12,5mm	3 483	4 733	11 497	25 890
7306909010	Oth.thn bundy-weld pipes & tubes, withinternal diameter <= 12,5r	12 149	52 299	111 557	558 148
7306909090	Oth.thn bundy-weld pipes & tubes, withinternal diameter > 12,5m	511 003	1 393 944	612 927	2 497 965
7307111000	Cast fitting of non-malleable cast ironhubless tube or pipe fittings	9 241	44 948	23 783	114 629
7307119000	Cast fitting of non-malleable cast iron tube or pipe fittings with hut	5 717	87 257	103 517	862 361
7307190000	Cast fitting of other than non-malleablecast iron	33 550	228 032	202 682	1 338 827
7307211000	Oth pipe of stainless steel flangesinternal diameter<15cm	37 055	119 006	213 604	922 377
7307219000	Oth pipe of stainless steel flangesinternal diameter>=15cm	775 241	1 472 762	6 132 118	13 274 253
7307221000	Oth pipe,stainless steel threaded ellbow ,bends&sleeves,internal d	4 286	51 924	202 144	1 314 762
7307229000	Oth pipe,stainless steel threaded ellbow ,bends&sleeves,internal d	1 161 629	1 448 888	1 058 177	5 868 103
7307231000	Oth pipe,stainless steel butt welding,fittings, internal diameter<15	19 271	244 487	143 798	1 200 539
7307239000	Oth pipe,stainless steel butt welding,fittings, internal diameter>=1	1 812 746	4 608 142	5 890 967	19 666 376
7307291000	Oth stainlss steel oth.than flanges,butt welding,ththreaded elbow,be	2 492 391	2 567 176	427 706	1 153 019
7307299000	Oth stainlss steel oth.than flanges,butt welding,threaded elbow,be	1 515 120	5 304 422	3 866 045	21 146 952
7307911000	Oth tube or pipe fittings flanges,internal diameter<15cm	137 949	1 817 411	675 207	3 797 090
7307919000	Oth tube or pipe fittings flanges,internal diameter>=15cm	673 962	5 827 436	1 765 627	13 868 611
7307921000	Oth tube/ pipe fittings threaded elbows,bends&sleeves,internal dia	8 379	67 885	74 887	459 334
7307929000	Oth tube/ pipe fittings threaded elbows,bends&sleeves,internal dia	125 085	468 951	490 666	3 390 387
7307931000	Oth tube/ pipe fittings,butt weldingfittings,internal diameter<15cm	314 528	1 733 585	498 225	2 520 850
7307939000	Oth tube/ pipe fittings,butt weldingfittings,internal diameter>=15c	599 469	3 720 746	2 448 558	14 328 064
7307991000	Oth tube/ pipe fittings,not butt welding/ flanges/ elbows, internal di	206 694	605 487	1 549 700	6 880 405

I.3. IMPOR MENURUT KOMODITI / IMPORT BY HS COMMODITY

*** MEI / MAY 2014 ***

HS	Uraian Komoditi Commodity Description	Berat Bersih / Net Weight (Kg)		Nilai / Value C.I.F (US\$)	
		Bulan ini Current Month	Kumulatif Cum.Jan. to date	Bulan ini Current Month	Kumulatif Cum.Jan. to date
7307999000	Oth tube/pipe fittings,not butt welding/flanges/elbows,internal di	1 450 968	3 083 541	1 895 945	32 162 865
7308101000	Bridges and bridge sect. w prefab'tedtype joined by shear connect	736 275	7 604 169	3 550 328	23 212 916
7308109000	Other bridges and bridge sections	1 104 953	2 140 606	1 971 775	3 929 922
7308201100	Towers with prefabricated modular typejoined by shear connector	1 381 181	1 537 823	1 791 999	2 601 132
7308201900	Other towers	196 997	2 428 747	1 331 465	7 494 200
7308202100	Lattice masts w prefabricated modular type joined by shear connec	5 767	18 062	57 495	134 788
7308202900	Other lattice masts	105 609	21 711 207	225 946	64 880 444
7308300000	Doors, windows and their frames & threshold for doors	101 551	1 212 358	457 968	3 777 398
7308401000	Equip. for scaffolding w prefabricatedmodlr type joined by shear c	144 064	448 135	28 778	131 605
7308409000	Other equipment for scaffolding, shuttering, propping or pit propp	962 549	4 972 714	1 244 998	6 037 219
7308902000	Other, prefabricated modular type joinedby shear connectors	1 542 778	7 101 009	2 272 028	9 469 863
7308904000	Oth corrug,curved/bent galv'd plt f ass'bly.into undgrnd conduits&	18 447	215 683	81 909	817 265
7308905000	Other structures & parts of structures,rail for ships	8 945	24 066	17 090	29 691
7308906000	Other structures & parts of structures,perforated cable trays	109 466	170 788	499 471	625 400
7308909200	Other structures & parts of structures,guardrails	47 887	448 636	55 958	633 914
7308909900	Other structures & parts of structures,not guardrails	10 051 495	48 266 586	22 094 965	110 305 250
7309001100	Reservoir,tank,vat&similar,of iron/steel,cap.>300ltr,lined/heat-ins	391 583	524 739	1 199 112	1 391 396
7309001900	Reservoir,tank,vat&similar,of iron/steel,cap.>300ltr,not lined/heat	101 236	760 539	271 654	3 648 804
7309009100	Oth reservoi,tank,vat&similar,iron/steel,cap.>300ltr,lined/heat-ins	109 322	135 113	431 621	698 236
7309009900	Oth reservoi,tank,vat&similar,iron/steel,cap.>300ltr,not lined/hea	478 680	3 007 975	7 591 006	20 948 227
7310101000	Tank,cask,drum,can,boxe&similar,capacity>50L&<=300L,of tinplat	9 130	156 961	27 894	574 891
7310109010	Tank,cask,drum,can,boxe&similar,cap.>50L&<=300L,not tinplate,s	13 060	45 288	32 541	147 355
7310109020	Tank,cask,drum,can,boxe&similar,cap.>50L&<=300L,not tinplate,s	6 526	189 975	39 740	486 356
7310109090	Tank,cask,drum,can,boxe&similar,cap.>50L&<=300L,not tinplate,n	489 209	3 221 102	849 558	6 403 051
7310211010	Cans <1L,closed by soldering of iron/steel casting in the rough	62 151	230 644	111 976	839 581
7310211020	Cans <1L,closed by soldering of iron/steel forging or stamping in	0	3 527	0	11 417
7310211090	Oth.cans <1L,closed by soldering of iron/steel	55 094	282 121	169 123	844 519
7310219100	Oth.cans >1L & <50L,closed by solderingof iron/steel	16 762	276 235	43 427	1 143 670
7310219910	Cans >1L & <50L,closed by soldering ofiron/steel casting in the rou	5 059	12 308	72 489	171 655
7310219920	Cans >1L & <50L,closed by soldering ofiron/steel forging or stampi	7 489	18 013	11 205	52 213
7310219990	Oth.cans >1L & <50L,closed by solderingof iron/steel	65 450	313 475	119 577	1 120 129
7310291020	Cans <1L,not soldering of iron/steel forging or stamping in	0	3 380	0	15 284
7310291090	Oth.cans <1L,not soldering of iron/steel	166 673	673 252	561 472	2 429 941
7310299100	Oth.cans >1L & <50L,not soldering ofiron/steel	87 169	202 187	815 650	1 815 816
7310299910	Cans >1L & <50L,not soldering of iron/steel casting in the rough	554	1 253	14 330	35 136
7310299920	Cans >1L & <50L,not soldering of iron/steel forging or stamping in	3 022	133 085	26 412	454 561
7310299990	Oth.cans >1L & <50L,not soldering ofiron/steel	39 183	422 403	187 660	2 106 900
7311002100	Cont'ners for compressed/liquefied gaseamless stl cylinders, capa	80 016	364 646	270 313	955 392
7311002200	Cont'ners for compressed/liquefied gas,seamless stl cylinders,cap.	439 458	2 346 297	666 849	3 469 998
7311002900	Cont'ners for compressed/liquefied gaseamless stl cylinders,capa	136 578	1 818 370	983 405	8 917 268
7311009310	Other containers of iron or steel withcapacity<=7,3L	0	2 959	0	1 206
7311009390	Other containers of iron or steel withcapacity>7,3L&<30L	0	29 245	0	48 615
7311009400	Other containers of iron or steelcapacity>=30L&<110L	32 400	84 954	47 700	121 000
7311009900	Other containers of iron or steelcapacity>=110L	103 209	1 022 339	537 689	4 843 076
7312101000	Stranded wr,ropes & cables for lockedcoil,flatt'ed strands&non rott	12 349	379 677	124 941	1 487 398
7312102000	Stranded wire,rope&cables by plated /coatd wth brass,& of a nom	1 176 976	5 006 213	2 485 730	10 539 083
7312109110	Other stranded wire, rope and cablesprestressed concrete strand w	477 292	7 827 035	408 466	6 479 205
7312109190	Other stranded wire, rope and cablesnot prestressed concrete strar	91 262	984 623	457 127	2 732 302
7312109900	Stranded wire, rope and cables withstranded wire of diameter of>	607 299	3 700 965	3 213 690	12 591 738
7312900000	Oth stranded wire, rope and cables,plaitd bnds,slings&of ir/stl not	245 754	1 233 991	523 132	3 143 490
7313000000	Barbed wr of iron/steel; twisted hoop & of a kind used f fencing of	594 995	1 447 243	354 335	975 269
7314120000	Woven cloth with endless bands formachinery, of stainless steel	8 185	33 491	251 422	755 298
7314140000	Woven cloth, of stainless steel	100 978	344 885	406 816	1 926 247
7314191000	Endless bands for machinery oth thn ofstainless steel	1	3 602	1 573	50 235
7314199000	Other woven cloth, not stainless steel	24 755	233 616	149 939	1 000 814
7314200000	Grill&fencing,welded at the intersect ofwr wth a max.sect.d>3mm	260 943	1 178 318	358 704	1 181 613
7314310000	Other grill, netting & fencing,welded atthe intersect.by pltd/coatd	655 044	4 212 184	381 004	4 561 038
7314390000	Oth grill, netting and fencing,welded atthe intersection	880 069	2 927 518	510 388	1 770 378
7314410000	Oth cloth, grill, netting and fencing byplated or coated with zinc	117 553	649 677	90 757	585 659
7314420000	Oth cloth, grill, netting and fencing bycoated with plastics	0	2 240	0	3 749
7314490000	Oth cloth, grill, netting and fencing	235 663	1 035 790	315 265	1 189 100
7314500000	Expanded metal	148 178	646 444	123 807	443 735
7315111000	Roller chain for bicycles of mild steel	1 121 859	5 784 707	1 563 113	9 471 080
7315119100	Oth mild steel for roller chain,transmispitch lenght>=6mm&<32mr	22 486	244 033	238 174	2 066 504
7315119900	Oth mild steel for roller chain,transmispitch lenght>32mm	408 613	1 920 411	1 523 697	6 724 629
7315121000	Other roller chain of mild steelbicycle or motorcycle chain	168 634	1 070 311	319 723	2 111 170
7315129000	Other roller chain of mild steelnot bicycle or motorcycle chain	705 082	2 555 457	1 677 322	7 426 233
7315191000	Roller chain part for bicycles ofmotorcycle chain	4 811	61 168	49 923	586 218

I.3. IMPOR MENURUT KOMODITI / IMPORT BY HS COMMODITY
***** MEI / MAY 2014 *****

H S	Uraian Komoditi Commodity Description	Berat Bersih / Net Weight (Kg)		Nilai / Value C.I.F (US\$)	
		Bulan ini Current Month	Kumulatif Cum.Jan. to date	Bulan ini Current Month	Kumulatif Cum.Jan. to date
7315199000	Roller chain part not for bicycles of motorcycle chain	183 710	1 097 622	579 330	4 198 153
7315200000	Skid chain of mild steel	13 363	210 209	41 221	542 261
7315810000	Stud-link of mild steel	128 914	880 228	186 711	1 271 205
7315820000	Other, welded link of mild steel	86 160	1 777 688	188 371	3 539 971
7315891000	Other chain for bicycles of mild steel	213 423	1 117 372	1 311 280	7 394 355
7315899000	Other chain of mild steel not for motorcycles and bicycles	261 887	1 060 651	957 634	2 772 104
7315902000	Other parts of chain for motorcycles and bicycles	24 663	368 924	39 716	653 284
7315909000	Other parts of chain not for motorcycle and bicycles	45 307	186 982	423 473	1 819 248
7316000000	Anchors, grapnels and parts thereof, of iron or steel	515 749	2 704 496	900 608	5 544 112
7317001000	Wire nails	1 017 835	3 305 963	528 747	1 719 098
7317002000	Staples	387 876	1 809 524	303 976	1 372 472
7317009010	Dog spikes for rail sleepers, carding-tacks & similar articles, of iron or steel	120 263	254 644	196 159	434 657
7317009090	connector & anti-splitting, connector and Hob nails for footwear, of iron or steel	1 952 182	10 284 403	949 065	4 843 203
7318110000	Threaded articles for coach screws	136 066	725 851	338 788	1 310 696
7318120000	Other wood screws with an external diameter not exceeding 16 mm	96 025	530 487	142 384	984 491
7318130000	Screw hooks and screw rings with an external diameter not exceeding 16 mm	97 745	321 446	527 382	3 161 863
7318140000	Self tapping screw with an external diameter not exceeding 16 mm	330 869	2 699 106	688 859	4 809 071
7318150000	Screw metal with/without nuts/washers with an external diameter not exceeding 16 mm	4 188 659	23 034 841	21 241 998	122 836 278
7318160000	Nuts with an external diameter not exceeding 16 mm	1 354 963	6 990 317	7 209 266	40 958 957
7318190000	Other threaded articles of an external diameter not exceeding 16 mm	924 534	3 436 606	3 595 969	18 379 999
7318210000	Non threaded artic. for spring washers & oth lock washers with an external diameter not exceeding 16 mm	108 964	438 942	1 066 523	5 107 581
7318220000	Other washers with an external diameter not exceeding 16 mm	277 003	1 821 729	4 206 223	24 839 389
7318230000	Rivet with an external diameter not exceeding 16 mm	63 185	340 901	605 941	2 653 573
7318240000	Cotters & cotters pins with an external diameter not exceeding 16 mm	211 897	1 092 297	2 186 679	12 215 301
7318290000	Other non threaded articles with an external diameter <= 16 mm	1 768 262	6 630 469	9 884 902	47 771 113
7319400000	Safety pins	327 617	1 340 864	3 219 350	14 819 505
7319901000	Sewing, darning, and embroidery needles	30 490	87 436	46 386	176 874
7319909000	Other needles, not for sewing	78 931	325 194	268 418	1 440 168
7320101100	Leaf springs & leaves for motor vehicles, >10 persons, gross weight >24T	296 263	844 857	484 494	3 269 269
7320101900	Leaf springs & leaves for motor vehicles, gross weight >24T	69 016	282 809	96 011	466 998
7320109000	Other leaf springs and leaves	118 571	423 713	1 047 679	4 428 791
7320201000	Helical springs for motor vehicles	130 323	918 534	1 533 412	9 470 354
7320209000	Other Helical springs for motor vehicles	227 822	1 014 766	1 521 091	8 018 838
7320901000	Other springs and leaves for motor vehicles	113 390	708 696	1 118 499	7 210 373
7320909000	Other springs and leaves	144 823	776 992	1 097 153	6 772 544
7321110000	Cooking appliances and plate warmers for gas or for both gas and liquid fuel	89 103	956 034	492 438	4 099 403
7321120000	Cooking appliances and plate warmers with liquid fuel	0	67	0	347
7321190000	Other Cooking appliances & plate warmers including appliances for both gas and liquid fuel	13 737	58 874	100 298	279 440
7321810000	Other appliances with gas fuel or for both gas and other fuels	37 935	215 103	31 105	332 984
7321820000	Other appliances with liquid fuel	0	1 802	0	5 882
7321890000	Other appliances with solid fuel	2 441	2 441	14 843	14 843
7321901000	Other cooking appliances & plate warmers of burner for kerosene stoves	1 139	3 208	6 323	17 770
7321902000	Other Cooking appliances and plate warmers	301 658	1 283 166	1 476 966	6 222 187
7321909000	Other Cooking appliances and plate warmers	351 962	1 769 613	740 069	3 328 358
7322110000	Radiators and parts of cast iron	0	6 795	0	17 424
7322190000	Other parts of radiators	16 061	232 422	197 554	1 812 124
7322900000	Other radiators for central heating	194 718	520 732	466 516	2 556 500
7323100000	Iron/steel wool; pot scourers & scouring or polishing pads, gloves and brushes	77 204	427 472	139 629	829 732
7323911000	Kitchenware of cast iron, not enamelled	133 631	548 476	303 267	1 606 275
7323912000	Household articles of cast iron not enamelled	0	2 100	0	15 000
7323919000	Household articles of cast iron not enamelled	57 923	235 641	28 412	310 901
7323920000	Household articles of cast iron, enamelled	82 542	254 957	44 254	142 813
7323931000	Kitchenware of stainless steel	1 079 569	3 674 695	1 625 030	6 542 591
7323932000	Other household articles of stainless steel	307	2 719	202	4 823
7323939000	Other household articles of stainless steel	830 513	4 183 087	965 933	4 871 428
7323940000	Household articles of iron (oth. than cast iron) or steel, enamelled	258 093	1 214 024	161 076	797 500
7323991000	Other kitchenware	354 283	1 432 879	406 318	1 951 537
7323992000	Ashtrays	749	7 584	1 108	16 612
7323999000	Other household articles of iron or steel	254 470	939 986	467 158	1 822 000
7324101000	Kitchen sinks of stainless steel	198 516	895 006	367 099	2 192 336
7324109000	Sinks and wash basins, of stainless steel, oth than kitchen sink	91 159	333 317	176 063	678 292
7324211000	Bath of cast iron, whether or not enamelled	15 963	34 551	35 146	136 770
7324219000	Of cast iron, whether or not enamelled, not long bathtubs	2 559	24 971	5 778	17 056
7324290000	Other sanitary	33 057	140 842	119 386	653 738
7324901000	Sanitary ware for flushing water closets or urinals (fixed type)	55	6 232	284	9 587
7324909100	Part of kitchen sinks or bathtubs	13 070	31 545	37 034	112 268
7324909300	Part of flushing water closets or urinals (fixed type)	0	4 876	0	14 740
7324909900	Other sanitary ware and parts	317 971	1 158 827	719 907	2 482 919

I.3. IMPOR MENURUT KOMODITI / IMPORT BY HS COMMODITY

*** MEI / MAY 2014 ***

HS	Uraian Komoditi Commodity Description	Berat Bersih / Net Weight (Kg)		Nilai / Value C.I.F (US\$)	
		Bulan ini Current Month	Kumulatif Cum..Jan. to date	Bulan ini Current Month	Kumulatif Cum..Jan. to date
7325102000	Manhole covers, gratings and frames therefor	50 550	138 479	141 187	380 420
7325109090	Spouts and cups for not latex collection	34 709	367 842	71 925	563 842
7325910000	Grinding balls and similar articles formills	930 410	2 948 646	1 639 875	4 486 599
7325992000	Manhole covers, gratings and frames therefor	74 707	278 171	348 322	1 002 519
7325999000	Oth than cast articles of iron or steel	103 774	600 659	727 816	3 193 924
7326110000	Grinding balls and similar articles formills	4 080 466	19 219 681	4 689 688	23 140 737
7326190000	Other articles of iron or steel but notforged or stamped	2 189 795	10 834 435	10 685 055	49 062 321
7326205000	Poultry cages and the like articles ofiron or steel wire	405 715	1 588 742	618 268	2 671 663
7326209000	Poultry cages and the like oth thanarticles of iron or steel wire	308 607	1 556 913	1 037 534	4 060 586
7326901000	Ships' rudders not forged or stamped	19 461	133 284	48 238	777 801
7326903000	Stainless stl shield&clamp assembly wthrubbl.sl for hubless cast iro	372 428	858 423	2 645 736	6 269 127
7326906000	Bunsen burners	30 843	173 167	259 267	1 144 834
7326907000	Stainless steel shield, clamp assemblyhorses shoes, riding boot spl	732	38 971	12 952	189 990
7326909100	Cigarette cases and boxes	3 555	11 724	24 605	160 785
7326909910	Spouts and cups for latex collection	794	4 604	49 630	318 796
7326909920	Rat traps but not forged or stamped	1 813	5 044	1 727	17 995
7326909990	Other articles not forged or steamed	3 888 003	18 077 592	21 691 591	110 309 543
7401000000	Copper mattes, cement copper(precipitated copper)	0	132 052	0	2 566 521
7402000000	Unrefined copper, copper anodes forelectrolytic refining.	861	37 000	4 449	278 137
7403110000	Refined copper for cathodes and sections of cathodes	10 340 379	43 083 830	72 075 029	311 021 003
7403120000	Refined copper for wire-bars	208	2 952	10 597	12 947
7403130000	Refined cooper for billets	237	2 944	4 434	23 647
7403190000	Other refined copper	31 586	234 280	295 486	2 233 667
7403210000	Copper alloys for copper-zinc basealloys (brass)	472 132	1 695 798	2 494 313	10 066 170
7403220000	Copper alloys for copper-tin base alloys(bronze)	167 242	560 602	1 004 122	3 316 178
7403290000	Copper alloys for oth copper alloys(oth than master alloys of head	6 460	141 509	1 054 963	5 942 387
7404000000	Copper waste and scrap	1 146 306	2 901 956	7 198 450	18 221 902
7405000000	Master alloys of copper	962	55 078	40 201	665 484
7406100000	Powders of non-lamellar structure	23 903	177 362	311 284	1 925 873
7406200000	Powders of lamellar structure flakes	25 510	218 380	367 613	2 475 712
7407103000	Profiles of refined copper	14 751	27 481	80 441	194 469
7407104000	Bar androsss of refined copper	302 149	1 707 118	2 057 967	11 468 478
7407210000	Of copper-zinc base alloys (brass)	259 832	951 783	1 578 973	6 071 084
7407290000	Other of copper alloys	34 631	333 995	305 349	3 745 378
7408111000	Of which the maximum cross sectionaldimension does not exceed 1	16 827	406 053	199 516	3 387 048
7408119000	Copper wire of which does exceed 14 mm	30 675	257 198	215 990	702 854
7408190000	Other wire of refined copper	948 441	4 628 094	5 195 284	27 399 161
7408210000	Of copper-zinc base alloys (brass)	113 881	509 277	949 145	4 282 861
7408220000	Of copper-nickel base (cupro-nickel)or copper-nickel-zinc base/nic	10 458	14 911	88 066	187 453
7408290000	Other copper alloys for copper wire	88 894	461 324	681 215	3 366 457
7409110000	Copper plates, sheets and strips,of refined copper in coils	57 030	472 638	577 371	3 992 265
7409190000	Copper plates, sheets and strips,of refined copper, not in coils	119 996	961 858	1 251 639	6 531 899
7409210000	Copper plates, sheets,strips, of copperzinc base alloys (brass), in cc	459 862	2 569 630	3 336 674	19 121 830
7409290000	Copper plates, sheets,strips, of copperzinc base alloys (brass), not	307 504	1 427 645	1 593 933	7 167 503
7409310000	Copper plates, sheets,strips, of coppertin base alloys (brass), in coi	333 293	942 627	2 681 820	8 060 442
7409390000	Copper plates, sheets,strips, of coppertin base alloys (brass), not ir	33 899	152 973	234 432	606 429
7409400000	Copper-nickel base alloy (cupro-nickel), copper-nickel-zinc base all	80 661	479 142	764 017	4 255 720
7409900000	Other copper alloys, unrefined	2 739	90 582	47 828	544 190
7410110000	Copper foil, refined, thickness < 0.15mm , not backed	99 107	462 282	851 080	3 980 097
7410120000	Copper alloys, refined, thickness < 0.15 mm, not backed	83 309	419 261	968 567	4 079 537
7410210010	Copper foil reinforced sheets/plates ofpolyamide, of refined coppe	1 326	3 334	1 687	7 375
7410210020	Copper foil reinforced sheets/plates ofpolyamide, Copper clad lam	451 443	2 029 890	2 376 265	11 727 859
7410210090	Reinforced sheets/plates of polyamide,copper clad laminate not fc	2 148	24 330	14 020	194 480
7410220000	Reinforced sheets/plates of polyamide,of copper alloys, unrefined	311	3 553	10 331	83 866
7411100000	Copper tubes & pipes of refined copper	573 268	2 384 108	4 561 443	19 208 989
7411210000	Copper tubes & pipes of copper alloyswith copper-zinc base alloys	170 876	623 471	1 344 962	5 138 043
7411220000	Copper tubes & pipes of copper alloyswith cupro-nickel or nickel si	5 594	12 652	155 539	336 858
7411290000	Other copper tubes and pipes	1 036 314	4 173 629	2 305 014	10 400 389
7412100000	Copper tube or pipe fittings ofrefined copper	5 002	48 141	46 328	185 529
7412201000	Copper tube or pipe fittings ofcopper-zinc base alloys (brass)	55 495	244 260	815 485	3 475 721
7412209000	Copper alloys, not brass, refined	43 350	199 816	285 502	1 682 582
7413001000	Stranded wire,cable&etc, not electricalinsul. a diameter not excee	65 628	224 043	502 150	1 931 406
7413009000	Stranded wire,cable&etc, not electricalinsul. a diameter > 28,28 m	57 645	760 940	219 051	1 912 946
7415101000	Nails & tacks, drwing pins,staples ofcopper iron or steel with head	35 027	53 573	65 508	164 006
7415102000	Staples and similar articles of copper	0	1 836	0	2 744
7415109000	Tacks, drawing pins, staples & similar articles	7 838	56 651	250 046	1 847 188
7415210000	Washers (including spring washers)but not threaded	15 644	98 906	133 517	889 161
7415290000	Other articles of copper, not threaded	2 177	29 425	64 801	555 697

I.3. IM POR M ENURUT KOM ODITI / IM PORT BY HS COM M ODITY
***** MEI/ MAY 2014 *****

H S	Uraian Komoditi Commodity Description	Berat Bersih / Net Weight (Kg)		Nilai / Value C.I.F (US\$)	
		Bulan ini Current Month	Kumulatif Cum.Jan. to date	Bulan ini Current Month	Kumulatif Cum.Jan. to date
7415331000	Screws	16 754	257 856	519 213	2 534 196
7415332000	Bolts and nuts	31 356	360 277	346 256	2 211 423
7415390000	Other threaded articles	9 607	54 032	76 217	765 038
7418101000	Pot scourers and scouring or polishing pads, gloves and the like	44	6 156	26	10 788
7418103000	Cooking/heating apparatus of kind used for household purposes,nc	63	14 580	1 264	17 805
7418109000	Other household articles and parts thereof of coppers	344	2 732	3 821	21 807
7418200000	Sanitary ware and parts thereof	35 971	162 288	206 883	1 499 780
7419100000	Chain and parts thereof of copper	4 857	34 531	18 235	102 822
7419910010	Fittings for fire hoses, of copper	999	3 344	9 763	62 857
7419910020	Reservoirs, tanks, vats and similar containers not fitted of copper	110	56 045	3 507	983 022
7419910030	Electroplating anodes, machine belt fastener, fittings for ships/oth	584	109 479	26 245	659 393
7419910090	Oth table, kitchen, cast, moulded, stamped / forged but not further	51 832	223 825	1 350 306	5 287 282
7419993100	Colth grill and netting of copper wire for machinery	1 549	25 459	37 300	354 093
7419993900	Grill and netting of copper wire cloth suitable for making mosquito	91	3 668	5 773	44 778
7419994000	Other grill and netting of copper wire springs	36 874	104 905	272 598	893 166
7419995000	Other grill and netting of copper wire cigarette cases or boxes and	1	10	20	3 731
7419996000	Cooking/heating apparatus, oth than of a kind used for domestic p	0	4 173	0	12 796
7419997000	Articles specially designed for use during religious rites	2 077	11 574	816	12 953
7419999010	Electroplating anodes, machine belt fastener, fitting for ships, for fire	117 475	410 844	585 074	1 842 959
7419999020	Similar containers not fitted with mech./terminal equip. of a cap. of	1 393	19 297	11 107	99 182
7419999090	Other articles of non copper	59 539	218 593	385 402	2 084 118
7501100000	Nickel mattes	122	208	916	1 477
7501200000	Nickel oxide sinters&oth intermediate products of nickel metallurg	8 000	8 000	14 800	14 800
7502100000	Unwrought nickel, not alloyed	35 664	360 850	711 989	5 509 335
7502200000	Unwrought nickel alloys	115	1 232	1 304	18 243
7504000000	Nickel powders and flakes	3 971	33 900	124 633	529 527
7505110000	Bars, rods and profiles of nickel, not alloyed	3 094	9 994	67 903	217 483
7505120000	Bars, rods & profiles of nickel alloys	17 193	55 163	234 847	1 026 621
7505210000	Wire of nickel, not alloyed	1 110	17 199	55 626	358 566
7505220000	Wire of nickel alloys	31 814	360 014	430 930	8 270 583
7506100000	Nickel plates, sheets, strip & foil of nickel, not alloyed	2 470	33 729	63 478	604 571
7506200000	Nickel plates, sheets, strip and foil of nickel alloys	26 801	145 260	407 101	2 186 824
7507110000	Tubes and pipes of nickel, not alloyed	0	868	0	4 754
7507120000	Tubes and pipes of nickel alloys	2 432	16 778	49 474	610 536
7507200000	Tube or pipe fittings	3 727	38 848	49 606	932 228
7508100000	Cloth, grill and netting, of nickel wire	2 255	9 686	194 491	602 927
7508903000	Bolts and nuts of non nickel	1 716	17 571	10 418	130 173
7508904000	Other articles suitable for use in building of non nickel	218 121	219 322	263 218	271 066
7508905000	Electroplating anodes, wrought or un-wrought, including those proc	6 719	31 899	148 860	973 253
7508909010	Screens for printing machines	25 796	157 916	447 708	2 018 402
7508909090	Other articles of nickel	2 820	10 191	146 681	1 141 838
7601100000	Unwrought aluminium, not alloyed	5 340 631	32 703 771	11 570 986	68 122 695
7601200000	Unwrought aluminium alloys	15 740 133	76 621 155	35 512 391	169 630 240
7602000000	Aluminium waste and scrap	5 376 884	19 097 787	8 634 294	30 682 277
7603100000	Aluminium powders of non lamellar structure	652 035	1 128 024	356 410	1 671 811
7603200010	Aluminium flakes of lamellar structure	2 073	16 918	18 842	78 856
7603200020	Aluminium powders of lamellar structure	33 428	235 110	308 353	1 433 430
7604101000	Aluminium bars and rods not alloyed	465 105	2 065 231	734 023	4 572 078
7604109010	Profiles suitable for use as heat sink with cross-sect. dimension <17	41 761	135 079	336 205	1 082 717
7604109090	Oth Aluminium profiles suitable for use as heat sink	951 749	3 709 264	1 131 358	5 060 705
7604211000	Perforated tube profile for evaporator coils of mtr vehicle ac mach.	23	8 475	498	81 507
7604219000	Oth hollow profiles of aluminium alloys	269 500	1 111 681	1 017 637	4 411 049
7604291000	Extruded bars and rods not surface treated	51 142	229 976	132 310	920 340
7604293000	Y-shaped profiles for zip fasteners, in coils of non aluminium alloys	3 272	25 641	17 877	152 324
7604299000	Other extruded bars, rods and profiles of non aluminium alloys	292 963	1 317 101	940 034	5 039 117
7605110000	Alum. wire of not alloyed which the max. cross-sect'l dim. exceeds :	3 219	24 843	16 631	222 709
7605191000	Aluminium wire of not alloyed with a diameter < 0.0508 mm	3 024	12 890	11 447	51 465
7605199000	Other aluminium wire of non aluminium not alloyed	275 440	1 026 626	772 449	3 461 520
7605210000	Alum. wire of aluminium alloys which the max. cross-sect'l dimensic	33 898	118 249	118 092	385 080
7605290000	Aluminium wire of non aluminium alloys with a diameter not exce	61 471	283 753	270 276	1 195 832
7606111000	Aluminium plates, sheets & strip of plain or figured by rolling of thick	21 110	8 265 648	1 341 309	24 474 339
7606119000	Oth aluminium plates, sheets & strip of plain/ figured by rolling of thi	1 953 529	9 164 816	4 569 778	21 287 508
7606121000	Aluminium alloys can stock including end stock & tab stock in coils	16 942	48 423	471 146	1 489 614
7606122000	Aluminium plates, not sensitised of kind used in the printing indust	27 790	300 169	74 055	852 958
7606123100	Sheets of aluminium alloy 5082, 5182, <1mm with in coils	106 148	878 597	459 305	3 520 151
7606123910	Sheets alum. litho grade sheet/coil alloy HA 1052 hardness temper	1 002 581	5 358 662	2 005 340	9 111 047
7606123990	Other aluminium sheet/coil not exceeding 1,000 mm in width	2 839 060	18 103 405	9 275 787	57 127 724
7606129000	Oth plain/ figured by roll./ press. but not surface treated of non alur	1 508 976	5 564 332	7 000 957	30 016 689

I.3. IM POR M ENURUT KOM ODITI / IM PORT BY HS COM M ODITY
***** M EI/ MAY 2014 *****

H S	Uraian Komoditi Commodity Description	Berat Bersih / Net Weight (Kg)		Nilai / Value C.I.F (US\$)	
		Bulan ini Current Month	Kumulatif Cum..Jan. to date	Bulan ini Current Month	Kumulatif Cum..Jan. to date
7606910000	Oth alum. not alloyed,plain/figured byrolling/pressing not surface	140 641	850 643	802 244	4 202 934
7606920000	Oth aluminium alloyed,plain/figured byrolling/pressing not surface	214 623	1 504 840	556 760	3 368 317
7607110000	Aluminium foil not backed, rolled butnot further worked	1 957 926	8 874 350	6 865 066	31 559 868
7607190000	Oth.aluminium foil alloy not rolled butnot worked	555 300	2 421 214	4 528 180	18 873 614
7607200000	Aluminium foil backed	796 618	3 606 584	3 131 162	14 070 416
7608100000	Aluminium tubes and pipes of aluminium,not alloyed	92 759	516 713	642 104	3 621 557
7608200000	Aluminium tubes and pipes of aluminiumalloys	510 460	12 551 816	1 986 742	27 058 575
7609000000	Aluminium tube or pipe fittings (forexample, coupling,elbows,slee	135 077	647 968	1 177 511	6 463 605
7610100000	Alum. structures for doors, windows &their frames and thresholds	215 046	1 050 886	665 392	3 723 656
7610902000	Other aluminium structures internal/external floatingroofs for sto	8 141	18 109	59 488	99 958
7610909000	Oth alum. structures for bridges andbridge section,towers,lattice r	1 019 600	5 213 848	1 109 175	7 483 245
7611000000	Aluminium reservoirs, tanks, vats andsimilar containers for any ma	21 375	98 398	240 216	1 060 010
7612100000	Aluminium collapsible tubular containers	14 129	62 616	180 732	1 532 391
7612901000	Aluminium casks, drums, cans, boxes andseamless containers for f	0	7 304	0	39 856
7612909000	Oth.aluminium casks,drums,cans, boxes & containers, for any mate	630 262	3 210 155	3 386 365	15 920 798
7613000000	Aluminium containers for compressedor liquified gas	29 179	51 783	134 230	549 207
7614101100	With steel core cables of a diameternot < 25.3 mm	75 476	3 856 044	219 445	7 967 254
7614101200	With steel core cables of a diameter> 25.3 mm but < 28.28 mm	0	71	0	663
7614101900	Other cable wth steel core	104 927	456 523	1 238 079	5 012 613
7614109000	Other stranded wire with steel core	9 833	47 787	69 560	583 777
7614901100	Cables without steel core of a diameter< 25.3 mm	1 722	2 370	15 095	25 524
7614901900	Other cable without steel core	2 772	18 848	41 163	661 739
7614909000	Other stranded wire without steel core	5 585	74 690	161 206	445 601
7615101000	Pot scourers and scouring or polishingpads,/gloves and the like of	13 394	29 430	100 336	124 065
7615109000	Oth table, kitchen/oth householdarticles & parts thereof of alumin	491 493	1 950 461	1 673 142	7 084 071
7615202000	Bedpans, urinals (portable type)and chamber pots	536	2 447	779	138 972
7615209000	Other sanitary ware and parts thereof ofaluminium	23 471	87 951	137 957	487 743
7616101000	Nails of aluminium	12 045	67 973	14 295	70 535
7616102000	Staples and hooks of aluminium	32 828	182 799	245 991	1 289 085
7616109000	Tacks, rivets,cotters,cotter pins and washers of aluminium	128 955	648 407	868 500	5 684 043
7616910000	Other cloth, grill, netting and fencing, of aluminium wire	33 837	115 144	103 848	278 946
7616992000	Ferrules for use in the manufacture of pencils	7 920	117 443	43 916	658 863
7616993000	Alum.slugs, round, of such dim. that the thick's>one tenth of the d	163 300	816 964	428 076	1 861 724
7616994000	Bobbins, spools, reels and similarsupports for textile yarn	1 600	51 177	40 278	251 253
7616996000	Latex spouts and latex cups	0	3 047	0	4 969
7616999110	Venetian blinds	519	1 744	12 057	72 622
7616999190	Other venetian blinds	30 510	167 568	206 404	715 708
7616999200	Expanded metal	102	7 062	2 524	45 112
7616999900	Other Expanded metal	410 500	1 871 341	3 132 051	13 856 285
7801100000	Unwrought refined lead	2 058 814	17 476 125	4 600 775	40 155 826
7801910000	Unrefined lead containing by weightantimony as the principal othe	2 518 718	11 157 383	5 381 400	24 505 699
7801990000	Unrefined lead containing by weightantimony not as the principal	1 515 393	6 471 609	3 569 163	15 480 005
7804110000	Lead sheets, strip and foil ofa thickness < 0,2 mm	307	5 804	5 414	61 577
7804190010	Lead embossed,cut to shape,perfortd,coated,printed,backed,reinf	9 416	47 598	245 016	1 399 784
7804190090	Oth lead waste & scrap, plates, sheets,strip and foil, lead powder &	300 115	770 096	687 704	1 721 839
7804200000	Lead powders and flakes	288	22 202	1 480	66 963
7806002000	Lead bars,rods, profiles and wire	10 093	259 068	242 819	1 754 830
7806003000	Lead,tubes,pipes and tube orpipe fittings	2 815	13 578	44 251	159 613
7806009010	Lead wool,washers,electro-plating anodes	62	1 109	20 991	92 269
7806009090	Other articles of lead	3 956	22 188	46 525	341 208
7901110000	Zinc not alloyed containing by weight99.99% or more of zinc	6 439 521	35 525 054	14 480 497	78 630 356
7901120000	Zinc not alloyed containing by weight< 99.99% of zinc	2 583 933	12 336 922	5 871 615	27 421 500
7901200000	Zinc alloys	1 981 784	7 753 795	4 719 695	18 367 146
7903100000	Zinc dust	173 204	829 567	221 530	1 930 418
7903900000	Zinc powders and flakes	201 925	1 003 447	575 694	2 955 139
7904000000	Zinc wire,bars,rods, profiles and wire	3 645	121 792	16 145	329 416
7905003000	Zinc foil a tickness < 0.25 mm	9	53 766	842	27 705
7905009000	Zinc plates, sheets, strip and foil> 0.25 mm	271 781	1 150 044	380 623	1 645 819
7907003000	Gutters, roof capping, skylight frames &oth fabricated building cor	163 998	465 756	230 755	526 238
7907004000	Zinc tubes, pipes,tube, pipe fittings(for cuoplings, elbows, sleeves)	13 155	29 298	102 802	356 284
7907009100	Other cigarette cases or boxes ashtrays	472	1 020	2 060	2 655
7907009200	Other household articles	43	713	355	2 539
7907009910	Elec.plating anodes,stencil plates,nail,tackes,nuts,bolt,screws, & si	3 877	135 322	16 084	323 736
7907009990	Oth articles of zinc	114 088	651 043	557 732	2 317 102
8001100000	Unwrought tin, not alloyed	35	19 701	1 012	212 950
8001200000	Unwrought tin alloys	876	66 623	12 055	1 987 724
8003001000	Tin bars, rods, profiles and wiresoldering	22 234	67 007	364 622	1 707 124
8003009000	Tin bars, rods, profiles and wirenot soldering	44 638	214 423	776 521	3 881 680

I.3. IMPOR MENURUT KOMODITI / IMPORT BY HS COMMODITY
***** MEI/ MAY 2014 *****

H S	Uraian Komoditi Commodity Description	Berat Bersih / Net Weight (Kg)		Nilai / Value C.I.F (US\$)	
		Bulan ini Current Month	Kumulatif Cum.Jan. to date	Bulan ini Current Month	Kumulatif Cum.Jan. to date
8007002000	Other articles of tin,plates,sheets andstrip thickness > 0,2 mm	17 080	378 426	32 892	443 381
8007003000	Tin-foil (whether or not printed or backpage,etc),thick < 0,2 mm,r	762	8 152	15 039	120 434
8007004000	Tin-Tubbes,pipes & tube/ pipe fitting(forexample,couplings,elbows	961	10 250	1 809	43 261
8007009100	Cigarette cases and boxes, ashtrays of tin	0	10	0	10 540
8007009990	Other articles of tin	48 887	239 532	95 271	473 503
8101100000	Tungsten (wolfram) powders	100	1 372	7 100	99 325
8101940000	Unwrought tungsten, including bars androds obtained simply by si	1 284	4 273	118 007	506 848
8101960000	Tungsten wire	84 506	228 609	668 086	1 667 916
8101991000	Tungsten bar&rods,oth than thoseobtaine ply by sintering,profiles	0	601	0	83 844
8101999000	Other articles of tungstens thereofincluding waste & scrap	401	29 622	60 203	393 608
8102100000	Molybdenum powders	0	3 004	0	65 366
8102940000	Unwrought molybdenum, including barsand rods obtained simply	0	24	0	2 774
8102950000	Molybdenum bar&rods,o.than those obt'dsimp. by sintering,profil	4	123	320	14 349
8102960000	Molybdenum wire	8 216	29 479	102 331	363 821
8102990000	Other molybdenum	293	934	2 534	8 577
8103200000	Unwrought tantalum, including bars androds obt'd simp.by sinteri	46 032	167 517	6 425 344	29 811 973
8103900000	Other tantalum	15	227	14 407	76 012
8104110000	Magnesium containing at least 99.8 % byweight of magnesium	469 979	848 524	1 251 460	2 275 991
8104190000	Other unwrought magnesium	1 864	29 178	63 230	236 510
8104300000	Magnesium raspings,turnings &granules,graded according to size;	0	17 810	0	144 879
8104900000	Other magnesium	0	25 827	0	67 615
8105201000	Unwrought cobalt	7 000	13 136	223 769	411 384
8105209000	Mattes cobalt; cobalt powders	1	1 453	345	63 317
8105900000	Other cobalt mattes	861	2 714	91 646	328 967
8106009000	Other bismut and articles thereof	0	5	0	70
8107200000	Unwrought cadmium, powders	2	13	189	923
8107900000	Other cadmium and articles thereof	1	94	76	2 430
8108200000	Unwrought titanium powders	0	100	0	7 109
8108900000	Other titanium and articles thereof	17 357	129 727	399 035	2 331 240
8109200000	Unwrought zirconium powders	14 859	29 203	8 497	16 888
8109900000	Other zirconium and articles thereof	676	57 644	4 670	1 383 310
8110100000	Unwrought antimony powders	0	71 215	0	553 967
8110200000	Antimony waste and scrap	0	7	0	6 923
8110900000	Other antimony and articles thereof	0	1 182	0	8 723
8111000000	Manganese and articles thereof,including waste and scrap	0	14 645	0	47 536
8112190000	Other beryllium and articles thereof	9	826	460	55 836
8112210000	Unwrought chromium powders	9 687	23 920	128 704	296 511
8112290000	Other Chromium and articles thereof	48	1 571	1 272	57 764
8112920000	Thallium unwrought waste and scrappowders	0	81	0	47 850
8112990000	Other thallium and articles thereof	27	29	17 300	17 444
8113000000	Cermets and articles thereof, includingwaste and scrap	92	252	12 959	37 668
8201100000	Hand tools spades and shovels	19 304	21 349	9 338	14 957
8201301000	Hoes (mamooties) and rakes	0	20	0	1 261
8201309000	Mattocks and picks	17	1 082	103	18 720
8201400000	Axes, bill hooks and similar hewingtools	0	18	0	572
8201500000	Secateurs & similar one-handed prunersand shears (including poul	5 652	66 273	6 376	86 635
8201600000	Hedge shears,two-handed pruning shearsand similar two handed s	0	1	0	2
8201900000	Other hand tools of a kind used inagriculture, horticulture or feres	7 204	11 426	44 026	74 565
8202100000	Hand saws	208 435	917 289	218 863	993 391
8202201000	Band saw blades	5 330	12 055	32 443	62 791
8202209000	Sparepart band saw blades	79 909	526 137	409 385	2 014 286
8202311000	Circular saw blades with working part ofsteel	458	10 355	20 358	196 909
8202319000	Sparepart sircular saw blades withworking part of steel	36 741	109 691	188 976	1 044 567
8202390000	Other circular saw blades includingparts	23 575	237 237	160 024	1 089 494
8202400000	Chain saw blades	24 776	96 840	59 099	278 002
8202910000	Straight saw blades for working metal	5 553	30 349	14 014	328 593
8202991000	Straight saw blades	8 702	39 348	110 746	638 113
8202999000	Other saw blades	122 225	458 898	296 956	1 857 393
8203100000	Files, rasps and similar tools	53 063	233 794	111 117	486 145
8203200000	Pliers (including cutting pliers),pincers, tweezers and similar tools	323 764	1 625 000	628 920	3 261 719
8203300000	Metal cutting shears and similar tools	24 115	218 381	98 666	526 542
8203400000	Pipe-cutters, bolt croppers, perforatingpunches, and similar tools	55 165	318 175	115 004	781 529
8204110000	Hand operated spanners and wrencheson adjustable	476 245	2 098 923	767 792	3 816 207
8204120000	Hand operated spanners and wrenchesadjustable	237 973	970 462	558 641	3 141 715
8204200000	Interchangeable spanner sockets, withor without handles	89 560	690 133	363 992	1 881 915
8205100000	Drilling, threading or tapping tools	59 777	300 550	356 665	2 096 472
8205200000	Hammers and sledge hammers	576 060	2 726 444	485 963	7 715 695
8205300000	Planes, chisels, gouges and similarcutting tools for working wood	122 417	390 836	204 914	1 702 251

I.3. IMPOR MENURUT KOMODITI / IMPORT BY HS COMMODITY
***** MEI / MAY 2014 *****

HS	Uraian Komoditi Commodity Description	Berat Bersih / Net Weight (Kg)		Nilai / Value C.I.F (US\$)	
		Bulan ini Current Month	Kumulatif Cum.Jan. to date	Bulan ini Current Month	Kumulatif Cum.Jan. to date
8205400000	Screwdrivers	232 499	1 112 127	613 384	2 579 633
8205511000	Flat irons	132	5 836	2 890	13 806
8205519000	Other household tools	6 688	63 494	41 173	388 322
8205590000	Other hand tools, oth than householdtools	485 842	2 228 780	1 233 945	6 752 764
8205600000	Blow lamps	1 265	4 614	11 613	32 301
8205700000	Vices, clamps and the like	179 515	948 349	1 230 431	5 169 907
8205900000	Other including sets of articles of two or more subheadings of this I	115 515	549 404	597 302	3 612 861
8206000000	Tools of two or more of the headings 82.02 to 82.05 put up in sets for	147 881	620 513	1 109 881	5 718 976
8207130000	Rock drilling or earth boring tools with working part of cermet	8 198	93 133	193 778	2 939 869
8207190000	Other rock drilling / earth boring tools, including parts	74 053	388 464	2 557 755	16 500 365
8207200000	Dies for drawing or extruding metal	151 849	442 248	2 358 683	9 579 481
8207300000	Tools for pressing, stamping or punching	79 186	746 835	2 097 627	14 700 176
8207400000	Tools for tapping or threading	11 454	94 697	744 758	3 632 729
8207500000	Tools for drilling, other than for rockdrilling	103 985	475 849	1 281 893	5 830 049
8207600000	Tools for boring or broaching	6 495	37 385	400 286	2 309 512
8207700000	Tools for milling	9 961	50 962	437 033	2 156 832
8207800000	Tools for turning	33 983	61 809	805 864	3 110 467
8207900000	Other interchangeable tools	53 125	888 970	1 528 462	15 973 972
8208100000	Knives and cutting blades for metalworking	40 727	170 253	751 652	4 474 646
8208200000	Knives and cutting blades for woodworking	16 204	239 312	117 605	1 782 024
8208300000	Knives& cutting blades f kitchen app'es /for mach. used by the food	7 629	27 076	75 894	183 282
8208400000	Knives& cutting blades for agricultural , horticultural or forestry ma	44 190	77 487	119 874	356 840
8208900000	Other knives and cutting blades for machines or for mechanical app	117 363	708 514	1 756 370	11 048 576
8209000000	Plates, sticks, tips and the like for tools,	33 806	140 441	3 312 386	16 120 983
8210000000	Hand-operated mechanical appliances, weighing	154 870	615 904	134 223	608 159
8211100000	Knives with cutting blades, serrated or not and sets of assorted arti	2 322	41 695	27 930	192 602
8211910000	Table knives having fixed blades	42 742	156 271	202 932	514 263
8211925000	Knives, fix blades, handle of base metal for agricultural, horticultur	2 389	5 312	54 911	133 896
8211929010	Flick/ spring knives, hunting, diving & scouts knives, penknives, blades	11 673	24 404	12 683	79 902
8211929090	Other knives having fixed blades with handle of base metal	21 499	77 863	26 974	332 129
8211932010	Knives, oth than fixed blades, with handle base metal, for agricultur	0	10 140	0	19 596
8211932090	Knives, oth than fixed blades, handle oth than metal, for agricultur	217	1 781	3 188	33 075
8211939000	Knives having other than fixed blades with handle of base metal	26 297	42 657	35 093	102 482
8211941000	Blades for knife of kind used for agriculture, horticulture/ forestry	50	280	3 198	7 077
8211949000	Blades with handle of base metal	20 945	96 255	49 531	395 255
8211950000	Knives with handles of base metal	12 289	53 524	50 900	255 363
8212100000	Razors	82 861	413 991	1 568 316	8 928 692
8212201000	Safety razor blades with double-edged razor blades	39 215	154 291	36 245	1 530 070
8212209000	Other razors and razor blades including razor blade blanks in strips	73 274	185 777	1 272 902	2 467 517
8212900000	Other parts of razors and razor blade	7 820	41 008	53 574	332 109
8213000000	Scissors, tailors' shears and similar shears and blade thereof	154 547	650 121	270 665	1 164 790
8214100000	Ppr knives, ltr openers, erasing knives, pencil sharpeners and blade	239 705	918 792	386 752	1 436 613
8214200000	Manicure or pedicure sets and instruments including nail files	34 654	261 473	102 719	474 059
8214900000	Other articles of cutlery	121 508	641 486	184 546	1 021 084
8215100000	Spoons, forks, ladles, skimmer, cake serv. & fish knives sets of assorte	9 720	52 820	14 222	106 298
8215200000	Similar kitchen and tableware, other sets of assorted articles	28 384	170 351	51 909	565 762
8215910000	Similar kitchen and tableware plated with precious metal	0	138	0	2 632
8215990000	Other similar kitchen and tableware	313 913	1 336 968	821 281	2 549 762
8301100000	Padlocks	686 978	2 811 516	786 031	4 246 195
8301200000	Locks of a kind used for motor vehicles	169 416	945 559	1 929 057	11 490 955
8301300000	Locks of a kind used for furniture	239 838	2 035 616	434 464	2 652 932
8301401000	Handcuffs	297	3 232	2 720	26 927
8301409000	Other padlocks and locks	1 125 788	4 974 950	1 646 553	8 306 659
8301500000	Clasps and frames with clasps, incorporating locks	16 202	85 728	167 265	905 529
8301600000	Parts of padlocks and locks	363 683	1 736 916	2 738 610	13 774 694
8301700000	Keys presented separately	33 577	217 019	429 931	2 483 477
8302100000	Hinges	1 665 930	7 213 878	2 333 242	9 483 089
8302201000	Castors of a diameter > 100 mm but < 250 mm	22 143	114 776	44 473	161 465
8302209000	Oth base metal mountings, fitting & similar articles	482 389	1 911 611	861 352	3 519 301
8302301000	Hasps	4 260	50 021	63 695	390 781
8302309000	Oth mountings, fittings and similar articles suitable for motor vehic	551 776	2 688 020	3 692 959	22 205 794
8302413100	Hasps suitable for building	116 982	349 340	72 802	229 872
8302413900	Bolts, hooks, eyes and staples suitable for building	85 451	409 008	133 126	765 953
8302419000	Other mounting suitable for building	1 040 462	4 132 948	2 099 229	9 823 816
8302422000	Hasps suitable for furniture	175 442	676 947	89 843	364 008
8302429000	Bolts suitable for furniture	1 733 097	11 449 208	3 273 128	14 618 823
8302491000	Mounting of a kind suitable for saddlery	2 857	11 420	34 309	161 915
8302499100	Hasps	11 482	37 219	73 828	332 911

I.3. IM POR M ENURUT KOM ODITI / IM PORT BY HS COM M ODITY

*** MEI / MAY 2014 ***

H S	Uraian Komoditi Commodity Description	Berat Bersih / Net Weight (Kg)		Nilai / Value C.I.F (US\$)	
		Bulan ini Current Month	Kumulatif Cum.Jan. to date	Bulan ini Current Month	Kumulatif Cum.Jan. to date
8302499900	Other mounting ; oth than of a kindsuitable for saddlery	681 230	2 147 088	947 501	4 695 051
8302500000	Hat-racks,hat-pegs, brackets and similar fixtures	178 202	681 438	639 688	2 536 493
8302600000	Automatic door closers	90 075	447 309	404 342	1 943 288
8303000000	Armoured/ reinforced safes,strong-boxesand doors and safe depos	413 846	1 434 911	898 368	3 217 951
8304001000	Filing cabinets or card-index cabinets	210 369	1 323 016	476 750	2 811 490
8304009100	Other similar office or desk equipment of aluminium	4 829	29 610	21 909	221 874
8304009900	Other office or desk equipment of copperor of lead	165 055	567 876	327 520	1 436 049
8305101000	Fittings for double loop wire binders	40 438	275 461	110 136	754 752
8305109000	Fittings for loose-leaf binders or filesoth than double loop wire bin	211 832	934 353	595 912	2 336 199
8305201000	Staples in strips of a kind for officeuse	116 938	515 410	136 169	589 619
8305202000	Other staples in strips of iron or steel	2 846	57 151	12 370	138 929
8305209000	Other fitting for loose leaf binders orfiles for staples in strips	223 310	1 069 893	182 088	918 935
8305901000	Letter coners, paper clips, indexingtags office articles	67 061	198 180	101 737	339 751
8305909000	Other including parts	202 675	767 662	537 806	1 912 541
8306101000	Bells for cycles	20 431	73 111	18 640	87 526
8306102000	Bells, gongs and the like, of copper	84	839	433	4 940
8306109000	Bells, gongs and the like, oth than ofcopper	2 460	9 327	33 338	95 389
8306210000	Statuetes and other ornamen plated withprecious metal	0	11 848	0	9 807
8306291000	Statuetes and other ornamen, of copperor lead	1	23	61	284
8306292000	Statuetes and other ornamen, of nickel	0	658	0	6 824
8306293000	Statuetes and other ornamen, ofaluminium	1 083	1 107	1 287	1 508
8306299000	Other statuetes and other ornamen	10 857	96 103	53 636	245 750
8306301000	Photograph, picture or similar frames;mirrors : of copper	7 852	9 638	36 862	44 643
8306309100	Metalic mirrors reflecting trafficviews at road interstions/ sharp co	3 450	7 321	9 925	18 001
8306309900	Oth metallic mirrors reflecting trafficviews at road interstions/shar	33 394	114 058	169 789	456 921
8307100000	Flexible tubing of base metal,withor without fitting of iron/ steel	177 507	908 394	1 374 106	6 410 498
8307900000	Flexible tubing of base metal,withor without fitting of other base r	38 673	233 763	211 892	2 180 981
8308100000	Hooks, eyes and eyelets of base metal	309 059	1 792 203	3 648 011	20 438 281
8308200000	Tubular or bifurcated rivets of basemetal	33 008	356 580	678 461	2 478 615
8308901000	Including parts with beads of a kindused for travel goods	14 449	101 928	276 850	1 321 998
8308909010	Including parts with spangles of a kindused for clothing	12	2 013	452	17 951
8308909090	Claps, frames with claps, buckles,buckle-claps of base metal	426 772	1 569 667	3 243 538	13 620 788
8309100000	Crown corks, of base metal	4 503	76 400	24 454	300 630
8309901000	Capsules for bottles, of base metal	3 925	29 751	31 839	355 646
8309902000	Top ends of alum. Cans, of base metal	674 639	3 112 222	2 926 220	13 824 246
8309906000	Aerosol can ends, of tinplate, of basemetal	1 769	10 953	7 780	56 486
8309907000	Other caps for cans, of base metal	127 905	603 292	416 043	2 342 639
8309908100	Bottle and screw caps, of aluminium	929	11 851	9 794	172 766
8309908900	Seals & other packing accessoriesof aluminium	53 272	372 868	383 700	2 822 129
8309909100	Other of bottle and screw caps	2 303	21 100	37 080	186 614
8309909910	Bungs for metal drums; bung covers;seals;case corner protectors	40 050	92 374	340 434	953 011
8309909990	Threaded bungs for aluminiumcovers; seals;case corner protectors	151 623	673 654	1 126 101	4 783 697
8310000000	Plates; Sgn , name, add & similar,numb,letter, of base metal, excl	38 195	190 089	458 653	2 124 658
8311100010	Coated electrodes of base metal,for electric arc-welding : In rolls	423 198	2 072 245	529 423	2 723 556
8311100090	Coated electrodes of base metal,for electric arc-welding, In oth th	1 682 539	10 702 847	2 409 756	14 789 034
8311202010	Cored wire of alloy stell,cont by weight4,5% / carbon / chromium,	542 543	4 254 344	643 716	5 354 786
8311202090	Cored wire of alloy stell,cont by weight4,5% / carbon / chromium,	53 041	304 208	103 006	606 923
8311209010	Part Core wire of alloy stell,contweight4,5% / carbon / chrom, in r	415 568	1 295 881	651 583	2 431 189
8311209090	Part Cored wire of alloy stell,contweight4,5% / carbon/ chrom, in n	458 125	1 889 479	741 431	2 594 987
8311302010	Coat rod & Cored wire of alloy stell,cont weight 4,5% / carbon/chr	65 992	887 557	200 616	2 732 821
8311302090	Coat rod & Core wire of alloy stell,contweight 4,5% / carbon / chr	12 233	86 406	264 136	5 810 889
8311309010	Part coat rod & Cor wire of alloy stell,cont weight 4,5% / carbon/cl	166 281	1 836 614	525 217	4 554 704
8311309090	Part coat rod & Cor wire of alloy stell,cont weight 4,5% / carbon/ch	259 100	1 260 012	1 618 022	5 431 812
8311900000	Coated wire / cored with flux materialof kind used for soldering &	400 286	2 940 463	811 389	6 349 504
8401100000	Nuclear reactors	0	469	0	2 277
8401200000	Machinery & apparatus for isotopicseparation & parts thereof	14 354	24 226	591 226	737 420
8401300000	Fuel elements (cartridges),non-irradiated	0	1	0	8
8401400000	Parts of nuclear reactors	0	4 644	0	985 351
8402111000	Watertube boiler with steam production> 45 t/ h with electrical op	2 132 397	4 303 273	24 564 056	33 648 515
8402112000	Watertube boiler with steam production> 45 t/ h with not electric	105 025	515 439	681 783	4 401 032
8402121100	Watertube boilers elect. with a steam 15 tons <= steam prod.< 45t	1 646 758	8 132 713	5 543 704	24 103 318
8402121900	Watertube boilers electric with a steamprod < 15 tons /hours	344 320	1 975 562	1 072 649	6 832 345
8402122100	Watertube boilers not elect. with steam 15 tons <= steam prod.< 4	0	18 435	0	83 000
8402122900	Watertube boilers not elect with steamprod < 15 tons /hours	108 130	453 792	289 962	1 420 302
8402191100	Hybrid boilers with a steam production> 15t/ hour with electrically	300 451	954 331	881 207	2 051 520
8402191900	Hybrid boilers with a steam production< 15t/ hour with electrically	224 923	1 329 640	622 687	4 094 092
8402192100	Hybrid boilers not elect with a steamproduction exceeding 15t/ hc	0	124 880	0	188 497
8402192900	Oth hybrid boiler not elect with a steamproduction not exceeding	41 150	988 981	387 674	3 185 694

I.3. IMPOR MENURUT KOMODITI / IMPORT BY HS COMMODITY

*** MEI / MAY 2014 ***

HS	Uraian Komoditi Commodity Description	Berat Bersih / Net Weight (Kg)		Nilai / Value C.I.F (US\$)	
		Bulan ini Current Month	Kumulatif Cum.Jan. to date	Bulan ini Current Month	Kumulatif Cum.Jan. to date
8402201000	Electric super heated water boiler electrically operated	136 448	1 126 132	768 259	11 483 866
8402202000	Electric super heated water boilers not electrically operated	3 720	3 888	185 000	185 383
8402901000	Part of boiler bodies or shells	182 611	1 959 498	731 602	8 962 419
8402909000	Oth than part of boiler bodies or shells	2 103 630	11 150 421	12 447 650	44 517 662
8403100000	Boilers of central heating boilers other than those of heading 84.02	17 472	386 422	64 857	1 602 074
8403901000	Boiler bodies or shells central heating boilers oth than those of heading 84.03	70	714 909	1 419	935 641
8403909000	Oth Boiler bodies or shells central heating boilers oth than those of heading 84.03	35 726	425 263	235 809	1 138 627
8404101010	Soot remover (soot blowers) for use with boilers of heading 84.02	17 253	414 505	23 388	2 879 114
8404101090	Economiser, super-heaters, gas reversers with boilers of heading 84.02	4 549 115	17 307 751	21 206 984	66 377 077
8404102000	Economiser, super-heaters, gas reversers with boilers of heading 84.02	92 043	148 630	495 862	585 609
8404200000	Condensers for steam or other vapour power units	24 904	420 613	186 532	2 814 287
8404901100	Parts boiler bodies or shells of goods of subheading 8404.10.10 :	0	1 220	0	19 512
8404901900	Part oth than boiler bodies or shells of goods of subheading 8404.10.10 :	800 842	2 089 694	2 698 620	6 345 311
8404902100	Parts boiler bodies or shells of goods of subheading 8404.10.20 :	0	2	0	721
8404902900	Part oth than boiler bodies or shells of goods of subheading 8404.10.20 :	0	22 819	0	50 286
8404909000	Other parts of auxiliary machinery for use with boilers	149 118	2 012 456	1 294 921	8 741 716
8405100000	Producer gas/ water gas generators, with or without purifiers; acetylene generators	42 975	653 490	4 150 714	15 743 723
8405900000	Part of producer gas/ water gas generator, with or without purifiers; gas engines	13 136	774 436	275 929	55 367 562
8406100000	Turbines for marine propulsion	2 400	2 402	99 246	111 425
8406810000	Turbines oth than marine propulsion of an output exceeding 40 MW	682 126	8 064 481	17 670 284	103 467 878
8406820000	Turbines oth than marine propulsion of an output not exceeding 40 MW	620 227	2 459 891	6 136 727	35 747 052
8406900000	Part of turbines for marine propulsion	855 133	3 099 642	4 121 362	28 276 496
8407100000	Spark ignition reciprocating/ rotary internal combustion piston engines for motor vehicles	800	8 334	10 000	9 626 722
8407211000	Outboard motors of a power < 22.38 kw	2 800	8 973	80 890	316 192
8407219000	Outboard motors of a power > 22.38 kw	105 287	606 309	2 375 956	13 431 111
8407292000	Other than outboard motors of a power <= 22.38 kw	0	2 316	0	2 789
8407299010	Outboard motors of a power > 22.38 kw but not exceeding 100 kw	0	30 039	0	7 027
8407299090	Outboard motors of a power > 100 kw	120 277	483 576	235 696	978 202
8407310000	Reciprocating piston engine of vehicle of chapter 87, capacity <= 50 cc	2	42	279	8 195
8407321200	Reciprocating piston engine of vehicles of heading 87.11, 50cc < capacity <= 100 cc	0	152	0	4 909
8407321900	Reciprocating piston engine of vehicle of heading 87.11 with capacity <= 100 cc	0	60 612	0	194 556
8407322100	Reciprocating piston engine of vehicles of heading 87.11, 110cc < capacity <= 150 cc	0	9	0	407
8407322200	Reciprocating piston engine of vehicles of heading 87.11, 110cc < capacity <= 150 cc	184 146	467 031	2 371 266	6 280 219
8407322900	Reciprocating piston engine of vehicle of heading 87.11 with > 110 cc capacity <= 150 cc	2 971	27 311	5 917	180 650
8407332000	Reciprocating piston engine of vehicles of heading 87.11, 250cc < capacity <= 350 cc	0	2 539	0	59 732
8407339000	Reciprocating piston engine of vehicles of heading 87.11 with capacity <= 350 cc	192	28 347	1 207	464 571
8407346000	Fully assembled for other vehicle of heading 87.11 with cyl cap < 1100 cc	16	5 363	440	76 702
8407347100	Fully assembled of a cylinder capacity not exceeding 2000 cc	48 916	1 576 677	728 074	22 502 374
8407347200	Fully assembled of > 2000 cc a cylinder capacity < 3000 cc	230	10 840	3 130	118 886
8407347300	Fully assembled of a cylinder capacity exceeding 3000 cc	85 005	531 232	1 713 218	10 927 490
8407349100	Fully assembled for pedestrian controlled tractors of cyl cap < 1100 cc	0	267	0	175
8407349300	Fully assembled for other vehicles of heading 87.11	0	16 639	0	392 300
8407349400	Fully assembled for other vehicles of cylinder capacity not exceeding 2000 cc	351 528	1 266 311	3 959 693	14 657 417
8407349500	Fully assembled for other vehicles of > 2000 cc cylinder capacity < 3000 cc	0	97	0	4 351
8407349900	Fully assembled for other vehicles of cylinder capacity exceeding 3000 cc	196	35 848	9 619	701 553
8407901000	Other engines of a power not exceeding 18,65 kw	858 447	3 421 543	3 953 576	16 283 320
8407902000	Other engines of a power exceeding 18,65 kw but not exceeding 22,38 kw	0	7	0	1 053
8407909000	Other engines of a power exceeding 22,38 kw	107 097	650 125	172 981	3 292 389
8408101000	Marine propulsion engines, of a power not exceeding 22.38 kw	1 171	38 129	3 347	56 852
8408102000	Marine propulsion engines, of a power exc 22.38 kw but not exc 100 kw	61 767	582 509	258 029	2 709 997
8408109010	Marine propulsion engines, of a power exc 100 kw but not exc 750 kw	69 307	446 957	608 680	5 381 916
8408109090	Marine propulsion engines, of a power exceeding 750 kw	267 098	1 081 126	6 102 874	19 722 034
8408201000	Fully assembled for vehicles of subheading 8701.10	20 585	59 537	304 382	917 429
8408202100	Fully assembled for vehicles of subhd 8701.10 of cyl cap < 2000 cc	197 597	752 475	2 064 679	3 009 087
8408202200	Fully assembled for vehicles of subhd 8701.10 of > 2000 cc cyl cap < 3500 cc	1 083 640	5 888 190	13 136 234	72 822 201
8408202310	Fully assembled for vehicles of subhd 8701.10 of cyl cap > 3500 cc	44 837	164 409	1 148 894	2 988 602
8408202320	Fully assembled for vehicles of subhd 8701.10 of cyl cap > 20000 cc	41 940	100 713	799 848	2 580 564
8408209300	Oth for vehicles of subheading 8701.10	11	86 901	285	2 662 296
8408209400	Oth for vehicles of subheading 8701.10 with cyl capacity < 2000 cc	4 776	5 716	140 088	147 593
8408209500	Oth for vehicles of subheading 8701.10 with > 2000 cc cyl capacity < 3500 cc	3 058	5 100	21 281	68 632
8408209610	Oth for vehicles of subheading 8701.10 with > 3500 cc cyl capacity < 20000 cc	483 699	1 128 551	2 351 484	8 387 924
8408209620	Oth for vehicles of subheading 8701.10 with cyl capacity > 20000 cc	1 571	43 177	25 952	1 442 556
8408901000	Other engines with power < 18,65 kw	712 109	3 584 108	822 257	4 565 083
8408905020	Other engines with power > 100 kw for railway locomotives or tractors	0	2 677	0	32 077
8408905030	Other engines with power > 100 kw for heading 8429 or 8430	297 306	1 075 116	2 881 829	13 222 803
8408905090	Other engines with power > 100 kw for heading 8429 or 8430	345 123	1 675 012	1 439 255	6 756 059
8408909100	Engn of power exc 100 kw oth for machinery heading 8429 or 8430	52 109	387 610	686 366	6 298 231
8408909910	Compression with diesel or semi-diesel of railway locomotive or tractor	90	143	2 351	5 182

I.3. IM POR M ENURUT KOM ODITI / IM PORT BY HS COM M ODITY

*** MEI/ MAY 2014 ***

H S	Uraian Komoditi Commodity Description	Berat Bersih / Net Weight (Kg)		Nilai / Value C.I.F (US\$)	
		Bulan ini Current Month	Kumulatif Cum.Jan. to date	Bulan ini Current Month	Kumulatif Cum.Jan. to date
8408909990	Compres with diesel or semi-diesel othof railway locomotiv or tra	654 572	5 379 756	2 849 802	16 069 855
8409100000	Parts suitable for use with the engineof heading 8407 or 8408 of a	572	1 753	24 704	43 321
8409911100	Combustion piston egn for machin of head8429 or 8430 of carbur	18 490	97 816	1 107 052	6 754 392
8409911200	Combustion piston egn for machin of head8429 or 8430 of cylind	1 694	9 621	25 447	122 341
8409911300	Cylinder liners with internal diameter50 mm <= 155 mm of head 8	344	9 486	4 167	176 929
8409911400	Oth cylinder liners with internal diamtr50 mm <= 155 mm of head	8 526	38 141	208 434	608 571
8409911500	cylinder heads & head covers formachinery heading 8429 ot 8430	2 334	45 227	91 927	964 764
8409911600	Pistons with an external diameter of50 mm <= 155 mm of head 84	2 640	23 691	90 485	710 809
8409911700	Oth pistons with an external diameter of50 mm <= 155 mm of hea	5 359	41 502	21 560	212 787
8409911800	Piston rings & gudgeon pins formachinery heading 8429 ot 8430	6 731	39 003	134 989	685 850
8409911900	Oth parts suitable for use with theengine machinery heading 8429	27 853	542 778	438 757	11 696 180
8409912100	Carburettors & parts there of vehiclesof heading 8701	422	864	719	14 899
8409912200	Cylinder blocks for machinery heading8701	4 212	5 599	7 012	13 682
8409912400	Oth cylinder liners with internal diamtr50 mm <= 155 mm of headi	1 143	5 614	12 502	98 919
8409912500	cylinder heads & head covers formachinery heading 8701	6 372	45 868	20 068	166 834
8409912600	Pistons with an external diameter of50 mm <= 155 mm of heading	1 132	1 229	15 092	16 487
8409912700	Oth pistons with an external diameter of50 mm <= 155 mm of hea	704	1 816	7 869	145 983
8409912800	Piston rings & gudgeon pins formachinery heading 8701	1 192	18 699	84 158	913 167
8409912900	Oth parts suitable for use with theengine machinery of heading 87	13 411	32 826	106 401	341 134
8409913100	Carburettors & parts there of vehiclesof heading 8711	80 837	373 834	3 160 623	14 156 738
8409913200	Cylinder blocks; crank cases formachinery of heading 8711	40 670	338 514	700 027	4 907 781
8409913400	Cylinder liners for machinery ofheading 8711	59 879	406 652	262 118	2 036 989
8409913500	Cylinder heads & head covers formachinery of heading 8711	116	38 862	33 467	616 925
8409913700	Pistons for machinery of heading 8711	41 387	215 105	476 445	2 232 283
8409913800	Piston rings & gudgeon pins formachinery of heading 8711	38 219	128 362	907 011	4 741 956
8409913900	Oth parts suitable for use with theengine for machinery of heading	169 028	950 345	5 204 029	26 867 054
8409914100	Carburettors & parts there of vehiclesof heading 87	79 321	464 160	1 800 858	10 905 958
8409914200	Cylinder blocks; crank cases formachinery of heading 87	723 279	5 362 739	5 792 700	41 374 424
8409914300	Cylinder liners with internal diameter50 mm <= 155 mm of headin	1 083	6 448	16 221	85 196
8409914400	Other cylinder liniers with the enginefor machinery of heading 87	32 200	158 762	282 920	1 780 474
8409914500	Cylinder heads & head covers formachinery of heading 87	167 100	1 308 799	2 103 071	13 940 194
8409914600	Pistons with an external diameter of50 mm <= 155 mm of heading	67 820	342 318	914 220	4 729 179
8409914700	Oth pistons with an external diameter50 mm <= 155 mm of headir	6 598	44 868	130 195	550 324
8409914800	Piston rings & gudgeon pins formachinery heading 87	16 439	108 150	713 815	4 098 570
8409914900	Oth parts suitable for use with theengine for machinery of heading	1 289 833	6 804 989	15 558 733	81 434 658
8409915100	Cyl block,crank case,marine propul engpower<= 22,38kw for vesse	8 350	21 826	1 171 290	3 030 400
8409915200	Cyl liners, power < 22,38 kw of diamtr=>50 mm<155 mm for vesse	0	422	0	17 866
8409915300	Oth cyl liners,power < 22,38 kwfor vessel of heading 89	955	8 940	629	6 553
8409915400	Pistons, power< 22,38 kw of diamtr=>50 mm<155 mm for vessel o	14 059	86 242	200 496	1 243 453
8409915500	Oth pistons, power< 22,38 kwfor vessel of heading 89	1 377	2 484	229 004	420 237
8409915900	Oth suitable for use with the egn ofpower < 22,38 kw for vsssl of he	95 971	281 415	827 742	3 172 790
8409916100	Cyl block,crank case,marine propul engpower > 22.38kw for vessel	18	703	557	8 150
8409916200	Cyl liners, power > 22,38 kw of diamtr=>50 mm<155 mm for vesse	20 777	42 371	27 353	90 108
8409916300	Oth Cyl liners, power>22,38 kw of diamtr=>50 mm<155 mm for ve	17 271	131 850	104 468	729 056
8409916400	Pistons, power > 22,38 kw of diamtr=>50 mm<155 mm for vessel (1 324	59 056	3 610	121 201
8409916500	Other piston for marine propulsionengines of power > 22.38 kw	2 145	6 767	43 577	109 334
8409916900	Oth suitable for use with the egn ofpower > 22,38 kw for vsssl of he	29 910	180 076	636 648	1 204 211
8409917100	Carburettors & parts there of other eng	4 041	19 871	161 552	199 035
8409917200	Cylinder blocks for other engine	115 909	774 972	122 589	616 435
8409917300	Cyl liners for other engine with=>50 mm diameter <155 mm	5 028	65 101	48 936	364 740
8409917400	Oth cyl liners for other engine	32 866	175 009	43 150	269 409
8409917500	Cyl heads & head covers for other eng	5 113	15 924	27 463	87 653
8409917600	Pistons for other engine with=>50 mm diameter <155 mm	19	329	644	23 259
8409917700	Oth pistons for other engine	20 883	27 764	44 253	151 670
8409917800	Pistons rings & gudgeon pins forother engine	3 529	14 471	33 453	183 869
8409917900	Other parts for engines	298 941	1 727 925	1 573 772	7 344 317
8409991100	Carburettors & parts there of for engineof machinery of head 8429	3 519	5 833	106 138	167 253
8409991200	cylinder blocks for engine of machineryof heading 8429/8430	5 557	53 222	120 679	955 329
8409991300	Cyl liners for eng mach head 8429/8430with =>50 mm diameter <	568	2 440	6 275	29 953
8409991400	Other cylinder liners for engineof machinery of head 8429/8430	24 181	127 895	662 379	3 421 044
8409991500	Cinder head & head covers for engineof machinery of head 8429/	23 595	108 848	622 033	3 036 071
8409991600	Pistons for eng mach of head 8429/8430with =>50 mm diameter <	414	2 276	2 682	37 028
8409991700	Other piston for engin of machineryof heading 8429/8430	3 825	10 874	44 624	289 974
8409991800	Pistons rings & gudgeon pins for engineof machinery of head 8429	1 155	7 097	98 972	264 770
8409991900	Other engine of machinery ofheading 8429 or 8430	25 379	233 711	535 800	3 221 597
8409992100	Carburettors & parts there of for engineof vehicles of heading 8701	15 929	55 610	17 058	89 347
8409992200	Cylinder blocks for engin of vehiclesof heading 8701	69 952	243 060	69 279	316 255
8409992300	Cyl liners for engine of vehicles ofwith =>50 mm diameter <155 m	174	519	6 412	17 358

I.3. IMPOR MENURUT KOMODITI / IMPORT BY HS COMMODITY
***** MEI/MAY 2014 *****

HS	Uraian Komoditi Commodity Description	Berat Bersih / Net Weight (Kg)		Nilai / Value C.I.F (US\$)	
		Bulan ini Current Month	Kumulatif Cum.Jan. to date	Bulan ini Current Month	Kumulatif Cum.Jan. to date
8409992400	Other cylinder liners for engines of vehicles of heading 8701	5	128	243	4 038
8409992500	Cyl heads & head covers for engines of vehicles of heading 8701	5 919	18 155	63 260	156 036
8409992600	Pistons for eng of vhl head 8701 with =>50 mm diameter <155 mm	0	95	0	4 185
8409992700	Oth pistons for engines of vehicles of heading 8701	105	171	3 002	5 347
8409992800	Pistons rings & gudgeon pins for engines of vehicles of heading 87C	468	867	17 829	34 948
8409992900	Other for engines of vehicles of heading 8701	69 461	248 282	83 352	324 756
8409993100	Carburettors & parts there of for engine of vehicles of heading 8711	2 216	23 418	13 342	118 780
8409993200	Cylinder blocks; crank cases for engines of vehicles of heading 8701	10	40 675	247	279 563
8409993300	Cylinder liners for engines of vehicles of heading 8711	908	1 412	7 355	19 029
8409993400	Cyl heads & head covers for engines of vehicles of heading 8711	9	1 131	556	43 365
8409993500	Pistons for engines of vehicles of heading 8711	409	2 158	6 897	35 130
8409993600	Pistons rings & gudgeon pins for engines of vehicles of heading 871	1 446	8 648	62 792	395 906
8409993900	Other for engines of vehicles of heading 8711	36 810	269 942	821 959	6 072 021
8409994100	Carburettors & parts there of for engine of oth vehicles of chapter 87	1 060	3 374	2 861	10 376
8409994200	Cylinder blocks; crank case for engines of oth vehicles of chapter 87	689 403	4 697 808	5 449 575	40 207 868
8409994300	Cyl liners for eng of oth vhl of chap 87 with =>50 mm diameter <155	4 458	57 797	111 855	701 167
8409994400	Other cylinder liners for engines of oth vehicles of heading 8701	13 167	72 297	54 334	336 338
8409994500	Cyl heads & head covers for engines of oth vehicles of chapter 87	145 050	937 773	1 584 021	10 437 456
8409994600	Pistons for eng of oth vhl chapter 87 with =>50 mm diameter <155	12 373	61 663	120 812	810 182
8409994700	Other piston for engines of other vehicles of chapter 87	2 987	40 892	27 844	273 348
8409994800	Pistons rings & gudgeon pins for engines of oth vehicles of chapter 87	27 529	175 298	212 718	1 491 701
8409994900	Other for engines of other vehicles of chapter 87	1 141 140	5 773 797	14 008 973	72 793 563
8409995100	Cyl block crank case, marine propuls. eng, power <= 22,38 kw for vss	17	1 459	569	14 640
8409995200	Cyl liners of power <= 22,38 kw of diamtr =>50 mm <155 mm for ves	75	341	6 500	7 110
8409995300	Other cylinder liners for engines vss of chapter 89 with power < 22,3	130	7 222	27 053	40 667
8409995400	Pistons for vssls eng <= 22,38 kw of =>50 mm diamtr <= 155 mm of	135	169	362	422
8409995500	Other piston for eng of vssl of chap 89 with marine propul eng of pow	1	699	8	5 826
8409995900	Oth. for vssls chapt. 89, marine propul eng of a power <= 22,38 kw, o	5 721	50 545	12 190	254 666
8409996100	Cyl. block, crank case, marine propuls. eng, power >= 22,38 kw for vss	5	90	365	15 532
8409996200	Cyl liners for vssls eng >= 22,38 kw of =>50 mm diamtr <= 155 mm c	413	26 829	28 890	1 082 905
8409996300	Other cylinder liners for marine propulsion engines of power > 22,3	8 622	38 203	19 996	144 810
8409996400	Pistons for vssls eng >= 22,38 kw of =>50 mm diamtr <= 155 mm of	3 644	30 272	9 041	367 547
8409996500	Other piston for marine propulsion engines of power > 22,38 kw	16 020	66 201	49 567	431 078
8409996900	Other for marine propulsion engines of a power > 22,38 kw	316 038	1 961 264	2 322 602	18 337 884
8409997100	Carburettors & parts there of for other engines	13 364	79 729	15 782	755 856
8409997200	Cylinder blocks for other engines	11 171	47 936	369 359	1 092 386
8409997300	Cylinder liners for other engines with =>50 mm diamtr <= 155 mm	451	7 464	630	9 622
8409997400	Other cylinder liners for other engines	56 458	159 855	1 529 671	2 094 147
8409997500	Cyl heads & head covers for other engine	12 170	47 588	187 500	847 636
8409997600	Pistons for other engines with =>50 mm diamtr <= 155 mm	1 160	4 600	29 662	51 525
8409997700	Oth pistons for other engines	19 276	110 889	189 645	1 382 677
8409997800	Pistons rings & gudgeon pins for other engines	6 593	54 531	42 109	243 954
8409997900	Other than for engines	771 710	3 503 585	1 533 529	12 298 137
8410110000	Hydraulic turbine & water wheels of power <= 1,000 kw	23 208	137 091	66 679	1 030 101
8410120000	Hydraulic turbines and water wheels of >1,000 kw power < 10,000	35 831	170 916	574 821	3 363 107
8410900000	Parts, including regulators of hydraulic turbins and water wheels	143 567	695 458	682 793	4 913 575
8411110000	Turbo-jets of a thrust not exceed 25 kn	72 467	334 145	1 121 820	4 729 249
8411120000	Turbo-jets of a thrust exceeding 25 kn	0	1 723	0	86 383
8411210000	Turbo-propellers of a power not exceeding 1,100 kw	3 862	22 450	184 393	3 900 400
8411220000	Turbo-propellers of a power exceeding 1,100 kw	522	8 913	6 874	10 543 913
8411810000	Other gas turbines of a power not exceeding 5,000 kw	0	168 806	0	11 034 299
8411820000	Other gas turbines of a power exceeding 5,000 kw	7 507	21 978	1 919 546	6 601 486
8411910000	Parts of turbo-jets/ turbo-propellers	598	5 258	35 815	424 732
8411990000	Oth Parts of turbo-jets/ turbo-propellers	259 409	1 416 891	10 934 660	87 051 594
8412100000	Reaction engines oth than turbo-jets	21 399	50 698	386 026	754 241
8412210000	Hydraulic power engines and motors with linear acting (cylinders)	160 020	824 702	1 438 577	8 215 048
8412290000	Hydraulic power engines and motors with other linear acting (cylind	132 828	2 415 323	2 133 866	20 467 677
8412310000	Pneumatic power engines and motors with linear acting (cylinders)	25 577	140 242	735 321	3 300 358
8412390000	Pneumatic power engines and motors with other linear acting (cylind	23 047	100 919	701 415	2 657 183
8412800000	Oth engines and motors	202 517	870 667	1 194 429	8 010 335
8412901000	Parts of engines of subheading 8412.10	36	241	1 053	4 593
8412909000	oth parts of engines of subheading 8412	96 875	513 457	1 364 925	10 105 616
8413110000	Pumps for dispensing fuel/ lubricants of the type used in fill station/	68 474	380 310	1 650 364	7 255 374
8413190000	Oth Pumps for dispens fuel/ lubricants of the type used in fill station	127 891	2 647 565	2 650 937	13 492 863
8413201000	Water pump for hand pump, oth than those of subheading 8413.11	35 403	223 116	78 930	493 034
8413209000	Oth Water pump for hand pump, oth than those of subheading 8413	51 491	275 346	208 120	1 779 894
8413301200	Recipro/ rotary for water pumps/ fuel of kind eng of mtr vhl head 87	286 720	1 015 637	8 121 644	24 083 322
8413301900	Reciprocating or rotary type for cooled pumps for intern combu	156 889	1 041 954	1 876 536	13 458 636

I.3. IM POR M ENURUT KOM ODITI / IM PORT BY HS COM M ODITY

*** MEI / MAY 2014 ***

H S	Uraian Komoditi Commodity Description	Berat Bersih / Net Weight (Kg)		Nilai / Value C.I.F (US\$)	
		Bulan ini Current Month	Kumulatif Cum.Jan. to date	Bulan ini Current Month	Kumulatif Cum.Jan. to date
8413302100	Centrifugal type for water pumps/fuel of kind eng of mtr vhl head	273 246	1 160 253	3 338 661	15 439 160
8413302900	Centrifugal type for cooling medium pumps for intern combustion	9 099	91 642	139 098	1 541 566
8413309200	Other water pumps or fuel pumps of kind used for eng of mtr vhl h	400 788	2 089 230	15 699 764	67 080 966
8413309900	Other Cooling medium pumps for internal combustion piston engir	266 239	1 526 273	6 044 547	31 998 250
8413400000	Concrete pumps	118 443	513 597	397 162	4 545 542
8413503000	Oth reciproc positif displacement pumps, of water pumps with flow	271 402	330 971	456 507	890 600
8413504000	Oth reciproc (+) displmnt pumps, of water pumps with >8000m/h fl	4 611	45 309	194 075	1 343 659
8413509000	Oth reciproc positif displacement pumps, of water pumps with flow	93 982	946 925	1 772 649	20 233 160
8413603010	Oth rotary positive displacement pumps, elctrlly operated with flow	148	49 511	18 814	438 552
8413603020	Oth rotary positive displmnt pumps, not elctrlly operated with flow	24 718	129 435	50 442	458 667
8413604000	Oth rotary (+) displmnt pumps, of water pumps with >8000m/h flow	164	12 907	1 656	58 668
8413609000	Oth rotary positive displacement pumps, with flow rate > 13000 m.	134 672	692 833	1 655 654	10 493 956
8413701100	Oth Ctrfgl pumps; sgl stage, water pmp for belt drvr / drct coupl with	87 125	236 906	789 516	2 095 763
8413701900	Oth centrifugal pumps; single suction horizontal shaft water pumps	323 294	1 799 597	4 146 744	24 162 654
8413703100	Submersible water pumps with an inlet diameter <= 200 mm	169 601	708 978	346 108	2 007 497
8413703900	Submersible water pumps with an inlet diameter >= 200 mm	77 408	386 511	378 858	1 950 968
8413704110	Oth water pumps of flow rate <8000m/h of with diamtr >200 mm of	284 214	1 136 016	881 265	3 795 660
8413704120	Oth water pumps of flow rate <8000m/h of with diamtr >200 mm of	26 604	548 239	62 237	3 806 063
8413704900	Oth water pumps of flow rate <8000m/h with inlet diameter > 200	39 481	280 403	194 582	2 150 181
8413705100	Oth water pumps with > 8000 m/h flow rate <= 13000 m/h of dian	976	2 883	104 837	191 806
8413705900	Oth water pumps with flow rate >13000 m/h with an inlet diameter	19 585	51 256	87 887	522 912
8413709100	Oth pumps with shafts common with the prime mover of an inlet d	0	204 997	0	4 606 451
8413709900	Oth pumps with shafts common with the prime mover of an inlet d	338 291	2 741 469	4 215 748	34 224 108
8413811110	Water pump with flow rate <= 8000 m/h with electrically operated	12 681	516 314	115 871	2 267 050
8413811120	Water pump with flow rate <= 8000 m/h with not electrically oper	292 379	994 793	464 217	1 639 705
8413811200	Water pump with > 8000 m/h flow rate <= 13000 m/h	26 109	160 077	102 428	1 575 296
8413811900	Water pump with flow rate >= 13000 m/h	307 967	1 471 433	3 352 405	19 498 119
8413820010	Liquid elevators with electrically operated	174 606	592 992	684 741	11 945 498
8413820020	Liquid elevators with not electrically operated	30 699	195 201	1 210 134	5 641 827
8413911000	Part of pumps subheading 8413.20.10	520 887	2 378 537	356 452	3 798 142
8413912000	Part of pumps subheading 8413.20.90	5 060	48 270	24 169	386 547
8413913000	Part of pumps subheading 8413.70.11 and 8413.70.19	55 552	301 234	395 158	1 970 472
8413914000	Part of other centrifugal pumps	933 020	2 905 482	3 524 431	21 118 482
8413919000	Part of other pumps	690 440	4 685 073	7 594 808	47 697 339
8413920000	Part of liquid elevators	4 942	17 752	45 104	183 108
8414100000	Vakum pumps	129 133	610 873	1 132 952	7 026 549
8414201000	Hand or foot operated air pumps; for bicycle pumps	225 473	834 072	186 716	711 517
8414209000	Other Hand or foot operated air pumps	88 073	456 407	273 526	1 746 742
8414302000	Compressors of kind used in refrigerate equipment for automotive A	538 381	1 374 659	1 803 719	8 314 039
8414303000	Compressors of kind used in refrigerate equipment oth of seal unit f	14 664	101 165	720 249	1 434 758
8414304000	Compr kind refrgt eqp oth with cap refr >21.10 kw or displacmnt p	403 888	1 694 099	2 156 693	10 413 622
8414309000	Compr kind refrgt eqp oth with cap refr <21.10 kw or displacmnt p	4 046 635	21 160 918	17 195 251	90 462 758
8414400000	Air compressors mounted on a wheeled chasis for lowing	645 449	2 180 204	2 891 517	11 966 797
8414511000	Table fans and box fans	14 494	109 442	114 721	655 237
8414519100	Fans with protective screen	28 357	176 524	158 517	909 952
8414519900	Other fans with protective screen	30 712	310 446	141 225	481 283
8414592000	Explosion-proof air fans of kind used in underground mining with c	1 181	6 475	17 054	88 896
8414593000	Blower with capacity < 125 kw	171 489	986 195	1 169 380	5 790 911
8414594100	Fans of a capacity <125 kw with protective screen	26	127	9 802	33 967
8414594900	Oth fans of a capacity <125 kw with protective screen	41 478	413 409	1 005 945	4 539 275
8414595000	Fans window with blowers	142 623	1 767 607	952 577	7 083 500
8414599100	Fans floor with protective screen	618	5 872	23 339	96 212
8414599900	Oth fans floor with protective screen	237 265	1 439 575	2 155 868	11 119 192
8414601100	Hoods have max horizon side <120 cm, fitt with a filter for laminer a	56 249	183 464	274 798	838 680
8414601900	Hood have max horiz side <120 cm, oth fitt with a filter for laminer	3 405	114 451	54 371	912 243
8414609100	Hoods having maximum horizontal side <120 cm, to suitable for inc	6 558	28 081	285 574	390 021
8414609900	Hoods having maximum horizontal side <120 cm, oth suitable for in	10 491	131 266	41 420	518 595
8414801300	Hoods have max horizon side >120 cm, fitt with a filter for laminer a	2 619	28 612	33 192	494 932
8414801400	Hood have max horizon side <120 cm, fitt with a filter for laminer ai	426 979	719 068	3 287 270	6 291 728
8414801500	Hoods have max horizontal side >120 cm, no fitt with filter suitable	68 966	308 099	887 362	2 375 269
8414801900	Hoods have max horizontal side >120 cm, no fitt with filter, not suit	0	20 109	0	1 153 172
8414803000	Hoods have max horizon side <120 cm of free piston generators for	12 545	78 578	338 252	2 713 251
8414804100	Gas compr modul for use in oil drill oth than those of subhd 841431	119 501	199 174	2 419 681	4 637 418
8414804900	oth Gas compr modul for use in oil drill oth than those of subhd 84	423 151	3 403 651	5 748 336	67 728 731
8414805000	Hoods having maximum horizontal side < 120 cm for air pumps	57 819	324 539	228 389	1 592 832
8414809000	Hoods having maximum horizontal side > 120 cm for air pumps	461 013	2 612 813	3 964 927	33 553 648
8414901300	Parts of pumps or compressors for goods of subheading 8414.10	67 357	414 586	230 884	1 939 078
8414901400	Parts of pumps or compressors for goods of subheading 8414.20	2 876	9 194	17 799	39 386

I.3. IMPOR MENURUT KOMODITI / IMPORT BY HS COMMODITY
***** MEI/MAY 2014 *****

HS	Uraian Komoditi Commodity Description	Berat Bersih / Net Weight (Kg)		Nilai / Value C.I.F (US\$)	
		Bulan ini Current Month	Kumulatif Cum.Jan. to date	Bulan ini Current Month	Kumulatif Cum.Jan. to date
8414901500	Parts of pumps or compressors for goods of subheading 8414.30	141 666	1 326 151	2 530 113	30 959 778
8414901600	Parts of pumps or compressors for goods of subheading 8414.40	21 514	257 027	83 271	943 488
8414901900	Oth parts of pumps or compressors for goods of subheading 8414.40	509 643	6 540 369	7 628 047	37 279 530
8414902100	Part of kind for fans suitable use in goods of heading 8415, 8418, 8	75 315	209 480	278 448	1 323 102
8414902900	Oth part of kind for fan suitable use in goods of heading 8415, 8418	745 100	4 126 400	1 414 330	15 877 267
8414903100	Hoods for goods of subheading 8414.60	9 290	19 745	28 661	82 462
8414903200	Hoods for goods of subheading 8414.80	52 823	316 342	277 911	2 864 892
8415101000	AC mach, windows/ wall types self-containor "split system" & out p	2 747 333	20 613 452	16 461 902	123 549 806
8415109000	AC mach, windows/ wall types self-containor "split system" & out p	13 680	380 954	161 720	3 318 688
8415201000	AC machine of a kind used for persons, in motor vehicles an out pu	2 750	15 866	12 500	71 104
8415209000	AC machine of a kind used for persons, in motor vehicles an out pu	0	1 979	0	33 553
8415811100	Inc.refri, reversible heat pump, used in aircraft of an output <= 21.1	5 147	21 173	6 417	99 135
8415811200	Inc.refri, revers heat pump, use in aircraft oput>21.10kw, air flow>6	117 068	141 496	125 299	379 543
8415811900	Inc.refri, revers heat pump, use in aircraft oput>21.10kw, air flow<6	10 998	191 892	263 770	1 743 797
8415812100	Inc.refri, revers heat pump, use in railway rolling stock an output<2	0	900	0	61 796
8415812900	Inc.refri, revers heat pump, use in railway rolling stock an output>2	77	82	254	679
8415813100	Inc.refri, revers heat pump u in vhl oth those of subhd 8415,20 outp	356	2 153	4 272	43 217
8415813900	Inc.refri, revers heat pump u in vhl oth those of subhd 8415,20 outp	3 425	91 390	15 100	683 803
8415819100	Refri, revrs heat pump, oth. use arcrf, railroad, output>21.10kw, airfl>	12 292	59 370	97 170	461 121
8415819300	Refri, revrs heat pump, oth. use arcrf, railroad, output<21.10kw	66 040	74 985	375 399	411 753
8415819400	Refri, revrs heat pump, oth. use arcrf, railroad, output<21.10kw but<	10 449	20 625	45 667	84 155
8415819900	Refri, revrs heat pump, oth. use arcrf, railroad, output>21.10kw but>	12 618	374 739	114 638	3 575 460
8415821100	Oth, incorp a refri unit of use aircraft, output>21.10kw, each evapat	6 400	10 707	21 869	46 410
8415821900	Oth, incorp a refri unit of use aircraft, output<21.10kw, each evapat	5 116	92 995	65 787	973 437
8415822900	Oth, incorporat refri unit of a kind used in railway roll stock outpu	2 563	4 263	29 678	54 271
8415823900	Oth, incorporat. a refri use in road vhle oth. those subhd 8415.20 oi	3 656	9 472	32 800	99 535
8415829100	Oth, incorporat. refri unit oth. used in arcrf, railway, rd vhl an outpu<	88 501	841 670	1 005 369	6 952 678
8415829900	Oth, incorporat. refri unit oth. used in arcrf, railway, rd vhl an outpu>	51 740	285 727	341 537	2 368 935
8415831100	Not incorp a refri unit of used in aircraft, output>21.10kw, airflw>6	0	219	0	8 112
8415831900	Not incorp a refri unit of used in aircraft, output<21.10kw, airflw<6	81 501	114 301	536 389	774 006
8415832900	Not incorporating a refrigerating unit of used in aircraft with output:	0	1 740	0	10 177
8415839100	Not inc.a refri unit of kind Non used in arcrf, railway, vhl an out put <	43 995	268 624	272 371	1 232 939
8415839900	Not inc.a refri unit of kind Non used in arcrf, railway, vhl an out put >	139 704	1 077 446	1 908 781	9 264 234
8415901300	Parts AC machines of kind used in aircf, railway with an output < 21	1 024	6 273	15 019	92 635
8415901400	Parts AC mach with an output <21,10 kw of evapor/condensers for	222 710	1 252 895	2 485 171	15 219 354
8415901910	Parts AC mach with an output <21,10 kw of chasis or cabinets, welc	45 256	273 392	109 717	735 660
8415901990	Parts AC mach with an output <21,10 kw oth than of chasis/ cabin:	512 520	2 530 017	4 003 288	21 585 845
8415902500	Parts of mach with>21,10kw otput<26,38kw with evap<67,96 m/n	14 057	58 737	107 403	410 353
8415902600	Parts of mach with>21,10kw otput<26,38kw of kind used in aircf/r	301	30 711	2 354	146 736
8415902900	Parts of mach with>21,10kw otput<26,38kw of kind used in motor	11 460	26 996	41 526	168 304
8415903500	Part mach with>26,38 kw output<52,75 kw with evap>67,96 m/m	11 754	107 450	99 638	1 057 434
8415903900	Part mach with>26,38 kw output<52,75 kw with evap<67,96 m/m	307	6 006	669	100 783
8415904500	Parts of mach with an output > 52,75 kw with evapor > 67,96 m/m	30 019	371 954	723 418	6 066 601
8415904900	Parts of mach with an output < 52,75 kw with evapor > 67,96 m/m	272 252	1 124 570	1 814 950	8 805 275
8416100000	Furnace burners for liquid fuel	67 884	190 507	428 705	2 331 133
8416200000	Other furnace burners, including combination burners	1 957 225	4 940 138	8 642 184	22 359 674
8416300000	Mechanical stokers, including their mech grate, mech ash discharg	17 636	247 106	59 394	571 810
8416900000	Parts of furnaces burners for liquid or solid or gas fuel, mechanical	188 955	862 019	3 116 188	8 070 190
8417100000	Furnace& oven for the roast, melt/ oth heat treat, of ores, pyrite met:	304 592	1 417 917	1 760 080	8 680 250
8417200000	Bakery ovens, including biskuit ovens	65 716	526 877	395 158	12 534 847
8417800000	Incinerators, non-electric	318 852	4 750 917	6 403 923	37 265 833
8417900000	Part of industrial/ laboratory furnaces & oven, including incinerators	2 419 545	6 820 383	12 231 189	27 857 140
8418101010	Refri-frez, fitt with separate external door; household type with< 23	7 196	570 643	26 682	1 755 426
8418101090	Refri-frez, fitt with separate external door; household type with> 23	927 528	3 504 733	3 918 067	14 336 454
8418109000	Refri-frez, fitt with separate external door, industri type	84 827	267 259	378 349	1 182 033
8418210010	Refrigerator, household type with compression type of capacity < 2	5 372	97 998	19 793	478 208
8418210090	Refrigerator, household type with compression type of capacity > 2	26 494	127 670	182 449	982 969
8418290010	Refrigerator, household type oth than compress type of capacity<=;	0	55 759	0	391 637
8418290090	Refrigerator, household type oth than compress type of capacity > 2	0	2 799	0	21 552
8418301000	Freezer of the chest type, not exceed 200 l capacity	182	456 460	16 389	1 474 615
8418309000	Freezer of the chest type, not exceed 800 l capacity	331 134	2 265 587	1 407 034	10 424 047
8418401000	Freezer of the upright type, not exceed 200 l capacity	57 906	173 750	211 341	625 850
8418409000	Freezer of the upright type, not exceed 900 l capacity	13 539	40 294	297 645	462 433
8418501100	Refri chambers, capacity>200 l of kind suitable for medical, surgical	179	15 120	1 811	127 916
8418501900	Oth Refri chambers, capcty>200 l of kind suitable for medical, surgic	318 135	2 349 743	1 794 854	10 825 255
8418509100	Refri chambers, capacity<200 l of kind suitable for medical, surgical	25 827	166 270	147 268	847 175
8418509900	Refrigerating equipment, capacity <=200 l not for medical, surgical	363 090	3 914 620	1 930 329	18 368 481
8418610000	Heat pump oth than AC machines of heading 84.15	43 283	388 065	367 967	2 423 052

I.3. IM POR M ENURUT KOM ODITI / IM PORT BY HS COM M ODITY

*** MEI / MAY 2014 ***

H S	Uraian Komoditi Commodity Description	Berat Bersih / Net Weight (Kg)		Nilai / Value C.I.F (US\$)	
		Bulan ini Current Month	Kumulatif Cum.Jan. to date	Bulan ini Current Month	Kumulatif Cum.Jan. to date
8418691000	Beverage coolers equipment;heat pumps	84 881	516 648	601 378	2 888 218
8418693000	Drinking water coolers equipment;heatpumps	11 181	35 540	78 542	349 298
8418694100	Water chillers cap>21.10 kw for AC with a refrigerating equip;hea	131 653	819 767	1 267 204	7 215 822
8418694900	Water chillers cap>21.10 kw not for AC machine with a refrigeratir	121 239	611 753	1 211 149	7 065 919
8418695000	Scale ice-maker units equipment;heat pumps	62 664	304 278	601 044	2 861 585
8418699000	Oth refrigrt/ freez equip,oth than heat pump oth than air condition	186 641	1 637 043	1 835 397	13 763 488
8418910000	Part for good,sub 8418.(10,21,29,30,40),furniture to refri/freez	88 291	276 485	1 247 213	2 937 137
8418991000	Evaporators and condensers	543 346	3 602 641	2 114 700	14 452 461
8418994000	Aluminium rollbonds for sub 8418.10.10,8418.21, 8418.22 and 84	49 720	228 937	294 563	1 380 951
8418999010	Cabinets and doors, welded/painted	498 349	3 624 233	784 567	5 694 457
8418999090	Oth part refrig & freezers equipment electric/oth	998 205	4 933 290	3 205 404	15 264 799
8419111000	Instant gas water heaters,for householdtype, non electric	32 008	241 565	224 373	2 367 179
8419119000	Instant gas water heaters,not forhousehold type, non electric	59 583	87 108	210 648	436 600
8419191000	Instant water heaters oth than gas ,for household type, non elect	40 383	92 597	129 722	275 481
8419199000	Instant water heaters oth than gas ,not for household type, non e	3 627	394 672	30 083	1 410 616
8419200000	Instant water heaters, non electric forMedical,surgical/laboratory	39 822	109 935	366 016	2 476 514
8419311010	Evaporators,dryers for agriculture products, electrically operated	74 453	297 826	624 090	5 654 604
8419311090	Oth.than evaporators,dryers for agriproducts, electrically operatec	147 550	521 902	2 367 172	7 140 328
8419312000	Dryers for agriculture products, nonelectrically operated	236	38 191	4 127	253 136
8419321000	Dryers for wood, paper pulp, paper/paperboard, electrically opera	760	2 192 581	13 584	13 546 301
8419322000	Dryers for wood, paper pulp, paper/paperboard, non electrically o	0	290	0	24 028
8419391100	Dryers machine electrically operated, for manufacture PCB	8 054	128 752	287 380	2 800 942
8419391900	Other dryers machine electrically operated	562 263	2 142 645	6 166 542	28 925 314
8419392000	Other dryers machine not electrically operated	401	21 824	6 211	428 910
8419401000	Distilling/rectifying plant electrically operated	115 723	1 150 167	8 631 253	24 093 807
8419402000	Distilling/rectifying plant not electrically operated	224	6 077	5 986	126 878
8419501000	Heat exchange units for Cooling towers	402 053	2 021 171	2 023 980	10 584 620
8419509010	Condensers for air conditionersfor motor vehicles	7 165	56 633	143 859	886 752
8419509020	Oth condensers for air conditioners	101 009	350 238	1 215 114	4 562 574
8419509030	Oth condensers electrically operated	286 085	1 399 578	2 862 355	16 744 576
8419509040	Oth condensers not electrically operated	154 526	1 046 180	5 705 780	15 285 321
8419601000	Machinery for liquefying air or othgases electrically operated	2 209	225 572	35 448	7 607 611
8419602000	Machinery for liquefying air or othgases not electrically operated	9	21 024	220	190 106
8419811000	Oth.mach,plant&equip for make hot drink/for cook/heat food, ele	71 148	265 203	1 036 801	4 354 150
8419812000	Oth.mach,plant&equip for make hot drink/for cook/heat food,not	36 305	169 024	487 989	2 353 219
8419891300	Machinery by a proces involving heat for manufacture of PCB/PWI	11 343	274 222	66 527	4 561 581
8419891900	Oth mach for making hot drinks/for cooking/heating food,electric	1 132 130	7 000 331	10 035 837	62 377 469
8419892000	Oth mach for making hot drinks/for cooking/heating food,not elec	78 404	1 657 657	157 540	12 283 797
8419901200	Part machin for the treatment by procesinvolve heat,for manufact	134 216	1 200 342	2 079 442	12 165 869
8419901300	Parts of electrically operated , casingfor cooling towers	116 490	179 001	1 136 257	1 808 066
8419901900	Parts, oth machicne electrically operated	248 449	1 946 648	3 450 039	22 130 728
8419902100	Part machine,non-electric op,for treatby proces involve heat ,hous	20 590	74 331	51 289	182 742
8419902900	Part machine,non-electric op,for treatby proces involve heat ,not f	39 842	514 304	445 363	10 615 578
8420101000	Apprt.for the appl dry film/liquid photo resist,soldering paste, adh	23 643	98 029	133 499	1 470 565
8420102000	Oth Roller for ironing or wringers machsuitable for domestic use	0	17 049	0	201 011
8420109000	Oth calendering/oth rolling machine	34 566	177 974	976 606	4 573 576
8420911000	Cylinders, parts of apparatus for theappl of dry film,liquid photo re	968	3 386	50 871	122 804
8420919000	Cylinders, parts for oth calendering/oth rolling machine	3 419	43 588	26 818	352 152
8420991000	Oth parts of apparatus for the applic of dry film,liquid photo resist	268	3 691	35 015	315 935
8420999000	Oth parts for calendering/oth rolling machines	2 436	15 466	197 579	480 385
8421110000	Centrifuges,including centrifugal dryers for cream separators	15	26 903	1 313	612 884
8421120010	Centrifuges,including centrifugal dryers for cloth dryers cap<30 l	971	31 748	8 432	268 095
8421120020	Centrifuges,including centrifugal dryers for cloth dryers cap>30 l	1 006	21 630	678	83 233
8421191000	Centrifuges,including centrifugal dryers for sugar manufacture	21 487	307 143	183 520	2 405 366
8421199000	Oth centrifuges,including centrifugal dryers	2 958	68 173	142 365	1 551 643
8421211100	Filtering/purifiying water machine & app for domestic use of a cap	107 772	699 241	654 918	4 339 952
8421211900	Oth filtering/purifiying water machin& app of a capacity <= 500 l/l	269 124	1 881 176	6 818 389	21 151 994
8421212200	Filtering/purifiying water machine & app,electrically operated of a	873 904	2 435 036	3 287 700	19 802 551
8421212300	Filtering/purifiying water machine & app,non electric operated of :	18 026	173 408	300 079	2 304 622
8421223000	For filter/purify beverages oth thanwater, electric operated of a ca	0	15 011	0	818 133
8421229000	For filter/purify beverages oth than water of a capacity <= 500 l/hr	34 640	238 969	653 772	5 109 704
8421231100	Oil filters for internal combustionengines machinery pos 8429 or 8	27 973	232 933	464 406	3 968 118
8421231900	Petrol filters for internal combustionengines machinery pos 8429	63 212	564 522	843 646	5 756 420
8421232100	Oil filters for motor vehicles ofchapter 87	105 892	598 626	1 412 111	7 551 101
8421232900	Petrol filters for motor vehicles ofchapter 87	117 766	484 930	1 544 534	7 459 279
8421239100	Oil filters for internal combustionengines machinery pos 8429 or 8	51 269	203 801	481 650	3 154 124
8421239900	Petrol filters for internal combustionengines machinery pos 8429	59 870	458 048	813 764	5 936 635
8421291000	Filter/purify mach&appa for liquid of akind used for medical, surgic	21 782	159 817	532 126	2 388 494

I.3. IM POR M ENURUT KOM ODITI / IM PORT BY HS COM M ODITY
***** MEI/ MAY 2014 *****

HS	Uraian Komoditi Commodity Description	Berat Bersih / Net Weight (Kg)		Nilai / Value C.I.F (US\$)	
		Bulan ini Current Month	Kumulatif Cum.Jan. to date	Bulan ini Current Month	Kumulatif Cum.Jan. to date
8421292000	Filter/purify mach& apparatus for liquid of a kind used for sugar ma	33 580	410 437	188 700	4 356 615
8421293000	Filter/purify mach& apparatus for liquid of a kind used in oil drill op	71 374	402 022	1 769 839	6 407 979
8421294000	Filter/purify mach& apparatus for petrol filters	7 668	44 492	178 749	849 937
8421295000	Filter/purify mach& apparatus for oil filters	7 780	60 775	109 359	1 093 195
8421299000	Oth filtering machinery & apparatus for liquids not electrically oper	238 220	1 929 201	4 535 070	38 200 322
8421311000	Intake air filters for inter combustion engines for machine chapter	23 582	141 527	340 564	2 247 328
8421312000	Intake air filters for inter combustion engines for motor vehicles of	60 552	361 233	779 364	6 144 288
8421319000	Oth intake air filters for internal combustion engines	88 583	751 428	1 031 365	8 549 014
8421392000	Air purifiers	1 061 494	2 760 270	6 630 691	24 343 646
8421399000	Filtering machines& apparatus for gases	1 512 459	4 168 888	15 604 836	50 719 149
8421911000	Parts of goods of subheading 8421.12, of centrifuges,includ centrif	2 546	4 847	36 259	169 129
8421912000	Parts of goods of subheading 8421.19.10 of centrifuges,includ cent	74	16 125	16 655	439 425
8421919000	Parts of subhd 8421.11.00/8421.19.90 of centrifuges,includ centrif	3 010	82 259	168 293	2 055 153
8421992000	Parts filter cartridges of filter,subhd8421.23	30 993	213 679	630 277	4 593 970
8421993000	Parts of goods of subheading 8421.31	31 514	258 358	572 520	4 180 910
8421999100	Oth parts of goods of subheading 8421.29.20	1 542	9 849	69 517	339 033
8421999400	Oth parts of goods of subheading 8421.21.11/8421.21.21	99 375	471 943	351 315	1 599 639
8421999500	Oth part of subhd 8421.31,8421.23.11,8421.23.19,8421.23.91/842	9 718	41 958	96 239	472 203
8421999900	Oth parts of goods of subheading 8421.21.11/8421.21.21	369 645	2 775 830	5 364 525	33 495 477
8422110000	Dish washing machin of the house hold type	107	5 729	1 859	83 254
8422190000	Dish washing machines not of the household type	11 794	81 626	294 391	1 465 861
8422200000	Machinery for cleaning/drying bottles or oth containers	2 833	112 238	29 188	3 432 791
8422300000	Machinery for aerating beverages,filling,closing,seal,label bottles,	412 299	2 033 716	11 265 961	63 760 004
8422400000	Other packing, wraping machinery(inc heat-shrink wraping machin	600 166	2 582 281	29 062 408	132 350 081
8422901000	Parts of goods of subheading 8422.11	1 783	5 954	45 465	121 315
8422909000	Part goods of subhd 8422 of oth than subheading 8422.11	109 715	972 952	13 150 166	54 301 583
8423101000	Personal weighing machin,including baby& household scales,electr	17 705	141 295	57 238	469 750
8423102000	Personal weighing machin,including baby& household scales,not e	103 403	410 082	223 010	840 717
8423201000	Scales for continuous weighing of goodson conveyors, electrically	20 880	173 885	306 527	4 564 044
8423202000	Scales for continuous weighing of goodson conveyors, not electric	646	2 486	16 685	45 624
8423301000	Constan weight scales,predetermin weightscales & hopper scales,e	12 127	135 567	242 089	1 247 239
8423302000	Constan weight scales,predetermin weightscales& hopper scales,no	5 530	31 321	8 094	120 636
8423811000	Oth weighing machinery,max capacity<=30 kg, electrically operate	19 334	144 548	386 684	2 471 901
8423812000	Oth weighing machinery,max capacity<=30 kg, not electrically ope	242 782	714 476	513 364	1 355 625
8423821100	Oth.weigh mach,having a maximum weight30<capacity <= 1 000kg	5 199	30 405	6 050	235 428
8423821900	Oth.weigh mach,having a maximum weight1000<capacity <= 5 000	37 222	211 028	56 321	551 134
8423822100	Oth.weigh mach,having a maximum weight30<capacity <= 1 000kg	27 191	54 725	45 109	104 979
8423822900	Oth.weigh mach,having a maximum weight1000<capacity <= 5 000	9	70 330	1 008	276 585
8423891000	Oth weigh mach,oth.capacity > 5 000kg,electrically operated	38 319	439 905	876 481	3 918 429
8423892000	Oth weigh mach,oth.capacity > 5 000kg,not electrically operated	98 944	245 372	192 046	601 567
8423901000	Weighing machine weights	3 491	78 766	42 524	862 490
8423902100	Parts of Weighing machinery, electricall operated	22 592	219 288	691 995	3 030 349
8423902900	Parts of Weighing machinery,not electricall operated	30 205	153 569	82 854	1 229 503
8424101000	Fire extinguishers,whether/not charged suitable for aircraft use	0	6	0	517
8424109000	Fire extinguishers,whether/not charged for oth than aircraft use	44 293	463 459	158 555	1 602 180
8424201100	Spray guns & similar appliances for agri/horticultural,electric oper	256	11 654	8 702	34 964
8424201900	Spray guns& similar appliances not foragricult/horticultural,electric	16 263	114 391	251 850	1 865 235
8424202100	Spray guns & similar appliances foragricultural/horticultural,not el	10 734	40 167	87 182	153 618
8424202900	Spray guns& similar appliances not foragricultural/horticultural,not	51 256	232 752	396 494	1 928 963
8424300000	Steam/sand blasting machines& similar jet projecting machines, el	182 703	672 632	1 495 682	7 687 187
8424811000	Oth spraying liquid machine for agricul/hortikultural, drip irrigatio	4 059	174 338	20 663	903 023
8424813000	Hand-operated insecticidae sprayers foragriculture/horticulture	62 972	508 923	532 916	2 698 129
8424814000	Oth.mach appliances for agricultural orhortikultural, not electicall	85 547	399 011	172 521	898 039
8424815000	Oth.mach appliances for agricultural orhorti,oth drip irrigation syst	74 689	317 488	282 159	1 316 537
8424891000	Hand operated household sprayers of capacity not exceeding 3 l	52 027	303 884	194 027	954 131
8424892000	spray heads with dip tubes	13 479	167 137	45 307	824 389
8424894000	Dispersing/spraying machine of chemical or electrochemical, for m	3 494	18 877	60 630	535 445
8424895000	Oth appl for project,dispers,spray liquids/powders,not household	362 641	2 458 347	3 009 854	24 739 810
8424899000	Oth appl for project,dispers,spray liquids/powders,not household	133 534	747 232	629 962	3 405 150
8424901000	Parts of fire extinguisher	72 027	334 739	767 331	3 839 514
8424902100	Parts of spray guns, of good of subhead8424.20.11,electrically ope	113	333	3 843	14 908
8424902300	Parts of spray gun,oth than of good of subhead 8424.20.11,electric	59 695	215 140	283 972	1 048 570
8424902400	Parts of spray guns, of good of subhead8424.20.11,not electrically	815	10 121	21 220	96 183
8424902900	Parts of spray gun,oth than of good of subhead 8424.20.11,not ele	25 509	210 797	186 611	1 207 425
8424903000	Parts of steam/sand blasting machine & similar jet projecting mach	13 729	105 480	79 051	1 021 627
8424909300	Parts of oth appliance of subhead8424.81.10/8424.81.20	2 491	5 409	11 528	34 807
8424909400	Parts of oth appliance of subhead8424.81.30/8424.81.40	44 872	131 219	189 234	366 664
8424909500	Parts of oth appliance of subhead8424.81.10/8424.81.20	1 178	4 780	25 419	349 297

I.3. IMPOR MENURUT KOMODITI / IMPORT BY HS COMMODITY
***** MEI / MAY 2014 *****

H S	Uraian Komoditi Commodity Description	Berat Bersih / Net Weight (Kg)		Nilai / Value C.I.F (US\$)	
		Bulan ini Current Month	Kumulatif Cum.Jan. to date	Bulan ini Current Month	Kumulatif Cum.Jan. to date
8424909900	Oth mechanical appliances (whether/ not hand operated)	156 948	2 317 998	1 859 371	16 259 126
8425110000	Pulley tackle & hoists oth than skip for raising vehicles, by electric	272 768	1 317 367	2 502 273	9 962 532
8425190000	Pulley tackle & hoists oth than skip for raising vehicles, not electric	255 858	1 759 670	689 669	6 894 497
8425310000	Oth winches; capstans, poweredby electric motor	139 944	567 772	1 140 144	3 702 449
8425390000	Oth winches;capstans,oth than powered by oth electric motor	226 203	1 365 897	1 727 016	12 808 170
8425410000	Jacks hoists of built in jacking systemof a type used in garages	91 284	316 389	267 930	946 220
8425421000	Jacks used in tipping mechanismfor lorries	208 161	690 722	348 526	1 221 545
8425429000	Oth jacks and hoists, hydraulic	513 469	2 901 852	1 433 114	7 924 935
8425491000	Oth jacks;hoists of a kind used forraising vehicles, electrically oper.	20 301	113 346	146 287	1 644 561
8425492000	Oth jacks;hoists of a kind used forraising vehicles, not electric oper	33 645	504 026	109 618	1 525 922
8426110000	Overhead traveling cranes on fixedsupport	563 956	3 877 093	1 343 324	13 488 882
8426120000	Mobile lifting frames on tyres andstraddle carries	1 844 390	4 679 228	12 517 625	21 759 891
8426192000	Bridge cranes	169 719	2 848 759	292 960	8 856 001
8426193000	Gantry cranes	1 529 431	5 714 646	8 158 244	28 236 940
8426199000	Other transporter cranes	2 548 316	6 214 253	18 269 333	37 009 801
8426200000	Tower cranes	40 690	5 793 920	55 272	13 385 694
8426300000	Portal/ pedestal jib cranes	100 935	2 869 059	1 715 203	11 157 339
8426410000	Other Mobile lifting frames, self propelled, on tyres	155 260	2 131 582	1 369 886	14 120 888
8426490000	Other Mobile lifting frames, self propelled,oth than on tyres	1 331 049	4 159 424	4 678 825	17 827 420
8426910000	Other derricks machine designed formounting on road vehicles	611 501	2 056 248	841 965	4 880 134
8426990000	Other derricks machine designed formounting oth than on road v	519 251	1 581 521	4 111 097	9 339 126
8427100000	Self-propelled trucks powered by anelectric motor	630 076	4 017 078	3 660 816	25 598 642
8427200000	Oth self-propelled trucks	2 054 437	11 787 356	8 344 782	50 613 320
8427900000	Oth trucks	376 903	1 641 498	812 701	6 986 427
8428101000	Passenger lifts	1 547 528	9 114 491	6 031 910	35 706 207
8428102100	Oth lifts of a kind used in buildings	238 863	1 002 024	701 454	2 854 600
8428102900	Oth lifts oth than of a kind used inbuildings	212 520	621 242	1 136 362	3 201 853
8428109000	Skip hoists	112 457	210 047	409 068	1 023 058
8428201000	Pneumatic elevators and conveyors foragricultural use	30 760	207 336	89 213	899 542
8428202000	Automated machines for the transport,handling & storage of PCB/	29 439	78 674	391 625	2 659 407
8428209000	Oth pneumatic elevators & conveyors	242 320	1 610 528	4 671 033	22 217 679
8428310000	Oth continuous act elevators & conveyorsspecially designed for un-	0	1 395	0	12 527
8428321000	Oth continuous act elevators & conveyorsof bucket type,used for a	18	31 873	150	137 683
8428329000	Oth continuous act elevators & conveyorsof bucket type,not used f	315 399	1 702 100	1 804 459	13 083 741
8428331000	conveyors belt , of kind use foragricultural type	11	86 722	5 242	276 671
8428332000	conveyor belt, Automated machiine forthe transport,hand & stora	50 744	424 194	155 870	2 247 000
8428339000	Other conveyor belt	2 946	61 122	27 014	535 377
8428391000	Other elevator of kind use foragriculture	4 331	22 594	35 931	110 291
8428393000	Oth elevator, automated machin fortransport, handling & storage	0	16 562	0	704 157
8428399000	Oth continuous-action elevators&conveyor, for goods/ materials	846 604	7 662 211	6 210 611	59 332 416
8428400000	Escalators and moving walkways	635 719	3 170 850	1 895 700	9 635 790
8428600000	Teleferics, chair-lifts, ski-draglines;traction mechanisms for funicul	412	7 362	4 322	54 867
8428902000	Automated machine for the transport ,handling&storage of PCB/	1 671	30 011	26 812	597 741
8428903000	Mine wagon, locomotive/wagon transeverss, similar railway wago	401 453	402 649	908 880	916 551
8428909000	Other machine for lifting, handling, loading/unloading	351 496	2 616 007	3 168 737	18 823 684
8429110000	Track laying, bulldozers and angledozers	896 321	4 364 780	8 091 752	39 866 677
8429190000	Bulldozer & angledozers other than track laying	172 702	741 733	252 975	5 188 899
8429200000	Graders and levellers	546 746	2 961 454	5 773 510	32 252 469
8429300000	Scrapers	2 656	40 883	8 688	338 046
8429403000	Tamping machines	166 573	737 043	914 813	4 258 730
8429404000	Vibratory smooth drum rollers, withcentrifuge force drum<20 ton	201 130	1 160 324	1 032 084	6 030 014
8429405000	Other vibratory road rollers	168 358	552 716	822 276	2 539 906
8429409000	Other Tamping mchine and road rollers	2 675	290 186	8 200	1 303 156
8429510000	Front-end shovel loaders	2 611 093	8 446 664	12 500 143	44 503 198
8429520000	Mach with a 360, revolving super struct, mech shovels, excavators a	9 717 191	38 569 760	45 266 384	179 231 713
8429590000	Mech shovels, excavators & shove loaderoth front-end shovel, canr	689 330	4 271 745	3 166 283	19 412 010
8430100000	Pile-drivers and pile-extractors	1 325 297	3 537 532	2 251 681	6 948 503
8430200000	Snow-ploughs and snow-blowers	43	779	624	28 536
8430310000	Coal/rock cutters and tunneling machine , self-propelled	35 450	590 236	94 302	2 285 461
8430390000	Coal/rock cutters and tunneling machine ,oth than self-propelled	62 296	194 384	177 503	1 334 275
8430410000	Oth boring/ sinking machinery selfpropelled	1 236 193	3 717 717	17 698 476	43 859 303
8430491000	Boring mach, Wellhead platforms & integra produc modules for us	13 208	293 446	544 537	3 124 601
8430499000	Other boring or sinking machinery, notself propeled	132 956	1 869 428	4 040 297	36 997 553
8430500000	Oth moving, grading, levelling, scraping machinery, self-propelled	356 685	1 348 757	1 717 110	14 473 028
8430610000	Tamping/ compacting machinery, not self propelled	26 646	153 600	79 222	423 882
8430690000	Oth machinery of hedaing 84.30 not self-propelled	391 573	656 747	11 706 692	14 858 281
8431101300	Parts suitable for of goods of subhead8425.19,8425.39or8425.49,(71 027	378 049	596 918	5 131 969
8431101900	Oth parts suitable for of goods ofheading 84.25,electrically operat	51 379	248 532	430 685	2 240 985

I.3. IMPOR MENURUT KOMODITI / IMPORT BY HS COMMODITY

*** MEI/MAY 2014 ***

HS	Uraian Komoditi Commodity Description	Berat Bersih / Net Weight (Kg)		Nilai / Value C.I.F (US\$)	
		Bulan ini Current Month	Kumulatif Cum.Jan. to date	Bulan ini Current Month	Kumulatif Cum.Jan. to date
8431102200	Part suitable for goods of sub 8425.11,842520,8425.31,8425.41,84	82 285	283 044	283 298	858 755
8431102900	Oth parts suitable for of goods of heading 84.25,not electrically op	70 516	363 363	122 202	937 159
8431200000	Parts suitable for goods of head 84.27	95 341	574 372	867 699	4 897 112
8431311000	Parts of goods of shd 8428.10.(21,29),8428.10.90,of lift skip hoist/	139 590	1 023 301	543 972	4 734 986
8431312000	Parts of goods of shd 8428.10.10), 8428.40.00,of lift skip hoist/ esc	356 350	1 684 262	1 804 304	8 457 269
8431391000	Part suitable for goods sub 8428.20.10,8428.32.10, 8428.33.10/84	6 367	126 221	103 542	923 201
8431392000	Parts suitable for goods of subheading 8428.90	7 247	12 599	192 961	303 781
8431394000	Part of auto mach. for transport/storage of PCB/PWBs/PCAs	35 140	151 019	472 966	1 225 326
8431399000	Part of other lifting,handling/loading machine	214 898	1 410 130	4 441 690	20 366 795
8431411000	Buckets, shovels, grabs and grips,of machine of subheading 84.26	91 016	437 108	541 531	1 843 919
8431419000	Buckets, shovels, grabs and grips,of machine other than of subheac	409 258	1 876 261	1 834 233	7 795 745
8431420000	Bulldozer or angledozer blades	190 197	853 785	1 281 954	5 215 267
8431430000	Parts of boring/sinking machinery of subhead 8430.41/8430.49	2 913 769	8 504 003	31 402 288	130 873 546
8431491000	Parts of machinery of heading 84.26 oththan Buckets, shovels, gra	770 421	2 886 371	15 107 690	30 679 394
8431492000	Cutting edges or end bits for scrapers,graders/levellers	605 595	3 345 555	1 979 275	10 259 268
8431494000	Cutting edges or end bits for bulldozer or angledozer blades	1 737	37 013	30 029	235 697
8431495000	Parts of road rollers	208 475	1 144 413	826 643	5 853 690
8431496000	Oth parts of machinery of heading 84.30.20.00	110	193	1 788	6 165
8431499000	Oth parts suitable use of machinery of heading 84.30	5 716 123	27 795 643	29 215 008	161 194 682
8432100000	Ploughs	641	43 331	3 578	162 599
8432210000	Disc harrows	0	21 713	0	57 705
8432290000	Scarifiers, cultivators, weeders, hoes and oth harrows	36 798	111 709	167 117	660 707
8432300000	Seeders, planters and transplanters	4 861	81 921	48 995	1 252 583
8432400000	Manure spreaders, fertiliser distributor	3 499	16 948	43 916	217 429
8432801000	Other machinery for soil preparation or cultivation; of agricult/ hort	14 171	67 517	106 625	1 299 145
8432802000	Lawn/sports-ground rollers	970	3 930	39 312	88 637
8432809000	Other machinery for soil preparation or cultivation	7 579	44 225	93 674	659 184
8432901000	Parts of machinery of subheading 8432.80.90	911	2 798	12 011	38 436
8432902000	Parts of lawn/sport-ground rollers	0	1	0	2
8432909000	Parts oth machinery for soil preparation/cultivation	105 262	257 894	1 066 781	1 879 420
8433110000	Mowers for lawns,parks/ground,powered with the cutting device r	139 288	606 586	284 410	2 219 880
8433199000	Oth mowers for lawns, parks/sport ground, oth than manually ope	60 381	334 330	418 632	1 704 094
8433200000	Oth mowers, including cutter bars for tractor mounting	4 053	24 149	35 102	167 076
8433300000	Other haymaking machinery	17 509	18 124	33 272	46 053
8433400000	Straw or fodder baler, including pick-up balers	45	1 697	10 200	29 006
8433510000	Combined harvester-threshers machinery	227 907	1 845 427	1 216 583	12 023 902
8433520000	Other threshing machinery	77 483	87 908	199 991	249 248
8433591000	Cotton pickers and cotton gins	25	45	707	3 483
8433599000	Other harvesting, threshing machinery	1 696	81 559	2 736	1 380 179
8433601000	Machin for cleaning, sorting/grading eggfruit/oth agricultur prod,el	12 043	17 836	52 982	75 072
8433602000	Machin for cleaning, sorting/grading eggfruit/oth agricultur prod,n	0	2 870	0	245 793
8433901000	Part mach: castor, of 100< diameter (inc tyres) <= 250mm, width whe	6 791	15 356	40 658	94 557
8433902000	Other parts machine of goods of subhead 8433.11 or 8433.19.90	40 422	158 948	115 629	406 838
8433903000	Other parts machine of goods of subhead 8433.19.10	0	4 082	0	109 255
8433909000	Other parts harvesting or threshing machine	53 085	252 421	255 121	1 455 554
8434101000	Milking machines, electrically operated	22 619	25 081	367 944	400 762
8434201000	Dairy machinery, electrically operated	8 264	135 313	496 684	7 658 921
8434202000	Dairy mach, not electrically operated	0	196	0	9 636
8434901000	Parts of milking & dairy mach. of electoperated machines	378	18 261	30 186	1 369 226
8434902000	Parts of milk & dairy mach of non electoperated machines	931	1 264	56 055	77 226
8435101000	Presses, crushers & manufacture of wine, cider, fruit juices, electric c	64 592	481 194	394 656	3 509 141
8435102000	Presses, crushers & manufacture of wine, cider, fruit juices, not elect	69	5 541	6 449	13 077
8435901000	Parts of presses, crushers & manufacture of wine, cider, fruit juices, e	1 355	165 452	17 036	948 992
8435902000	Parts of presses, crushers & manufacture of wine, cider, fruit juices, r	569	704	2 125	3 627
8436101000	Machinery for preparing animal feedingstuffs, electrically operat	75 195	2 420 646	607 328	16 766 761
8436102000	Machinery for preparing animal feedingstuffs, not electrically oper	11 705	34 830	95 159	265 904
8436211000	Poultry incubators & brooders, electric operated	173 698	1 343 113	1 649 664	14 598 335
8436212000	Poultry incubators & brooders, notelectrically operated	0	53 695	0	561 718
8436291000	Oth poultry-keeping machinery, electric operated	212 435	1 381 911	529 462	4 704 396
8436292000	Oth poultry-keeping machinery, notelectrically operated	25 850	532 142	163 596	2 718 669
8436801100	Other agric or horticultural machine, electric operated, inc Germin	6 387	60 633	16 485	179 287
8436801900	Other machine, electric operated for poultry include bee keeping	237 731	1 300 739	1 233 761	6 748 538
8436802100	Other agric or horticultural machine, not electric operated, inc Ger	0	16 758	0	176 217
8436802900	Other machine, not electric operated for poultry include bee kep	74 552	207 485	310 569	806 072
8436911000	Parts of poultry-keeping machinery/ poultry, incubator & brooders	21 758	183 422	248 420	1 991 219
8436912000	Parts of poultry-keeping machinery/ poultry, incubator & brooders, r	12 646	46 918	73 032	645 083
8436991100	Parts of other machin for agri & horti type, electric operated	13 558	63 517	33 412	195 655
8436991900	Parts of other poultry/bee-keeping machin, electric operated	244 599	574 466	1 095 472	2 557 912

I.3. IM POR M ENURUT KOM ODITI / IM PORT BY HS COM M ODITY
***** MEI/ MAY 2014 *****

H S	Uraian Komoditi Commodity Description	Berat Bersih / Net Weight (Kg)		Nilai / Value C.I.F (US\$)	
		Bulan ini Current Month	Kumulatif Cum.Jan. to date	Bulan ini Current Month	Kumulatif Cum.Jan. to date
8436992100	Parts of other machin for agri & hortitype/germanium ,not electric	23 492	77 183	271 030	754 164
8436992900	Parts of other poultry/bee-keepingmachine, not electric operated	56 063	225 632	346 650	1 115 158
8437101000	Machinery for grains;winnowing & cleanmachine, electrically oper	297 388	2 142 729	2 801 793	7 262 597
8437102000	Machinery for grains;winnowing & cleanmachines,not electric ope	1 177	11 897	13 523	324 924
8437103000	Machine for clean,sorting/grading seed ,grain dried leguminous ve	384 967	1 239 062	1 904 039	8 307 828
8437104000	Mach for clean,sorting/grad seed,graindried leguminous vegetabl	9 953	11 353	28 976	46 326
8437801000	Rice hullers & cone type rice mills,electrically operated	161 842	202 955	280 642	390 151
8437802000	Machinery for rice hullers & cone typerice mills,not electrically oper	126 050	361 777	143 616	466 083
8437803000	Cofee & corn mills machine for industrytype, electrical operated	3 512	43 332	62 562	1 078 617
8437804000	Cofee & corn mills machine for industrytype, not electrical operat	0	29 291	0	17 736
8437805100	Polishing machine for rice, sieving,bran cleaning&husking machine	152 140	891 988	1 032 596	7 020 971
8437805900	Other machine used in the milling indust or working of cerals, elec	131 111	675 536	918 428	8 938 033
8437806100	Polishing machine for rice, sieving,bran cleaning&husking machine	134 523	667 374	148 132	711 127
8437806900	Other machine used in the milling indust or working of cerals, not	4 661	419 799	9 430	2 561 901
8437901100	Parts of machin of subheading 8437.10 ,electrically operated	78 838	361 394	477 770	2 258 328
8437901900	Parts of machines oth than of subhead8437.10,electrically operate	142 690	442 040	244 858	1 604 234
8437902100	Parts of machines of subheading 8437.10,not electrically operated	177	40 963	261	90 608
8437902900	Oth parts of machines of subheading8437.10, not electrically oper	182 111	668 741	268 258	952 977
8438101000	Bakery machine,macaroni,spaghetti/simila products, electrically o	240 067	1 635 708	2 791 478	20 778 410
8438102000	Bakery machine,macaroni,spaghetti/simila products, not electrical	49 116	272 575	75 626	455 831
8438201000	Machine for the manufac of confectionary cocoa/ chocolate, electr	79 088	754 773	4 482 545	24 023 628
8438202000	Machine for the manufacture of confectionary chocolate,not elect	0	49 593	0	2 443 852
8438301000	Machine for sugar manufacture, electricoperated	717 881	790 710	755 766	1 251 295
8438302000	Machinery for sugar manufacture, notelectrically operated	3	1 791	5	2 442
8438501000	Mach for the preparation of meat/poultry ,electrically operated	134 287	433 579	2 641 465	8 376 962
8438502000	Mach for the preparation of meat/poultry ,not electrically operate	14 168	53 331	14 334	92 519
8438601000	Machiner for the preparation of fruits,nuts/vegetable, electrically	41 907	287 771	309 763	9 704 812
8438602000	Machiner for the preparation of fruits,nuts/vegetable, not electric	32 780	107 339	29 154	137 081
8438801100	Coffee pulpers, electrically operated	42 923	199 689	138 453	2 142 934
8438801200	Coffee pulpers, not electricallyoperated	0	1 921	0	4 756
8438809100	Other machine for the industrial preparation/ manufacture, electri	49 140	702 904	2 108 977	19 798 114
8438809200	Other machine for the industrial preparation/ manufacture, not el	13 051	61 046	33 298	114 351
8438901100	Parts of electrically operated machineof subheading 8438.30.10	80 729	164 921	219 375	1 282 756
8438901200	Part of coffee pulper,electric operatedmachines	0	104	0	272
8438901900	Parts of oths goods of heading 84.38 electrically operated	136 685	980 722	4 669 344	16 609 698
8438902100	Parts of goods of subheading 8438.30.20not electrically operated	31 640	191 441	59 920	1 076 939
8438902900	Parts of oth goods of heading 84.38.20 of coffee pulpers,not elect	88 295	160 048	1 515 954	9 604 639
8439100000	Machinery for making pulp of fibrouscellulosic material	52 123	98 284	95 747	370 717
8439200000	Machinery for making paper/paperboard	418 354	3 178 989	5 170 931	50 721 511
8439300000	Machinery for finishing paper/paperboard	51 501	839 222	96 148	5 772 192
8439910000	Part of machine for mak pulp of fibrouscellulosic material,electric	45 744	830 494	1 490 578	12 940 324
8439990000	Parts for making/ finishing paper/ paperboard, electrically operate	546 208	3 084 851	7 804 755	47 001 413
8440101000	Book-binding mach, includ book-sewing,electrically operated	83 833	162 445	2 937 316	3 916 481
8440102000	Book-binding mach, includ book-sewing,not electrically operated	0	5 466	0	13 620
8440901000	Parts of book binding & sewing machineselectrically operated mac	1 004	2 774	42 336	193 588
8440902000	Parts of book binding & sewing machinesnot electrically operated	183	208	50 520	56 021
8441101000	Cutting paper machines, electricallyoperated	391 241	2 327 893	5 940 726	19 855 284
8441102000	Cutting paper machine, not electrycallyoperated	19 345	154 240	86 186	821 813
8441201000	Machine for making bags,sacks/ envelopeselectrically operated	93 296	222 028	201 956	2 439 755
8441202000	Machine for making bags,sacks/ envelopesnot electrically operatec	0	21 992	0	112 101
8441301000	Elect mach oth than by moulding for make cartons,boxes,cases,tut	32 004	784 027	435 693	7 569 258
8441302000	Not elect mach oth than by moulding formake cartons,boxes,cases	5 405	63 633	35 414	535 636
8441401000	Machines for moulding articles in paperpulp,paper/ paperboard,elk	14 616	53 064	1 609 980	2 563 835
8441402000	Machines for moulding articles in paperpulp, paper/ paperboard, n	0	7 137	0	17 599
8441801000	Oth machinery for making up paper pulp,paper/ paperboard,electr	216 710	1 101 296	1 224 270	21 684 668
8441802000	Oth machinery for making up paper pulp,paper/ paperboard,not el	81 794	145 406	1 020 634	2 676 787
8441901000	Part of machin for mak up paper pulp,paper/ paperboa,cutting ma	54 691	512 786	1 927 568	12 224 746
8441902000	Parts of machin for mak up paper pulp,paper/ paperboa,cutting ma	13 129	66 628	103 654	476 982
8442301000	Electric machine,app&equip for preparing/ making plates,cylinders	37 987	218 316	356 044	3 426 884
8442302000	Non electric machine,app&equ for prepare/ making plates,cylinder	52 036	80 362	184 847	495 545
8442401000	Parts,of electric machine,app&equip forprepare/ making plates,cyl	21 691	148 953	369 550	1 883 897
8442402000	Parts, Non electric machine,app&equ forprepare/ making plates,cy	349	16 489	21 466	395 710
8442500000	Plate,cyls&oth.print comp.plates,cyl & lithograph stones,prepared	84 605	449 174	954 157	5 667 080
8443110000	Ofset printing machinery, reel-fed	70 347	376 688	1 531 158	7 122 188
8443120000	Ofset printing machinery, sheet - fed,office type (use sheet<22x36	20 904	86 165	54 794	200 658
8443130000	Oth er offset printing machinery	712 363	1 884 782	4 327 170	24 260 859
8443140000	Letterpress printing machine, reel-fed,excluding flexographic print	19 903	126 614	59 183	2 008 803
8443150000	Letterpress printing machine, other than reel fed, excluding flexog	0	32 179	0	121 665

I.3. IMPOR MENURUT KOMODITI / IMPORT BY HS COMMODITY

*** MEI / MAY 2014 ***

HS	Uraian Komoditi Commodity Description	Berat Bersih / Net Weight (Kg)		Nilai / Value C.I.F (US\$)	
		Bulan ini Current Month	Kumulatif Cum.Jan. to date	Bulan ini Current Month	Kumulatif Cum.Jan. to date
8443160000	Flexographic printing machinery	34 628	393 872	371 747	3 923 366
8443170000	Gravure printing machinery	75 833	292 456	2 274 791	12 566 553
8443190000	Other printing machine use for print by means of plates, cylinder & t	50 224	343 775	288 183	4 715 834
8443311010	Printer-copier, ink-jet, color, capable of connecting to a data machin	774 268	2 510 009	7 219 246	29 982 994
8443311090	Printer-copier, ink-jet proces, no color, capable of connect to data m	4 012	110 889	113 716	733 699
8443312010	Printer-copier, laser proces, color, capable connect to data mach/ ne	5 814	101 240	284 032	3 630 881
8443312090	Printer-copier, laser proces, no color, capable connect to data mach	20 545	177 229	361 225	4 059 864
8443313010	Combination printer-copier-facs machine, color, connect to data m	74 228	816 221	661 453	10 808 811
8443313090	Combination printer-copier-facs machine, no color, connect to dat	57 085	325 416	1 189 649	6 764 742
8443319010	Oth mach which perform >= 2 function of printing, copying/ facsimil	106 127	156 817	1 016 353	1 821 609
8443319090	Oth mach which perform >= 2 function of printing, copying/ facsimil	40 907	143 593	1 025 842	3 490 495
8443321010	Dot matrix printer, color, capable connect to data machine/ network	0	1 022	0	31 825
8443321090	Dot matrix printer, no color, capable of connect to data machine/ ne	57 548	323 727	1 544 679	8 783 725
8443322010	Ink-jet printer, color, capable of connect to a data machine/ network	326 027	2 215 609	4 727 549	37 521 179
8443322090	Ink-jet printer, no color, capable connect to a data machine/ network	16 317	61 238	848 508	3 504 473
8443323010	Laser printer, color, capable of connect to a data machine/ network	17 515	153 607	386 122	2 665 923
8443323090	Ink-jet printer, no color, capable connect to a data machine/ network	51 015	360 696	719 326	4 960 318
8443324000	Facsimile machine capable of connect to a data machine/ network	12 393	77 910	191 201	1 268 260
8443325010	Screen printing machinery, color, for the manufacture pcb/pwb,	0	25 785	0	434 767
8443325090	Screen printing machinery, no color, for the manufacture pcb/pwb,	0	39 508	0	286 887
8443326000	Plotters	12 328	46 960	25 465	177 314
8443329010	Other printing machine, color, capable connect to data machine/ net	12 768	29 305	276 112	1 304 180
8443329090	Other printing machine, no color, capable connect to data machine,	20 075	113 931	491 834	5 611 006
8443391900	Electros Photocopy, no color, by reproduc original image direct ont	157 624	731 204	195 904	1 054 157
8443392010	Electrostat photocopy, color, by reproduc original image in-direct c	0	2 287	0	63 391
8443392090	Electros photocopy, no color, by reproduc original image in-direct c	273 091	800 975	403 676	1 615 328
8443393090	Oth photocopy apparatus incorporating an optical system, no color	0	1 152	0	5 200
8443394010	Ink-jet printer, color, not capable of connect to network	0	1 092	0	10 878
8443394090	Ink-jet printer, not color, not capable of connect to network	0	500	0	2 672
8443399010	Laser printer, color, not capable of connect to network	0	8	0	3 154
8443399090	Laser printer, not color, not capable of connect to network	1 215	13 192	32 954	284 014
8443910000	Part & accessori of print machinery used for print by component o	852 945	4 106 191	41 198 475	213 521 456
8443991000	Part & accessori of screen print machinery for manufacture of print c	2 027	11 655	151 088	654 076
8443992000	Ink-filled printer cartridges	164 002	749 570	7 192 685	43 546 507
8443993000	Paper feeders and sorters	5 757	24 378	293 854	1 537 294
8443999000	Oth part & accessori of screen printing machinery	297 545	1 291 746	10 015 292	41 639 125
8444001000	Mach for extrude, texture/ cut man-made textile material, electric o	102 543	905 991	1 400 273	14 608 577
8444002000	Mach for extrude, texture/ cut man-made textile material, not electr	628	2 544	28 739	142 050
8445111000	Carding machines, electrically operated, for preparing textil fibres	179 196	978 003	2 615 609	10 594 195
8445112000	Carding machines, not electrically operated, for preparing textil fib	0	190	0	844
8445121000	Combing machines, electrically operated, for preparing textil fibre	0	122 761	0	2 608 233
8445131000	Drawing/ roving machines, electrically operated, for preparing texti	150 454	627 950	1 939 995	7 285 114
8445132000	Drawing/ roving machines, not electrically operated, for preparing t	0	2 186	0	17 857
8445191000	Other machines for preparing textile fibres; electrically operated	219 486	876 775	3 059 318	8 291 696
8445192000	Other machines for preparing textile fibres; not electrically operate	0	5 700	0	23 765
8445201000	Textile spinning machines; electrically operated	646 422	2 850 726	6 856 388	29 135 887
8445202000	Textile spinning machines, not electrical operated	0	924	0	19 673
8445301000	Textile doubling/ twisting machines; electrically operated	237 967	751 155	1 961 295	4 290 836
8445401000	Textile winding (including weft-winding) or reeling machin, electrica	378 115	1 336 673	6 753 707	28 765 940
8445402000	Textile winding (including weft-winding) or reeling machine, not ele	233	1 685	50 143	64 420
8445901000	Mach for prepring textile yarns to used weaving/ knitting/ stich bon	12 598	430 054	228 999	5 101 864
8445902000	Mach for prepring textile yarns to used weaving/ knitt/ stich bond, n	188	210	1 582	18 935
8446101000	Machines for weaving fabricsof a width ? 30 cm, electric operated	13 500	92 388	41 280	738 426
8446210000	Power looms	0	428 425	0	586 515
8446290000	Machines for weaving fabricsof a width >30 cm, shuttle type	82 294	829 357	218 779	6 795 455
8446300000	Machines for weaving fabricsof a width >30 cm, shuttleless type	385 086	2 088 676	2 706 072	19 197 653
8447111000	Circular knitting mach, cylinder diamtr ? 165 mm, electrically opera	95 437	487 267	995 190	5 324 289
8447112000	Circular knitting mach, cylinder diamtr ? 165 mm, not electric opera	0	19 163	0	61 575
8447121000	Circular knitting mach, cylinder diamtr >165 mm, electrically operat	95 089	433 329	1 862 534	6 142 015
8447122000	Circular knitting mach, cylinder diamtr >165 mm, not electrically ope	0	1	0	10
8447201000	Flat knitting & stitch bonding machine, electrically operated	369 035	823 037	1 593 984	6 701 384
8447202000	Flat knitting & stitch bonding machine, not electrically operated	0	69 855	0	725 648
8447901000	Machines for making gimped yarn, tulle, lace & mach for tufting, elec	160 416	1 124 377	1 670 676	8 896 289
8447902000	Machines for making gimped yarn, tulle, lace & mach for tufting, not	1	59 678	20	223 890
8448111000	Dobbies & jacquards, card reducing, copying, puching/ ass mach, ele	15 153	177 950	193 301	2 002 372
8448112000	Dobbies & jacquards, card reducing, copying, puching/ ass mach, not	268	2 102	5 557	40 600
8448191000	Auxiliary mach for use extruding/ prepare textile/ weave/ knitt, elect	196 781	333 257	4 282 990	5 930 392
8448192000	Auxiliary mach for use extruding/ prepare textile/ weave/ knitt, not e	176	13 029	18 172	172 150

I.3. IM POR M ENURUT KOM ODITI / IM PORT BY HS COM M ODITY

*** MEI / MAY 2014 ***

H S	Uraian Komoditi Commodity Description	Berat Bersih / Net Weight (Kg)		Nilai / Value C.I.F (US\$)	
		Bulan ini Current Month	Kumulatif Cum.Jan. to date	Bulan ini Current Month	Kumulatif Cum.Jan. to date
8448200000	Parts&accessories of machines for extrud/their auxiliary machiner	87 156	256 139	916 019	6 089 089
8448310000	Card clothing	31 353	145 751	460 784	2 439 386
8448320000	Parts & access of mach for preparingtextile fibres,other than card c	13 387	197 816	194 687	1 464 753
8448330000	Spindles, spindle flyers,spinning rings,and ring travellers	22 776	99 516	573 243	3 165 004
8448390000	Oth parts & access of mach of preparingtextile fibres/their auxiliar	472 238	1 276 083	2 985 984	15 056 562
8448420000	Reeds for looms, healds & heald-frames	21 330	100 945	423 155	1 821 907
8448491000	Shuttles,elect operated mach,use withmachines for extruding & kr	2 903	8 377	42 835	322 488
8448499100	Oth parts& acces, elect operated,use withmachines for extruding &	50 681	322 412	586 060	3 251 510
8448499200	Parts&accs of non-elect operated, usemachines for extruding & kn	2 340	33 549	142 444	1 072 479
8448510000	Snkners, needles&other articles used informing stitches	5 222	52 244	694 723	3 389 582
8448590000	Othe parts& accessories of mach forknitting/their auxiliary machin	35 290	210 821	802 947	3 200 968
8449001000	Mach for the manufacture/finishingof felt/ nonwovens,electrically	555 879	847 721	18 997 154	22 159 917
8449002000	Mach for the manufacture/finishingof belt/ nonwovens, not elect c	2	52	111	12 283
8450111000	Household/laundry-type washing machines;fully-automatic mach;e	0	397 895	0	1 525 228
8450119000	Household/laundry-type wash machines;fully- automatic machine;	652 407	8 869 529	2 475 005	34 448 484
8450120010	Household/laundry-type wash machines;built-in centrifugal drier,c	58 501	651 408	228 462	2 430 946
8450120020	Household/laundry-type wash machines;built- in centrifugal drier,i	310 196	4 344 633	1 047 757	14 722 369
8450191020	Other household/laundry-type wash machindry linen capacity > 6 l	0	19 484	0	72 636
8450199020	Other household/laundry-type wash machindry linen capacity > 6 l	0	1 208	0	6 542
8450200000	Household/laundry-type washing machines;a dry linen capacity >1	465 763	1 914 262	2 023 058	8 260 364
8450901000	Parts of mach of dry linen capacity > 10 kg	17 468	97 625	100 464	432 007
8450902000	Parts of mach of dry linen, full auto,with buil-in centrifugal drier,ca	507 380	2 385 617	1 883 721	8 414 954
8451100000	Dry-cleaning machines	27 526	133 923	56 225	784 633
8451210000	Drying machines,each of a dry linen capacity not exceeding 10 kg	72 822	191 698	315 378	840 730
8451290000	Drying machines,each of a dry linen capacity exceeding 10 kg	139 293	591 537	1 124 053	3 906 379
8451301000	Ironing machines and presses(including fusing presses)	2 519	72 761	29 442	520 663
8451309000	Ironing machines and presses(including fusing presses)	52 446	266 761	348 393	2 411 268
8451400000	Washing, bleaching/dyeing machines	132 088	972 258	1 881 950	11 524 687
8451500000	Mach. for reeling,unreeling,folding,cutting/pinking textile fabrics	60 758	397 163	1 238 850	5 332 447
8451800010	Other machinery exclude washing machfor laundry ; for domestic	631	2 703	1 100	17 412
8451800090	Other machinery exclude washing machfor laundry ; for domestic	246 844	1 816 953	2 548 293	22 461 244
8451901100	Parts of drying machines witha dry linen capacity ? 10 kg	680	25 908	4 993	53 730
8451901900	Parts of drying machines witha dry linen capacity ? 10 kg	2 138	16 611	40 645	203 496
8451909000	Parts of drying machines witha dry linen capacity > 10 kg	80 720	270 305	879 571	2 790 791
8452100000	Sewing machines of the household type	118 803	845 243	563 268	3 479 336
8452210000	Sewing machines;automatic units	210 328	1 333 490	2 242 260	14 305 336
8452290000	Sewing machines;not automatic units	566 353	2 831 048	5 086 569	28 543 068
8452300000	Sewing machine needles	10 626	66 961	54 327	497 666
8452901100	Arm,bed,stand,flywheel,belt guard;pedals of sewing mach of hous	1 743	36 026	3 669	73 054
8452901200	Furniture, bases and covers for sewingmachines and parts there of	10 970	112 904	24 116	310 607
8452901900	Oth part of sewing mach of machineryof sewing machines of hous	133 134	312 227	423 009	1 350 573
8452909110	Arms beds,foot & pedals of mach excludeof sewing machines of hc	7	79	131	3 060
8452909190	Other parts of sewing mach of machineryof sewing machines of hc	8 212	53 213	81 485	485 042
8452909200	Furniture, bases and covers for sewingmachines and parts thereof	15 446	50 189	152 738	800 334
8452909900	Other parts of sewing mach of machineryexclude sewing mach of l	137 740	661 382	298 833	1 371 070
8453101000	Machinery for prepare,tanning/work hides, skins/leather, elect op	11 865	100 382	123 745	985 115
8453102000	Machinery for prepare,tanning/work hides, skins/leather, not elec	42	4 123	120	32 320
8453201000	Machinery for making/ repairing footwear,electrically operated	334 640	1 115 534	2 549 529	10 376 342
8453202000	Machinery for making/repairing footwear,not electrically operatec	109	126 115	17 620	1 156 907
8453801000	Other Mach for make/repaire footwear,notsewing machine,electri	578 527	1 820 930	4 304 340	13 455 902
8453802000	Other Mach for make/repaire footwear,notsewing machine,not el	309	4 763	425	9 357
8453900000	Parts of machinery for preparing,tanningworking hides, skins, leat	83 984	319 847	807 883	4 247 949
8454100000	Converters	5 326	392 481	100 173	1 489 229
8454200000	Ingot moulds and ladles	436 331	832 685	2 424 692	8 606 392
8454300000	Casting machines	275 769	2 737 335	5 892 610	38 422 986
8454900000	Parts of converter, ladles, ingot moulds, casting mach for metellur	272 106	1 269 693	2 078 226	10 862 750
8455100000	Tube mills	0	38 485	0	193 448
8455210000	Rolling mills,hot/combination hot & cold	182 310	4 158 318	446 848	4 513 060
8455220000	Rolling mills, cold	49 799	321 375	214 560	1 302 409
8455300000	Rolls for rolling mills	188 563	2 290 045	968 632	10 243 293
8455900000	Other parts of metal-rolling millsand rolls therefor.	319 439	3 605 213	1 162 374	15 356 938
8456100000	Mach tool for work any material byremoval material,operat by las	14 567	154 964	639 246	3 093 063
8456200000	Machines tool for work any material byremoval material,operat by	2 446	19 817	151 855	1 088 894
8456300000	Machines tool for work any material byremoval material,electro-d	21 296	230 048	341 137	4 264 946
8456901000	Mach tool for mnfact of printed circuit,numerical control,by plasm	5 521	32 572	83 045	426 236
8456902000	Wet proces equip for the application byimmersion of electrochem	1 819	36 174	5 975	303 771
8456909000	Oth mach tool for work any materialby other operating processes	4 896	242 299	192 300	3 592 962
8457100000	Machining centres	425 260	2 393 903	7 016 236	51 602 939

I.3. IMPOR MENURUT KOMODITI / IMPORT BY HS COMMODITY

*** MEI / MAY 2014 ***

HS	Uraian Komoditi Commodity Description	Berat Bersih / Net Weight (Kg)		Nilai / Value C.I.F (US\$)	
		Bulan ini Current Month	Kumulatif Cum.Jan. to date	Bulan ini Current Month	Kumulatif Cum.Jan. to date
8457200000	Unit construction machines(single-station)	2 388	52 890	44 848	2 245 594
8457300000	Multi-station transfer machines	0	46 960	0	679 919
8458110000	Horizontal lathes, for removing metalnumerically controlled	256 948	1 412 769	5 355 011	32 275 235
8458191000	Horizontal lathes, for remove metal,bed-spidle ctr not excd? 300m	20 620	179 076	94 120	968 350
8458199000	Horizntal lathes, for remove metal, bed-spidle cntrl not excd>300n	131 717	980 204	871 079	5 924 868
8458910000	Other lathes,for removing metalnumerically controlled	1 072	192 306	12 000	4 231 473
8458991000	Oth lathes,for remove metal,not numericcntrl,spidle ctr-bed not e	4 656	16 693	107 003	627 545
8458999000	Oth lathes,for remove metal,not numericctrl, spidle cetnre-bed no	134 868	1 133 791	652 303	18 187 180
8459101000	Way-type unit head machines,electrically operated	37 419	245 941	528 198	4 450 113
8459102000	Way-type unit head machines,not electrically operated	24	2 339	1 498	44 105
8459210000	Drilling machines,numerically controlled	24 711	166 576	260 888	4 592 653
8459291000	Drilling machines,electrically operated	82 287	606 449	389 208	5 003 407
8459292000	Drilling machines, not electricallyoperated	5 278	22 658	68 879	198 468
8459310000	Boring-milling machines, not horizontallathes,numerically controll	0	81 417	0	2 776 166
8459391000	Boring-milling machines,electricallyoperated, not horizontal lathes	21 416	51 778	84 020	367 664
8459392000	Boring-milling machines, not electricaloperated not horizontal lath	7 633	33 614	90 210	261 959
8459401000	Boring machines, electrically operated	25 758	137 786	93 124	1 840 111
8459402000	Boring machines, not electrical operated	31 740	103 091	217 151	847 342
8459510000	Milling machines, knee-type, numericallycontrolled	3 282	11 116	4 748	34 930
8459591000	Milling machines, knee-type,electrically operated	22 174	108 132	172 435	657 829
8459592000	Milling machines, knee-type,not electrically operated	15 000	21 378	45 809	69 491
8459610000	Other milling machines, numericallycontrolled	63 160	114 961	967 002	1 679 658
8459691000	Other milling machines, electricallyoperated	125 294	279 507	586 704	2 154 993
8459692000	Other milling machines, not electricallyoperated	0	339	0	1 723
8459701000	Other threading/tapping machines,electrically operated	33 021	200 372	458 922	3 088 715
8459702000	Other threading/tapping machines,not electrically operated	157	23 507	3 610	40 763
8460110000	Flat-surface grinding mach,an accurof at least 0.01 mm,numeric cc	24 943	87 073	1 067 923	2 767 436
8460191000	Other flat-surface grinding mach,anaccur at least 0.01 mm, elect o	51 170	227 318	580 500	4 285 873
8460192000	Oth flat-surface grinding mach,an accurat least 0.01 mm, not elect	1 176	13 595	22 079	235 820
8460210000	Other grinding mach,an accuracy of atleast 0.01 mm,numerically c	52 357	336 989	1 541 410	10 892 515
8460291000	Other grinding mach,an accuracy of atleast 0.01 mm, electrically o	66 406	309 356	886 368	6 063 593
8460292000	Other grinding mach,an accur at least0.01 mm, not electric operat	16 259	62 353	1 415 956	1 669 340
8460311000	Machine tools, numeric controlled, forsharpen carbide diamet ? 3.	26 547	58 266	156 261	683 382
8460319000	Oth sharpening (tool/ cutter grinding)machines,numerically contro	35 223	109 948	130 631	575 575
8460391000	Oth sharpening (tool/ cutter grinding)machines, electrically operat	7 708	58 642	80 246	756 095
8460392000	Oth sharpening (tool/ cutter grinding)machines, not electrically opt	994	5 599	7 322	89 354
8460401000	Honing/lapping machines,electrically operated	25 743	97 859	993 954	4 000 117
8460402000	Honing/lapping machines,not electrically operated	505	2 914	7 575	101 986
8460901000	Other machine-tools for deburring,abrasives/ polishing products, e	36 023	264 157	518 731	3 923 393
8460902000	Other mach-tools for deburring,abrasives/polishing products, not i	2 110	19 419	69 166	178 383
8461201000	Shaping/ slotting machines,electricallyoperated	13 106	222 361	60 082	3 005 648
8461202000	Shaping/ slotting mach,not electricallyoperated	891	19 026	6 423	109 010
8461301000	Broaching mach,electrically operated	0	40 041	0	1 722 055
8461302000	Broaching mach,not electric operated	0	24	0	3 784
8461401000	Gear cutting,gear grinding/gearfinishing mach electric operated	2 942	257 445	83 942	8 768 086
8461402000	Gear cutting,gear grinding/gearfinishing mach not electric operate	3 439	3 868	13 809	14 900
8461501000	Sawing/ cutting-off machines,electrically operated	165 187	692 223	1 899 995	6 684 155
8461502000	Sawing/ cutting-off machines,not electrically operated	20 671	93 868	43 254	358 100
8461901100	Planing machines,electric operated	2 985	10 113	22 291	137 716
8461901900	Other planing machines,electric operated	20 591	262 863	215 592	3 366 894
8461909100	Other planing machines,not electricoperated	0	10	0	3 122
8461909900	Other mach-tool work by removing metalor cerments, not electric	27 203	159 501	290 925	810 869
8462101000	Forging/ die-stamping machines (incl pres& hammers, electric ope	1 538 177	15 095 066	16 401 261	126 169 727
8462102000	Forging/ die-stamping machines (incl pres& hammers,not electric o	177 620	245 463	2 835 399	3 181 973
8462210000	Bend,fold,straighnten/flattening machine(includ pres),numeric cont	200 122	847 131	5 886 774	13 588 747
8462291000	Bend,fold,straighnten/flattening machine(incl pres),unnumeric cntr	168 785	1 560 497	2 294 606	12 261 543
8462292000	Bend,fold,straighnten/flattnng mach(incl pres),unnumeric cntrl,nt e	39 348	279 984	66 611	1 363 428
8462310000	Shearing machine (incl press),oth thancombine punching mach,nu	436 770	1 421 992	3 147 357	8 046 478
8462391000	Shearing mach (incl press),oth than binepunching mach,numeric ci	563 319	1 949 753	5 226 375	14 860 728
8462392000	Shearing mach (incl press),oth than binepunch mach,not electric o	26 954	109 530	75 861	380 890
8462410000	Punching/ notching mach,incl comb punch & shearing mach,numeri	61 805	452 367	2 021 427	4 298 794
8462491000	Punching/ notching mach,incl comb punch & shearing mach,not nu	108 997	463 558	503 188	2 291 301
8462492000	Punching/ notching mach,incl comb punch & shear mach,not numri	189	17 953	3 517	136 925
8462910000	Hydraulic presses	204 912	1 200 272	1 200 326	8 405 679
8462991000	Mach for manufac of boxes,cans & similarcontain of tin plate, elec	93 716	440 378	643 783	2 534 249
8462992000	Mach for manufac of boxes,cans containtin plate,not electrically o	185	71 148	1 045	300 933
8462995000	Oth machine for working metal by forging,hamming,electrically op	222 894	2 509 943	1 516 359	12 800 218
8462996000	Oth machine for working metal by forging,hamming,not electricall	23 485	213 250	232 893	1 072 532

I.3. IM POR M ENURUT KOM ODITI / IM PORT BY HS COM M ODITY
***** MEI/ MAY 2014 *****

H S	Uraian Komoditi Commodity Description	Berat Bersih / Net Weight (Kg)		Nilai / Value C.I.F (US\$)	
		Bulan ini Current Month	Kumulatif Cum.Jan. to date	Bulan ini Current Month	Kumulatif Cum.Jan. to date
8469009090	Non automatic typewrites	1 699	8 820	34 461	96 442
8470100000	Electronic calculators capable of operwithout an extnl source elect	52 259	272 442	154 316	1 128 854
8470210000	Electronic calculating machinesincorporating a printing device	759	6 899	17 945	134 466
8470290000	Other electronic calculating machines	15 139	80 144	213 028	873 619
8470300000	Other calculating machines	109 158	495 977	329 698	2 221 087
8470500000	Cash registers	57 676	244 839	2 435 492	8 554 181
8470901000	Postage-franking machines	0	12 290	0	21 428
8470902000	Accounting machines	0	983	0	3 488
8470909000	Mach for pocket-size data record, reprod,display mach with calcul	13	7 473	1 770	21 019
8471301000	Palmtop & personal digital assistants(PDAs)	964	7 988	243 550	2 033 298
8471302000	Laptops incl notebooks and subnotebooks	751 535	4 519 703	64 961 358	353 355 744
8471309000	Oth portable digital automatic dataproc mach,weigh not more thar	251 139	1 301 905	29 014 868	202 410 570
8471411000	Personal computers excluding portable	59 108	483 015	3 028 698	24 573 544
8471419000	Other digital automatic data processingmachines	35 853	147 662	1 838 630	11 275 536
8471491000	Processing units for personal & portabcomputers,presented in forn	82 037	526 408	4 183 500	30 013 324
8471499000	Other digital automatic data proces mach,present in form of syste	326 064	463 588	1 839 340	7 834 841
8471501000	Process units for personal & portab comp,other automatic data pr	131 433	908 147	11 246 404	55 997 488
8471509000	Other digital automatic data proces mach,other automatic data pr	211 616	1 214 540	8 110 556	45 944 849
8471603000	Computer keyboards	51 239	310 898	594 489	3 223 903
8471604000	X-y coordinate input devices,includingmouse,light pens,joystick,tra	84 739	417 445	571 373	3 498 514
8471609000	Other mach input/output units,whether/ not contain storg units sa	41 779	160 770	4 291 302	7 836 266
8471701000	Floppy disk drives	8 032	31 183	288 696	2 610 307
8471702000	Hard disk drives	223 281	1 446 535	7 383 273	51 420 643
8471703000	Tape drives	1 392	7 512	177 322	960 986
8471704000	Optical disk drives,including cd-romdrives,dvd drives & cd-r drives	53 284	330 826	2 188 671	11 032 207
8471705000	Proprietary fmat strge device incldmedia therefor fr automat dt pr	18 680	124 330	1 690 492	16 802 988
8471709100	Automatic backup systems	158	2 047	20 635	154 271
8471709900	Other storage units of digital automaticdata processing machines	39 358	221 730	2 025 561	11 828 723
8471801000	Control and adaptor units	54 406	293 009	1 179 510	6 445 805
8471807000	Sound card and video cards	9 091	91 364	65 136	497 143
8471809000	Other units of automatic data processingmachines	83 722	452 432	3 176 361	21 439 107
8471901000	Bar code readers	18 113	33 367	683 805	2 113 590
8471902000	Optical character readers,document/ image scanners	49 021	344 831	2 110 649	10 963 504
8471909000	Other automatic data processing machines& units thereof	185 503	761 353	6 743 915	24 668 203
8472101000	Duplicating machines, electric operated	48	2 617	9 112	25 245
8472102000	Duplicating machines, not electricallyoperated	6 111	11 525	12 377	28 330
8472301000	Machines for sorting/folding mail/ for inserting mail in envelopes,e	7 629	11 744	21 293	381 513
8472302000	Machines for sorting/folding mail/ for inserting mail in envelopes,no	0	101	0	244
8472901000	Automatic teller machines	1 037 609	2 417 509	13 785 939	32 238 926
8472902000	Electronic fingerprint identificationsystems	13 296	88 136	86 221	374 352
8472903000	Other office machines,electrically operated	94 026	332 303	756 279	5 622 773
8472909000	Other office machines,not electrically operated	15 492	103 539	31 144	418 509
8473101000	Printed circuit assembliesfor word- processing machines	8 047	13 282	1 484 133	1 835 511
8473109000	Other parts & acces of the mach oftypewriter not printer/ word pr	15 602	58 354	492 946	2 548 544
8473210000	Parts & accs of elect calculating; with/without extrnal sources & pr	23	1 081	2 059	36 545
8473290000	Other parts & acces of the machine ofcalculating, reproducing, di	21 507	77 921	424 678	1 416 776
8473301000	Assembled printed circuit boards	400 167	1 646 062	21 535 900	108 765 284
8473309000	Other parts & acces of the machines ofautomatic data processing	600 988	2 578 344	11 037 237	53 010 128
8473401100	Parts including printed circuit assembfor automatic teller machine	4 612	11 320	304 597	912 773
8473401900	Other parts&access of the mach of othoffice machine,for elect ope	4 181	34 366	535 491	1 998 735
8473402000	Other parts&access of the mach of othoffice machine,for non elec	3 596	4 320	7 543	99 137
8473501100	Parts&access suitable for use with machauto data procc mach & u	6 630	34 031	55 400	611 224
8473501900	Part&acc suitabl for use mach typewriternot printers&oth office m	12 031	42 226	248 591	509 490
8473502000	Part&acc suitabl for use mach typewriternot print&oth office macl	0	36	0	1 835
8474101000	Sorting,screening,separating/ washingmachines, electrically operat	451 898	1 692 893	2 817 502	15 443 020
8474102000	Sorting,screening,separating/ washingmachines, not electrically op	39 746	148 969	186 820	1 649 465
8474201100	Crushing/ grinding machines for stoneelectrically operated	1 885 372	8 239 185	4 647 701	34 573 845
8474201900	Crushing/ grinding mach for earth,oresoth mineral substances,elect	471 662	4 342 378	4 509 602	56 845 228
8474202100	Crushing/ grinding mach for stonenot electrically operated	0	277 533	0	436 957
8474202900	Crushing/ grinding mach for earth,oresoth mineral substances,not e	145 801	537 890	388 828	1 677 141
8474311000	Concrete/ mortar mixers, electricallyoperated	532 108	2 846 450	1 935 420	10 653 619
8474312000	Concrete/ mortar mixers, not electricallyoperated	108 082	962 141	446 010	3 675 553
8474321100	Mach for mixing mineral substances withbitumen,output cap ? 80	181 600	534 816	304 410	982 892
8474321900	Mach for mixing mineral substances withbitumen,output cap > 80	1 336 862	1 793 449	13 014 225	14 104 570
8474322900	Mach for mix mineral substnc wth bitumen,output cap >80 t/h,not	102 150	978 078	226 000	9 469 924
8474391000	Other mixing/ kneading machineselectrically operated	1 562 031	2 299 114	18 512 138	26 066 697
8474392000	Other mixing/ kneading machinesnot electrically operated	261 038	590 758	1 277 477	2 480 703
8474801000	Mach for agglomerating,shaping/ mauidsolid mineral fuels,electric	901 867	6 843 008	4 260 840	32 211 052

I.3. IMPOR MENURUT KOMODITI / IMPORT BY HS COMMODITY
***** MEI/MAY 2014 *****

HS	Uraian Komoditi Commodity Description	Berat Bersih / Net Weight (Kg)		Nilai / Value C.I.F (US\$)	
		Bulan ini Current Month	Kumulatif Cum.Jan. to date	Bulan ini Current Month	Kumulatif Cum.Jan. to date
8474802000	Mach for agglomerating,shaping/ mouldsolid mineral fuels,not elec	29 455	147 842	102 866	484 273
8474901000	Parts of mach for sort,creen,separate,wash,crush,grinding&mixing	1 371 274	9 494 896	12 076 614	69 324 653
8474902000	Parts of mach for sort,creen,separate,wash,crush,grinding&mix, no	96 103	612 540	1 836 210	7 146 810
8475101000	Mach for assembl electric/ electronicclamps tubes/ valves,electric o	119	15 197	1 320	106 708
8475102000	Mach for assembl electric/ electronicclamps tubes/ valves,not elect.	16	896	752	36 105
8475210000	Machines for making optical fibres andpreforms thereof	0	2	0	441
8475290000	Other machines for manufacturing/ hot working glass/ glassware	11 621	117 322	33 044	2 485 615
8475901000	Part of mach for assmb/ mfg elect/ elctnr hot work glassware,elect	56 357	143 965	1 455 711	4 136 992
8475902000	Part of mach for assmb/ mfg elect/ elctnr hot work glassware,not e	99	2 224	58 792	324 029
8476210000	Automatic beverage-vending machin,incorporating heating/refrige	8 954	8 954	64 239	64 239
8476290000	Other automatic beverage-vendingmachines	1 950	7 818	7 798	151 662
8476810000	Other automatic goods-vending mach,incorporating heating/refrig	0	1 819	0	15 267
8476890000	Other automatic goods-vending mach,without heating/refrigerati	0	5 381	0	103 487
8476900000	Parts of automatic goods-vend machincorpor heating/refrigerating	77 409	343 297	1 036 311	5 519 913
8477101000	Injection-moulding machines for mouldingrubber	551 540	2 859 656	6 342 756	25 119 843
8477103100	P.v.c. injection moulding machine	837 165	5 635 327	4 358 214	42 543 857
8477103900	Other injection-moulding machinesfor moulding plastics	445 788	914 552	4 559 871	8 950 813
8477201000	Extruders for extruding rubber	34 436	423 936	554 556	4 020 751
8477202000	Extruders for extruding plastics	599 646	2 527 604	3 607 103	30 051 565
8477300000	Blow moulding machines	303 632	1 507 863	6 624 255	37 772 859
8477401000	Vacuum moulding & other thermo formingfor moulding/forming r	93 027	412 532	869 726	4 136 000
8477402000	Vacuum moulding & other thermo formingfor moulding/forming p	312 986	1 712 313	7 745 803	25 638 916
8477510000	Mach for mould/retread pneunt tyres,for mould/othwise forming	36 266	516 698	86 668	5 892 099
8477591000	Other machine for moulding/ otherwiseforming for rubber	71 037	753 392	1 007 391	5 464 735
8477592000	Other machine for moulding/ otherwiseorming for plastics	121 480	882 330	1 218 226	11 512 588
8477801000	Other machinery for working rubber/ rubber products, electrically	1 128 273	6 112 562	12 884 457	46 852 633
8477802000	Other machinery for working rubber/ rubber products, not electric	216 575	705 994	4 036 560	13 141 635
8477803100	Lamination presses for the manufactof PCB/ PWBs	426	37 475	8 381	484 378
8477803900	Other machinery for rubber or plastics,electrically operated	453 632	2 536 883	4 720 839	34 159 885
8477804000	Other machinery for working rubber/ plastic products, not elect op	7 718	148 172	25 820	2 175 550
8477901000	Parts of electrically operatd mach for working rubber/ products fro	533 048	2 422 488	3 433 139	16 430 543
8477902000	Part of nonelectric opratd mach for working rubb/ fr the manuf pro	94 161	677 022	1 736 289	10 381 155
8477903200	Pars of lamination pressesfor the manufc of PCB/ PWBs	599	291 223	13 601	2 024 576
8477903900	Oth Parts not parts of laminationpresses for the manufc of PCB/ PV	7 174	142 522	240 265	3 168 995
8477904000	Part of nonelectric opratd mach for workplastic/ for the manuftg p	72 526	366 601	1 822 049	6 007 833
8478101000	Machinery for preparing/ making uptobacco, electrically operated	131 254	1 595 141	13 184 495	119 131 029
8478102000	Machinery for preparing/ making uptobacco, not electrically opera	0	14 575	0	139 369
8478901000	Parts of machinery for preparing/ makingup tobacco, electrically o	85 786	515 866	16 023 936	66 295 894
8478902000	Parts of machinery for preparing/ makingup tobacco, not electrical	3 926	32 026	116 629	277 421
8479101000	Machinery for public works,building/ the like electrically operated	119 348	697 221	226 471	4 585 243
8479102000	Machinery fr public works,building/ the like not electrically operat	54 856	220 576	148 486	1 769 495
8479201000	Mach for the extract/ preparation of animal/ fix vegetabl fat/ oil, ele	5 991 027	17 624 889	21 281 587	80 712 633
8479202000	Mach for the extract/ preparation of animal/ fix vegetabl fat/ oil,not	223 383	2 944 233	517 475	4 949 734
8479301000	Presses for the manufacture of particleboard electrically operated	178 084	1 183 082	413 641	4 945 988
8479302000	Presses for the manufacture of particleboard not electrically opera	9 800	93 878	11 440	181 777
8479401000	Rope/ cable making machines,electrically operated	30 067	301 530	324 471	4 759 772
8479402000	Rope/ cable making machines,not electrically operated	6 043	8 149	143 534	252 812
8479500000	Industrial robots, not elsewherespecified/ included	71 818	634 721	2 383 312	24 270 203
8479600000	Evaporative air coolers	206 417	972 566	2 454 072	9 999 530
8479710000	Passenger boarding bridges of kind usein airports	77	110	96	5 213
8479790000	Oth passenger boarding bridges	277 018	345 177	6 024 617	7 200 720
8479811000	Oth mach&mechanical appliance fortreating metal,electrically ope	56 409	751 348	1 043 428	10 045 698
8479812000	Oth mach&mechanical appliance fortreating mtl,non electrically o	49 385	206 753	418 892	1 229 149
8479821000	Mixing,kneading,crush,grind,screen,sift,homogenis,& emulsift/ stir	600 256	2 739 940	7 884 075	42 042 156
8479822000	Mixing,kneading,crush,grind,screen,sift,homogenis,& emulsift/ stir	96 121	429 672	483 435	7 739 553
8479892000	Machinery for assembling CPU	37 612	236 183	774 611	7 603 970
8479893000	Oth mach for assembling CPU daughterboard in plastic case/ housi	550 837	3 087 702	8 642 418	84 995 954
8479894000	Oth mach for assembling CPU daughterboard in plastic case/ housi	147 926	794 429	13 643 995	35 761 425
8479902000	Part of goods Oth mach for assemblingCPU daughter plastic case/ t	27 010	89 138	956 622	4 044 812
8479903000	Part of oth electrically operatedmachine	328 579	3 353 626	3 933 033	35 367 586
8479904000	Part of nonelectrically operatedmachinery	96 167	713 731	1 631 069	11 853 809
8480100000	Moulding boxes for metal foundry	37 670	204 528	873 021	4 047 661
8480200000	Mould bases	680 865	1 960 202	4 178 805	17 662 206
8480301000	Moulding patterns, of copper	1 261	23 425	6 583	699 452
8480309000	Moulding patterns, of other material	165 732	1 419 319	3 854 887	27 983 853
8480410000	Moulds for metal/ metal carbidesinjectiononn or compression types	141 292	460 279	2 976 099	9 966 180
8480490000	Moulds for metal/ metal carbidesnot injection or compression type	101 008	618 997	1 535 102	10 319 297
8480500000	Moulds for glass	11 011	59 148	193 915	1 425 098

I.3. IMPOR MENURUT KOMODITI / IMPORT BY HS COMMODITY
***** MEI/MAY 2014 *****

HS	Uraian Komoditi Commodity Description	Berat Bersih / Net Weight (Kg)		Nilai / Value C.I.F (US\$)	
		Bulan ini	Kumulatif	Bulan ini	Kumulatif
		Current Month	Cum.Jan. to date	Current Month	Cum.Jan. to date
8480600000	Moulds for mineral materials	992 037	3 797 395	3 050 083	17 290 866
8480711000	Moulds for rubber or plastics, injection or compression type for foot	82 391	470 952	1 163 095	6 051 084
8480719010	Moulds for rubber or plastics, injection or compression type for other	87	179	2 526	5 889
8480719090	Other moulds for rubber, plastics, injection/ compression type	623 200	2 687 547	13 581 055	55 117 154
8480791000	Mould for rubber, plastics, not injection, compression type for footwear	56 341	201 644	239 380	2 506 674
8480799000	Other mould for rubber, plastics, not injection, compression type	24 879	95 325	735 665	3 063 563
8481101100	Pressure-reducing valves of iron/steel, manual	23 794	371 947	207 183	2 414 650
8481101900	Pressure-reducing valves of iron/steel, automatic operation, 5 cm internal diameter	169 718	1 120 551	2 615 041	17 554 499
8481102100	Pressure-reducing valves of copper/copper alloys internal diameter	74 426	392 198	1 540 726	8 882 101
8481102200	Pressure-reducing valves of copper/copper alloys internal diameter	6 920	34 422	16 468	225 783
8481109100	Other pressure-reducing valves of plastics 1cm internal diameter > 2.5cm	4 509	11 381	24 872	134 918
8481109900	Other pressure-reducing valves not of plastics	28 818	203 091	98 292	1 843 473
8481201000	Valve for oleohydraulic/pneumatic transmission, manual operation, 5 cm internal diameter	1 300	15 253	85 531	685 315
8481202000	Valve for oleohydraulic/pneumatic transmission, of copper/copper alloy, 1cm	4 246	16 734	49 103	152 226
8481209000	Other valve for oleohydraulic/pneumatic transmissions	160 074	933 958	2 902 506	17 245 767
8481301000	Check (nonreturn) valve of swing check-valve type, 40 cm internal diameter	40 177	289 047	395 247	4 872 507
8481302000	Check (nonreturn) valve, copper/copper alloy, internal diameter < 2.5cm	17 275	114 984	43 309	390 809
8481303000	Check (nonreturn) valve of plastics, 10cm internal diameter ? 25cm	159	500	6 178	18 354
8481309000	Other check (nonreturn) valves	328 510	1 779 370	3 025 940	23 680 869
8481401000	Safety/relief valves of copper/copper alloy < 2.5cm	14 256	55 827	549 876	1 571 375
8481402000	Safety/relief valves of plastics 10cm internal diameter ? 25cm	2 916	8 920	109 187	183 963
8481409000	Other safety/relief valves	791 656	1 472 997	4 789 473	21 891 575
8481801100	Valves for inner tube of copper/copper alloys	177 883	913 237	1 876 265	9 061 154
8481801200	Valves for inner tubes of other materials	251 190	1 052 232	1 347 537	9 602 546
8481801300	Valves for tubeless tyres of copper/copper alloys	1 341	5 643	22 384	66 314
8481801400	Valves for tubeless tyres of other materials	11 012	255 402	328 879	3 323 625
8481802100	LPG cylinder valve of copper/copper alloy having inlet & outlet internal diameter	11 864	37 986	11 987	52 038
8481802200	LPG cylinder valve of copper/copper alloy having inlet & outlet internal diameter	4 865	21 750	17 927	63 813
8481803000	Cocks/valves, whether or not fitted with piezo electric igniters for gas stoves	5 781	153 568	294 173	2 345 371
8481804100	Soda water bottle valve; gas operation, of plastic, 1 cm < internal diameter	786	5 750	4 234	60 044
8481804900	Other soda water bottle valves; gas operation beer dispensing units	249 539	1 758 346	3 090 091	12 988 548
8481805100	Mixing tapes and valves, of plastic, 1 cm < internal diameter ? 2.5cm	16 249	51 080	76 980	181 038
8481805900	Other mixing tapes and valves	287 346	1 252 939	665 314	6 055 529
8481806100	Water pipeline valve, manual operation, 5cm internal diameter	39 311	193 895	297 003	1 362 967
8481806200	Cast iron gate valve, inlet diameter ? 4cm & cast iron butterfly valve, inlet diameter	139 227	725 213	1 700 330	5 889 776
8481806300	Cast iron gate valve, inlet diameter < 4cm & cast iron butterfly valve, inlet diameter	179 982	658 953	1 389 077	12 012 433
8481806400	Hog nipple waterer, of plastics, 1 cm internal diameter < 2.5cm	518	7 940	12 439	143 382
8481806500	Other hog nipple waterers	1 673	83 064	280 646	1 228 606
8481806700	Other nipple joint valves	69 169	145 601	5 904 424	7 731 430
8481807100	Ball valves, of plastics, 1 cm internal diameter < 2.5cm	43 189	273 613	255 795	1 572 764
8481807200	Other ball valves	595 538	2 652 856	4 904 873	22 699 854
8481807300	Gate valve, manual operation, of iron/steel, 5cm internal diameter	459 943	2 126 047	3 478 095	13 371 369
8481807400	Gate valve, manual operation, of iron/steel, inlet/outlet internal diameter	1 724	43 768	30 408	324 954
8481807500	Manifold valves of plastics, 1 cm internal diameter < 2.5cm	4 370	19 043	30 654	131 634
8481807600	Other manifold valves	41 309	532 106	823 304	4 216 984
8481808100	Pneumatic control valve, of plastics, 1 cm internal diameter < 2.5cm	13 777	77 456	628 122	3 728 695
8481808200	Other pneumatic controlled valve	38 027	247 134	1 293 393	6 928 066
8481808300	Other valve of plastic, inlet diameter >= 1cm, outlet diameter ? 2.5cm	9 783	58 441	22 409	119 840
8481808400	Other valve of plastic, inlet diameter >= 1cm, outlet diameter > 2.5cm	2 435	42 253	55 944	1 374 663
8481808700	Fuel cut-off valve plastic for vehicle for transport of persons/goods	2 859	21 503	71 450	227 132
8481808800	Other fuel cut-off valve plastic for vehicle for transport of persons/goods	83 564	284 359	695 954	1 608 911
8481808900	Other valve of stainless steel/nickel, manual operation, weighting < 3kg	77 105	388 193	728 247	2 265 736
8481809100	Water taps of copper or copper alloy with an internal diameter ? 2.5cm	287 512	1 106 187	4 194 693	15 926 837
8481809200	Fuel cut-off valves for vehicle	9 685	58 283	186 973	1 145 228
8481809900	Other Fuel cut-off for vehicle	796 394	5 342 707	15 519 221	126 094 368
8481901000	Parts of housing for sluice/gate valves internal diameter ? 25 cm	48 689	120 646	645 159	1 770 754
8481902100	Parts bodies valves, for water taps	9 820	76 865	36 433	433 233
8481902200	Parts bodies valve for LPG cylinder	5 745	54 249	8 786	150 243
8481902300	Other bodies valves not for water taps	23 605	104 921	245 604	1 015 713
8481902900	Other parts for taps, cocks, valves, and similar appliances of int. dir	109 801	644 502	1 148 361	9 055 554
8481903100	Valve bodies/stems of inner tube or tubeless tyres valves	5 553	29 311	171 242	1 009 003
8481903900	Other valve bodies/stems of inner tube or tubeless tyres valves	34 410	256 477	918 899	3 598 558
8481904100	Valve cores of inner tube valves or tubeless tyres valves	386	20 327	4 514	31 649
8481904900	Other valve cores of inner tube valves or tubeless tyres valves	23 681	183 224	446 773	3 907 604
8481909000	Other parts for taps, cocks, valves and similar appliances	458 641	1 945 623	6 292 784	26 763 497
8482100000	Ball bearings	1 969 255	11 417 233	14 610 969	80 511 887
8482200000	Tapered roller bearings, including cone and tapered roller assemblies	229 533	1 242 531	2 700 762	14 762 566
8482300000	Spherical roller bearings	179 873	934 427	1 163 435	5 848 999

I.3. IM POR M ENURUT KOM ODITI / IM PORT BY HS COM M ODITY

*** MEI/ MAY 2014 ***

H S	Uraian Komoditi Commodity Description	Berat Bersih / Net Weight (Kg)		Nilai / Value C.I.F (US\$)	
		Bulan ini Current Month	Kumulatif Cum.Jan. to date	Bulan ini Current Month	Kumulatif Cum.Jan. to date
8482400000	Needle roller bearings	119 547	690 974	2 623 319	13 884 849
8482500000	Oth cylindrical roller bearings	102 058	590 369	2 191 024	12 439 136
8482800000	Oth,includ.combined ball/ roller bearings	985 971	5 461 136	6 225 780	37 018 832
8482910000	Balls, needles and rollers	265 017	1 206 594	2 024 530	9 505 688
8482990000	Other parts of ball and roller bearings	905 080	4 339 053	6 022 786	32 404 619
8483101000	Transmission shafts for machinery of heading 84.29 or 84.30	423 312	652 182	1 265 177	5 812 186
8483102400	Transmission shaft for vehicles of motorcycles, auxiliary motor	442 196	2 590 971	2 922 139	14 050 304
8483102500	Transmission shafts for vehicles of a cylinder capacity < 2000 cc	695 805	3 666 537	5 557 662	29 972 436
8483102600	Transmission shafts for vehicles of 2000 cc < cylinder capacity? 300	35 774	257 094	378 759	2 760 844
8483102700	Transmission shafts for vehicles of a cylinder capacity > 3000 cc	158 703	1 023 355	1 698 573	11 267 414
8483103100	Transmission shafts for marine propul-sion engines of an output?2	529	1 375	23 602	72 980
8483103900	Transmission shafts for marine propul-sion engines of an output>2	60 595	436 611	813 536	5 050 469
8483109000	Other transmission shafts	1 123 105	5 900 911	10 941 374	61 443 366
8483202000	Bearing housing incorp. ball or rollerbearings for mach.of bulldozer	4 244	27 386	161 980	858 884
8483203000	Bearing housing incorp. ball or rollerbearings for mach.of vehicles	17 127	54 895	28 794	142 929
8483209000	Other bearing housing incorp. ballOr roller	266 334	719 108	844 254	2 827 410
8483302000	Bear'g hous'g not incorp.ball or rollerbearings for mach.of head 84	86 762	185 942	616 215	2 455 923
8483303000	Bear'g hous'g not incorp.ball or rollerbearings for eng.of vhcl of ch	54 405	337 038	938 629	4 950 078
8483309000	Other bearing housing not incorp.ball or roller bearings; plain shafts	195 856	977 820	1 372 475	9 341 821
8483402000	Gear&gearing oth than toothed wheels,for marine vessels	360 454	1 464 796	2 389 186	9 228 497
8483403000	Gear&gearing oth than toothed wheels,for machinery of moving g	211 540	840 958	2 048 655	9 816 308
8483409000	Gear&gearing oth than toothed wheels,for oth mar.vsl/ mach of m	1 725 888	8 414 090	16 435 425	84 931 685
8483500000	Flywheels&pulleys,including pulley block	406 847	2 325 321	3 513 795	21 239 094
8483600000	Clutches & shaft couplings(including universal joints)	419 649	2 227 574	4 254 656	21 818 888
8483901100	Parts of goods of transmission shaftsfor pedestrian/ agricultural tra	299	16 786	27 954	159 570
8483901300	Parts of goods of transmission shaftsfor oth. tractors of pedestrian	805	21 157	14 856	583 791
8483901400	Parts of goods of transmission shaftsfor goods of motorcycles	117 290	319 490	169 431	878 422
8483901500	Parts of goods of transmission shaftsfor other goods of vehicle and	90 026	689 538	1 127 516	8 223 367
8483901900	Oth. parts of goods of trans. shafts	362 503	939 456	7 161 668	15 223 884
8483909100	Oth toothed wheels, chain sproccatedfor goods of pedestrian/agric	397	447	12 665	15 105
8483909300	Oth toothed wheels, chain sproccatedfor oth.tractors of pedestrian	33	124	2 028	6 309
8483909400	Oth toothed wheels, chain sproccatedfor goods of motorcycles	38 987	217 008	255 326	1 412 617
8483909500	Oth toothed wheels, chain sproccatedfor other goods of vehicles ar	144 200	799 224	2 338 433	13 638 361
8483909900	Oth toothed wheels, chain sproccated	292 319	1 544 506	2 421 532	13 734 235
8484100000	Gaskets&similar joint metal sheetingcombined with oth material/2	505 426	2 918 256	11 735 542	38 264 070
8484200000	Mechanical seal	134 477	740 169	2 121 066	11 121 967
8484900000	Oth.gasket&similar joints of metal sheetcombined with oth materi	209 055	2 114 966	4 110 775	29 834 688
8486101000	Apparatus for rapid heating of semi-conductor wafers	5 490	17 665	269 371	1 033 128
8486102000	Spin dryers for semiconductor waferprocessing	320	584	24 472	30 504
8486103000	Machines for working by laser/oth lightin the prod.of semiconduc	1	566	5 787	28 678
8486104000	Mach.& app for sawing monocrystal semi-ond. boules into slice, w	797	2 282	4 911	16 982
8486105000	Grinding, polishing,lapping machines forproces. of semiconductor	205	10 666	8 251	309 083
8486106000	Apparatus for growing/ pulling mono-crystal semiconductor boules	0	19	0	18 290
8486109000	Oth machines&apparatus for the manu-facture of boules or wafer	7 768	22 164	873 963	3 036 296
8486201200	Epitaxial deposi'n mach. smcndctor wfr;spinner for coat'g photogr.	0	37	0	10 889
8486201300	App.physical deposition by sputter'g onsemiconductor wafers or fr	43	502	638	123 333
8486201900	Other film formation equipment	8	28	2 235	6 027
8486202100	Ion implanters for doping semiconductor materials	6	6	3 291	3 291
8486202900	Other doping equipment	0	1 450	0	122 757
8486203100	Deflash mach.;spraying appliances forcleaning metal leads&semic	462	5 805	3 600	198 548
8486203300	Apparatus for wet etching, developing,stripping,cleaing semiconc	0	2 886	0	53 677
8486203900	Other etching and stripping equipment	30	2 101	4 635	149 177
8486204100	Direct write-on-wafer apparatus	0	2	0	214
8486205100	Dicing machines for scribing/ scoringsemiconductor wafers	1 214	1 578	64 432	93 066
8486205900	Other equipment for dev. exposed wafers	172	222	1 298	11 963
8486209100	Lasercutters for cut contact. tracks insemiconductor prod. by laser	36	2 430	5 536	419 653
8486209200	Machines for bending, folding and straightening semiconductor lea	4 855	96 220	11 500	169 219
8486209300	Resistance heated furnaces, ovens formfcture of semicon dvc on s	0	32	0	3 342
8486209400	Inductance/dielectric furnace, oven formfcture of semicon dvc on	0	576	0	8 032
8486209500	Auto-mach. for the placement/ removal ofcomp./contact element	1 251	19 570	104 499	841 919
8486209900	Other mach. & apprts for the mnfact ofsemicon. devices/of elect ii	3 283	10 604	1 829 732	1 856 994
8486301000	Apparatus for dry etching patterns onflat panel display substrates	237	719	12 095	33 904
8486302000	App. for wet etch, develop, stripping or cleaning flat panel display	145	145	3 920	3 920
8486303000	Chemical vapour deposition app.to prodspinnners for coat.physic d	4	151	504	3 961
8486309000	Othetr mach. and app. for the manufactre of flat panel displays	141	1 367	503	235 906
8486401000	Focused ion beam milling mach to prodce,repair mask,reticle for p	0	41	0	1 729
8486402000	Die attach,bonders, for assem. Smcndtormatic mach.for transpor	9 894	73 429	560 917	2 423 046
8486403000	Moulds for manufact. of semiconductor devices	2 459	22 567	19 425	387 610

I.3. IMPOR MENURUT KOMODITI / IMPORT BY HS COMMODITY
***** MEI / MAY 2014 *****

HS	Uraian Komoditi Commodity Description	Berat Bersih / Net Weight (Kg)		Nilai / Value C.I.F (US\$)	
		Bulan ini Current Month	Kumulatif Cum.Jan. to date	Bulan ini Current Month	Kumulatif Cum.Jan. to date
8486404000	Optical stereoscopic microscopes fitted with equip. spec'ly dsgned c	0	210	0	4 407
8486406000	Electron beam microscopes with equip. specifically designed of smc	0	3 564	0	54 747
8486409000	Other machines and apparatus specified in note 9(c) to this chapt	97	19 602	13 927	193 586
8486901100	Parts and accessories of app for rapid heating of semiconductor wa	796	6 018	28 534	159 324
8486901200	Parts & accessories of spin dryers for semiconductor wafer proses	0	1 246	0	143 549
8486901300	Parts & access. of mach. for work by laser or oth. lead or photo beam	184	1 370	23 104	110 968
8486901400	Tool holders & self-open diehead, workholders; dividing heads for i	176	1 383	4 435	61 611
8486901500	Oth parts, access. of mach. for machine tools	277	2 308	61 352	272 839
8486901600	Parts & access. of grind, polish, lap mac for processing of semicon.	1 154	1 481	18 754	30 336
8486901700	Parts & access. of app for grow/pulling monocrystal semiconductor	0	14	0	334
8486901900	Oth parts, access. of mach. and app. for the manufact. of boules/w	172	2 237	69 805	563 187
8486902200	Parts & access. of epitaxial depo. mach., spinner for coat photo. em	0	832	0	69 555
8486902300	Parts & access. of ion implanter for doping of app for phys. l depo.	20 872	177 526	158 070	3 644 934
8486902400	Tool holder/self-open diehead; of sprayor etch, strip s-wafer, dry-et	1	18	140	4 237
8486902500	Oth parts & access. of dicing machines for scribe/scoring sm conduct	1 145	14 186	60 611	624 361
8486902600	Tool holder/self-open diehead, dividing heads & oth spec attachm for	3 243	9 696	90 558	315 517
8486902700	Other part and accessories of tool holder self open diehead, dividin	0	8 498	0	64 596
8486902800	Part & access of resistance heated furnaces & ovens for the mnfctre	2 602	12 667	4 061	22 196
8486902900	Oth part & acces of mach & app. for mnfct of smcndctre dvces/ of e	83	6 403	3 862	89 215
8486903100	Part & access of app for dry etching ptnron flat panel display subst	288	586	3 903	12 189
8486903200	Tool holder/self-open dieheads, work hldr dividing heads & oth spec	252	1 184	2 992	185 035
8486903300	Oth. part & access of app for dry/wet etching & oth special attach for	7	78	72	1 222
8486903500	Part & access of spinners for coat. photo emuls/ app. phys depo on f	5	14	690	5 090
8486903900	Oth part & access of mach and apparatus for the manufact. of flat p	86	89	336	1 167
8486904100	Part & acces of focused ion beam milling mach to produce, repair r	0	65	0	1 906
8486904200	Part & acces of die attach app, auto-tapewire bonder, encapsul equ	870	2 277	23 498	188 850
8486904300	Part & acces of auto-mach transport, hand storage of smcndctor, w	92	1 044	34 430	73 584
8486904900	Oth part and acces of other mach & app specified in note 9(c) to th	3 184	17 078	157 756	1 015 578
8487100000	Ships/boats propellers and blades thrfor	198 142	910 111	1 591 557	8 192 046
8487900000	Oth mach. parts, not cont. electric con-nector, insulator, coil, oth el	270 420	1 512 271	10 177 758	27 506 458
8501102100	Stepper motors dc an output ? 37.5 w of ac, refrigerator, domesetic	15 292	90 582	403 527	1 866 660
8501102900	Oth. Stepper mtr dc an output ? 37.5 w	24 410	153 507	787 759	4 114 333
8501103000	Spindle motors dc an output ? 37.5 w	13 860	57 600	417 837	1 679 233
8501104100	Others spindle mtr dc an output ? 37.5 w of ac, refrigerator, domese	32 418	291 068	679 702	5 484 649
8501104900	Others motors dc of an output ? 37.5 w	214 276	977 038	2 424 305	12 986 763
8501105100	Stepper universal (AC/DC) motor sof ac, refrigerator, domesetic app	914	5 221	17 231	113 992
8501105900	Oth. stepper universal (AC/DC) motors	120 036	622 063	100 335	868 628
8501106000	Spindle universal (AC/DC) motors of an output =<37.5 w	621	12 396	37 110	452 237
8501109100	Others spindle (AC/DC) motors of heading of ac, refrigerator, dome	24 560	63 275	551 417	1 959 172
8501109900	Others spindle (AC/DC) motors	187 458	1 108 246	3 398 896	17 334 118
8501201200	Universal AC/DC mtrs of an output >37.5 w	176 784	606 315	150 470	528 111
8501201900	Other universal AC/DC mtrs of an output > 37.5 w	73 961	302 830	195 603	683 467
8501202100	Universal (AC/DC) motors of an output > 1 kw	7 068	7 176	200 700	204 647
8501202900	Other universal (AC/DC) motors of an output > 1 kw	20 649	104 059	258 676	1 663 059
8501313000	Motor DC, generator DC an output ? 750 w	37 464	251 315	909 898	3 706 683
8501314000	Oth. mtr dc, generator dc an output ? 750 w	232 997	1 370 335	2 146 924	12 233 539
8501315000	Generator DC an output ? 750 w	41 192	254 683	564 238	2 763 240
8501321100	Motor of kind used of ac, refrigerator, domesetic appl. elct output >	2 574	10 067	44 890	65 484
8501321200	Other motor dc an output > 37.5 kw	79 431	460 760	511 928	2 848 171
8501321300	Other Generator dc an output > 37.5 kw	4 861	87 869	8 740	271 319
8501329100	Other motor of kind used of ac, refrig. domesetic appl. elct output	0	445	0	3 192
8501329200	Oth motor dc 37.5 kw < output ? 75 kw	1 033	20 429	29 745	233 351
8501329300	Oth generator dc 37.5 kw < output ? 75 kw	11 651	101 675	86 192	541 104
8501330000	Motor dc, Generator dc 75 kw < an output ? 375 kw	27 692	90 752	475 413	1 067 108
8501340000	Motor dc, Generator dc an output > 375 kw	50 122	113 098	584 063	1 378 204
8501401100	Motors AC, single-phase of an output ? 1 kw	533 633	2 395 445	1 387 214	7 143 165
8501401900	Other motor AC, single-phase of an output ? 1 kw	1 341 998	6 715 133	3 680 873	18 191 048
8501402100	Motor AC, single-phase of an output > 1 kw	21 256	37 736	106 571	463 362
8501402900	Oth AC motors, single-phase of an output > 1 kw	136 373	908 016	320 911	3 795 035
8501511100	Motor ac, multi-phase of an output ? 750 w	76 097	331 805	79 126	638 596
8501511900	Other motor ac, multi-phase of an output ? 750 w	144 554	526 908	729 837	2 948 105
8501521100	Motor ac, multi-phase of 750 w < an output ? 1 kw	3 125	6 752	24 153	66 890
8501521900	Other motor ac, multi-phase of 750 w < an output ? 1 kw	152 970	692 906	669 415	3 709 057
8501522100	Motor ac, multi-phase of 1 kw < an output ? 37.5 kw	38 895	219 691	161 312	793 100
8501522900	Other motor ac, multi-phase of 1 kw < an output ? 37.5 kw	877 091	4 355 380	2 599 078	10 776 784
8501523100	Motor ac, multi-phase of an output > 37.5 kw	771	148 741	3 373	426 801
8501523900	Other motor ac, multi-phase of an output > 37.5 kw	153 317	962 157	613 327	3 678 825
8501530000	Motor ac of an output > 75 kw	445 817	3 878 040	3 103 044	18 988 399

I.3. IMPOR MENURUT KOMODITI / IMPORT BY HS COMMODITY

*** MEI / MAY 2014 ***

HS	Uraian Komoditi Commodity Description	Berat Bersih / Net Weight (Kg)		Nilai / Value C.I.F (US\$)	
		Bulan ini Current Month	Kumulatif Cum.Jan. to date	Bulan ini Current Month	Kumulatif Cum.Jan. to date
8501611000	Generator ac of an output ? 12.5 kva	122 490	580 013	602 719	1 793 118
8501612000	Generator ac of an output > 12.5 kva	125 384	2 059 323	237 769	32 442 062
8501621000	Generator ac of 75 kva < an output ? 150 kva	23 410	189 253	96 113	559 430
8501629000	Generator ac of 150 kva < an output ? 375 kva	16 521	163 580	246 092	620 304
8501630000	Generator ac of 375 kva < an output ? 750 kva	40 298	240 340	204 775	1 541 153
8501640000	Generator ac of an output > 750 kva	53 803	606 612	592 631	5 700 060
8502110000	Electric generating sets & rotary conv.of an output < 75 kva	559 168	3 242 547	2 400 921	14 386 963
8502121000	Electric generating sets & rotary conv. 75 kva < an output ? 125 kva	243 505	941 791	806 038	4 631 188
8502122000	Electric generating sets & rotary conv. 125 kva < an output ? 375 kva	734 345	2 240 751	3 059 088	17 821 629
8502131000	Electric generating sets & rotary conv.of an output > 12500 kva	52 225	1 032 206	605 344	13 763 804
8502139000	Oth. elect generating sets & rotary conv.of an output > 12500 kva	1 750 720	7 842 473	22 826 691	113 595 948
8502201000	Generating sets with spark-ignit interncombust piston output ? 75	900 286	4 992 083	2 189 762	11 383 165
8502202000	Generating sets with spark-ignit interncombust piston 75 kva < out	130 115	308 810	102 707	250 998
8502203000	Generat sets with spark-ignition interncombust pist 100 kva < outp	78 500	581 312	2 196 888	17 783 949
8502204100	Generat sets with spark-ignition interncombust piston output > 12	0	1 600	0	947
8502204900	Oth. gnrating sets with spark-ign interncombust piston output > 12	456 635	2 634 219	735 202	5 149 557
8502311000	Oth generating sets wind-powered of an output ? 10000 kva	0	8 926	0	132 731
8502391000	Oth generating sets not wind-powered of an output ? 10 kva	2 110 726	8 309 015	18 665 240	50 006 496
8502392000	Oth generating sets not wind-powered of 10 kva < output ? 10000	17 944	258 334	486 227	4 107 496
8502393100	Oth generating sets not wind-powered of an output > 12500 kva	0	65 060	0	574 256
8502393900	Oth generating sets not wind-powered of an output > 10000 kva	3 479	204 822	17 023	4 455 924
8502400000	Electric rotary converters	3 208	53 338	58 072	1 363 693
8503001000	Parts used in manufacture elct.motor, generator of output>10000	127 450	718 065	1 969 836	8 607 326
8503009000	Oth parts in manufacture electric motor generator of output>100	1 149 559	4 690 202	6 105 034	39 456 911
8504100000	Ballasts, for discharge lamps or tubes	251 828	1 277 244	1 497 258	6 805 438
8504211000	Step-voltage regulators; instrument transformer with a power hand	6 813	138 659	167 912	1 524 625
8504219200	Liquid dielect transformer with handlingcap>10kva and high side v	125 282	261 363	1 017 384	2 385 425
8504219300	Liquid dielect transformer with handlingcap>10kva and 66 kva<hig	0	8 854	0	159 894
8504219900	Oth Liquid dielectric transformer handling capacity ? 650 kva	240 786	627 764	5 303 464	13 717 592
8504221100	Step-voltage regulators of high side voltage 66 kv or more	0	77 203	0	404 515
8504221900	Step-voltage regulator of a high side voltage < 66 kv	18 648	169 286	95 051	2 473 237
8504229200	Oth stepvoltage regltor of a high side 110 kv < voltage ? 650 kv	21 630	45 162	384 821	694 913
8504229300	Oth stepvoltage regltor of a high side 66 kv < voltage ? 110 kv	0	592	0	37 831
8504229900	Oth stepvoltage regltor of a high side 650 kv < voltage ? 10000 kv	78 450	503 954	592 001	2 949 707
8504231000	Liquid dielectric transformers, power handling capacity ? 15000 kv	0	1 224 798	0	11 752 769
8504232200	Liquid dielectric transformers, power 20000 < handling capacity ? :	0	209 077	0	1 578 179
8504232900	Oth liquid dielectric transformers power handling capacity > 30000	268 002	2 114 784	2 303 283	13 696 389
8504311100	Instrument potential transformer with rating voltage ? 110 kv	10 524	27 149	176 939	428 591
8504311300	Instrument potential transformer with 1 kv ? rating voltage < 66 kv	16	932	20	4 220
8504311900	Oth. instrument potential transformer	84 547	443 361	1 405 723	5 329 390
8504312100	Ring current tranformers with voltagerating ? 110 kv	9 892	67 738	133 623	851 245
8504312200	Oth ring current transformers	4 126	782 522	147 063	1 430 184
8504312300	Instrument current tranformers with 66 kv ? rating voltage < 110 kv	0	2 688	0	128 827
8504312400	Instrument current tranformers with 1 kv ? rating voltage < 66 kv	8	54 425	444	1 354 541
8504312900	Oth instrument current transformers with	40 679	110 014	161 204	964 759
8504313000	Flyback transformer power handling capacity ? 1 kva	19 060	126 568	160 690	1 024 865
8504314000	Intermediate frequency transformer power handling capacity ? 1 kv	41 305	183 192	412 377	2 021 000
8504319100	Oth transformers of kind used toys, scales or similar recreational mo	13 593	62 005	205 440	759 615
8504319200	Oth machting transformer having power handling capacity ? 1 kva	23 996	167 775	261 361	1 492 250
8504319910	Step up/down transformer, slide regulator stabilizer handling capac	138 068	652 504	1 068 156	7 388 947
8504319990	Oth transformers having power handling capacity ? 1 kva	139 494	524 049	1 590 691	5 839 144
8504321100	Matching transformers, power handling 1 kva < capacity ? 5 kva	3 246	8 524	53 166	783 861
8504321900	Oth matching transformers, pwr handling 1 kva < capacity ? 5 kva	10 023	34 465	215 230	668 526
8504322000	Oth transformers of kind used toys, scales mlar recr'nl models 1 kva	0	191	0	3 750
8504323000	Oth matching transformers minimum freq. 3 mhz & power handling	0	338	0	12 345
8504324100	Matching transformers of power handling 5 kva < capacity ? 10 kv;	10 510	18 263	104 381	526 741
8504324900	Oth matching transform' r of pwr handling 5 kva < capacity ? 10 kv;	9 770	10 879	1 013 367	1 031 740
8504325100	Matching transformers, power handling 10 kva < capacity < 16 kva	0	8 976	0	457 540
8504325900	Oth matching transfmrs, power handling 10 kva < capacity < 16 kva	1 828	55 647	57 343	1 044 929
8504331900	Oth matching transfmrs high s-volt? 66 kv 16 kva < capacity ? 500 k	1 272	18 968	1 776	393 249
8504339100	Matching transformers power handling 16 kva < capacity ? 500 kv;	1 042	26 049	22 719	253 570
8504339900	Oth matching transformers power handling 16 kva < capacity ? 500	17 582	279 399	439 375	1 591 073
8504341100	Matching transform. side voltage ? 66 kv 10000 kva < power cap ? 1	2 600	2 812	14 012	23 526
8504341200	Oth matching transformers power capacity > 500 kva	89	79 633	105	399 681
8504341400	Oth instrum transform. side voltage < 66 kv power capacity > 15000 k	0	138 696	0	1 442 843
8504342300	Oth instrument transform. with high side voltage ? 66 kv	1 875	2 056 515	16 889	14 234 893
8504342400	Matching transformer hav'g a power handling capacity > 15000 kva	412	803	1 649	1 736
8504342900	Oth instrument transformer hav'g a power handling capacity > 1500	10 898	327 693	90 817	1 683 395

I.3. IM POR M ENURUT KOM ODITI / IM PORT BY HS COM M ODITY

*** MEI/ MAY 2014 ***

H S	Uraian Komoditi Commodity Description	Berat Bersih / Net Weight (Kg)		Nilai / Value C.I.F (US\$)	
		Bulan ini Current Month	Kumulatif Cum..Jan. to date	Bulan ini Current Month	Kumulatif Cum..Jan. to date
8504401100	Uninterrupted power supplies (ups)	582 074	2 265 504	5 708 117	22 898 271
8504401900	Other uninterrupted power supplies	337 365	1 200 422	4 774 830	21 922 843
8504402000	Battery chargers having a rating>100 kva	85 595	673 463	673 555	5 664 520
8504403000	Other rectifiers	38 759	177 043	1 020 946	6 430 265
8504404000	Inverters	63 918	412 221	2 196 819	12 227 705
8504409000	Other static converter for automatic data processing machines&ur	362 312	1 658 805	4 850 305	34 127 020
8504501000	Inductors for power supply for automatic data process mach& unit	34 899	295 551	1 498 286	9 182 412
8504502000	Chip type fixed inductors	27 904	183 216	1 024 235	7 289 902
8504509300	Other inductors, with power handling capacity ? 2500 kva	32 118	90 858	880 616	3 335 121
8504509400	Other inductors, with power handling 2500 kva < capacity ? 10000	95	1 942	6 864	22 616
8504509500	Other inductors, with power handling capacity > 10000 kva	1 997	15 032	70 798	339 750
8504901000	Parts of goods of subheading 8504.10	554	9 462	5 151	109 534
8504902000	Parts of printed circuit assmb good subheading 85044011,850440	58 893	213 544	1 339 471	4 009 079
8504903100	Radiator panel, flat tube radiator assem bfor distrib& power transfo	66 258	393 448	209 666	967 583
8504903900	Oth part of electrical transformers of a capacity ? 10,000 kva	20 370	3 455 606	963 507	5 489 611
8504904100	Radiator panel, flat tube radiator assem bfor distrib& power transfo	4 349	175 251	68 476	1 301 193
8504904900	Oth radiator panel a capacity >10000 kva	0	10 460	0	186 792
8504905000	Other, for inductors of capacity ? 2500kva	16 513	29 701	30 931	66 565
8504906000	Other, for inductors of capacity > 2500kva	756	926	2 899	4 437
8504909000	Other parts of electrical transformers, static converters & inductor	442 704	2 553 157	5 852 721	25 103 270
8505110000	Permanent magnet of metal	590 259	3 367 441	4 093 538	21 331 648
8505190000	Permanent magnet not of metal	540 066	2 739 342	1 984 197	12 882 536
8505200000	Electro magnetic couplings, clutches and brakes	33 969	238 543	443 950	3 322 030
8505900000	Other electro magnetic including parts	52 029	543 634	1 080 854	8 872 023
8506101000	Manganese dioxide having external volume?300 cm3 of primary cell	12 240	179 967	69 771	2 538 565
8506109000	Manganese dioxide having external volume > 300 cm3 of primary	146 687	1 086 991	1 056 709	8 208 010
8506300000	Mercuric oxide of primary cell/ batteries	0	1	0	29
8506400000	Silver oxide of primary cell/ batteries	12 048	37 502	840 016	3 457 644
8506500000	Lithium of primary cell/ batteries	45 307	203 706	3 367 449	14 274 623
8506601000	Air-zinc of primary cell/ batteries having an external volume ? 300 c	0	28	0	30 770
8506609000	Air-zinc of primary cell/ batteries having an external volume > 300 c	2 665	18 554	16 214	764 148
8506801000	Zinc carbon, having an external volume ? 300 cm3 of primary cell/t	12	21	3 807	7 234
8506802000	Zinc carbon, having an external volume > 300 cm3 of primary cell/t	748	8 049	69 435	577 254
8506809100	Other primary cell/ batteries having an external volume ? 300 cm3	22 094	50 171	161 199	588 470
8506809900	Other primary cell/ batteries having an external volume > 300 cm3	136 558	662 064	3 182 371	19 156 633
8506900000	Parts of primary cells/ batteries	98 609	477 692	1 442 552	7 168 950
8507101000	Lead-acid, for starting piston engine a kind used for aircraft	0	304	0	12 338
8507109200	Lead-acid, for starting piston engine used not for aircraft of height	778	4 837	15 513	131 608
8507109300	Lead-acid, for starting piston engine used not for aircraft of height	463 612	1 851 216	1 174 888	6 283 011
8507109900	Oth lead-acid, for start piston engine used not for aircraft of heigh	491 699	1 218 661	1 357 241	3 732 246
8507201000	Oth lead-acid accumulator of a kind used for aircraft	2 352	31 476	13 278	219 047
8507209100	Oth lead-acid accumulator of a kind used 13 cm < height ? 23 cm	7 602	36 334	25 423	164 074
8507209200	Oth lead-acid accumulator of a kind used a height > 23 cm	790 519	3 008 149	2 655 197	9 878 997
8507209300	Oth lead-acid accumulator of a kind used not for aircraft 13 cm < h	3	5 061	37	106 697
8507209900	Oth lead-acid accumulator of a kind used not for aircraft a height >	1 265 230	4 522 273	5 258 108	18 786 588
8507301000	Nickel-cadmium of a kind used for aircraft	14	163	2 804	41 188
8507309000	Other nickel-cadmium of a kind used for aircraft	3 903	120 608	41 094	1 458 256
8507409000	Oth nickel-iron of a kind used for aircraft	1	7 586	115	190 723
8507500000	Nickel metal hydride	9 266	48 637	251 632	1 477 481
8507601000	Lithium ion accumulators of a kind used laptops includ notebook, s	796	5 585	68 156	388 523
8507609000	Other lithium ion accumulators	45 212	247 499	1 754 652	8 475 589
8507801000	Oth accumulator of a kind used for aircraft	56	387	46 243	198 174
8507809100	Other accumulator of a kind used for laptops including notebook, s	1 312	2 237	9 572	24 320
8507809900	Other accumulator of a kind used not for laptops including notebo	382 965	1 623 877	1 011 455	3 936 161
8507901100	Plates of goods of other electric accumulators, include separators t	0	26 569	0	68 374
8507901900	Other of plate	758	7 666	16 134	150 650
8507909100	Other parts of a kind used for aircraft	18	18	9 426	9 426
8507909200	Battery separators, ready for use of material other than poly/vinyl c	125 393	647 124	674 450	3 797 875
8507909300	Part of goods of electric accumulator include separators thereor, w	2 130	16 504	62 301	468 720
8507909900	Oth part of electric accumulator include separators thereor, whetf	75 127	407 429	465 000	2 687 500
8508110000	Vacuum cleaner with self-contained motor power ? 1500 w, capacit	107 420	744 527	581 160	3 624 262
8508191000	Oth vacuum cleaners with self-contained electric motor a kind suitable for	13 440	54 689	87 746	379 288
8508199000	Oth vacuum cleaners not for domestic use	3 875	60 482	38 038	565 326
8508600000	Other vacuum cleaners	52 063	249 780	290 328	2 023 957
8508701000	Parts of vacuum cleaners capcty ? 20 l or a kind suit. for domestic u	2 070	8 868	23 947	88 090
8508709000	Other parts of vacuum clean capcty ? 20 l or a kind suit. for domestic	6 526	26 548	38 153	273 436
8509400000	Food grinder & mixer, fruit/vegetable juice extract with self-containe	282 776	1 573 540	1 599 362	8 714 055
8509801000	Floor polishers with self-contained electric motor	20 503	76 099	177 601	492 475

I.3. IM POR M ENURUT KOM ODITI / IM PORT BY HS COM M ODITY
***** MEI/ MAY 2014 *****

H S	Uraian Komoditi Commodity Description	Berat Bersih / Net Weight (Kg)		Nilai / Value C.I.F (US\$)	
		Bulan ini Current Month	Kumulatif Cum.Jan. to date	Bulan ini Current Month	Kumulatif Cum.Jan. to date
8509802000	Kitchen waste disposerwith self-contained electric motor	936	936	23 708	23 708
8509809000	Oth electro-mechanic domestic applianceswith self-contained elec	21 053	145 877	132 306	866 057
8509901000	Part of goods of floor polishers	1 069	66 676	5 300	182 876
8509909000	Other parts elect. mechanical domestic appliance, with self-cont.e	224 527	1 980 273	592 915	5 423 333
8510100000	Shavers, with self-contained electricmotor	28 298	72 508	166 866	567 799
8510200000	Hair clippers, with self-containedelectric motor	3 278	38 499	17 858	551 371
8510300000	Hair-removing appliances, with selfcontained electric motor	472	2 633	19 900	95 370
8510900000	Parts of shavers,hair clippers with selfcontained electric motor	24 199	59 280	1 716 791	4 347 106
8511101000	Sparking plugs suitable for aircraftengines	8	884	190	10 781
8511102000	Sparking plugs suitable formotor vehicles engines	22 890	81 689	249 660	1 177 819
8511109000	Other sparking plugs	51 502	241 934	694 348	3 165 584
8511201000	Ignition magnetos, magneto-dynamos,magnetic flywheels for aircr	0	4 634	0	132 185
8511202100	Ignition magnetos, magneto-dynamos,magnetic flywheels unasser	20 460	160 432	164 590	1 148 231
8511202900	Oth ignition magnetos, magneto-dynamos,magnetic flywheels	41 045	218 632	409 213	2 171 221
8511209100	Oth ignition magnetos, magneto-dynamos,magnetic flywheels un	4 433	22 040	223 118	1 131 686
8511209900	Oth ignition magnetos, magneto-dynamos,magtic flywheel not for	38 486	69 673	475 645	861 773
8511303000	Other distributors; ignition coils a kind suitable for aircraft/vehicle	7 897	58 432	114 704	935 308
8511304100	Unassembled oth.distributor/ignition coila kind suit. for aircraft/veh	9 008	229 161	234 921	5 828 688
8511304900	Unassembled distributors/ignition coil	52 368	288 559	1 146 462	5 724 290
8511309100	Unassembled distributors/ignition coil a kisuit. not for aircraft/vehicle	0	290	0	1 311
8511309900	Oth unassembled distributors/ignition coilsuitable not for aircraft/v	68 285	291 102	1 345 824	4 926 851
8511401000	Starter motors & dual purpose startergenerator of a kind used air	117	1 759	2 507	120 758
8511402100	Other unassembled starter motors forengine vehicle of car, transp	1 830	12 878	30 848	142 133
8511402900	Oth starter motors&dual purpose startergenerators	24 491	80 973	324 154	1 065 530
8511403100	Assembled starters motor for engine ofvehicles of tractors	848	5 823	29 331	147 534
8511403200	Assembled starters motor for engine ofvehicles of car transport pe	230 326	1 466 765	2 709 520	17 393 075
8511403300	Assembled starters motor for engine ofvehicles of special cars	3 359	12 205	65 549	245 192
8511409100	Other starter motor for engine of transpcars person/ goods,spesial	434	3 815	6 554	39 334
8511409900	Other starter motor assembled	103 492	668 007	1 297 101	8 180 156
8511501000	Other generator of a kind used foraircraft engines unassembled	0	808	0	4 375
8511502100	Other generators unassembled for vehicleengine of car, transport	326	1 324	3 602	9 242
8511502900	Other unassembled alternators	2 770	87 498	20 336	244 972
8511503100	Assembled alternators for engine vehicletractors	270	3 132	10 082	88 628
8511503200	Assembled alternators for engine vehicletransportation for perso	293 469	1 826 094	2 749 979	17 980 123
8511503300	Assembled alternators for engine vehicleof special purpose motor	5 252	50 389	60 311	449 066
8511509100	Other generators for engine vehicle oftransportat'n person/goods,	517	12 683	15 621	104 638
8511509900	Other generators	79 143	412 761	909 888	7 258 237
8511801000	Other equipment of electrical ignitiona kind used for aircraft	31	570	1 472	7 402
8511802000	Other equipment of electrical ignitiona kind used for motor vehicle	131 321	755 040	1 081 245	6 114 886
8511809000	Other equipment of electrical ignition	11 835	173 668	312 565	1 527 074
8511901000	Parts of goods of elect ignition for useaircraft engines	9	7 388	383	43 447
8511902000	Parts of goods of elect ignition for usevehicle engine	285 172	2 073 388	4 141 281	31 688 762
8511909000	Parts of goods of elect ignition for usenot for aircraft or vehicle en	68 924	367 240	303 045	2 314 056
8512100000	Lighting/ visual signalling equipment ofa kind used on bicycles	6 425	85 639	53 477	575 836
8512202000	Unassembled lighting/visual signalingequipment	155 030	741 545	2 686 714	13 321 508
8512209100	Other lighting/ visual signalling equip.for motorcycles	71 674	226 580	217 372	997 786
8512209900	Other lighting/ visual signalling equip.	476 088	2 816 412	7 589 585	41 411 111
8512301000	Horns and serenes, assembled	60 936	314 303	297 912	1 961 847
8512302000	Unassembled sound signalling equipment	32 988	238 327	974 120	7 017 808
8512309100	Other sound signal equip.obstacle detectdevice for vehicles	1 114	13 434	98 395	462 349
8512309900	Other sound signalling equipment	17 663	96 222	535 945	2 260 576
8512400000	Windscreen wiper, defroster & demisters	166 361	895 358	1 798 747	8 298 837
8512901000	Parts of goods of lighting or vis. light	5 232	52 141	52 520	414 641
8512902000	Parts of goods of lighting, sound signalor windscreen wpers, defro:	142 724	733 898	3 020 434	17 187 727
8513101000	Miners helmet lamps	16 223	89 496	260 514	1 397 244
8513102000	Quarrymens lamps	1 033	1 044	1 370	1 611
8513109000	Other portable electric lamps	1 286 625	5 634 618	3 087 899	12 910 058
8513901000	Part of portable elect lamp of miner'shelmet or quarrymen'slamp	0	66	0	2 311
8513903000	Parts of flashlights reflectors; switchsliders of plastics	13 322	76 847	48 659	260 834
8513909000	Oth part of portable elect lamp designed	113 945	531 325	174 363	1 191 905
8514100000	Resistance heated furnaces and ovens	168 799	524 260	1 427 860	6 309 792
8514202000	Electric furnaces or ovens for the mnfcrof printed circuit board/as	43	17 818	69	408 499
8514209000	Oth furnaces/ oven function by inductionor dielectric loss	31 150	1 207 457	581 421	7 864 176
8514302000	Oth elect furnace/ oven for the manufactrof printed circuit board/	2 819	100 675	39 504	2 666 516
8514309000	Other furnaces and ovens	85 564	4 262 582	454 541	9 059 004
8514400000	Oth equipment for the heat treatment ofmaterials by induction/di	13 000	537 900	336 489	10 503 728
8514902000	Part of industrial//laboratory electricfurnaces/ oven for manufact.o	118 047	166 851	544 430	874 006
8514909000	Other industrial/lab.elec. furnaces andovens incl.by induction or d	488 108	1 159 988	1 032 492	5 504 597

I.3. IM POR M ENURUT KOM ODITI / IM PORT BY HS COM M ODITY

*** MEI / MAY 2014 ***

H S	Uraian Komoditi Commodity Description	Berat Bersih / Net Weight (Kg)		Nilai / Value C.I.F (US\$)	
		Bulan ini Current Month	Kumulatif Cum.Jan. to date	Bulan ini Current Month	Kumulatif Cum.Jan. to date
8517709900	Other aerials or antennae	313 101	1 443 067	28 349 833	312 015 349
8518101100	Microphones having a frequency range of 300 Hz to 3.4 kHz	2 379	10 083	72 352	392 275
8518101900	Other microphones, whether or not with their stands	32 629	246 738	162 467	2 070 185
8518109000	Other microphones	23 008	136 328	542 134	3 540 690
8518211000	Box type of single loudspeakers, mounted in their enclosures	67 576	259 554	948 993	3 383 871
8518219000	Other type of single loudspeakers mounted in their enclosures	39 387	415 673	207 910	2 083 328
8518221000	Box type of multiple loudspeakers, mounted in their enclosures	117 947	633 762	570 219	3 211 312
8518229000	Other type of multiple loudspeakers mounted in their enclosures	51 442	425 135	382 757	3 154 363
8518292000	Loudspeakers, without enclosure, having a frequency 300 Hz to 3.4 kHz	57 721	172 382	198 668	908 484
8518299000	Other loudspeakers, not mounted in their enclosure	759 031	3 087 741	4 019 396	16 867 822
8518301000	Headphones	28 089	126 518	506 587	2 041 343
8518302000	Earphones	31 100	136 500	229 308	1 211 245
8518304000	Line telephone handsets	200	1 100	2 758	10 894
8518305100	Other combined microphone/speaker set, for cellular/wireless teleph	2 706	11 848	99 991	246 026
8518305900	Other combined microphone/speaker set, for other purposes	4 443	14 942	66 782	331 235
8518309000	Other headphones and earphones, combined with microphone/spea	44 813	139 385	552 390	1 684 243
8518402000	Audio-frequency electric amplifier used as repeaters in line telephony	355	1 379	18 965	26 202
8518403000	Audio-frequency electric amplifier used as repeaters in other than line teleph	0	91	0	5 112
8518404000	Other audio-frequency electric amplifier, have 6 or more input signal line	0	10 471	0	1 051 422
8518409000	Other audio-frequency electric amplifier	141 773	464 650	805 821	3 196 043
8518501000	Electric sound amplifier set having power rating of 240W or more	2 738	15 967	8 871	65 133
8518502000	Other electric sound amplifier with loudspeaker 50V <= voltage rating <=	1 034	1 081	45 724	53 871
8518509000	Other electric sound amplifier	38 329	129 598	111 862	857 171
8518901000	Part of microphone, loudspeaker, telephone handset, audio-frequency elec	214 363	1 638 305	960 741	3 841 924
8518902000	Part of other audio-frequency electric amplifier, have 6 or more input signal li	1	16 773	22	346 098
8518903000	Part of single/multiple loudspeaker	222 688	794 315	415 789	1 972 733
8518904000	Part of other loudspeakers, not mounted in their enclosure	266	109 804	1 221	156 735
8518909000	Part of other electric sound amplifier set	834 908	4 472 116	4 905 936	23 286 886
8519202000	Record player operated by others	378	4 022	464	14 808
8519300000	Turntables (record-decks)	0	8	0	2 895
8519500000	Telephone answering machines	0	191	0	3 363
8519811000	Pocket size cassette recorders, dimension not exceed 170 x 100 x 40	1 057	1 057	123 981	123 981
8519812000	Cassette recorder, with amplifier/loudspeaker operating only with ext. sp	0	4	0	72
8519813000	Compact disc player	8 216	32 893	72 950	359 049
8519814900	Transcribing machines for other purposes	8 592	73 135	7 273	73 782
8519816100	Magnetic tape recorder incorporating sound repro for cinematography or b	23	176	1 931	15 712
8519816900	Magnetic tape recorder incorporating sound repro for other purposes	0	21	0	1 600
8519817900	Other sound reproducing apparatus, cassette type, for other purposes	1 460	7 243	9 576	220 815
8519819900	Other sound recorder suitable for other purposes	849	42 806	29 802	404 622
8519891100	Cinematographic sound reproducers for film of a width of less than	1 088	2 598	12 234	62 076
8519892000	Record-players with/without loudspeakers	493	493	2 525	2 525
8519899000	Cinematographic sound reproducers for other purposes	13 519	42 695	257 943	789 290
8521101000	Magnetic tape-type used in cinematography or TV broadcasting	120	2 476	978	67 702
8521109000	Magnetic tape-type used in other purpose	17	270	1 871	10 868
8521901100	Laser disc player used in cinematography or TV broadcasting	9 323	9 373	120 680	147 644
8521901900	Laser disc player used in other purpose	47 287	308 507	437 023	3 541 010
8521909100	Other magnetic tape-type used in cinematography or TV broadcastin	1 197	12 833	104 331	301 459
8521909900	Other magnetic tape-type used in other purposes	61 255	463 002	1 630 074	10 937 666
8522100000	Pick-up cartridges	945	3 099	45 085	133 816
8522902000	Printed circuit board assemblies for telephone answering machine	581	2 648	3 606	50 839
8522903000	PCB assemblies for cinematographic sound recorders or reproduce	17 430	96 559	659 338	3 076 229
8522904000	Audio/video tape decks and compact disc mechanisms	243 784	1 365 601	3 452 290	16 870 780
8522905000	Audio/video reproduction heads, magnetic type; magnetic erasing	6 685	13 801	65 765	378 478
8522909100	Other parts & accessories of cinematographic sound recorders/reprod	19 617	82 076	193 348	1 113 456
8522909200	Other parts of telephone answering machine	12 271	39 350	75 585	190 950
8522909300	Other parts & accessories for sound/audiorecording/reproducing (ma	296 259	1 262 726	9 046 325	36 939 283
8522909900	Other parts & accessories for other sound or audio recording/reprodu	191 378	1 011 332	6 949 288	42 293 578
8523211000	Magnetic media card, incorporating a magnetic stripe; unrecorded	7 589	27 646	98 380	863 691
8523219000	Magnetic media card, incorporating a magnetic stripe; recorded	562	11 418	473 159	3 067 692
8523291100	Magnetic computer tapes, width <= 4mm; unrecorded	252	1 771	368	17 634
8523291900	Other magnetic tapes, width <= 4mm; unrecorded	73	1 470	6 255	44 854
8523292100	Magnetic video tapes, width <= 4mm; recorded	4 633	18 557	4 555	21 967
8523292900	Magnetic tapes (other than video tapes) width <= 4mm; recorded	0	509	0	26 266
8523293100	Magnetic computer tapes, 4mm < width <= 6.5mm; unrecorded	0	60	0	3 744
8523293300	Magnetic video tapes, 4mm < width <= 6.5mm; unrecorded	19 827	53 798	49 386	121 516
8523293900	Other magnetic tapes, 4mm < width <= 6.5mm; unrecorded	1 719	2 788	172 835	238 590
8523294100	Magnetic computer tapes, 4mm < width <= 6.5mm; recorded	2	6	40	170
8523294200	Magnetic tapes, 4mm < width <= 6.5mm; recorded, for cinematograp	1	1	17	17

I.3. IMPOR MENURUT KOMODITI / IMPORT BY HS COMMODITY

*** MEI / MAY 2014 ***

HS	Uraian Komoditi Commodity Description	Berat Bersih / Net Weight (Kg)		Nilai / Value C.I.F (US\$)	
		Bulan ini Current Month	Kumulatif Cum.Jan. to date	Bulan ini Current Month	Kumulatif Cum.Jan. to date
8523294300	Oth magnetic video tapes, 4mm<width<=6,5mm;recorded	8	16	2 572	2 614
8523294900	Oth magnetic computer tapes,4mm<width<= 6,5mm;unrecorded	20	1 378	11 047	40 251
8523295100	Magnetic computer tapes,width > 6,5mm;unrecorded	144	875	16 251	85 215
8523295200	Magnetic video tapes,width > 6,5mmunrecorded	321	1 734	919	4 002
8523295900	Oth magnetic tapes, width > 6,5mmunrecorded	8 676	67 011	63 924	433 129
8523296100	Magnetic tapes width >6,5mm;recordedfor storage media	1	1 774	167	12 787
8523296200	Magnetic tapes width >6,5mm;recordedfor cinematography	0	8	0	1 718
8523296300	Oth magnetic video tapes, width > 6,5mm;recorded	0	136	0	334
8523296900	Oth magnetic tapes, width > 6,5mm;recorded, for other purposes	1 148	9 586	2 492	22 794
8523297100	Computer hard disc and diskette;unrecorded	12 127	162 265	38 837	333 651
8523297900	Other magnetic discs; unrecorded	64	112	1 186	3 614
8523298100	Magnetic disc for reproducing phenomenonot sound/ image for co	1 042	68 457	3 689	182 393
8523298300	Oth magnetic disc reproducing represent.by means of an auto. dat	0	1	0	4 390
8523298490	Other cinematographic films;magnetic	0	3	0	33
8523299100	Magnetic media oth than disc forcomputer use;unrecorded	637	4 807	6 152	53 344
8523299200	Magnetic media oth than disc forth than computer use;unrecord	0	7	0	2 137
8523299300	Magnetic media oth than disc forcomputer use;recorded	3 242	40 567	90 528	1 116 464
8523299400	Magnetic media oth than disc forth than computer use;recorded	25	922	27	424
8523299500	Oth magnetic media reprod. sound/imageproprietary format stora	0	6 349	0	13 014
8523299900	Other magnetic media (not disc)	3 366	28 995	72 190	525 129
8523411000	Optical media, unrecorded, forcomputer use	93 705	169 365	360 990	694 460
8523419000	Optical media, unrecorded, forother use	0	13	0	3 637
8523491100	Disc for laser reading systems forreproducing phenomena not sou	1	179	197	27 335
8523491200	Educational, technical, scientific,historical/cultural disc;sound only	5	28	1 411	6 236
8523491300	Other kind of disc; sound only	1	10	248	111 297
8523491400	Disc for laser reading system for repro.represent. of instruct,data,s	629	4 608	165 864	6 489 616
8523491910	Cinematographic film oth than newsreel,travelogues,and oth doc.	41	84	8 585	46 145
8523491990	Other cinematographic films;optical	88	333	16 660	81 863
8523499300	Oth disc for laser reading systems forreproducing others	0	1	0	12
8523499900	Oth disc for laser reading systems	146	3 108	29 601	402 767
8523511100	Solid-state non-volatile storage devicessuitable for computer use;t	9 308	75 501	37 537	222 118
8523511900	Solid-state non-volatile storage devicesfor other use;unrecorded	5 309	17 057	229 343	746 876
8523512100	Solid-state non-volatile storage devicessuitable for computer use;t	3 644	44 982	2 103 086	12 670 071
8523512900	Solid-state non-volatile storage devicesfor other use;recorded	392	763	2 929	13 470
8523513000	Solid-state non-volatile storage devicesfor repro. data,sound/imag	322	3 152	229 065	4 559 200
8523519010	Cinematographic film oth than newsreel,and oth doc. films;semico	0	29	0	2 113
8523519090	Other cinematographic film;semiconductor	340	2 242	132 929	474 475
8523520000	"Smart cards"	73 593	324 618	4 861 184	19 007 497
8523591000	Proximity cards and tags;semiconductor	2 458	11 431	24 535	171 976
8523592100	Oth semiconductor media,unrecorded,suitable for computer use	0	353	0	3 753
8523592900	Oth semiconductor media,unrecorded,for other use	15	6 179	801	95 364
8523593000	Oth semiconductor media,recordedreproducing phenomena not s	0	1	0	180
8523594000	Oth semiconductor media,recordedreproducing others	2	74	10 168	95 858
8523599000	Other semiconductor media	11	809	20 049	75 058
8523805100	Oth solid-state non-volatil storage dev.;unrecorded,for computer i	940	9 547	555 359	4 012 070
8523805900	Oth solid-state non-volatil storage dev.;unrecorded,for other use	13	30	435	1 932
8523809100	Oth solid-state non-volatil storage dev.;recorded,reprod. not soun	9	74	64	710
8523809200	Oth solid-state non-volatil storage dev.;recorded,reproducing othe	6 412	43 161	10 640	428 458
8523809900	Other solid-state non-volatilestorage device	726	2 677	36 043	75 677
8525500000	Transmission apparatus	1 239	7 827	187 420	1 883 065
8525600000	Transmission apparatus incorporatingreception apparatus	5 577	44 908	245 064	21 493 816
8525801000	Web cameras	23 292	78 304	468 832	1 602 992
8525803100	Video camera recorders,used inbroadcasting	2 117	6 909	50 414	137 992
8525803900	Video camera recorders,used inother purposes	45 530	161 308	1 248 696	4 725 437
8525804000	Television camera	9 982	79 296	404 499	2 132 612
8525805010	Pocket camera	44 992	250 476	1 924 705	9 940 367
8525805020	DSLR camera	3 875	43 655	919 141	6 540 809
8525805090	Other digital cameras	49 816	136 338	450 526	3 994 626
8526101000	Radar app.,ground based,use in civilaircraft,used solely on sea-goir	6 890	14 764	502 756	1 000 862
8526109000	Other radar apparatus	4 859	48 487	160 757	3 760 942
8526911000	Radio navigational aid app.,use in civilaircraft,used solely on sea-g	836	9 851	263 504	717 269
8526919000	Other radio navigational aid apparatus	1 269	12 546	498 693	1 537 890
8526920000	Radio remote control apparatus	41 784	144 238	1 253 829	3 068 675
8527131000	Oth radio broadcast receiver combined w/sound recording/reprod	14 292	57 374	63 666	417 216
8527139000	Oth radio broadcast receiver combined w/sound recording/reprod	12 131	19 919	55 358	240 457
8527191100	Portable reception app capable of planmanage&monitor the elect	0	20 150	0	23 926
8527191900	Reception app capable of plan,manage&monitor electromag spect	0	8 629	0	57 209
8527199100	Oth reception app.:portable	0	17 070	0	25 194

I.3. IM POR M ENURUT KOM ODITI / IM PORT BY HS COM M ODITY
***** MEI / MAY 2014 *****

H S	Uraian Komoditi Commodity Description	Berat Bersih / Net Weight (Kg)		Nilai / Value C.I.F (US\$)	
		Bulan ini Current Month	Kumulatif Cum.Jan. to date	Bulan ini Current Month	Kumulatif Cum.Jan. to date
8527199900	Oth reception app.;not portable	0	258	0	13 113
8527210000	Radio-broadcast receiver,use ext sourcepower combined with sou	98 012	423 675	5 601 559	24 763 723
8527290000	Radio-broadcast receiver,use ext sourcepower not combined with	14 568	107 494	522 112	3 715 717
8527911000	Oth radio-broadcast receiver,ext sourcepower combined w/ sounc	210	1 116	16 028	24 468
8527919000	Oth radio-broadcast receiver,ext sourcepower comb. w/ sound rec	78 169	288 646	712 087	3 026 629
8527921000	Oth radio-broadcast receiver,ext sourcepower combined w/ a cloc	1 709	3 695	22 411	54 013
8527929100	Oth radio-broadcast receiver;not portablecomb. w/ a clock,mains c	788	1 035	15 308	32 917
8527929900	Oth radio-broadcast receiver;not portablecomb. w/ a clock,operat	0	164	0	6 406
8527991000	Oth radio-broadcast receiver,ext sourcepower combined w/ other	1	1	936	936
8527999100	Oth radio-broadcast receiver;not portablecomb. w/ others,mains o	3 154	12 273	31 860	165 968
8527999900	Oth radio-broadcast receiver;not portablecomb. w/ others,operate	242	795	7 348	32 358
8528411000	Colors cathode-ray tube monitor,used in automatic data processi	0	2 971	0	88 197
8528412000	B/W cathode-ray tube monitor,used in automatic data processing	0	5 677	0	19 177
8528491000	Oth color cathode-ray tube monitor,used in automatic data proces	335	1 378	26 561	120 112
8528492000	Oth B/W cathode-ray tube monitor,used in automatic data proces	391	1 086	11 600	90 512
8528511000	Projection type flat panel display unit used in automatic data proce	3 784	94 134	193 436	2 362 217
8528512000	Oth projection type flat panel display units, color	105 994	1 153 352	3 163 124	21 405 556
8528513000	Oth projection type flat panel display units, B/W	67	12 825	48 101	343 902
8528591000	Other monitor, colour	51 323	197 706	2 146 991	10 554 027
8528592000	Other monitor, B/W	26 357	210 860	171 980	409 405
8528611000	Projector,flat panel display type use in automatic data processing s	2 247	17 145	143 391	1 223 813
8528619000	Oth projector,flat panel display type,used in automatic data proce	10 359	65 582	751 452	7 050 277
8528691000	Oth projector,have capability of projecting on a screen >=300 inch	0	447	0	31 911
8528699000	Oth projector,have capability of projecting on a screen <300 inches	6 941	26 556	226 462	749 962
8528711100	Set top box which have a communication functions, mains operate	44	14 033	1 921	1 379 844
8528711900	Set top box which have a communication functions, operated by ot	1 466	18 535	23 390	412 825
8528719100	Oth set top box, have a communication functions, mains operated	179 836	422 498	350 590	861 018
8528719900	Oth set top box, have a communication functions, operated by oth	0	432	0	40 309
8528721000	Oth reception app. for TV,colour,battery operated	96	835	663	10 027
8528729100	Cathode-ray tube type	0	46 153	0	73 562
8528729200	LCD,LED,and oth flat panel display type	652 291	3 325 002	16 768 074	75 617 866
8528729900	Oth reception app. for TV,colour,not battery operated	6 150	23 375	106 114	622 746
8528730000	Oth reception apparatus for TV, B/W	249	379	11 236	28 156
8529102100	Parabolic aerial reflector dishes for TV reception	784 420	4 203 741	2 129 703	13 228 283
8529102900	Oth parabolic aerial reflector dish for TV reception	316 237	465 485	798 565	2 330 004
8529103000	Telescopic, rabbit & dipole antennae for TV or radio receivers	61 035	476 825	961 068	4 994 091
8529104000	Aerial filters and separators	73 704	203 544	583 414	2 976 127
8529106000	Feed horns (wave guide)	132 651	487 328	384 281	1 713 468
8529109200	Oth aerials&aerials reflector,used with transmission app. for radio-	877 312	1 906 675	983 032	3 026 645
8529109900	Oth aerials&aerials reflector,used with transmission app. for oth pu	52 719	125 919	4 559 026	15 655 203
8529902000	Part of decoder for use w/ transmission,radar&reception app.,mo	83 570	578 273	394 498	3 868 214
8529904000	Part of digital/video camera,use with trans.,radar&recept. app.,mo	10 856	77 604	523 093	1 921 696
8529905100	Oth printed circuit board; assembled,for transmission apparatus	286	1 109	68 621	79 019
8529905200	Oth printed circuit board; assembled,for radio-broadcast receiver	37 814	227 473	350 466	1 604 956
8529905300	Oth printed circuit board; assembled,for flat panel display monitor	217 558	774 068	5 748 862	23 346 756
8529905400	Oth printed circuit board; assembled,for TV receivers	138 450	794 086	2 808 861	17 353 095
8529905500	Oth printed circuit board; assembled,for other monitor/projector	7 837	20 147	204 491	244 535
8529905900	Oth printed circuit board; assembled,for other goods	246 774	1 090 804	17 863 694	109 495 055
8529909100	Oth printed circuit board;not assembled,for television receivers	301 065	1 853 906	15 336 563	87 752 368
8529909400	Oth printed circuit board;not assembled,for flat panel display	1 535 862	5 998 853	45 543 084	181 514 239
8529909900	Oth printed circuit board;not assembled,for other goods	447 321	1 909 878	4 588 982	21 272 708
8530100000	Equipment for railways and tramways	0	1 376	0	355 311
8530800000	Equipment for roads,inland waterways,parking facility,port install.	8 936	57 322	209 116	1 501 364
8530900000	Part of equipment railways,tramways,road,waterway,parking facil	21 734	33 138	311 093	647 757
8531101000	Burglar alarms	12 808	36 625	123 133	532 335
8531102000	Fire alarms	28 930	96 078	493 681	2 153 219
8531103000	Smoke alarms;portable personal alarm (shrill alarm)	1 530	24 447	24 401	528 205
8531109000	Other alarms and similar apparatus	63 310	265 384	1 345 765	7 304 939
8531200000	Indicator panel incorporating LCD/ LED	99 850	709 084	4 567 168	30 020 935
8531801100	Door bells and other door sound signalling apparatus	4 476	18 707	92 630	217 518
8531801900	Other electronic bells and sound signalling apparatus	16 368	74 831	805 634	2 658 424
8531802100	Vacuum flourescent display panels	12	376	511	6 583
8531802900	Oth flat panel displays (including electroluminescence,plasma,& oth	8 127	32 797	105 147	1 348 290
8531809000	Other electric sound/visual signalling apparatus	30 805	98 024	290 345	1 384 138
8531901000	Part of panel indicator,electric sound/visual signalling app,flat pan	6 968	32 598	683 162	1 808 547
8531902000	Part of door bell/ other door sound signalling apparatus	0	533	0	15 533
8531903000	Part of other bells/ sound signalling apparatus	449	2 154	23 978	69 358
8531909000	Part of other electric sound or visual signalling apparatus	16 842	105 991	683 223	3 492 377

I.3. IMPOR MENURUT KOMODITI / IMPORT BY HS COMMODITY
 *** MEI / MAY 2014 ***

HS	Uraian Komoditi Commodity Description	Berat Bersih / Net Weight (Kg)		Nilai / Value C.I.F (US\$)	
		Bulan ini Current Month	Kumulatif Cum..Jan. to date	Bulan ini Current Month	Kumulatif Cum..Jan. to date
8532100000	Fixed capacitor designed for use in 50/60Hz circuit, reactive power	79 309	499 430	1 635 807	10 658 910
8532210000	Tantalum	4 346	31 018	225 432	1 873 466
8532220000	Aluminium electrolytic	100 988	564 967	2 873 731	15 297 051
8532230000	Ceramic dielectric, single layer	9 181	313 702	804 961	8 284 922
8532240000	Ceramic dielectric, multi layer	38 571	370 045	2 987 304	14 235 206
8532250000	Dielectric of paper or plastic	27 517	145 622	288 393	1 616 791
8532290000	Other fixed capacitor	300 361	1 671 615	6 516 316	30 409 542
8532300000	Variable/ adjustable (pre-set) capacitors	28 820	162 533	1 294 011	5 306 255
8532900000	Parts of fixed electrical capacitor	209 670	1 173 581	3 617 623	22 694 021
8533101000	Fixed carbon resistors, composition/filmtype; surface mounted	13 026	78 303	866 775	4 141 134
8533109000	Fixed carbon resistors, composition/filmtype; not surface mounted	53 611	349 131	2 234 772	11 089 245
8533210000	Oth fixed resistors for a power handling capacity not exceeding 20W	31 626	180 045	1 637 925	7 729 294
8533290000	Oth fixed resistors for a power handling capacity exceeding 20W	58 216	206 026	2 142 978	12 980 313
8533310000	Wirewound variable resistors, rheostats, for a power handling capacity	61	951	1 836	43 020
8533390000	Wirewound variable resistors, rheostats, for a power handling capacity	10 070	61 724	145 730	984 840
8533400000	Other variable resistors, including rheostats and potentiometers	49 806	227 890	1 633 062	7 924 839
8533900000	Parts of fixed resistors	145 291	692 575	5 356 943	29 598 690
8534001000	Printed circuits, single-sided	110 952	597 118	2 680 618	16 750 042
8534002000	Printed circuits, double-sided	38 987	136 815	3 255 538	16 044 665
8534003000	Printed circuits, multi-layer	35 698	145 086	1 372 851	6 147 527
8534009000	Other printed circuits	682 380	3 138 217	26 955 276	120 282 892
8535100000	Fuses, for a voltage > 1000V	45 587	293 917	341 727	6 292 357
8535211000	Automatic circuit breakers for a voltage < 72,5 KV; moulded case type	2 398	23 844	68 973	494 445
8535219000	Automatic circuit breakers for a voltage < 72,5 KV; other type	79 695	501 119	1 964 350	10 740 025
8535290000	Automatic circuit breakers for a voltage >= 72,5 KV	79 739	489 973	1 063 038	11 661 409
8535301100	Disconnecter having a voltage < 36 KV	289	3 910	67 945	388 819
8535301900	Disconnecter having a voltage >= 36 KV	25 057	193 412	427 137	1 772 417
8535302000	Isolating switch & make-and-break switch for a voltage of >= 66 KV	720	58 847	9 000	739 924
8535309000	Isolating switch & make-and-break switch for a voltage of < 66 KV	87 583	645 406	994 178	6 990 031
8535400000	Lightning arresters, voltage limiters and surge suppressors	13 148	228 577	311 485	3 582 678
8535901000	Bushing and tap changer assemblies for electricity distrib/power trans	32 279	163 254	2 098 096	5 661 310
8535909000	Oth bushing and tap changer assembly for electricity distrib/power trans	183 475	1 197 950	3 102 491	16 848 511
8536101100	Thermal fuses glass type for use in electric fans	8 771	30 537	279 411	1 102 906
8536101200	Thermal fuses glass type for use in others, for a current of less than 16A	3 309	25 359	74 347	449 831
8536101300	Fuse blocks, of a kind used for motor vehicles	5 741	28 782	118 375	713 708
8536101900	Oth thermal fuses glass type	92 705	552 744	1 063 850	9 644 093
8536109100	Oth fuses for use in electric fans	5 607	31 944	150 282	695 633
8536109200	Oth fuses for use in other, for a current of less than 16 A	140	1 960	13 128	116 014
8536109300	Oth fuse blocks, of a kind used for motor vehicles	20 429	106 921	435 711	2 210 591
8536109900	Other fuses	66 567	482 773	1 465 801	12 416 329
8536201100	Automatic circuit breaker; moulded case, for a current of less than 16A	1 088	6 660	137 637	790 609
8536201200	Automatic circuit breaker; moulded case, for a current >16A but <= 32A	3 495	20 901	7 035	71 040
8536201300	Automatic circuit breaker; moulded case, for a current >32A but <= 100A	3 967	7 768	59 161	121 866
8536201900	Automatic circuit breaker; moulded case, for a current >100A	20 846	172 496	479 896	3 353 251
8536202000	Automatic circuit incorporated into electro-thermic domestic appliances	140	418	1 561	7 144
8536209100	Automatic circuit incorporated into oth, a current < 16A	14 850	83 526	206 112	1 078 134
8536209900	Automatic circuit incorporated into oth, a current >= 16A	73 481	468 029	2 088 528	10 840 822
8536301000	Lightning arresters for protecting electrical circuits	5 425	50 114	72 455	825 441
8536302000	Electrical circuit protector used in radio equipment/ electric fans	169	8 827	4 249	39 701
8536309000	Oth apparatus for protecting electrical circuits	60 062	346 791	1 938 258	10 308 160
8536411000	Digital relays, voltage <= 60V	34 359	217 365	742 263	4 445 936
8536414000	Oth relays, voltage <= 60V, a current <16A	255	3 189	6 696	29 603
8536419000	Relays used in other equipment, voltage <= 60V	80 190	421 497	2 018 554	9 907 418
8536491000	Digital relays, voltage > 60V	5 084	26 802	185 790	1 421 915
8536499000	Other relays, voltage > 60V	122 030	703 380	3 389 442	19 822 906
8536502000	Over-current and residual-current automatic switches	53 580	268 406	1 022 227	5 024 613
8536503200	High inrush switch used in electric fan or radio equipment	3 995	36 105	42 245	388 606
8536503300	High inrush switch, of a rated current carrying capacity < 16A	3 568	12 491	22 001	165 043
8536503900	Other high inrush switches	117 021	624 563	1 730 357	11 118 135
8536504000	Miniature switches for rice cookers or oven toasters	0	111	0	1 259
8536505100	Electronic AC switch, voltage <= 1000V, for a current < 16A	18 905	104 635	499 818	1 283 876
8536505900	Electronic AC switch, voltage <= 1000V, for a current >= 16A	33 262	135 691	551 794	2 933 893
8536506100	Make & break switch used in domestic elec. wiring, <= 500V, for a current < 16A	9 949	131 246	111 155	557 853
8536506900	Make & break switch used in domestic elec. wiring, <= 500V, for a current > 16A	19 557	68 816	484 399	2 422 196
8536509200	Oth make & break switch used in domestic elec. wiring, > 500V, use in radio equipment	2 120	13 994	7 275	176 815
8536509500	Oth make & break switch, > 500V, starters for electric motors or fuse	7 123	46 336	275 857	1 261 206
8536509900	Oth make & break switch, > 500V	338 606	1 820 889	7 391 356	44 048 308
8536611000	Lamp holder used for compact lamps or halogen lamps	6 007	44 321	18 963	263 441

I.3. IM POR M ENURUT KOM ODITI / IM PORT BY HS COM M ODITY
 *** MEI / MAY 2014 ***

HS	Uraian Komoditi Commodity Description	Berat Bersih / Net Weight (Kg)		Nilai / Value C.I.F (US\$)	
		Bulan ini	Kumulatif	Bulan ini	Kumulatif
		Current Month	Cum.Jan. to date	Current Month	Cum.Jan. to date
8708210000	Safety seat belt for parts and accessories	177 796	869 810	1 533 216	9 044 132
8708291100	Component of door trim assembly for tractors	86	2 026	3 688	41 697
8708291200	Component of door trim assembly for transport of persons	213 082	1 331 963	2 682 237	16 337 590
8708291400	Component of door trim assembly for transport of persons	46 671	296 946	191 599	1 326 074
8708291900	Component of door trim assembly for special purpose motor vehicles	335 091	1 719 342	2 881 048	15 039 138
8708292000	Parts of safety seat belts	200 808	1 396 522	1 915 531	13 038 340
8708299200	Oth parts, access for vehicles of tractors	214	2 258	5 650	62 144
8708299300	Interior trim fitting; mudguards for transport of persons	697 538	3 896 458	6 243 783	36 737 958
8708299400	Hood rods for vehicle transport of persons	231	979	5 686	26 802
8708299500	Oth parts and accessories for transport of person	785 211	4 097 886	7 881 989	39 746 559
8708299600	Interior trim fitting; mudguards for transport of persons	21 063	114 576	307 133	1 690 998
8708299700	Hood rods for transport of goods	0	369	0	4 179
8708299800	Oth parts, access for transport of persons or transport of goods	5 978	41 315	65 465	716 615
8708299900	Other parts and access, of motor vehicles of heading 8701-8705	598 339	3 661 028	8 233 116	40 903 244
8708301000	Brakes, servo-brakes; parts thereof for tractors	27 335	126 272	379 112	1 840 067
8708302100	Brake drums, brake disc or brake pipes for transport of persons	48 332	278 579	593 815	3 245 944
8708302900	Oth brake drums, brake disc or brake pipes for transport of person	611 395	3 211 282	7 241 511	41 269 881
8708303000	Brake drums, brake disc or brake pipes of transport of persons	37 604	254 537	562 283	3 492 693
8708309000	Oth brakes, servo-brakes; parts thereof for transport of persons	587 606	2 417 972	3 130 974	17 950 523
8708401100	Gear boxes, unassembled for transport of persons	63 224	554 061	500 243	6 904 386
8708401300	Gear boxes, unassembled for special purpose vehicles or transport	2 677	64 722	7 713	548 077
8708401400	Gear boxes, unassembled for vehicle tractors	320	837	3 203	10 898
8708401900	Gear boxes, unassembled for transport vehicles, >= 10 person	300 998	1 795 182	2 575 273	15 970 450
8708402500	Gear boxes, assembled for tractors	1 337	3 668	32 772	93 748
8708402600	Gear boxes, assembled for transport of persons	748 808	5 603 825	15 721 210	116 305 922
8708402710	Gear boxes, assembled; dumpers not ckd >= 1.2 t for goods/ special	6	1 114	66	11 079
8708402790	Gear boxes, assembled; dumpers not ckd < 1.2 t for goods/ special	16 518	110 501	464 084	2 967 452
8708402900	Gear boxes, assembled for transport vehicles, >= 10 person	247 772	1 143 377	2 290 481	10 695 281
8708409100	Parts of gear boxes and parts thereof for tractors	586	2 385	9 750	65 975
8708409200	Parts of gear boxes and parts thereof for transport of persons	432 303	2 918 357	6 027 398	43 787 623
8708409900	Oth parts of gear boxes for vehicles of heading 8701-8705	125 699	935 560	4 607 388	28 109 315
8708501100	Drive-axles with differential, unassembled for transport of persons	626 655	4 404 684	3 694 120	23 945 101
8708501300	Drive-axles with differential, unassembled for goods/ special purpose	56 342	326 632	258 704	1 293 418
8708501500	Drive-axles with differential, unassembled for tractors	10 829	48 202	168 844	505 522
8708501900	Drive-axles with differential, unassembled for transport of persons	120 992	515 902	642 558	2 623 338
8708502500	Drive-axles with differential, assembled for tractors	47 880	248 658	589 242	3 442 917
8708502600	Drive-axles with differential, assembled for transport of persons	1 309 929	7 005 867	12 662 350	69 230 360
8708502710	Drive-axles for damper, not ckd dmtr >= 120 mm for goods/ special	3	6 429	1 848	11 621
8708502790	Drive-axles for damper, not ckd dmtr < 120 mm for goods/ special	7 174	97 366	101 178	2 193 116
8708502900	Drive-axles with differential, assembled for transport of persons	253 277	1 640 537	887 541	8 026 361
8708509100	Parts crown wheels & pinion of drive axles with diff. for tractors	10 825	50 749	17 196	349 007
8708509200	Oth parts crown wheels & pinion of drive axles with diff. for tractors	2 767	6 218	34 108	153 613
8708509300	Parts of drive-axles with differential, for transport of person	122 649	543 739	873 710	5 474 427
8708509900	Oth parts of drive-axles with differential, for vehicles 8701-8705	231 003	1 065 116	1 828 698	8 053 285
8708701500	Road wheels of hub-caps for tractors	9 041	16 615	43 416	87 170
8708701600	Road wheels of hub-caps for transport of person	38 602	143 117	172 687	1 110 227
8708701700	Road wheels of hub-caps for vehicles >= 10 persons or transport of goods	25 276	52 447	14 194	49 207
8708701900	Road wheels of hub-caps for special purpose motor vehicles	60 665	264 703	192 476	1 051 433
8708702200	Road wheels of wheels fitted with tyres for transport of person	4 927	29 333	92 043	505 373
8708702900	Road wheels of wheels fitted with tyres for transport of person; goods; sp	39	315	520	6 083
8708703100	Road wheels of wheels not fitted with tyres for tractors	0	1 034	0	2 107
8708703200	Road wheels of wheels not fitted with tyres for transport of person	220 582	1 188 004	868 702	5 776 905
8708703990	Road wheels of wheels not fitted with tyres of damper, not ckd dmtr	2 032 657	7 240 560	694 644	3 265 066
8708709500	Other road wheel and parts for tractors	3 162	12 045	24 636	172 659
8708709600	Other road wheel and parts for vehicles >= 10 persons or transport of goods	118 132	261 298	149 101	493 221
8708709700	Other road wheel and parts for vehicle transport of person	86 268	610 079	510 434	3 243 214
8708709900	Other road wheel and parts for special purpose motor vehicles	203 953	776 254	289 144	3 333 767
8708801500	Suspension systems for tractors	1 144	21 326	10 562	150 984
8708801600	Suspension systems for transport of person	170 044	626 758	1 584 451	6 135 682
8708801700	Suspension systems for damper off highway use or special purpose	36	108 787	1 497	349 239
8708801900	Suspension systems for transport of persons, >= 10 person	252 678	863 465	1 064 183	3 837 625
8708809100	Parts suspension systems for tractors	181	1 122	6 153	40 816
8708809200	Parts suspension systems for transport of persons	258 225	1 280 527	2 433 247	12 327 849
8708809900	Parts suspension systems for transport of person or special purpose	153 720	978 284	1 462 152	9 056 851
8708911500	Radiators for tractors	6 076	11 792	41 584	170 750
8708911600	Radiators for transport of person	34 599	170 127	349 637	1 728 418
8708911700	Radiators for vehicles >= 10 persons or transport of goods	22 838	99 222	272 078	1 176 287
8708911900	Radiators for special purpose vehicles	89 823	388 556	977 818	4 761 615

I.3. IM POR M ENURUT KOM ODITI / IMPORT BY HS COM MODITY
 *** MEI / MAY 2014 ***

H S	Uraian Komoditi Commodity Description	Berat Bersih / Net Weight (Kg)		Nilai / Value C.I.F (US\$)	
		Bulan ini Current Month	Kumulatif Cum.Jan. to date	Bulan ini Current Month	Kumulatif Cum.Jan. to date
8708919100	Parts of radiators for tractors	4 760	17 531	49 591	235 940
8708919200	Parts of radiators for transport of person	31 844	200 521	520 341	2 809 126
8708919900	Parts of radiators for vehicles of person; goods; special purpose	130 294	733 025	1 902 726	10 579 263
8708921000	Silencers (mufflers), exhaust pipe; parts for vehicles tractors	140	445	948	9 341
8708922000	Silencers (mufflers), exhaust pipe; parts for transport of persons	141 990	887 406	1 537 109	9 939 752
8708924000	Silencers (mufflers), exhaust pipe; parts for vhcls => 10 persons/ tans	21 139	99 618	217 236	1 118 104
8708929000	Silencers (mufflers), exhaust pipe; parts for special purpose motor v	97 610	514 280	1 067 611	5 976 933
8708935000	Clutches and parts thereof for vehicle tractors	3 996	16 110	57 713	226 917
8708936000	Clutches and parts thereof for vehicle transport of persons	394 354	2 348 256	4 405 466	26 176 767
8708937000	Clutches and parts thereof for vehicle transport of goods/ special p	15 386	106 927	210 118	1 561 684
8708939000	Clutches and parts thereof for vehicles transport ,>=10 person	275 019	1 244 871	1 527 766	7 914 041
8708941000	Steering wheels with airbag assemblies	11 392	42 536	41 374	314 708
8708949400	Oth steering wheels with airbag assemblies for tractors	437	8 257	14 424	261 752
8708949500	Oth steering wheels with airbag assemblies for transport of person	1 283 371	7 112 411	14 102 234	74 603 118
8708949900	Oth steering wheels with airbag assembly of vhcls persons; goods; sp	486 666	2 728 142	3 932 390	25 194 309
8708951000	Safety airbags with inflater system for vehicles	163 548	969 970	1 972 082	13 103 476
8708959000	Parts safety airbags with inflater system	62 343	396 934	1 812 017	10 234 739
8708991000	Other parts & acces. for other vehicles of tractors	152 239	590 076	1 940 510	8 198 559
8708992100	Fuel tanks for vehicles transport persons or goods	280 269	1 544 333	3 550 157	19 215 891
8708992300	Parts of fuel tanks for vehicle transport of persons or goods	84 699	456 133	685 308	4 702 175
8708993000	Accelerator, brake or clutch pads for vehicles transport of persons	46 965	298 608	584 151	3 951 773
8708994000	Battery carriers or trays & brackets for vehicles transport of person	13 193	23 155	597 404	711 694
8708995000	Radiator shrouds for vehicle transport of persons or goods	221	2 959	2 987	28 075
8708996100	Chasis frames for vehicles for transport ,>=10 person	148	52 785	4 814	554 545
8708996200	Chasis frames for vehicle transport of persons	639 290	3 605 604	4 191 529	28 383 275
8708996310	Chasis frames for vehicles <= 24 t transport of goods	178 295	865 988	497 190	1 854 372
8708996320	Chasis frames for vehicles > 24 t transport of goods	0	80	0	748
8708997000	Other chasis frames or parts	2 051 724	12 104 511	28 990 153	145 032 368
8708999000	Other parts, acces for other vehicles of heading 8701- 8705	2 944 577	15 479 986	21 861 214	117 220 945
8709110000	Electrical vehicles, works trucks, self-propelled, not fitted with lift in	1 980	106 949	12 681	684 300
8709190000	Non electrical vehicles, works trucks self-propelled, not fitted with li	45 043	255 151	104 469	1 550 285
8709900000	Parts of work trucks, self-propelled, not fitted with lift/ handl equip,	3 026	38 132	8 186	170 778
8710000000	Tanks, other armoured fighting vehicles, motorised, with weapons/	0	341 890	0	29 205 649
8711101200	Moped and motorised bicycles, recipoint combust piston engine <	5 366	5 366	16 165	16 165
8711101300	Other motorcycle and scooters, recipoint combust piston engine .	8 548	10 832	29 467	38 460
8711109200	Moped and motorised bicycles, recipoint combust piston engine <	4 558	4 732	20 547	24 117
8711109300	Other motorcycle and scooters, recipoint combust piston engine <	0	13 679	0	24 184
8711201010	Motocross motorcycles, with recipoint combust piston engine, 50-2	0	63	0	500
8711201090	Motocross motorcycles, with recipoint combust piston engine, 50-2	25 523	75 504	168 374	769 683
8711202000	Moped and motorised bicycles with recipoint combust piston engine, l	12 754	47 830	181 689	701 669
8711203100	Motorcycles of cylinder capacity 150-200 cc, ckd	89	432 499	775	544 371
8711203200	Motorcycles of cylinder capacity 200-250 cc, ckd	0	13 724	0	218 895
8711203900	Motorcycles of cylinder capacity > 250 cc, ckd	0	4 439	0	55 332
8711204500	Motorcycles of cylinder capacity <= 200 cc, not ckd	71 122	297 613	169 033	741 019
8711204900	Motorcycles of cylinder capacity > 200 cc, not ckd	5 136	5 136	6 396	6 396
8711205100	Motorcycles (not side-cars) incl. Scooters of cylinder capacity 150-20	21 545	410 968	119 978	3 612 974
8711205200	Motorcycles (not side-cars) incl. Scooters of cylinder capacity 200-25	717 586	3 598 520	11 451 596	53 181 498
8711205900	Motorcycles (not side-cars) incl. Scooters of cylinder capacity > 250	132 724	874 543	1 850 908	12 982 709
8711209000	Other motorcycles (not side-cars) include Scooters	373	48 051	11 829	127 187
8711301090	Motocross motorcycles with recipoint combust piston engine 250	1 188	10 864	8 200	92 390
8711309000	Oth motocross motorcycles with recipoint combustion piston eng	0	470	0	11 627
8711402000	Other motorcycles, with recipoint combust piston engine, 500-80	0	629	0	22 299
8711409000	Other motorcycles, with recipoint combust piston engine, 500-800	10 812	103 104	272 711	2 510 988
8711502000	Other motorcycles, recipoint combust piston engine, > 800 cc, ckd	2 940	106 427	68 842	2 892 338
8711509000	Other motorcycles, recipoint combust piston engine, > 800 cc, no	310	39 206	6 875	1 190 288
8711905100	Electrical powered motorcycles, ckd	84 579	333 467	86 714	345 492
8711909100	Electrical powered motorcycles, not ckd	1 248	14 207	3 900	16 433
8711909900	Other electrical powered motorcycles not ckd	0	15 244	0	1 152 914
8712001000	Racing bicycles	201 246	782 464	149 267	707 105
8712002000	Bicycles designed to be ridden by children	1 437 960	7 639 204	970 744	5 637 985
8712003000	Other bicycles	723 998	6 671 184	804 797	5 842 585
8712009000	Other cycles	0	401 177	0	2 670 604
8713100000	Carriages for disabled persons, not mechanically propelled	86 225	235 754	214 782	665 003
8713900000	Carriages for disabled persons, mechanically propelled	123 809	649 371	349 753	1 782 800
8714101000	Saddles of motorcycles (incl. mopeds)	17 463	27 478	21 668	43 744
8714102000	Spokes/ nipples of motorcycles (including mopeds)	71 021	297 029	125 658	472 291
8714109010	Frame and forks (incl. Telescopic fork, rear suspension and parts th	311 853	1 417 118	1 792 407	9 477 807
8714109020	Gearing, gearbox, clutch and other transmission equip. and part th	358 357	1 713 966	2 849 668	12 641 516

I.3. IMPOR MENURUT KOMODITI / IMPORT BY HS COMMODITY
***** MEI / MAY 2014 *****

HS	Uraian Komoditi Commodity Description	Berat Bersih / Net Weight (Kg)		Nilai / Value C.I.F (US\$)	
		Bulan ini Current Month	Kumulatif Cum.Jan. to date	Bulan ini Current Month	Kumulatif Cum.Jan. to date
8714109030	Wheel rims	1 629 297	8 803 203	8 770 329	46 270 231
8714109040	Brakes and parts thereof	239 502	880 976	516 363	2 735 070
8714109050	Silencers (mufflers) and parts thereof for vehicles of heading 8711-	36 585	135 594	250 239	1 064 235
8714109090	Oth parts and accessories of vehicles of heading 8711- 8713	6 583 645	30 397 140	17 491 770	88 295 250
8714201100	Castors of a dmm (incl. tyres) 75-100 mm that the wheel width > 30	0	10	0	480
8714201900	Castors of a dmm (incl. tyres) > 250 mm that the wheel width > 30 r	399	496	1 058	1 649
8714209000	Other parts of carriages for disabled persons	94	19 791	243	36 717
8714911000	Frame and forks for bicycles designed to be ridden by children	388 386	2 291 493	554 121	2 301 061
8714919100	Parts for forks	33 191	117 110	23 477	87 221
8714919900	Other parts for forks	167 751	654 136	1 055 585	4 364 123
8714921000	Wheel rims and spokes for bicycles designed to be ridden by childre	130 513	629 089	125 177	695 379
8714929000	Other wheel rims and spokes	232 728	796 090	263 256	1 308 311
8714931000	Hubs, (exlc coaster brake hub, hub brake free/ sprocket-wheel), bicy	94 394	290 893	108 581	359 451
8714939000	Oth hubs, (exlc coaster braking hub, hub brake, free/ sprocket-whe	241 392	1 169 939	657 255	3 118 983
8714941000	Brakes, (incl coast brake hub, hub brake) for bicycles to be ridden by	77 591	383 690	149 079	845 407
8714949000	Oth brakes, (incl coaster braking hubs, hub brakes)	196 975	962 168	658 048	3 675 297
8714951000	Saddles for bicycles designed to be ridden by children	73 496	350 313	84 553	399 934
8714959000	Other saddles	334 124	726 175	299 657	1 011 642
8714961000	Pedals and crank-gear, & parts thrf for bicycles to be ridden by chilc	80 651	437 991	93 140	472 575
8714969000	Other pedals and crank-gear, and parts thereof	286 916	1 666 663	715 885	4 266 674
8714991100	Handle, bars, pillars or parts & access. of bicycle to be ridden by chil	335 312	1 923 572	324 142	1 678 642
8714991200	Chain wheels and cranks for bicycles designed to be ridden by child	95 123	455 392	98 473	407 293
8714999100	Oth handle, bars, pillars or parts and accessories	2 301 415	10 916 693	2 289 127	15 883 192
8714999200	Other chain wheels and cranks	345 883	1 467 545	1 396 327	4 667 990
8715000000	Baby carriages and parts thereof	252 079	1 280 722	662 587	3 834 536
8716200000	Self-loading/ self-unloading trailers & semi-trailers for agricultural p	0	14 687	0	21 252
8716310000	Tanker trailers, tanker semi-trailers for the transport of goods	0	340 706	0	1 046 092
8716394000	Agricultural trailers and semi-trailers	0	1 000	0	2 085
8716399100	Oth agricul. trailers and semi-trailers carrying capacity > 200 t	0	26 857	0	78 887
8716399900	Oth agricul. trailers and semi-trailers carrying capacity < 200 t	41 331	269 932	35 121	294 459
8716400000	Other trailers and semi-trailers	78 668	458 898	460 437	3 956 241
8716801000	Cart, wagon, sack truck, hand trolleys & similar hand-propelled vhlcl	40 554	278 417	181 440	1 364 134
8716802000	Wheelbarrows	258 790	926 813	102 802	422 620
8716809000	Oth vehicles not mechanically propelled	30 545	247 962	177 304	1 115 412
8716901300	Parts for trailer and semi-trailers for goods of agricultural puposes	409 139	2 742 341	600 409	3 740 635
8716901900	Other parts for trailer and semi-trailer	521 061	2 119 569	627 370	3 793 935
8716909200	Castors of a dmm (incl. tyres) 100-250 mm that the wheel width > 3	54 311	268 535	172 591	847 592
8716909300	Other parts for other vehicles	117 405	714 136	571 050	2 696 776
8716909400	Spokes and nipples	0	2	0	32
8716909500	Castors for goods of sbhd 8716.80.90 dmm incl tyre 100-250 mm v	19 826	59 130	254 360	819 447
8716909600	Other castor	11 761	25 093	13 314	90 394
8716909900	Oth trailer and semi-trailers, oth vhlcls not mechanically propelled	512 097	3 013 385	1 490 785	7 922 986
8801000000	Balloon, dirigibles, glider, hang gliders and other non-powered aircr:	0	82	0	250
8802110000	Helicopters of an unladen weight <= 2,000 kg	0	15 562	0	7 969 137
8802120000	Helicopters of an unladen weight > 2,000 kg	7 303	21 782	1 500 000	14 824 232
8802201000	Aeroplane of an unladen weight <= 2,000 kg	800	20 892	24 500	6 786 264
8802209000	Aeroplane of an unladen weight > 2,000 kg	7 912	13 911	14 793 938	29 603 352
8802301000	Aeroplane of an unladen weight > 2,000 kg and <= 15,000 kg	0	10 783	0	5 434 470
8802401000	Aeroplanes of an unladen weight > 15,000 kg	48 307	80 307	70 000	833 473
8803100000	Propellers, rotors, parts thereof heading 8801 or 8802	342	83 996	26 135	247 559
8803200000	Under-carriages, parts thereof heading 8801 or 8802	2 925	9 192	86 229	1 590 371
8803300000	Other parts of aeroplanes/ helicopters heading 8801 or 8802	15 958	215 128	12 965 356	130 011 837
8803901000	Parts of telecommunication satellites	0	2	0	80
8803909000	Other parts of goods of balloon, dirigibles and other aircraft	802	74 126	1 543 882	26 968 871
8804001000	Parachutes (incl dirigible parachutes, paragliders) & rotocutes, part:	93	144	12 520	22 406
8804009000	Oth parachutes (incl dirigible parachut, paragliders) & rotocutes, pa	349	3 110	24 684	2 104 680
8805100000	Aircraft launching gear, part thereof, deck arrestor/ similar gear, par	0	63 446	0	5 561 063
8805291000	Ground flying trainers	1 360	3 291	341 288	460 955
8805299000	Parts of ground flying trainers	258	6 026	84 700	894 395
8901205000	Tankers of gross tonnage <= 5000 ton	5 569 000	10 459 000	7 361 546	11 794 991
8901207000	Tankers of gross tonnage > 5000 ton but <= 50000 ton	29 612 000	29 612 000	12 572 172	12 572 172
8901208000	Tankers of gross tonnage > 50000 ton	30 037 000	30 037 000	4 455 088	4 455 088
8901901100	Other vessels, for transp. not motorised of gross tonnage <= 26 ton	22	22	5 089	5 089
8901901400	Other vessels, for transp. not motorised of gross tonnage > 26 ton	6 510 000	49 049 067	9 529 981	78 958 991
8901903100	Other vessels, for transp. motorised of gross tonnage <= 26 ton	678 564	678 564	176 592	176 592
8901903200	Other vessels for transport, motorised of gross tonnage > 26 but <=	149 000	2 890 000	655 201	10 417 036
8901903300	Other vessels, for transp. motorised of gross tonnage > 500 but <=	0	1 755 000	0	2 366 849
8901903400	Other vessels, for transp. motorised of gross tonnage > 1000 but <=	453 000	35 759 134	400 000	81 738 071

I.3. IMPOR MENURUT KOMODITI / IMPORT BY HS COMMODITY
***** MEI/ MAY 2014 *****

H S	Uraian Komoditi Commodity Description	Berat Bersih / Net Weight (Kg)		Nilai / Value C.I.F (US\$)	
		Bulan ini Current Month	Kumulatif Cum.Jan. to date	Bulan ini Current Month	Kumulatif Cum.Jan. to date
8901903500	Other vessels,for transp. motorisedof gross tonnage >4000 but <=	0	4 949 000	0	5 996 175
8901903600	Other vessels,for transp. motorisedof gross tonnage >5000 but <=	19 695 000	24 364 000	17 642 713	65 022 713
8902002100	Fishing vessels of gross tonnage <= 26 ton	0	55 420	0	32 000
8902002200	Fishing vessels of gross tonnage > 26 but <= 40 ton	0	51 880	0	17 122
8902002300	Fishing vessels of gross tonnage > 40 but <= 250 ton	67 000	2 081 910	44 220	2 039 950
8902002400	Fishing vessels of gross tonnage > 250 but <= 1000 ton	0	4 435 457	0	2 776 976
8902009300	Other fishing vessels of gross tonnage > 40 but <= 250 ton	0	9 903 000	0	4 422 000
8903100000	Yachts& oth vessels for pleasure/ sportsrowing boats& canoes, infla	0	15 123	0	29 113
8903910000	Sailboats, with/without auxiliary motor, not inflatable	0	20 922	0	76 216
8903920000	Motorboats, other than outboardmotor, not inflatable	0	27 461	0	587 896
8903990000	Other vessels for pleasure/ sports;canoes, not inflatable	17 887	28 226	82 141	133 893
8904003100	Tugs and pusher craft, power <= 4000 hp of gross tonnage <= 26 t	367 020	1 816 310	6 258 538	22 915 883
8904003900	Tugs and pusher craft, power > 4000 hp of gross tonnage <= 26 to	0	2 298 264	0	35 070 565
8905100000	Dredgers	565 156	3 605 760	2 284 019	9 742 777
8905200000	Floating/ submersible drilling/ production platforms	1	3 701	1	159 619
8905901000	Floating docks	0	64 442	0	81 000
8905909000	Oth vessels w/ navigability of which issubidiary to their main funct	166 861	6 338 452	1 957 073	29 355 635
8906100000	Warships	28 875	42 247	675 404	978 590
8906901000	Lifeboats oth than rowing boats,oth vessels of displacement <= 30	18 620	90 027	154 100	1 282 800
8906902000	Lifeboats oth than rowing boats,othvessels of displace.> 30 but<=	1	481	47	1 024
8906909000	Lifeboats oth than rowing boats,oth vessels of displacement > 300	13 134	272 732	166 406	3 355 900
8907100000	Floating structures, inflatable rafts	42 311	189 698	265 061	1 252 411
8907901000	Buoys	51 542	212 171	70 645	1 506 139
8907909000	Other floating structures	125 758	1 732 559	522 061	7 932 361
8908000000	Vessel and oth floating structuresfor breaking up	0	228 005	0	1 271 787
9001101000	Optical fibres ,optical fibre bundles&cables for telecom.& oth elect	13 404	133 351	1 213 888	12 440 011
9001109000	Optical fibres, optical fibre bundles&cables for other purpose	8 449	29 460	112 840	845 430
9001200000	Sheets and platesof polarising material	171	437	7 492	14 388
9001300000	Contact lenses	27 290	129 864	3 736 911	18 222 451
9001400000	Spectacle lenses of glass	197	343	8 945	10 400
9001500000	Spectacle lenses of other materials	12 384	115 936	363 660	2 133 213
9001901000	Lenses & optic elements for photograpor cinematographic camera	8 282	44 649	804 755	4 418 907
9001909000	Other elements of glass notoptically worked	98 319	550 423	1 345 014	7 255 007
9002111000	Objective lenses for cinematographicprojector	90	3 997	16 060	76 177
9002119000	Objective lenses for cameras andother projector	14 132	79 971	1 201 451	5 575 028
9002190000	Objective lenses for otherinstruments & apparatus	22 722	144 791	1 058 877	6 652 941
9002201000	Filters for cinematographic projectors	0	602	0	30 429
9002202000	Filters for cinematographic cameras,photographic cameras & oth p	0	81	0	19 144
9002203000	Filters for telescopes/ microscopes	1	243	1	33 190
9002209000	Filters for oth instruments&apparatus	1 818	21 107	12 276	116 731
9002902000	Lenses&prisms for cinematographicprojectors	0	1 020	0	64 646
9002903000	Lenses&prisms for cinematographic,photographic cameras & oth p	1 125	5 240	143 666	784 602
9002909000	Other Lenses & prisms	2 601	11 748	608 695	2 644 798
9003110000	Frames & mountings for spectacles,goggles of plastics	17 420	51 401	110 996	599 156
9003190000	Frames & mountings for spectacles,goggles of other materials	6 186	19 306	83 301	982 752
9003900000	Parts for spectacles,goggles	11 730	54 745	261 307	1 337 023
9004100000	Sunglasses	147 761	759 608	923 684	4 845 458
9004901000	Corrective spectacles	20 334	65 102	197 647	500 551
9004905000	Protective goggles	25 384	78 067	55 860	330 836
9004909000	Other spectacles & goggles	64 239	421 495	410 349	3 973 918
9005100000	Binoculars	5 396	22 261	7 341	6 287 477
9005801000	Astronomical instrumens, excludinginstruments for radio-astronor	0	217	0	6 479
9005809000	Monoculars & oth optical telescopes	9 585	61 242	1 076 278	2 772 543
9005909000	Parts&accessories (include mountings)for oth optical telescopes	9 605	22 253	323 541	2 587 420
9006109000	Oth laser photoplotter,cameras of a kind used for preparing print p	0	9 939	0	46 644
9006300000	Cameras specially design for under wateruse for aerial survey, mer	193	1 424	122 763	669 652
9006400000	Instant print cameras	0	6	0	8 112
9006510000	Oth cameras w/ a through-the lens viewfinder(slr),for roll film of w	1 084	170 074	42 136	741 658
9006520000	Oth cameras for roll film of width<35 mm	0	23	0	683
9006599000	Lasers photo plotters/ imagesetterswithout raster image processor	9 152	9 552	16 002	62 320
9006610000	Discharge lamp ("electronic") flashlightapparatus	38	172	5 538	6 205
9006690000	Photographic flashbulbs apparatus	539	1 515	7 629	47 971
9006911000	Parts & accessories for laser photoplotters of subheading 9006101	2	2	2 209	2 209
9006913000	Parts & accessories for instan printcamera,w/ slr,roll film a width<	4 679	10 066	15 272	62 763
9006919000	Other parts & accessories for cameras	32 654	105 925	95 069	415 656
9006991000	Parts & accessories for photographicflash-light apparatus	1 728	4 411	3 761	15 128
9006999000	Parts & accessories oth than forphotograp flash-light apparatus	7 560	19 008	158 244	947 866
9007100000	Cinematographic cameras	854	53 672	34 121	598 510

I.3. IMPOR MENURUT KOMODITI / IMPORT BY HS COMMODITY

*** MEI/MAY 2014 ***

HS	Uraian Komoditi Commodity Description	Berat Bersih / Net Weight (Kg)		Nilai / Value C.I.F (US\$)	
		Bulan ini Current Month	Kumulatif Cum.Jan. to date	Bulan ini Current Month	Kumulatif Cum.Jan. to date
9007209000	Cinematographic projectors for film of more than 16 mm in width	12 512	106 507	678 278	3 573 988
9007910000	Parts and accessories for cinematographic cameras	6 180	31 188	101 020	505 179
9007920000	Parts and accessories for cinematographic projectors	4 612	19 744	1 005 384	3 204 906
9008501000	Projector, enlarge/reducer, microfilm/fiche/form whether/not cap	0	2 105	0	8 195
9008509000	Projector, enlarge/reducer, oth microfilm/fiche/form whether/not	4 823	106 402	95 498	322 952
9008902000	Part& accessories for image projector of fotografic, enlarge & red	0	1 742	0	15 576
9008909000	Part& accessories for image projector of fotografic, enlarge &	479	2 013	12 779	97 891
9010100000	App & equipment for automatically develop/expose photographic	1 901	81 505	20 072	232 256
9010501000	App for the projec/draw of circ pattern on sensitized substrates, m	0	12 961	0	114 997
9010509000	Oth app&equip for photograph laboratorie(inc cinematographic); i	0	73	0	2 148
9010601000	Projection screens of 300 inches or more	29 564	242 722	67 366	1 288 955
9010609000	Projection screens of 300 inches or less	23 203	119 984	117 423	470 984
9010901000	Parts& accessores of apparatus& equipments for automatically deve	2	763	8	17 533
9010903000	Parts& acc of app for the projection/drawing of circuit patterns of p	0	16	0	823
9010909000	Parts& accessoris of other apparatus& equipment for photographic	18	12 494	12 591	179 466
9011100000	Stereoscopic microscopes	7 011	18 581	284 275	503 745
9011200000	Oth microscopes for photomicrography, cinephotomicrography or	12 712	34 202	165 349	1 088 228
9011800000	Other optical microscopes	4 615	12 050	844 006	2 401 967
9011900000	Parts and accessories of compound optical microscopes	97	303	9 202	29 923
9012100000	Microscopes oth than optical microscope diffraction apparatus	562	24 686	168 661	1 553 500
9012900000	Parts and accessories for microscope oth than optical microscope	433	1 223	12 808	206 574
9013100000	Telescopic sights for fitting to armsperiscopes, telescopes to part o	442	1 037	539	6 899
9013200000	Lasers, other than laser diodes	3 248	12 098	721 621	3 021 338
9013801000	Optical error verifications& repair app for pcb/pwb&pca	5 040	14 432	195 161	629 168
9013802000	Liquid crystal devices	7 848	48 483	1 242 752	7 638 472
9013809000	Other devices, appliances& instrumentsof other optical appliances	56 857	298 093	948 051	5 260 130
9013901000	Parts & accessories of lasers oth than laser diodes (sub head 90132	76	1 013	3 870	77 833
9013905000	Parts & accessories of liquid crystal devices (sub head 90138020)	0	711	0	22 495
9013906000	Parts & accessories of goods of optical error repair apparatus for p	4	14	766	5 814
9013909000	Parts & accessories of oth than goods of lasers, liquid crystal, oth de	13 112	54 095	505 666	2 566 887
9014100000	Direction finding compasses	3 689	32 879	243 783	1 022 301
9014200000	Instrum& appl for aeronautical/spacenavigation (other than comp	1 940	35 316	293 633	786 227
9014801000	Oth navigation instrum& appl of used on ship work with an automa	6 507	11 607	2 532 618	2 570 914
9014809000	Oth navigation instrum& appl of oth used on ships	3 123	37 913	164 850	2 067 771
9014901000	Parts& acc of navigation instrum& app of on ships, with automatic di	12 046	17 432	1 609 201	1 864 183
9014909000	Parts & accessories of other navigation instruments & appliances	4 143	11 962	232 271	1 727 647
9015101000	Rangefinders of used in photography or cinematography	78	186	654	32 113
9015109000	Rangefinders other than of used in photography or cinematograph	18 062	94 046	60 527	1 013 995
9015200000	Theodolites & tachymeters (tacheometers)	1 532	14 732	71 204	1 361 520
9015300000	Levels [measuring higher of ground]	4 561	41 395	21 086	433 413
9015400000	Photogrammetrical surveying instruments and appliances	2 280	7 179	25 755	381 634
9015801000	Radio sonde and radio wind apparatus	2 710	8 641	19 333	464 597
9015809000	Other instruments& appliances oth than Radio sonde and radio win	19 309	117 627	2 787 515	10 920 739
9015900000	Parts & accessories of surveying instruments & appliances	21 567	155 255	3 147 690	15 849 363
9016000000	Balances of a sensitivity of 5 cg or better, w/without their weights	26 599	97 615	282 476	1 529 331
9017101000	Plotters, drafting tables and machines, whether not automatic	0	23 099	0	186 646
9017109000	Drafting tables and machines, whether not automatic other than pl	629	23 245	23 235	490 559
9017201000	Rulers, drawing, marking out, or mathematical calculating instrumen	49 011	137 196	43 144	244 934
9017203000	App for the project/draw of circ pattern on sens'zed subs's for mfc	50	545	1 180	72 687
9017204000	Photo plotters for the manufacture of pcb/pwb	2	10	2 917	18 275
9017209000	Other drawing, marking-out/mathematical calculating instruments	79 998	362 689	171 477	869 470
9017300000	Micrometers, callipers and gauges	39 940	192 116	1 205 376	5 643 049
9017800000	Oth instruments for measuring length for use in hand, rods and tap	338 713	1 243 500	945 126	3 311 666
9017902000	Parts& acc of app for the project/draw of circ pattern, sens substrat	0	1 839	0	120 756
9017903000	Parts& acc of photo plotters for the manufac of pcb/pwb	398	584	12 867	29 388
9017904000	Parts& accessories, incl printed circuits assemblies of other plotters	41	146	5 714	20 412
9017909000	Parts & accessories of oth instruments for measuring length for use	1 971	36 564	68 292	441 773
9018110000	Electro-cardiographs, used in medical	5 867	11 374	311 740	865 180
9018120000	Ultrasonic scanning apparatus, used in medical	7 164	33 080	1 173 215	5 414 120
9018130000	Magnetic resonance imaging apparatus used in medical	75	48 265	38 747	3 205 134
9018140000	Scintigraphic apparatus used in medical	6	1 280	402	128 432
9018190000	Other electro-diagnostic apparatus used in medical	13 473	56 172	693 395	4 348 245
9018200000	Ultra-violet/infra-red ray apparatus used in medical	2 503	6 498	290 106	641 178
9018311000	Disposable syringes, with or without needles	56 283	593 024	432 350	4 870 030
9018319000	Syringes, with/without needles other than disposable syringes	5 743	46 444	248 099	1 165 470
9018320000	Tubular metal needles and needles for sutures	26 024	180 071	347 601	2 661 819
9018391000	Catheters	28 884	234 701	819 615	6 533 645
9018399000	Cannulae and the like	46 199	183 938	1 031 417	5 136 198

I.3. IM POR M ENURUT KOM ODITI / IM PORT BY HS COM M ODITY

*** MEI / MAY 2014 ***

H S	Uraian Komoditi Commodity Description	Berat Bersih / Net Weight (Kg)		Nilai / Value C.I.F (US\$)	
		Bulan ini Current Month	Kumulatif Cum.Jan. to date	Bulan ini Current Month	Kumulatif Cum.Jan. to date
9018410000	Dental drill eng,whether/ not combined on a single base with oth di	121	365	48 824	80 871
9018490000	Oth instruments and appliances,used in dental sciences	9 940	51 820	92 669	393 690
9018500000	Oth ophthalmic instruments& appliances	4 349	12 965	797 397	3 854 461
9018902000	Intravenous administration set	80 330	521 560	1 097 423	7 190 733
9018903000	Electronic instruments and appliances,used in medical	872 433	3 505 951	2 238 738	15 643 473
9018909000	Other instruments and appliances,used in medical	151 801	1 282 194	4 843 483	28 170 863
9019101000	Electronic,mechano-therapy appliances,massage,psycho aptitude-t	25 477	35 187	242 462	383 143
9019109000	Mechano-therapy appliance massage,psycho aptitude-test appara	42 921	274 110	465 905	2 583 718
9019200000	Ozone therapy,oxygen therapy, aerosoltherapy, artificial respiratic	42 242	716 493	895 142	6 095 933
9020000000	Breath appl,gas masks,excl protec maskshave neither mech part,r	10 607	202 612	366 389	2 638 617
9021100000	Orthopaedic or fracture appliances	25 173	80 900	198 476	942 173
9021210000	Artificial teeth,orthopaedic appliances	0	407	0	84 850
9021290000	Dental fittings,orthopaedic appliances	35	734	12 973	40 804
9021310000	Artificial joints,orthopaedic appliances	325	1 390	211 343	795 428
9021390000	Other artificial parts of the body	290	567	70 998	117 568
9021400000	Hearing aids, excluding parts and accessories	491	10 043	1 767 207	11 810 777
9021500000	Pacemakers for stimulating heart muscles,excluding parts& accesso	0	2	0	7 609
9021900000	Oth appl.which are worn/carried/implan in the body,to compensat	20 742	84 206	12 053 035	42 180 082
9022120000	Computed tomography apparatus	7 921	48 684	725 960	3 769 733
9022130000	X-ray app for dental uses	0	1 761	0	76 659
9022140000	X-ray app for medical,surgical or veterinary uses	16 919	93 476	1 216 611	6 494 973
9022191000	X-ray app for the physical inspection of solder joints on pcb/ pwb as	960	28 888	130 646	1 098 053
9022199000	X-ray For radiografi or radiotherapy apparatus	4	8 867	2 347	426 328
9022290000	Alpha,beta/ gamma radiations,for radiography or radiotherapy app	368	32 065	36 896	4 015 906
9022300000	X-ray tubes	275	1 119	149 077	376 615
9022901000	Parts& acc of x-ray app for the physical inspection of solder joints o	32	1 896	82 963	397 669
9022909000	Part& acc oth of x-ray app for the physical inspection of solder joints	550	7 204	129 830	1 131 227
9023000000	Instruments app& model,for demonstrapurpose(in education/exh	83 730	283 211	645 623	4 336 959
9024101000	Machines& appliances for testing metals,electrically operated	31 527	111 304	894 732	3 641 745
9024102000	Machines& appliances for testing metals,not-electrically operated	17	2 346	3 115	225 942
9024801000	Oth mach& appliances for testing wood,textiles,paper,plastics,elec	25 943	129 815	902 517	5 482 047
9024802000	Oth mach& appliances for testing wood,textiles,paper,plastic,not e	288	5 211	21 233	384 388
9024901000	Parts& acc for elect operated mach& app for test mechanical prop	3 414	17 681	206 936	1 176 918
9024902000	Parts& acc for non elect operated mach& app for test mechan prop	204	811	10 749	77 911
9025110000	Thermometers& pyrometers,liquid filled,for direct reading	10 268	39 457	83 640	315 973
9025191100	Thermometers& pyrometers,elect operated,temperature gauges fr	6 744	45 002	75 526	687 337
9025191900	Thermometers& pyrometers,elect operated,oth temperature gaug	12 775	92 511	813 779	3 459 016
9025192000	Thermometers& pyrometers notelectrically operated	261	11 382	19 849	240 227
9025802000	Oth instruments of oth than thermometers& pyrometers, electrica	20 549	724 123	242 737	4 923 610
9025803000	Oth instruments of oth than thermometers& pyrometers, not elect	5 174	51 446	161 710	606 152
9025901000	Parts& acces of hidrometer,termometer/ similar instrument, electri	6 210	63 329	159 039	1 340 776
9025902000	Parts& acces of hidrometer,termometer/ similar instrument, non el	9 779	32 076	90 947	1 010 772
9026101000	Level gauges for motor vehicles electrically operated	11 424	55 340	255 586	1 508 019
9026102000	Level gauges for motor vehicles not electrically operated	14 512	126 570	415 127	3 024 635
9026103000	Oth measuring/check the flow/ level of liquid, electrically operated	32 741	234 710	2 399 957	10 998 734
9026109000	Oth measuring/check the flow/ level of liquid,not electrically opera	55 524	177 242	1 267 354	5 331 581
9026201000	Pressure gauges for motor vehicles,electrically operated	27 187	226 909	830 835	5 591 721
9026202000	Pressure gauges for motor vehicles, not electrically operated	4 291	42 949	140 013	1 137 127
9026203000	Other measuring/ checking pressure instruments, electrically opera	49 997	262 782	1 678 405	9 267 071
9026204000	Other measuring/ checking pressure instruments,not electrically op	26 278	198 699	493 546	4 671 192
9026801000	Oth instruments/ app for measuring/check the flow/ level/ press,ele	186 269	295 960	1 780 658	8 425 912
9026802000	Oth instruments/ app for measuring/check,flow/ level/ press,not elk	18 361	65 785	261 709	1 582 807
9026901000	Part& acc for electric operate instrument& app,measure/check the	23 497	141 634	1 602 407	8 790 324
9026902000	Part& acc for non electric operate instru& app,measure/check the f	4 335	1 301 191	305 325	13 517 827
9027101000	Gas/ smoke analysis apparatus, electrically operated	7 057	22 766	236 625	1 430 729
9027102000	Gas/ smoke analysis apparatus, not electrically operated	5 822	33 560	941 642	4 064 581
9027201000	Chromatographs& elektroforesis instruments, electrically operate	1 111	2 246	361 702	742 931
9027202000	Chromatographs& elektroforesis instruments,not electrically ope	0	37	0	17 700
9027301000	Spectro/ spectrophotometers& spectrograph use optic radiat,elect	6 157	39 531	690 249	4 994 628
9027302000	Spectro/ spectrophotometers& spectrograph use optic radiat,not e	2 308	9 935	615 758	2 557 085
9027501000	Oth instrum& app using optic radiations(uv, visible, ir),electrically c	8 151	27 617	658 331	4 757 892
9027502000	Oth instrum& app using optic radiations(uv, visible, ir),not electric	2 784	11 584	22 715	994 472
9027801000	Oth instruments& app,exposure meters	6 624	151 711	1 429 112	5 814 130
9027803000	Oth instruments& app oth than exposure meters,electrically operat	4 336	28 313	1 000 469	5 471 494
9027804000	Oth instruments& app oth than exposure meters,not electric opera	1 831	13 301	79 712	709 609
9027901000	Parts& acc incl pca of head 9027,oth than for gas/ smoke analysis ap	275	1 399	61 067	266 557
9027909100	Microtomes, electrically operated	3 763	31 632	50 833	734 406
9027909900	Microtomes,not electrically operated	10 315	32 502	418 636	2 499 326

I.3. IM POR M ENURUT KOM ODITI / IM PORT BY HS COM M ODITY
***** M E/ MAY 2014 *****

H S	Uraian Komoditi Commodity Description	Berat Bersih / Net Weight (Kg)		Nilai / Value C.I.F (US\$)	
		Bulan ini Current Month	Kumulatif Cum..Jan. to date	Bulan ini Current Month	Kumulatif Cum..Jan. to date
9028101000	Gas meters of a kind mounted ingas containers	7 387	67 798	168 199	1 716 732
9028109000	Other gas meters	3 646	60 388	36 799	1 292 377
9028202000	Liquid meters, water meters	31 543	116 580	162 856	886 334
9028209000	Other liquid meters	487	8 539	10 357	225 694
9028301000	Electricity meters,kilowatt hour meters(kwh)	16 853	57 576	579 920	1 857 651
9028309000	Other Electricity meters	9 414	137 104	71 821	4 261 601
9028901000	Part& accessories,water meter housingsor bodies	161 076	557 416	1 078 478	3 891 029
9028909000	Part& accessories,oth water meter housings or bodies	93 053	703 989	1 242 567	11 445 896
9029102000	Taximeters	19	5 018	1 246	21 427
9029109000	Mileometers, pedometers and the like	4 734	52 581	317 352	3 096 469
9029201000	Speedometer for motor vehicles	64 706	293 281	1 104 105	5 259 798
9029202000	Tachometers for motor vehicles	20 394	193 313	561 056	4 393 566
9029209000	Oth speed indicators&tachometers; stroboscopes	96 810	567 348	2 637 586	16 046 305
9029901000	Parts&acc of revolution counter&the likeor of stroboscopes of sub	14 332	93 637	192 793	1 672 685
9029902000	Parts and accessories of othergoods of speed indicators & tachom	176 303	797 755	5 265 733	22 614 847
9030100000	Instruments & apparatus for measuring/ detecting ionising radiatic	2 748	9 771	651 038	901 225
9030200000	Oscilloscope and oscillographs	5 749	36 215	105 469	697 056
9030310000	Multimeters without a recording device	9 529	56 357	132 367	2 040 082
9030320000	Multimeters with a recording device	7 013	22 162	267 928	432 177
9030331000	Instruments and apparatus for measuring/ check voltage without a	3 164	35 946	264 980	2 892 013
9030332000	Impedance-measuring instruments&apparatus designed to provid	1 199	5 966	40 513	264 147
9030333000	Ammeters and voltmeters for motorvehicles without a record dev	14 034	52 432	34 785	178 712
9030339000	Oth instruments&apparatus for measuring/ check voltage without	16 374	120 669	425 849	3 550 433
9030390000	Oth Instruments&apparatus for measuring/ check voltage with a re	5 219	30 411	176 010	1 393 167
9030400000	Other instruments and apparatus,designed for telecommunication	1 873	4 337	160 373	533 364
9030821000	Wafer probers for measuring/ checksemiconductor wafers	5	187	2	19 897
9030829000	Oth instrum& app for measuring/ check semiconductor wafer/ devic	3 444	15 912	672 784	2 515 088
9030841000	Instruments & app with a recording formeasure/ check elect quant	697	12 007	64 448	1 245 797
9030849000	Oth instru&app with a record for measure,check electrical quantiti	9 433	23 551	165 093	669 010
9030891000	Instru&app,w/o recording device for goods other than subheading	352	1 004	62 914	167 303
9030899000	Oth instruments & apparatus,withoutrecording device	41 813	104 657	394 710	1 767 659
9030901000	Parts& accessories incl pca of goodsgoods of subhead 903040 & 90	3 867	25 980	1 127 001	1 723 711
9030903000	Parts& acc of optic instrum& appliance formeasuring/ check pcb/pw	1 324	3 659	650 797	995 746
9030904000	Parts&acc of instrum& app for measure/ check elect quantities on p	918	3 497	79 211	525 935
9030909000	Other parts&accessories ofgoods of head 9030	3 176	1 075 218	454 357	17 425 506
9031101000	Machines for balancing mechanical parts,electrically operated	22 480	223 185	608 449	6 135 282
9031102000	Machines for balancing mechanical parts,not electrically operated	181	17 675	10 797	786 375
9031201000	Test benches, electrically operated	24 624	67 833	452 634	1 984 475
9031202000	Test benches,not electrically operated	2 528	3 663	52 097	139 282
9031410000	Oth optic instrum& appl for inspect semiconduct wafer/ device/phc	9	5 219	12 271	110 136
9031491000	Optic instrum& appl for measur surfaceparticulate contamination,s	48	1 254	32 970	277 228
9031492000	Optical error verification&repair appfor pca/pwb and pca	0	12	0	1 552
9031493000	Optical instrum& appl for measuring/ checking pcb/pwb&pca	256	2 265	32 840	333 438
9031499000	Other optical instruments andappliances for other purposes	11 476	67 339	937 236	5 715 676
9031801000	Cable tester	2 663	15 323	353 624	2 245 980
9031809000	Oth instruments,appliances and machines,other cable tester	130 833	1 122 480	7 766 334	49 441 589
9031901100	Parts&acc incl pca of optical instrum& appl,inspect semicon wafer,	3 138	8 304	103 231	447 631
9031901200	Parts& acc of optic error verific& repairapparatus for pcb/pwb&pca	34	458	29 079	58 884
9031901300	Parts&acc of oth optic instruments& appl,measuring/ chek pcb/pwt	1 885	20 978	88 807	1 094 433
9031901900	Oth parts&acc oth than inspect wafer/ repair/ measure pcb,pwb,pw	19 166	163 353	1 073 277	8 056 577
9031902000	Oth part& acc for measure/ chek instrumentappliance& mach,not e	3 627	11 687	223 371	587 576
9032101000	Thermostats, electrically operated	121 198	650 642	1 454 125	12 154 732
9032102000	Thermostats, not electrically operated	3 303	66 332	109 955	745 842
9032201000	Manostats, electrically operated	1 801	8 101	83 877	473 368
9032202000	Manostats, not electrically operated	2 307	8 780	22 911	125 555
9032810000	Hydraulic or pneumatic	62 734	498 210	789 174	4 193 857
9032891000	Instru&app,automatic data process machfor controll,cargo handlir	125 438	606 945	2 408 360	14 367 973
9032892000	Automatic instrum& app for controllchem/ elec-chem solutions in p	397	11 714	162 321	283 643
9032893100	Automatic regulating voltage units(stabilizers),electrically operate	178 207	467 075	388 674	1 179 711
9032893900	Instrument& apparatus oth than(stabilizers),electrically operated	77 062	404 629	2 864 155	15 254 031
9032899000	Oth automatic regulating/ controllinstrum& app not electrically ope	239 266	1 237 639	8 243 233	59 155 647
9032901000	Parts& accessories of automatic dataprocess mach,cargo handl syt	181	1 063	18 862	95 961
9032902000	Part& acc automatic instr& app, controllchem/ elec-chem solutions	402	768	11 439	19 245
9032903000	Part& acc automatic, regulating/ controllinstruments& apparatus,el	6 016	39 235	363 319	1 241 822
9032909000	Part& acc automatic, regulating/ controllinstruments& apparatus,nc	46 005	300 913	1 882 043	15 240 737
9033001000	Parts&acc for mach,appl,instrum ofchap 90 for electric operated e	66 985	176 346	1 138 714	4 895 300
9033002000	Parts&acc for mach,appl,instrum ofchap 90 for not electric operati	36 893	161 242	907 011	4 083 967
9101110000	Wrist-watch of metal,w/ not stopwatchw/ mech display only,elect	28	659	290 652	569 608

I.3. IM POR M ENURUT KOM ODITI / IM PORT BY HS COM M ODITY
***** MEI / MAY 2014 *****

HS	Uraian Komoditi Commodity Description	Berat Bersih / Net Weight (Kg)		Nilai / Value C.I.F (US\$)	
		Bulan ini Current Month	Kumulatif Cum.Jan. to date	Bulan ini Current Month	Kumulatif Cum.Jan. to date
9101190000	Wrist-watch of metal,w/ not stopwatchoth w/ mech display only,el	215	270	153 653	285 666
9101210000	Oth wrist-watch,whether/not stopwatchw/ automatic winding of r	0	27	0	36 576
9101290000	Oth wrist-watch,whether/not stopwatchoth than automatic windi	386	3 761	3 174	127 962
9101910000	Pocket-watch&oth watch inc stopwatch ofmetal or precious metal	0	861	0	1 361
9101990000	Pocket&oth watch inc stopwatch of metal/of w/ precious metal,n	791	6 298	133 243	408 093
9102110000	Wrist-watch,whether/not stopwatchw/ mech display only,elect op	10 491	74 666	1 068 939	4 409 435
9102120000	Wrist-watch,whether/not stopwatchw/ opto-elect display only,ele	458	1 480	80 055	193 923
9102190000	Wrist-watch,whether/not stopwatchoth than mech&opto,elect op	113 337	567 692	244 423	1 919 532
9102210000	Oth wrist-watch,whether/not stopwatchw/ automatic winding	126	5 681	88 582	675 891
9102290000	Oth wrist-watch,whether/not stopwatchoth than automatic windi	88 337	341 914	1 419 147	4 110 394
9102911000	Stop-watches, electrically operated	873	6 916	7 521	32 632
9102919000	Pocket-watch&oth watch, electricallyoperated	1 001	3 189	25 588	156 665
9102990000	Pocket-watch&oth watch inc stopwatchnot electrically operated	65 808	201 890	1 655 445	5 824 950
9103100000	Clocks with watch movements,excl clocks ofh9104 elect operated	0	498	0	452
9103900000	Clocks with watch movements,excl clocks ofh9104 not elect opera	3 221	46 530	10 788	201 695
9104001000	Instrument panel clocks & clocks ofa similar type, for vehicles	2 313	11 555	109 376	631 498
9104002000	Instrument panel clocks & clocks ofa similar type, for aircraft	0	2	0	1 884
9104003000	Instrument panel clocks & clocks ofa similar type, for vessels	612	875	933	2 059
9104009000	Instrument panel clocks & clocks ofa similar type, for spacecraft	14	412	425	12 838
9105110000	Alarm clocks, electrically operated	638	26 620	6 165	83 827
9105190000	Alarm clocks,not electrically operated	67 023	238 249	140 556	487 060
9105210000	Wall clocks, electrically operated	23 960	110 253	114 455	410 908
9105290000	Wall clocks, not electrically operated	20 940	117 848	79 503	364 671
9105911000	Marine chronometers,electrically operated	0	237	0	867
9105919000	Oth clocks, oth than Marine chronometerselectrically operated	3 325	12 231	6 795	26 115
9105999000	Oth clocks, oth than Marine chronometersnot electrically operate	23 968	58 899	143 222	399 560
9106100000	Time-registers,time-recorders	595	32 825	11 288	332 138
9106901000	Parking meters	21	18 855	48	72 940
9106909000	Oth time of day recording&measuring appoth than parking meter	10 874	68 563	168 637	806 775
9107000000	Time switches with clock/watchmovement/with synchronous mot	21 388	188 928	272 211	1 581 606
9108110000	Watch move comp&assem w/ mechanical display only, electrically	9	23	169	2 656
9108120000	Watch move comp&assem w/opto elect display only, electrically o	0	12	0	6 286
9108190000	Watch move comp&assem oth thanmechanical,opto-elect, elect o	1	35	7	4 324
9108900000	Oth watch movements complete andassembled	883	4 175	1 146	6 543
9109100000	Clock movements,complete andassembled, electrically operated	0	29 066	0	133 376
9109900000	Clock movements,complete andassembled,not electrically operate	5 670	11 663	13 750	33 001
9110110000	Complete movements,unassem/partly assem(movement sets) of \	10 715	60 524	68 353	347 912
9110120000	Incomplete movements, assembled of watches	0	7 003	0	16 231
9110900000	Oth complete watch or clock movements	344	21 376	780	30 187
9111200000	Watch cases of base metal, whether or not gold/silver-plated	28	56	229	543
9111800000	Other watch cases	32	6 165	313	11 709
9111900000	Parts of watch cases	0	183	0	2 829
9112200000	Clock cases and cases of a similartype for other goods of this chapt	11 289	35 358	36 449	97 026
9112900000	Part of clock cases&cases of a similartype for other goods of this cl	2 347	2 382	10 648	12 422
9113100000	Watch straps,bands&bracelets of preciousmetal/of metal clad w/	1 415	4 964	18 450	65 785
9113200000	Watch straps,bands&bracelets of basemetal,whether or not gold/:	71	448	3 013	21 404
9113900000	Oth watch straps,bands&braceletsand parts thereof	3 874	21 053	81 228	236 787
9114100000	Springs, including hair-springsof clock or watch parts	172	562	5 529	32 359
9114300000	Dials of clock or watch parts	1 926	4 317	4 676	10 867
9114400000	Plates and bridges of clock/watch parts	86	707	12 475	43 218
9114900000	Oth clock or watch part oth than spring,hair springs,dials,plate&br	5 269	70 944	9 894	133 683
9201100000	Upright pianos	0	78 928	0	168 972
9201200000	Grand pianos	0	10 850	0	122 159
9201900000	Oth pianos,incl automatic pianosharpnichord&oth keybrd string in:	46 590	119 958	61 808	167 199
9202100000	String musical instrument(violins,harps), played with a bow	1 993	12 931	11 737	225 617
9202900000	Oth string musical instruments(guitars)not played with a bow	18 460	83 596	133 682	1 130 531
9205100000	Brass-wind instruments	1 415	13 803	11 024	145 457
9205901000	Keyboard pipe organ,harmonium&similarkeyboard instruments w/	0	31 375	0	57 595
9205909000	Other wind musical instruments	78 843	375 818	169 304	795 687
9206000000	Percussion musical instruments(exp, drm,xylophones,cymbals,cast	72 939	490 950	361 186	1 747 354
9207100000	Keyboard instruments,oth than accordions	40 299	118 339	270 273	1 208 964
9207900000	Oth musical instruments,the sound isproduced must be amplified,	19 022	125 480	66 758	569 885
9208100000	Musical boxes	8 232	29 372	65 888	256 138
9208901000	Decoy calls,whistles,call horns &othmouth blown sound signalling	114	7 748	448	119 000
9208909000	Fairground,mech street organ,sing bird,musical saw,oth musical in	1 116	16 332	4 906	49 667
9209300000	Musical instrument strings	25 805	99 063	452 181	1 596 672
9209911000	Part&accessories, strung backs,keyboards& metal frames for uprig	181 187	946 843	313 122	1 835 369
9209919000	Other parts and accessories for pianos	500 509	3 198 058	4 503 048	25 024 368

I.3. IMPOR MENURUT KOMODITI / IMPORT BY HS COMMODITY

*** MEI / MAY 2014 ***

HS	Uraian Komoditi Commodity Description	Berat Bersih / Net Weight (Kg)		Nilai / Value C.I.F (US\$)	
		Bulan ini Current Month	Kumulatif Cum.Jan. to date	Bulan ini Current Month	Kumulatif Cum.Jan. to date
9209920000	Parts & accessories for the musical instrument of string musical ins	81 681	407 846	1 259 059	5 728 583
9209940000	Parts&acc,the music instrument of soundof which is prod/ must be	286 771	1 142 220	4 955 414	21 346 303
9209990000	Parts & accessories for oth musical instruments	48 218	267 474	846 710	9 683 246
9301100000	Artillery weapons(guns,howitzer&mortars)	0	183 230	0	76 535 596
9301200000	Rocket launchers;flame-throwers;grenadelaunchers;torpedo tubes&	0	499	0	50 030
9301900000	Oth military weapons,oth than revolvers,pistols & the arms of hea	420	9 070	766 534	7 882 327
9302000000	Revolvers and pistols, other than those of heading 9303/ 9304	2 383	4 970	959 508	3 550 999
9303900000	Oth firearm&similar device which operateby the firing of an explos	99	164	20 569	29 236
9304001000	Air guns,operating at pressureof less than 7 kg	0	50	0	364
9304009000	Oth arms(spring,air/ gas guns&pistols)excluding those of heading 9	222	1 638	23 694	149 701
9305100000	Parts and accessories of revolvers orpistols	2	48	2	28 760
9305200000	Parts and accessories of shotguns orrifles of heading 9303	237	237	13 429	13 429
9305911000	Parts& accessories of military weapons of heading 9301 of leather/	0	9	0	153
9305919000	Parts&acc of military weapons of head 9301,of oth than leath/tex	0	259	0	251 062
9305991900	Part&acc of goods of oth arm of head 93040090 of oth than leathe	598	717	12 654	15 165
9305999900	Parts and accessories of revolver&pistolof heading 9302 of oth lea	1 162	4 023	59 894	444 211
9306210000	Cartridges	21 025	25 371	2 994 279	5 593 924
9306290000	Parts of cartridges, gun pellets	0	12 799	0	95 621
9306302000	Cartridges for riveting/ similar tool/ forcaptive-bolt humane killer&j	0	110	0	11 660
9306309900	Oth cartridges oth than 22 calibrecartridges of oth heading 9302	104	104	2 252	2 252
9306900000	Bombs,grenades,torpedoes,mines,missiles,similar munitions of wa	4 690	38 523	328 945	2 917 584
9401100000	Seats of a kind used for aircraft	0	32 259	0	1 835 549
9401201000	Seats of a kind used for motor vehiclesof heading 8702/ 8703/ 8704	17 794	113 898	241 259	2 213 109
9401209000	Seats of a kind used for motor vehiclesoth than of heading 8702/ 8	6 443	55 401	63 224	488 677
9401300000	Swivel seats with variable heightadjustment	291 512	2 297 929	930 956	6 892 614
9401400000	Seats oth than garden seats/ campingequipment,convertible into	36 613	221 478	114 441	716 523
9401510010	Seat of rattan	0	40	0	2 304
9401590000	Seat of cane,osier or similar material	0	5 018	0	14 947
9401610000	Oth seats,with wooden frames,upholstered	386 908	2 208 791	1 380 116	8 109 043
9401690010	Oth seats,with wooden frames,combinedwith rattan	1 006	2 176	920	8 622
9401690090	Oth seats,with wooden frames,combinedwith other than rattan	21 724	206 130	118 763	852 346
9401710000	Other seats, with metal frames, upholste	699 206	3 332 347	2 044 935	10 233 080
9401790010	Other seats, with metal frames,combinedwith rattan	0	6 254	0	13 913
9401790090	Other seats, with metal frames,combinedwith other than rattan	551 537	2 465 144	1 231 505	5 466 965
9401800000	Oth seats(oth than those of head 9402)	367 709	1 637 665	875 641	6 212 059
9401901000	Parts of aircraft seats (head 94011000)	67 028	153 734	74 315	245 963
9401903100	headrest stiffeners for seats ofsubheading 94012010,	15 608	110 508	161 114	1 155 885
9401903900	Parts of other seats	532 086	4 024 491	4 514 537	32 557 710
9401904000	Parts of seats of subheading 94013000	34 442	320 634	187 715	1 344 506
9401909200	Parts of seats of plastics	374 712	856 423	343 019	820 080
9401909900	Parts of seats of other than plastics	731 686	2 782 179	1 900 831	9 313 690
9402101000	Medis furniture,dentists chair & partsthereof	12 697	104 881	243 903	1 235 983
9402103000	Medis furniture,barbers chairs&similarchairs thereof & thereof	837	88 170	4 740	233 407
9402109000	Other dentists,barbers or similar chairsof medis furniture	33 934	60 019	64 500	422 897
9402901000	Furniture designed for medical,surgical/ veterinary purposes&part	97 356	429 170	655 102	3 642 091
9402909000	Oth furniture designed for medical,surgical/ veterinary purpose&p	25 370	73 784	150 927	571 527
9403100000	Metal furniture of a kind used in office	510 004	2 750 486	944 715	5 407 275
9403201000	Oth metal furniture, fume cupboards	112 489	232 031	120 827	472 872
9403209000	Oth metal furniture, other thanfume cupboards	1 939 906	10 045 683	3 554 505	18 374 662
9403300000	Wooden furniture of a kindused in offices	376 549	2 377 730	613 309	4 013 624
9403400000	Wooden furniture of a kind usedin the kitchen	151 657	786 392	199 503	1 226 864
9403500000	Wooden furniture of a kind usedin the bedroom	717 413	5 485 008	1 019 038	8 590 703
9403601000	Oth wooden furniture,fume cupboard	14	1 162	20	1 681
9403609000	Oth wooden furniture,oth thanfume cupboard	1 066 501	5 779 047	1 752 287	10 290 379
9403701000	Furniture of plastics for baby walker	2 502	86 371	1 216	206 095
9403702000	Furniture of plastics for fume cupboard	309	649	595	3 308
9403709000	Furniture of plastics oth than forbaby walker,fume cupboard	235 411	1 531 523	600 315	3 604 013
9403810010	Bedroom, dining room or living room setsof rattan	0	43	0	2 347
9403810020	Bedroom, dining room or living room setsof bamboo	2 424	17 973	1 464	11 775
9403810090	Other furniture of bamboo or rattan	537	1 050	3 800	6 622
9403891000	Other furniture of other materials,fume cupboards	0	1 310	0	2 074
9403899010	Bedroom, dining room/ livingroom sets of other materials	149 570	294 285	153 675	292 382
9403899020	Oth furniture of a kind used in parks,garden/ vestibules of oth mat	0	1 325	0	2 463
9403899090	Other furniture of cane, osier, bambooor similar materials	13 660	106 289	16 701	158 560
9403901000	Part of baby walkers of furnitureof platic (sub heading 94037010)	1 272	3 174	12 102	37 113
9403909000	Parts of other furniture	777 516	2 021 366	1 370 931	5 085 149
9404100000	Mattress supports	68 032	254 698	86 941	489 549
9404210000	Mattresses of cellular rubber orplastics, whether or not covered	36 347	126 695	116 979	480 975

I.3. IMPOR MENURUT KOMODITI / IMPORT BY HS COMMODITY
***** MEI / MAY 2014 *****

H S	Uraian Komoditi Commodity Description	Berat Bersih / Net Weight (Kg)		Nilai / Value C.I.F (US\$)	
		Bulan ini Current Month	Kumulatif Cum.Jan. to date	Bulan ini Current Month	Kumulatif Cum.Jan. to date
9404291000	Mattress springs of other materials	57 083	367 971	265 474	1 615 194
9404292000	Mattress of hyperthermia orhyphothermia type of oth materials	99	457	166	995
9404299000	Mattress of other materials	245 402	975 524	533 663	1 634 742
9404300000	Sleeping bags	6 357	13 339	54 194	79 980
9404901000	Quilts,bedspreads & mattress protectors	30 242	124 331	91 896	298 118
9404909000	Other articles of bedding&similar furnishing	147 372	386 668	649 738	2 034 776
9405102000	Lamps for operating rooms	0	498	0	29 619
9405103000	Spotlight	42 547	212 536	200 000	958 517
9405104000	Fluorescent lamps and lighting fittings	110 929	807 021	1 127 220	5 491 993
9405109000	Oth chandeliers&oth elec ceiling/ walllighting fitting	152 773	832 941	1 377 478	7 249 227
9405201000	Lamps for operating rooms	3 079	13 850	180 196	702 726
9405209000	Lamps of electric table,desk, bedside/ floor-standing lamps	154 762	721 105	569 466	2 826 102
9405300000	Lighting sets of a kind used forchristmas trees	86	29 098	140	65 369
9405402000	Searchlights	12 530	79 360	37 957	267 200
9405404000	Oth. electr lamps of spotlights	79 523	329 363	614 115	2 347 304
9405405000	Oth electr lamps,of a kind used forlighting public openspace/thoro	222 781	860 831	2 402 578	11 292 076
9405406000	Other exterior lighting	45 846	193 300	220 584	1 112 788
9405407000	Non-flashing aerodrome beacons;lamps forrailwayloc.aircraft,ship	4 462	60 306	42 148	382 891
9405408000	Pilot lamp with fitting for electro-thermic domestic applic of headi	1 021	18 590	28 444	124 316
9405409100	Fibre optic headband lamps of kinddesigned for medical use	94	243	3 467	10 623
9405409900	Other lighting fittings	204 053	778 431	1 374 876	5 932 695
9405501100	Non elect. Lamps of oil-burning, of brasfor religious rites	11 707	26 849	10 031	21 466
9405501900	Other non elect. Lamps of oil-burning	42 453	182 446	82 649	753 704
9405504000	Hurricane lamps	903	8 996	17 549	41 142
9405509010	Non elect lighting fittings of plastics,stone, ceramics, glass	2 105	8 227	17 392	49 420
9405509090	Other non elect lighting fittings	6 334	61 999	15 558	386 826
9405601000	Warning signs, street name signs, road & traffic signs	1 359	11 685	24 380	101 240
9405609000	Others illuminated signs	57 820	210 719	909 472	3 269 023
9405911000	Parts of glass for lamps for operatingroom	0	2	0	20
9405912000	Parts of glass for spotlights	274	329	11 832	12 105
9405914000	Parts of globes and chimneys	0	8 341	0	17 656
9405915000	Parts of glass for searchlights	119	277	4 702	6 917
9405919000	Other parts of glass	92 430	622 336	498 295	2 406 174
9405922000	Parts of plastics for spotlights	7 322	9 918	11 581	17 263
9405929000	Other parts of plastics	22 346	193 997	125 873	1 369 294
9405991000	Parts Lampshades of textile material	1 312	10 423	17 143	83 920
9405992000	Parts Lampshades of other material	18 517	75 864	149 751	515 032
9405993000	Parts of lamp of subheading 9405.50.11or 9405.50.19	1 909	7 995	36 569	1 245 097
9405994000	Parts for searchligts or spotlights	11 333	23 921	19 041	137 717
9405999000	Other parts	155 197	869 596	802 073	3 177 735
9406001100	Greenhouses fitted with mechanical/ thermal equipment of plastic	192	192	1 351	1 351
9406001900	Greenhouses fitted with mechanical/ thermal equipment oth plasti	39 068	328 914	188 400	915 799
9406009200	Other prefabricated buildings of wood	2 520	23 809	42 173	200 941
9406009400	Other prefabricated buildings of iron/steel	1 665 024	7 425 761	4 816 211	18 733 136
9406009500	Oth prefabricated buildings of plastics/ of aluminium	7 050	450 222	52 348	1 894 457
9406009600	Oth prefabricated buildings of concrete/ of artificial stone	0	72	0	176
9406009900	Oth prefabricated buildings oth of wood,iron, plastics, aluminium,	3 178 445	12 772 457	5 314 585	20 832 948
9503001000	Tricycles, scooters, pedal cars andsimilar wheeled toys; dolls carria	0	1 469 408	0	4 631 115
9503002100	Dolls, whether/not dressed	634	226 917	27 574	855 025
9503002200	Garments and garments accessories;footwear and headgear of dol	2 037	11 390	93 663	347 373
9503002900	Other parts and accessories for dolls	4 759	33 506	200 359	617 388
9503003000	Electric trains toys, includ tracks,signals and other accessories ther	1 838	173 455	31 402	904 318
9503004010	Reduces size model aircraft assemblykits, working or not	1	28 928	4	390 824
9503004090	Oth reduced size ("scale") models andsimilar recreational models	95	793 573	15 233	7 866 966
9503005000	Other construction sets & constructionaltoys, of materials other th	2	739	5	5 887
9503006000	Stuffed toys representing animals ornon-human creatures	2 324	61 218	40 605	791 938
9503007000	Puzzles of all kinds	473	29 270	5 680	143 469
9503009100	Numerical/ alphabetical/ animal blocks orcut-out; word builders/ m;	9 658	184 463	88 966	744 413
9503009200	Skipping ropes	1 510	13 560	2 213	53 073
9503009300	Marbles	0	3 449 449	0	907 805
9503009900	Other toys or parts	26 434	4 651 369	478 150	22 388 151
9504202000	Tables for billiards of all kinds	0	11 962	0	16 739
9504203000	Billiard chalks	1 856	7 603	1 772	28 546
9504209000	Oth articles & accessories for billiardsof all kinds	85 791	138 829	94 214	184 440
9504301000	Pintables or slot machines, operated bycoins and by oth means of	1 909	1 909	15 943	15 943
9504302000	Parts of oth games of wood, paper orplastics	0	15	0	479
9504309000	Other games, operated by coins and byoth means of payment	93 745	410 589	591 691	3 069 536
9504400000	Playing cards	415 645	1 989 439	191 371	1 113 879

I.3. IMPOR MENURUT KOMODITI / IMPORT BY HS COMMODITY
***** MEI / MAY 2014 *****

HS	Uraian Komoditi Commodity Description	Berat Bersih / Net Weight (Kg)		Nilai / Value C.I.F (US\$)	
		Bulan ini Current Month	Kumulatif Cum..Jan. to date	Bulan ini Current Month	Kumulatif Cum..Jan. to date
9504500000	Video games consoles and machines,oth than those sub heading 9	20 562	125 453	1 003 287	1 584 198
9504901000	Bowling requisites of all kind	0	275	0	504
9504902000	Darts and parts and accessories therefor	405	585	979	1 306
9504903100	Tables designed fo use with casino game	0	3	0	204
9504903900	Other gambling equipment & paraphernaliaequipment	0	2 172	0	1 576
9504909200	Tables designed for game of wood/plasticnot gambling equipment	0	14 648	0	29 964
9504909300	Tables designed for games not of wood/plastics, not gambling equ	1 571	12 678	8 398	39 778
9504909400	Other table disigned for games of wood/plastics	15 479	31 181	16 528	32 128
9504909900	other table designed for games not wood/plastics	17 910	108 522	66 229	365 393
9505100000	Articles for christmas festivities	37 397	67 808	46 855	124 781
9505900000	Festive,carnival/ oth entertn.articlesincl conjuring tricks & novelty j	24 013	304 982	59 245	746 767
9506190000	Other snow-ski equipment	720	38 967	26 937	178 339
9506210000	Sailboards	1 372	2 734	6 937	13 622
9506290000	Oth water-skis, surf-boards, sailboards& oth water-sport equipme	3 823	76 875	61 641	866 718
9506310000	Golf clubs, complete	3 883	32 382	167 787	2 599 260
9506320000	Balls for golf	1 508	39 858	41 966	676 143
9506390000	Other golf equipment	2 032	15 650	17 207	88 422
9506401000	Tables tennis	135 475	553 537	174 606	1 031 142
9506409000	Oth articles & equip for table-tennis	51 851	184 838	384 835	680 642
9506510000	Lawn-tennis rackets, whether/not strung	2 085	19 010	11 746	345 716
9506590000	Badminton or similar rackets, whether/not strung	102 414	284 390	285 068	896 590
9506610000	Lawn-tennis balls	6 528	39 667	56 569	134 565
9506620000	Inflatable balls	45 810	164 544	364 404	1 496 247
9506690000	Other balls	27 774	90 619	80 950	347 904
9506700000	Ice skates & roller skates, incl skatingboots with skates attached	68 686	147 928	85 622	387 647
9506910000	Artic and equip for general physicsexercise, gymnastics or athletic	743 111	3 460 343	2 471 796	11 683 465
9506990010	Bows and arrows for archery; crossbows	1 361	2 270	18 705	31 221
9506990020	Nets, cricket pads and shin guards	1 247	73 563	7 471	251 981
9506990030	Shuttlecocks	0	23 005	0	103 791
9506990090	Other articles and equipment for generalphysical exercise	71 751	373 474	235 076	2 333 609
9507100000	Fishing rods	55 703	312 578	332 080	1 485 610
9507200000	Fish-hooks, whether/not snelled	57 143	341 179	557 607	2 250 951
9507300000	Fishing reels	54 924	264 444	290 150	989 932
9507900000	Oth fishing rods,hooks/ reels,oth heading92.08/97.05	19 970	70 108	109 386	715 022
9508100000	Travelling circuses and travellingmenageries	0	8 990	0	59 962
9508900000	Roundabouts,swings,shooting galleries&oth fairground amusemer	45 710	316 608	1 198 673	2 539 544
9601901010	Worked mother-of pearl/tortoise- shell &articles of the foregoing	0	147	0	22 765
9601909900	Other ornamental article	12	86	323	3 921
9602001000	Gelatin capsules for pharmaceuticalproducts	8 421	43 729	221 128	1 205 560
9602009000	Oth worked veget/minerl carving material& articles of these mater	658	19 766	3 734	101 994
9603101000	Brushes consisting of twig/oth vegetablematerials bound together	2 812	70 551	24 339	199 939
9603102000	Brooms consisting of twig/oth vegetablematerials bound together	11 143	58 350	17 379	41 330
9603210000	Tooth brushes, incl dental-plate brushes	172 758	703 597	1 442 159	5 697 369
9603290000	Shaving brushes,hair brush,nail brush,eyelash & oth brush for use c	31 504	194 486	237 618	1 007 753
9603300000	Artists' brushes,writing brush & similarbrushes for the application c	55 856	258 341	238 673	1 104 439
9603400000	Paint,distemper, varnish/similar brushes oth than 9603.30; Paint p	323 590	1 571 778	465 616	2 115 061
9603500000	Oth brushes constituting part of machine, appliances or vehicles	23 200	181 128	329 650	1 380 644
9603901000	Prepared knots and tufts for broom orbrush making	24 231	209 294	29 695	308 703
9603902000	Hand-operated mechanical floor sweepers,not motorised	12 953	134 255	44 475	471 990
9603904000	Other brushes	199 785	856 739	274 291	1 739 094
9603909000	Mops and feather dusters; squeegees (oththan roller squeegees)	696 033	3 387 541	1 431 577	7 434 872
9604001000	Hand sieves and hand riddles of metal	88	700	762	11 340
9604009000	Hand sieves and hand riddles of othermaterial	1 201	16 048	16 116	54 199
9605000000	Travel sets for personal toilet, sewingor shoe or clothes cleaning	6 899	28 450	33 163	205 199
9606101000	Press-fasteners, snap-fasteners andpress-studs and part therefor c	15 485	76 851	679 464	1 439 892
9606109000	Press-fasteners, snap-fasteners andpress-studs and part therefor c	80 247	297 576	917 578	4 014 576
9606210000	Buttons of plastics, not covered withtextile material	197 810	859 429	3 384 237	13 968 121
9606220000	Buttons of base metal, not covered withtextile material	130 174	616 391	1 961 873	8 739 128
9606290000	Other buttons	130 279	544 343	1 691 461	6 469 484
9606301000	Button moulds & other parts of buttons;button blanks, of plastics	2 789	16 947	80 742	420 955
9606309000	Button moulds & other parts of buttons;button blanks, of other m.	4 703	38 877	92 183	513 637
9607110000	Slide fasteners fitted with chain scoopsf base metal	174 377	686 881	2 578 514	9 405 653
9607190000	Other slide fasteners	422 114	1 779 811	6 055 957	22 970 330
9607200000	Parts of slide fasteners	354 159	1 559 475	2 702 622	12 010 060
9608101000	Ball point pens of plastics	72 942	327 942	218 164	1 108 684
9608109000	Ball point pens of other materialOth. ball point pens of plastics	263 674	967 296	394 407	1 985 292
9608200000	Felt tipped & other porous-tipped pens and markers	123 178	450 944	283 086	1 105 491
9608301000	Indian ink drawing pens	365	10 674	432	16 154

I.3. IMPOR MENURUT KOMODITI / IMPORT BY HS COMMODITY
***** MEI / MAY 2014 *****

H S	Uraian Komoditi Commodity Description	Berat Bersih / Net Weight (Kg)		Nilai / Value C.I.F (US\$)	
		Bulan ini Current Month	Kumulatif Cum.Jan. to date	Bulan ini Current Month	Kumulatif Cum.Jan. to date
9608309000	Oth fountain pens, stylograph pens and othor pens	198 303	937 357	267 740	1 938 877
9608400000	Propelling or sliding pencils	24 698	129 031	109 695	504 145
9608500000	Sets of articles from two or more of the foregoing subheadings	29 272	86 598	51 528	136 572
9608601000	Refills for ball point pens, comprising the ball point & ink-reservoir (7 180	25 676	32 983	95 272
9608609000	Refills for ball point pens, comprising the ball point & ink-reservoir (20 483	81 543	135 927	662 845
9608919000	Pen nibs and nib points of oth material	22 776	115 769	293 837	1 136 754
9608991000	Duplicating stylos	2 114	3 990	6 675	12 060
9608999100	Parts of ball point pens of plastics	53 269	274 873	125 332	587 537
9608999900	Penholders, pencil-holders & similar holder; parts of ball point of oth	77 902	262 374	549 941	1 733 316
9609101000	Black pencils, with lead encased in a rigid sheath	124 566	575 257	337 521	1 117 460
9609109000	Crayons & oth pencils with lead encased in a rigid sheath	186 494	590 036	396 702	1 517 559
9609200000	Pencil leads, black or coloured	141 504	559 348	757 210	2 944 441
9609901000	Slate pencils for school slates	35 569	51 592	150 405	231 692
9609903000	Pencils & crayons other than those of subheading 9609.10	71 362	379 373	122 409	675 236
9609909100	Writing or drawing chalks	285	4 112	3 999	10 442
9609909900	Pastels, drawing charcoals, tailors' cha and oth pencils	77 531	397 250	141 538	743 630
9610001000	School slates, with writing or drawing surfaces	214	5 008	662	17 515
9610009000	Boards and oth slates, with writing or drawing surfaces	34 576	127 980	54 806	375 444
9611000000	Date, seal/numbering stamps & the like, in the hand operatd; hand	24 039	70 583	72 314	351 124
9612101000	Ribbons of textile fabric	19 076	77 042	345 044	873 668
9612109000	Ribbons of other materials or similar ribbons	94 863	346 804	849 305	4 138 091
9612200000	Ink-pads	15 276	48 875	32 420	90 249
9613101000	Pocket lighters, gas fuelled, non-refillable of plastics	693 930	3 639 966	1 031 430	8 129 160
9613109000	Pocket lighters, gas fuelled, non-refillable of other materials	0	28 300	0	63 320
9613201000	Pocket lighters, gas fuelled, refillable of plastics	118 315	442 672	158 721	788 884
9613209000	Pocket lighters, gas fuelled, refillable of other materials	7 268	11 576	203 169	343 610
9613801000	Piezo-electric lighters for stoves and ranges	19 760	82 903	62 590	320 655
9613809000	Other lighters	2 012	15 741	64 341	503 884
9613901000	Refilled cartridge or oth receptacles part of mechncl lighter, cont li	69	3 385	1 254	61 020
9613909000	Other parts of lighters	99 291	681 675	1 022 130	5 690 927
9614009000	Smoking pipes and cigar or cigarette holder and parts thereof	368	3 396	2 764	32 191
9615112000	Combs, hair-slides and the like of hard rubbers	11 594	45 787	30 504	119 439
9615113000	Combs, hair-slides and the like of plastics	114 834	439 679	159 189	847 610
9615190000	Combs, hair-slides and the like other than hard rubbers or plastics	334 982	1 277 370	580 817	2 234 376
9615901100	Decorative hair pins of aluminium	55	1 112	2 692	10 801
9615901200	Decorative hair pins of iron or steel	940	8 162	24 102	56 437
9615901300	Decorative hair pins of plastics	0	33	0	3 110
9615901900	Other decorative hair pins Oth. decorative hair pins	4 652	19 481	8 653	43 270
9615902100	Parts of combs, hair pins and the like of aluminium	0	396	0	582
9615902200	Parts of combs, hair pins and the like of iron or steel	0	98	0	1 374
9615902300	Parts of combs, hair pins and the like of plastics	0	57	0	1 595
9615902900	Other parts of combs, hair pins, and the like	3	8 449	3	19 068
9615909100	Curling grips, hair-curlers and the like of aluminium	1 890	11 489	88 864	400 962
9615909200	Curling grips, hair-curlers and the like of iron or steel	143	18 189	4 240	74 054
9615909300	Curling grips, hair-curlers and the like of plastics	170	248	1 528	3 740
9615909900	Other curling grips, hair-curlers and the like	20 721	74 455	40 578	192 053
9616101000	Scent sprays and similar toilet sprays	137 925	622 725	1 043 980	4 544 893
9616102000	Mounts and heads of scent sprays and similar toilet sprays	128 743	522 804	628 836	2 814 601
9616200000	Powder-puffs & pads for the application of cosmetics or toilet prep	19 999	189 821	555 944	2 394 182
9617001000	Vacuum flasks and other vacuum vessels	168 787	748 660	614 899	1 974 829
9617002000	Parts of vacuum flasks or vacuum vessels	4	2 859	53	7 694
9618000000	Tailor' dummies, oth lay figure; automata & animated displ. shop w	29 381	99 772	170 637	833 143
9619001100	Disposable sanitary towel, tampon, napkin with an absorbent core of	49 444	160 668	131 177	424 289
9619001900	Oth disposable sanitary towel, tampons, napkins and napkinliners	2 963 421	13 051 033	11 312 790	49 472 288
9619009910	Oth sanitary towel, tampons, napkins, with an absorbent core of w	0	154	0	1 143
9619009990	Oth sanitary towel, tampons, napkins, with an absorbent core of w	884	10 987	2 067	28 933
9701100000	Paintings, drawings and pastels, executed entirely by hand	680	36 643	19 492	526 275
9701900000	Colleges & similar decorative plaques executed entirely by hand	8 668	33 479	221 361	355 110
9702000000	Original engravings, prints & lithographs	231	2 276	1 141	4 705
9703001000	Original sculptures & statuary of metals sculptures and statuary, in a	407	29 016	7 259	82 579
9703002000	Original sculptures & statuary of stone sculptures and statuary, in a	0	81 256	0	139 123
9703003000	Original sculptures & statuary of plastic sculptures and statuary, in a	874	4 463	11 157	39 313
9703004000	Original sculptures & statuary of wood sculptures and statuary, in a	0	6 988	0	5 879
9703005000	Original sculptures & statuary of clay sculptures and statuary, in an	25	1 892	100	3 600
9703009000	Original sculptures & statuary of oth sculptures and statuary, in a	3 292	24 084	8 479	32 246
9704000000	Postage/ revenue stamps, stamp postmark, first-day covers, stamp	0	16	0	1 516
9705000090	Collection and collector's pieces of oth interest	0	4 493	0	10 752
9706000000	Antiques of an age exceeding one hundred years	0	1 648	0	14 831

I.3. IMPOR MENURUT KOMODITI / IMPORT BY HS COMMODITY
***** MEI / MAY 2014 *****

HS	Uraian Komoditi Commodity Description	Berat Bersih / Net Weight (Kg)		Nilai / Value C.I.F (US\$)	
		Bulan ini	Kumulatif	Bulan ini	Kumulatif
		Current Month	Cum.Jan. to date	Current Month	Cum.Jan. to date
9801101000	Sedan of head 8703 with cylinder cap <1500 cc, incompletely knoc	0	52	0	23 748
9801102000	Oth vhcl of head 8703 with (4x2) system incompletely knocked dov	437 489	3 948 941	5 479 650	50 427 234
9801201000	Vhcls of head 8704 with gross weight <=5 ton, incompletely knocke	55 033	338 279	647 022	4 069 386
9801202000	Vhcls of head 8704 with 5 ton < grossweight <= 24 ton, incmpltly k	4 220 544	24 554 352	40 543 800	239 463 445
9801203000	Vhcls of head 8704 with gross weight >24 ton, incmpltly knocked dc	3 323 110	14 943 797	34 543 290	140 073 554
9801302000	Vhcls of head 8702 with 5 tons < grosweight <= 24 ton, incmpltly k	1 134 802	4 094 376	10 473 685	34 606 526
9802100000	Rotary internal/spark-ignition combustcomprsn-ignition pist engin	15 057	135 386	308 207	3 112 277
9802200000	Gear boxes, of incomplete knocked down	43 442	207 934	1 052 742	4 040 681
9802300000	Drive-axles, of incomplete knocked down	57 737	237 077	759 038	2 945 606
9803000000	Blank for motor vehicles component, made from base metal	198 144	3 228 266	913 842	11 360 877
TOTAL IMPORT		12 197 088 101	58 873 457 556	14 770 336 777	74 255 922 189

<http://www.bps.go.id>

I.4. IMPOR MENURUT NEGARA ASAL / IMPORT BY COUNTRY OF ORIGIN
***** MEI/MAY 2014 *****

Country Code	Negara Asal Country of origin	Berat bersih / Net weight (Kg)		Nilai / Value C.I.F (U S \$)	
		Bulan ini Current month	Kumulatif Cum. Jan. to date	Bulan ini Current month	Kumulatif Cum. Jan. to date
111	JP Jepang	330 044 036	1 918 103 330	1 259 358 916	7 167 349 549
112	HK Hongkong	35 543 435	172 294 410	165 673 668	773 540 949
113	KP Korea Utara	108 890	674 209	105 208	658 788
114	KR Korea Selatan	613 078 776	3 378 016 891	893 733 514	4 869 317 297
115	TW Taiwan	132 454 074	689 461 272	312 002 191	1 591 246 133
116	CN Cina	1 241 859 507	6 148 055 952	2 511 008 824	12 528 080 640
117	MN Mongolia	61 921 446	62 065 493	18 924 442	19 162 446
118	MO Macau	68 710	554 944	459 696	3 513 342
120	PG Papua Nugini	1 476 054	8 098 961	2 390 983	11 867 017
121	TH Thailand	739 767 046	3 282 441 888	831 560 449	4 049 934 245
122	SG Singapura	1 411 516 868	8 030 383 191	1 928 610 098	10 705 270 560
123	PH Philipina	33 224 182	141 030 765	44 956 940	289 379 754
124	MY Malaysia	751 213 370	3 690 399 318	860 667 181	4 305 852 530
125	MM Myanmar	12 466 788	56 471 258	17 791 797	69 394 287
126	KH Kamboja	119 900	1 516 826	1 828 824	9 748 574
127	BN Brunei Darussalam	173 099 618	415 346 513	140 569 514	336 914 010
128	LA Laos	490 146	4 975 169	2 671 956	27 907 626
129	NP Nepal	0	6	0	80
130	BT Bhutan	0	1	0	5
131	VN Viet Nam	231 207 573	1 706 111 320	262 954 415	1 433 967 597
133	IN India	616 884 476	2 270 299 232	416 443 614	1 798 788 228
134	PK Pakistan	7 920 708	51 083 445	12 567 805	66 975 463
135	BD Bangladesh	4 567 499	23 632 705	5 824 853	35 790 268
136	LK Srilanka	7 259 150	18 411 120	4 356 826	20 162 175
137	AF Afghanistan	112	18 112	548	35 824
138	ID Indonesia	939 738	10 575 646	5 778 724	75 828 493
141	IQ Irak	114 755	134 994	98 704	325 988
142	IR Iran	5 993 319	24 212 681	3 723 289	16 477 316
143	SA Saudi Arabia	633 905 679	2 523 327 360	565 705 492	2 285 980 049
144	IL Israel	94 331	288 292	1 221 235	5 777 395
145	KW Kuwait	130 971 097	682 483 854	113 079 452	635 690 176
146	JO Jordan	138 887 522	385 581 270	19 678 311	66 300 286
148	LB Lebanon	108 422	1 250 974	455 592	1 011 240
149	PN Palestina	1	9 319	107	105 377
151	YE Yaman	459 335	2 504 425	317 925	1 224 736
152	OM Oman	19 632 663	250 187 464	16 891 293	94 533 009
153	SY Syria	26 090	116 190	201 192	240 534
154	TR Turki	149 330 896	568 639 563	127 060 292	489 716 439
155	AE Uni Emirat Arab	245 445 151	804 055 524	224 790 757	812 368 404
156	QA Qatar	181 487 005	847 417 395	127 400 354	811 051 251
157	BH Bahrain	11 982 575	42 206 330	12 629 364	45 975 075
158	CY Cyprus	586 375	3 910 788	235 433	1 305 916
159	OD Asia Barat Lainnya	0	40 012	0	69 828
211	EG Mesir	153 359 228	496 429 406	22 202 662	65 689 745
212	LY Libya	100	110	10 350	13 050
213	MA Maroko	51 622 454	179 572 094	15 939 129	65 708 134
214	TN Tunisia	1 662 747	5 903 298	4 481 319	10 634 666
215	DZ Aljazair	540 080	336 623 241	118 988	299 128 938
216	SD Sudan	3 278	438 051	13 353	427 177
217	ER Eritrea	0	787	0	15 677
218	LS Lesotho	8 279	37 522	114 293	529 010
219	NA Namibia	34 983	444 656	266 297	447 487
221	ET Ethiopia	1 453 616	9 452 171	1 069 208	7 452 149
222	TZ Tanzania	158 209	3 311 567	362 361	9 884 415
223	MG Madagaskar	1 333 902	1 931 874	756 770	4 052 308
224	SO Somalia	321	702	72 853	76 679
225	KE Kenya	1 055 288	5 680 348	887 396	4 276 193
226	RE Reunion	1 324 342	5 309 448	341 918	1 136 294
227	MZ Mozambique	8 884 456	11 953 822	4 152 528	10 171 991
228	BW Botswana	0	211	0	2 507
229	GQ Equatorial Guinea	1	1	6	6
230	TG Togo	194 720	2 100 699	72 046	1 395 284
231	GH Ghana	900 714	4 574 691	2 385 016	12 807 563

I.4. IM POR M ENURUT NEGARA ASAL / IM PORT BY COUNTRY OF ORIGIN

*** MEI/MAY 2014 ***

Country Code	Negara Asal Country of origin	Berat bersih / Net weight (Kg)		Nilai / Value C.I.F (U S \$)	
		Bulan ini Current month	Kumulatif Cum. Jan. to date	Bulan ini Current month	Kumulatif Cum. Jan. to date
232	LR Liberia	0	2 894	0	26 760
233	GN Guinea	273 669	273 669	543 003	543 003
234	AO Angola	182 952	130 640 033	354 070	105 822 382
235	CG Kongo	369 031	369 062	330 207	362 918
236	CM Kamerun	1 367 601	5 518 300	2 131 875	9 673 912
237	NG Nigeria	257 356 631	1 755 500 548	213 190 615	1 463 536 784
238	SL Sierra Leone	173	2 184	9 228	185 923
239	GA Gabon	31	104 515	2 198	146 438
240	CI Pantai Gading	6 119 526	20 000 364	13 539 261	50 049 240
241	SN Senegal	1 143 448	2 365 809	2 297 528	3 025 810
242	MR Mauritania	43	175	1 332	5 335
243	ML Mali	3 840 497	14 416 682	8 206 283	29 500 061
244	BJ Benin	1 049 317	2 533 243	2 196 221	4 992 596
245	BF Burkina Faso	2 230 853	14 137 164	4 546 497	27 616 418
246	GW Guinea Bissau	0	69	0	7 368
247	GM Gambia	398	548	12 098	14 224
248	VI U.S. Virgin Islands	6	17	601	1 253
249	SC Seychelles	127 450	367 730	162 864	874 076
251	UG Uganda	1 886 176	3 662 289	3 778 774	7 658 488
252	CF Rep Afrika Tengah	249 779	2 288 612	571 889	4 749 592
253	NE Niger	26 559	77 340	18 773	154 866
254	TD Chad	499 741	1 299 811	991 566	2 581 130
255	DJ Djibouti	0	72 000	0	54 720
256	SH Saint Helena	14	304	4 868	16 358
257	ST Sao Tome & Principe	39	358	4 737	20 342
260	SZ Swaziland	14 960	40 637	249 913	1 116 296
261	ZA Afrika Selatan	65 936 195	393 330 217	41 004 761	234 401 618
262	ZW Zimbabwe	59 400	1 620 156	400 752	6 827 512
263	ZM Zambia	200 473	2 986 665	400 908	5 709 680
264	MW Malawi	205 948	772 888	1 242 506	2 831 426
266	BI Burundi	94	20 624	5 008	45 392
267	MU Mauritius	312 312	1 076 761	748 516	2 193 583
268	RW Rwanda	1	1	4	4
298	VG Virgin Islands (British)	114 907	407 132	291 068	627 882
311	AU Australia	885 350 170	4 939 969 992	420 607 302	2 148 714 679
312	NZ Selandia Baru	55 178 319	267 465 808	77 806 242	380 837 405
318	FM Fed. Micronesia	0	610	0	2 456
321	NR Nauru	10	12 605	6 313	63 780
322	NC Kaledonia Baru	124 403	498 490	43 648	254 613
323	NU Niue	0	114	0	3 976
326	VU Vanuatu	0	237 954	0	121 440
331	AS American Samoa	418 177	1 272 162	1 062 580	4 421 871
332	CK Cook Islands	0	69	0	1 327
333	FJ Fiji	286 780	1 698 456	186 190	1 039 187
334	KI Kiribati	0	743	0	3 459
335	MH Marshall Islands	5 000	14 876	15 153	85 297
336	WS Samoa	39 175	234 953	138 440	703 739
337	SB Solomon Islands	85 000	555 005	166 168	1 217 380
338	TO Tonga	0	251	0	1 201
339	TV Tuvalu	0	85	0	1 878
340	CX Christmas Islands	0	31 700 000	0	4 517 250
341	UM U.S Minor Outlying Island	0	10	0	128
342	CC Cocos (Keeling) Islands	244	250	151	475
343	TK Tokelau	0	50	0	184
391	TL East Timor	76 725	286 307	16 080	111 227
411	US Amerika Serikat	581 800 473	3 035 268 632	686 902 821	3 543 741 153
412	CA Kanada	384 071 475	1 540 576 061	172 261 735	703 609 846
421	MX Meksiko	9 238 118	22 562 251	23 441 864	83 109 033
422	GT Guatemala	636	179 377	20 903	130 342
423	HN Honduras	14 876	372 656	44 158	264 679
424	NI Nikaragua	2 679	6 291	37 556	109 591
425	PA Panama	7 670 528	8 844 398	7 371 234	7 831 208
426	CU Kuba	208	35 851	3 677	750 655

I.4. IMPOR MENURUT NEGARA ASAL / IMPORT BY COUNTRY OF ORIGIN

*** MEI/MAY 2014 ***

Country Code	Negara Asal Country of origin	Berat bersih / Net weight (Kg)		Nilai / Value C.I.F (U S \$)	
		Bulan ini Current month	Kumulatif Cum. Jan. to date	Bulan ini Current month	Kumulatif Cum. Jan. to date
427	CB Curacao	0	99	0	945
428	SR Suriname	0	20	0	717
431	CL Chili	15 935 524	73 454 050	36 638 774	117 392 344
432	VE Venezuela	536	2 293	29 797	54 926
433	AR Argentina	298 466 897	739 361 432	163 357 977	443 320 334
434	BR Brazil	312 315 855	1 601 915 676	169 154 835	798 176 270
435	CO Colombia	221 266	943 731	394 998	2 707 248
436	BO Bolivia	0	257	0	9 835
437	UY Uruguay	5 120 632	29 062 595	2 793 006	17 341 414
438	PY Paraguay	5 264 302	53 822 366	3 526 173	32 150 001
441	EC Ekuador	887 740	5 938 728	3 344 182	18 857 264
442	PE Peru	1 014 027	64 824 978	1 551 946	32 983 762
444	TT Trinidad & Tobago	0	273 845	0	440 860
445	BS Bahama	77	77	1 372	1 372
446	JM Jamaica	298 609	566 597	451 049	758 308
447	PR Puerto Rico	4 193	38 466	1 018 918	5 777 415
448	BZ Belize	26 112	227 352	147 347	1 655 569
449	DO Rep Dominica	2 118 923	2 376 204	1 897 362	2 624 345
450	SV El Salvador	20 603	74 137	30 576	100 011
451	CR Costa Rica	3 807	652 837	180 630	1 474 580
452	HT Haiti	36	286	1 685	8 142
453	BB Barbados	12	36	1 522	5 214
454	AG Antigua & Barbuda	96	36 813	1 444	268 930
455	AI Anguilla	101 261	381 122	404 844	1 393 566
456	AW Aruba	0	3	0	565
457	BM Bermuda	0	45 912 251	0	37 598 740
458	CV Cape Verde	4	177	456	2 694
459	KY Cayman Islands	0	705	0	9 569
460	DM Dominica	0	1 312	0	27 063
462	GF French Guiana	0	4	0	236
463	PF French Polynesia	230 270	875 610	39 837	151 481
464	GL Greenland	19 800	19 815	70 011	70 012
465	GD Grenada	0	1 219	0	371 798
467	AN Netherlands Antilles	285	2 271	7 262	497 238
468	NF Norfolk Islands	25	25	2 992	2 992
469	LC Saint Lucia	38	38	2 885	2 885
511	GB Inggris	44 026 290	183 393 188	75 100 472	375 269 925
512	NL Belanda	25 423 298	102 504 051	83 847 511	361 124 607
513	FR Perancis	22 565 134	133 974 852	91 728 932	594 509 259
514	DE Jerman	53 109 407	330 530 800	388 780 749	1 757 694 782
515	AT Austria	3 986 714	17 938 861	28 237 180	156 878 809
516	BE Belgia	17 157 569	112 382 948	45 470 572	255 059 896
517	CH Swiss	2 951 745	11 314 303	41 170 940	240 767 496
518	LU Luksemburg	131 291	942 035	433 839	2 926 243
519	GI Gibraltar	0	1	0	86
520	MC Monaco	1 292	8 185	104 536	257 380
521	DK Denmark	5 860 480	17 316 470	19 216 200	68 457 991
522	NO Norwegia	15 899 668	88 242 022	13 909 279	73 426 185
523	SE Swedia	17 033 224	96 484 776	48 240 995	265 231 645
524	FI Finlandia	5 659 499	25 299 259	28 039 635	297 568 922
525	IE Irlandia	1 938 372	12 103 179	4 900 744	46 925 693
526	IT Italia	42 294 809	131 998 811	157 580 000	742 456 707
527	ES Spanyol	7 610 705	42 289 944	37 857 027	223 270 580
528	PT Portugal	131 815	1 759 393	2 384 737	16 002 102
529	IS Iceland	3 444	397 048	70 833	866 435
531	GR Yunani	8 790 440	40 629 061	6 714 373	41 037 557
532	VA Vatikan	1 128	1 669	23 830	42 912
533	AD Andorra	0	7 768 355	0	8 455 931
534	LI Liechtenstein	1 560	8 732	64 177	279 251
540	CD Democratic Rep. Of The Congo	80 579	504 782	133 141	1 180 111
542	HU Hungaria	175 727	1 887 148	3 573 424	35 682 433
543	PL Polandia	6 580 881	25 035 052	16 257 050	58 210 595
544	RO Rumania	217 728	1 411 074	2 085 907	8 550 757

I.4. IM POR M ENURUT NEGARA ASAL/ *IM PORT BY COUNTRY OF ORIGIN*

*** MEI/MAY 2014 ***

Country Code	Negara Asal Country of origin	Berat bersih / <i>Net weight (Kg)</i>		Nilai / <i>Value C.I.F (U S \$)</i>	
		Bulan ini	Kumulatif	Bulan ini	Kumulatif
		<i>Current month</i>	<i>Cum. Jan. to date</i>	<i>Current month</i>	<i>Cum. Jan. to date</i>
545	BG Bulgaria	5 207 893	23 142 436	3 944 910	18 530 163
547	YU Serbia	0	221	0	941
548	AL Albania	253	251 189	11 481	466 363
549	AM Armenia	15 885	15 910	198 133	199 760
550	AZ Azerbaijan	471 025 340	1 479 956 474	406 570 310	1 248 257 151
551	BY Belarusia	78 028 463	142 230 787	22 295 542	42 590 075
552	KZ Kazakhstan	1 120 293	4 160 306	2 534 079	9 612 645
553	KG Kyrgyzstan	115	98 664	1 415	294 100
554	MD Rep Moldova	500 352	9 364 203	191 956	2 984 634
555	TJ Tajikistan	10	155	1 050	6 024
556	TM Turkmenistan	263	1 360	8 929	43 471
557	UA Ukraina	96 996 926	389 503 992	57 198 983	186 289 336
558	UZ Uzbekistan	50 872	828 832	94 209	4 611 199
559	LT Lithuania	346 016	8 466 625	557 359	4 024 173
560	LV Latvia	503 035	962 365	312 167	837 657
561	EE Estonia	42 903	176 695	188 937	835 712
562	GE Georgia	48 138	315 721	134 327	1 912 896
563	HR Kroasia	322 964	2 769 329	1 136 939	7 518 674
564	BA Bosnia & Herzegovina	125	148 861	9 310	43 666
565	MT Malta	255 468	1 171 620	409 090	1 361 246
566	SK Slovakia	204 255	786 179	1 048 529	4 553 909
567	SI Slovenia	58 724	699 821	600 308	5 147 061
568	CZ Cheska	5 618 113	40 655 215	9 755 198	63 255 768
570	MK Rep Macedonia	30 291	31 574	192 682	271 192
571	FO Faeroe Islands	230	24 540	3 448	161 736
572	RU Fed Russia	196 269 845	1 274 868 375	124 460 217	697 956 079
573	RS Serbia	32 313	96 418	3 151 846	6 071 114
574	ME Montenegro	31	44	1 050	1 488
TOTAL IM PORT		12 197 088 101	58 873 457 556	14 770 336 777	74 255 922 189

I.5. IM POR M ENURUT PROPINSI DAN PELABUHAN BONGKAR
IM PORT BY PROVINCE AND PORT OF IM PORTATION

*** M EI/ M AY 2014 ***

Kode Pelabuhan Bongkar <i>Port of Importation</i>	Berat bersih / <i>Net weight (Kg)</i>		Nilai / <i>Value C.I.F (U S \$)</i>	
	Bulan ini <i>Current month</i>	Kumulatif <i>Cum. Jan. to date</i>	Bulan ini <i>Current month</i>	Kumulatif <i>Cum. Jan. to date</i>
ACEH	32 005 473	70 502 298	3 357 891	17 625 834
104 IDLSW LHOK SEUMAWE	304 965	1 170 397	321 016	4 785 345
110 IDSIN SINABANG	0	770 000	0	542 850
117 IDKRU KRUJENG R. MALAHAYATI	2 524 708	17 287 992	1 451 075	9 534 286
118 IDKLS KUJALA LANGSA	468 800	966 909	745 392	1 537 385
119 IDLHK LHOK NGA	28 707 000	50 307 000	840 408	1 225 968
SUM ATERA UTARA	750 626 841	3 153 886 572	463 014 940	2 127 797 504
002 IDKNO KUALANAMU	149 287	2 022 060	9 117 413	13 686 582
144 IDBLW BELAWAN	695 595 278	2 876 678 596	434 155 592	2 013 908 196
145 IDTJB TANJUNG BALAI ASAHAN	2 157 990	11 052 137	939 449	4 757 419
166 IDMES MEDAN / POLONIA (U)	20 435	190 892	884 012	5 989 481
167 IDMDN MEDAN (PTT)	851	861	5 946	8 197
170 IDKTJ KUJALA TANJUNG	52 703 000	263 942 026	17 912 528	89 447 629
SUM ATERA BARAT	98 791 636	541 636 573	63 972 310	425 845 457
191 IDTBY PADANG/TL.BAYUR	98 791 295	541 635 777	63 965 283	425 769 867
192 IDPDG PADANG / TABING (U)	341	796	7 027	75 590
RIAU	179 227 205	1 066 718 677	110 107 551	745 270 448
225 IDDUM DUMAI	129 971 941	684 624 453	48 480 400	323 875 381
228 IDBLS BENGKALIS	325 159	766 992	160 855	405 334
230 IDSPA SELAT PANJANG	27 445	112 808	23 655	112 870
231 IDSSI SIAK SRI INDRAPURA	0	711 626	0	506 751
233 IDPEK PEKANBARU (RUMBAI)	721 695	3 828 925	693 299	3 729 579
235 IDSJQ SUNGAI GUNTUNG	1 291 436	2 514 210	4 191 722	8 275 936
242 IDTEM TEM BILAHAN	536 772	2 798 225	1 969 175	8 308 706
244 IDRGA RENGAT	0	3 800 260	0	51 043 813
261 IDPKU SIMPANG TIGA (U)	219	8 540	17 179	1 561 997
273 IDPAK PEKAN BARU	6 480 485	30 118 940	15 399 641	77 443 974
277 IDBUN BUATAN	2 619 589	15 998 834	506 989	6 129 581
278 IDPWG PERAWANG, SUMATRA	37 252 464	321 434 864	38 664 636	263 876 526
JAM BI	7 676 498	54 818 688	31 055 115	110 690 085
291 IDKTK KUJALA TUNGKAL	4 160 006	49 175 934	29 034 794	104 936 231
292 IDMSA MUARA SABAK	3 478 048	4 501 309	1 949 795	2 602 636
293 IDDJM JAM BI	38 444	1 141 445	70 526	3 151 218
SUM ATERA SELATAN	70 766 734	299 632 940	38 930 643	157 542 846
334 IDPLM SM . BADARUDDIN (U)	25	673	14 667	206 870
340 IDMRI MUSI RIVER/BOOM BARU	70 766 709	299 632 267	38 915 976	157 335 976
BENGKULU	9 826 139	25 329 143	1 319 910	5 526 239
361 IDBKU BENGKULU	9 826 139	25 329 143	1 319 910	5 526 239
LAMPUNG	345 187 714	1 829 617 412	255 644 134	1 507 012 697
364 IDKTA KOTA AGUNG	90 941 335	675 158 730	77 438 770	659 558 545
395 IDPJG PANJANG	254 246 379	1 154 458 682	178 205 364	847 454 152
KEPULAUAN BANGKA BELITUNG	3 108 555	15 797 540	1 345 310	15 765 229
322 IDBLI BLINJU-BANGKA	0	157 000	0	1 163 934
323 IDPGX PANGKAL BALAM	3 108 030	11 736 704	1 340 585	8 862 921
328 IDTPD TANJUNG PANDAN	525	2 193 263	4 725	4 683 242
339 IDBLJ BELINJU	0	1 710 573	0	1 055 132
KEPULAUAN RIAU	402 873 136	2 206 950 752	845 295 517	4 426 877 745
248 IDTBK TANJUNG BALAI KARIMUN	699 964	32 584 605	1 721 541	84 403 238
249 IDPSS PULAU SAMBU	0	5 098 000	0	61 917 659
250 IDTAN TANJUNG UBAN	160 850 961	877 340 588	182 965 296	892 694 115
251 IDTPN TANJUNG PINANG	598 446	2 834 254	3 730 672	6 406 953
252 IDTER TEREMPA	35 733	6 415 285	1 541 322	70 373 816
256 IDMOR MORO SULIT	24 829	24 829	43 625	43 625
258 IDBTU BATU AMPAR	136 910 661	661 901 554	359 388 959	1 751 732 635
260 IDDAS SINGKEP - DABO	0	163 000	0	850 000
262 IDTNJ KIJANG (U)	1 400	8 087	1 865	11 855

I.5. IM POR MENURUT PROPINSI DAN PELABUHAN BONGKAR
 IM PORT BY PROVINCE AND PORT OF IM PORTATION

*** M EI / M AY 2014 ***

Kode	Pelabuhan Bongkar Port of Importation	Berat bersih / Net weight (Kg)		Nilai / Value C.I.F (U S \$)	
		Bulan ini	Kumulatif	Bulan ini	Kumulatif
		Current month	Cum. Jan. to date	Current month	Cum. Jan. to date
263	IDPAS PASIR PANJANG	0	106 953	0	740 938
265	IDSKP SEKUPANG	26 876 951	140 637 289	214 275 538	1 103 761 817
267	IDKAB KABIL/ PANAU	76 792 089	479 444 736	55 538 506	341 616 060
271	IDBTH HANG NADIM (U)	82 102	391 572	26 088 193	112 325 034
DKI JAKARTA		2 997 893 211	14 579 928 842	6 969 632 675	35 599 662 668
431	IDTPP TANJUNG PRIOK	2 984 067 147	14 501 759 284	6 019 212 306	30 277 278 335
432	IDKLB KALIBARU	0	10 025 432	0	14 735 777
433	IDJKT JAKARTA / PASAR IKAN	4 060 597	19 717 857	12 652 754	74 396 505
434	IDCGK SOEKARNO-HATTA (U)	9 613 598	47 831 456	926 760 899	5 166 553 354
436	IDHLP HALIM PERDANA KUSUMA (U)	151 869	594 813	11 006 716	66 698 697
JAWA BARAT		99 879 943	845 311 106	75 156 951	702 619 823
463	IDCBN CIREBON/ PENGGUNG (U)	14 544 143	73 119 143	3 253 442	11 486 138
466	IDBDO HUSEIN SASTRANEGARA	7 583	165 616	93 351	1 768 196
467	IDBLG BALONGAN	85 313 685	771 993 500	71 778 195	689 288 732
468	IDBND GEDE BAGE-BANDUNG (PTT)	14 532	32 847	31 963	76 757
JAWA TENGAH		1 397 141 696	6 318 094 061	1 392 671 677	6 505 798 452
494	IDTES TANJUNG EMAS	355 069 176	1 669 126 529	488 723 323	2 359 566 724
495	IDCXP CILACAP	1 040 506 038	4 639 683 542	902 345 027	4 135 239 802
496	IDSRG ACHMAD YANI (U)	37 266	157 128	450 974	2 312 849
497	IDSMR SEMARANG (PTT)	1 527 092	9 118 866	1 045 216	8 310 112
498	IDSOC JEBRES/ ADI SUMARMO	2 124	7 996	107 137	368 965
DI YOGYAKARTA		2 054	13 071	33 577	415 972
531	IDJOG ADI SUCIPTO (U)	2 054	13 071	33 577	415 972
JAWA TIM UR		2 406 106 404	12 321 631 609	2 015 976 617	10 474 661 864
561	IDTUB TUBAN	263 937 546	2 014 864 006	259 624 810	1 775 094 826
562	IDGRE GRESIK	505 578 147	2 377 709 174	122 546 377	594 829 790
563	IDTPE TANJUNG PERAK	1 507 228 615	7 259 540 616	1 479 857 187	7 244 173 969
566	IDPRN PANARUKAN	91 055 628	409 073 230	77 973 474	381 762 817
567	IDBJJ BANYUWANGI	37 036 191	254 659 841	34 690 679	249 433 242
587	IDSUB JUANDA (U)-SURABAYA	833 987	4 352 062	39 823 525	224 709 391
588	IDSJR SURABAYA (PTT)	436 290	1 432 680	1 460 565	4 657 829
BANTEN		1 887 010 736	8 755 129 641	1 043 205 267	4 697 176 123
461	IDMRK MERAK	677 004 988	3 466 856 968	496 904 226	2 584 988 725
471	IDTLN TANJUNG LENENG	189 498 830	616 356 881	186 565 186	636 610 951
473	IDCGD CIGADING	1 020 506 918	4 671 915 792	359 735 855	1 475 576 447
BALI		5 394 656	27 355 807	14 441 976	156 251 429
613	IDBOA BENOA/ LOLOAN	869 996	2 391 929	893 709	14 174 626
618	IDCBW CELUKAN BAWANG	4 219 285	23 780 106	4 413 605	109 064 108
620	IDDPS NGURAH RAI (U)	305 375	1 183 772	9 134 662	33 012 695
NUSA TENGGARA BARAT		10 100 729	53 834 955	9 810 601	61 158 783
655	IDBMU BIMA	2 210 087	15 027 851	7 702 906	55 563 159
660	IDLEM LEMBAR	4 976 000	34 206 000	405 544	2 815 215
663	IDBDS BADAS SUMBAWA	0	1 686 462	0	1 078 258
665	IDLKS LOMBOK	2 914 642	2 914 642	1 702 151	1 702 151
NUSA TENGGARA TIM UR		91 725	46 351 598	18 097	12 105 674
686	IDATA ATAPUPU	91 725	192 039	18 097	39 731
693	IDTEN TENAU	0	46 159 559	0	12 065 943
KALIMANTAN BARAT		39 669 905	322 029 801	30 454 038	237 599 721
714	IDPON PONTIANAK	38 700 144	286 200 248	27 211 297	201 944 963
715	IDKTG KETAPANG K. BARAT	0	1 854 000	0	6 010 000
721	IDKDW KENDAWANGAN	969 761	8 854 447	3 242 741	17 996 530
722	IDPNK SUPADIO (U)	0	1 412	0	3 334 900
723	IDTKA TELOK AIR	0	3 433 200	0	815 552
724	IDSTT SINTETE	0	19 496 614	0	4 203 363
726	IDENT ENTIKONG	0	2 189 880	0	3 294 413

I.5. IM POR M ENURUT PROPINSI DAN PELABUHAN BONGKAR
IM PORT BY PROVINCE AND PORT OF IM PORTATION

*** M EI/ M AY 2014 ***

Kode Pelabuhan Bongkar <i>Port of Importation</i>	Berat bersih / <i>Net weight (Kg)</i>		Nilai / <i>Value C.I.F (U S\$)</i>	
	Bulan ini <i>Current month</i>	Kumulatif <i>Cum. Jan. to date</i>	Bulan ini <i>Current month</i>	Kumulatif <i>Cum. Jan. to date</i>
KALIMANTAN TENGAH	3 649 765	19 751 242	1 761 006	43 148 550
742 IDSUK SUKAMARA	0	552 785	0	2 474 178
744 IDKUM KUMAI	1 035 194	3 602 879	597 713	5 308 783
746 IDSMQ SAM PIT	2 614 571	10 090 238	1 163 293	7 713 819
750 IDPPS PULANG PISAU	0	5 505 340	0	27 651 770
KALIMANTAN SELATAN	256 740 263	1 117 027 303	257 330 131	1 129 625 578
771 IDBAN BANJARMASIN	22 587 825	105 786 324	39 986 615	194 731 464
773 IDKTB KOTABARU	234 152 438	1 011 240 700	217 343 516	934 886 391
777 IDBDJ SAM SUDIN NOOR (U)	0	279	0	7 723
KALIMANTAN TIMUR	960 893 151	4 008 349 321	892 284 961	3 812 159 693
803 IDBPP BALIKPAPAN	672 959 831	3 100 153 510	620 485 585	2 909 403 185
805 IDSRD SAMARINDA	50 129 261	223 668 480	59 711 367	266 562 866
806 IDTRD TANJUNG REDEP	0	2 000 000	0	812 000
807 IDTJS TANJUNG SELOR	3 800 000	41 524 743	29 782	965 917
808 IDLIN LINGKAS TARAKAN	15 029 484	90 678 624	165 350	9 543 418
809 IDNNX NUNUKAN	18 521 292	53 355 492	193 517	907 965
812 IDBYQ BUNYU	0	3 500 000	0	29 064
813 IDTSG TANJUNG SANGATA	138 851 093	332 220 283	137 592 657	374 149 806
814 IDBPN SEPIGGAN (U)	211 990	1 201 050	13 116 297	98 256 603
817 IDBTG BONTANG	61 390 200	150 577 298	60 990 406	144 514 404
819 IDJUA JUATA TARAKAN	0	5 507 526	0	67 176
996 IDBEJ BERAU	0	3 962 315	0	6 947 289
SULAWESI UTARA	10 471 179	39 705 252	8 923 011	72 785 641
832 IDAMU AMURANG	0	1 000	0	21 124
835 IDBIT BITUNG	10 469 969	39 691 173	8 837 148	71 184 523
843 IDMDC SAM RATULANGI (U)	1 210	13 079	85 863	1 579 994
SULAWESI TENGAH	0	19 496 109	0	22 958 512
868 IDLUW LUWUK	0	27 975	0	751 125
877 IDPAT PANTOLOAN	0	19 468 134	0	22 207 387
SULAWESI SELATAN	109 177 307	532 969 807	90 833 065	341 393 694
892 IDPAP PARE-PARE	0	8 482 697	0	5 219 566
893 IDUJU UJUNG PANDANG	86 988 294	388 619 695	70 516 822	233 418 563
897 IDMLI MALILI, SULAWESI	22 188 296	135 858 578	20 303 685	99 093 321
904 IDUPG HASANUDDIN (U)	717	8 837	12 558	3 662 244
SULAWESI TENGGARA	30 030 708	164 371 999	27 021 244	179 576 937
921 IDBUW BAU-BAU	24 024 043	156 875 220	25 404 616	170 460 689
922 IDKDR KENDARI	0	999 922	0	641 120
923 IDKOL KOLAKA	6 006 665	6 006 665	1 616 628	1 616 628
925 IDPUM POMALAA	0	490 192	0	6 858 500
GORONTALO	999 922	84 049 844	654 169	44 805 578
841 IDGOR GORONTALO	999 922	84 049 844	654 169	44 805 578
SULAWESI BARAT	1 567 222	1 567 222	4 671 940	4 671 940
899 IDMJU MAMUJU	1 567 222	1 567 222	4 671 940	4 671 940
MALUKU	43 324 649	180 417 482	45 921 598	189 426 739
946 IDAMB AMBON	43 324 649	170 832 380	45 921 598	185 063 084
949 IDLUV TUAL	0	9 585 102	0	4 363 655
MALUKU UTARA	999 922	2 511 381	664 088	2 626 416
941 IDTOB TOBELO	999 922	2 199 890	664 088	1 446 635
962 IDOBI OBI ISLAND	0	311 491	0	1 179 781
PAPUA BARAT	67 264	1 978 497	71 665	3 655 708
971 IDSOR SORONG	67 264	1 977 800	71 665	3 643 696
976 IDFKQ FAK-FAK	0	697	0	12 012

I.5. IM POR MENURUT PROPINSI DAN PELABUHAN BONGKAR
IM PORT BY PROVINCE AND PORT OF IM PORTATION
***** M EI/ M AY 2014 *****

Kode	Pelabuhan Bongkar <i>Port of Importation</i>	Berat bersih / <i>Net weight (Kg)</i>		Nilai / <i>Value C.I.F (U S \$)</i>	
		Bulan ini	Kumulatif	Bulan ini	Kumulatif
		<i>Current month</i>	<i>Cum. Jan. to date</i>	<i>Current month</i>	<i>Cum. Jan. to date</i>
PAPUA		35 785 759	166 691 011	74 755 102	421 682 610
979	IDM KQ MERAUKE	540	540	8 456	8 456
980	IDTIM AMAMAPARE	35 785 219	160 789 623	74 746 646	421 261 744
983	IDDJ JAYAPURA / SENTANI	0	5 900 848	0	412 410
TOTAL IM PORT		12 197 088 101	58 873 457 556	14 770 336 777	74 255 922 189

<http://www.bps.go.id>

**I.6 IM POR KOM ODITI M ENURUT NEGARA ASAL / IM PORT BY COUNTRY OF ORIGIN
DAN LIMA GOLONGAN BARANG (SITC) UTAMA / AND FIVE MAJOR SITC COMMODITY GROUP
** MEI / MAY 2014 ****

Negara Asal/ SITC/ Uraian Golongan Barang <i>Country of Origin/ SITC/ group Description</i>	Berat Bersih / <i>Net Weight (Kg)</i>		Nilai CIF / <i>CIF Value (US\$)</i>	
	Bulan ini <i>Current month</i>	Kumulatif <i>Cum. Jan to date</i>	Bulan ini <i>Current month</i>	Kumulatif <i>Cum. Jan to date</i>
JAPAN				
784 Parts And Accessories Of The Motor Vehicles	5 930 274	39 610 290	77 606 333	501 237 133
782 Motor Vehicle For The Transportation Of Goods	9 794 819	47 038 248	91 574 066	444 532 609
713 Internal Combustion Piston Engines And Parts	4 495 946	27 086 810	56 145 984	338 251 620
673 Flat Rolled Products, Not Clad	61 135 956	379 248 981	47 735 557	295 159 776
781 Passengger Motor Cars	3 190 258	19 050 826	37 689 615	232 223 600
LAINNYA	245 496 783	1 406 068 175	948 607 361	5 355 944 811
SUB TOTAL	330 044 036	1 918 103 330	1 259 358 916	7 167 349 549
HONG KONG				
655 Knitted Or Crocheted Fabrics	2 224 789	9 678 238	18 871 797	83 731 230
652 Cotton Fabrics, Woven	1 691 043	7 711 768	17 767 240	81 120 012
764 Telecommunication Equipments And Parts	464 633	2 662 485	9 875 275	49 153 664
653 Fabrics, Woven, Of Man-made Fibres	967 574	3 011 826	9 641 657	32 016 013
772 Electrical Apparatus For Making And Breaking Electrical Circuits	211 799	883 854	7 148 605	29 444 377
LAINNYA	29 983 597	148 346 239	102 369 094	498 075 653
SUB TOTAL	35 543 435	172 294 410	165 673 668	773 540 949
KOREA, DEM. PEOPLE'S REP.				
641 Papers And Paperboards	107 893	581 524	101 420	535 020
676 Iron/steel Bars, Rods, Angels, Shaped And Sections	979	59 029	2 893	48 942
753 Flat Rolled Products And Alloy Steels	0	32 352	0	28 793
699 Manufactures Of Base Metals	1	809	12	19 132
764 Telecommunication Equipments And Parts	0	217	0	16 608
LAINNYA	17	278	883	10 293
SUB TOTAL	108 890	674 209	105 208	658 788
KOREA, REPUBLIC OF				
334 Petroleum Products, Refined	324 200 755	1 710 980 662	299 338 782	1 572 749 031
673 Flat Rolled Products, Not Clad	68 824 274	375 435 523	47 051 027	263 699 791
655 Knitted Or Crocheted Fabrics	4 133 736	20 407 538	35 993 715	189 478 109
653 Fabrics, Woven, Of Man-made Fibres	1 968 505	9 216 303	25 108 373	117 388 053
232 Synthetic Rubber Latex, Synthetic/ reclaimed Rubber	8 516 030	55 332 961	17 156 427	113 023 699
LAINNYA	205 435 476	1 206 643 904	469 085 190	2 612 978 614
SUB TOTAL	613 078 776	3 378 016 891	893 733 514	4 869 317 297
TAIWAN				
673 Flat Rolled Products, Not Clad	32 881 472	137 251 714	22 457 766	91 317 793
655 Knitted Or Crocheted Fabrics	1 717 291	8 753 193	15 627 967	84 440 207
653 Fabrics, Woven, Of Man-made Fibres	1 302 858	6 892 667	16 310 462	84 245 190
728 Other Machines And Equipment Specialized For Particular Industry	2 061 507	9 683 441	15 571 087	74 882 494
776 Thermionic, Cold Cathode, And Photo Cathode Valves/tubes	37 208	205 256	13 758 752	61 245 429
LAINNYA	94 453 738	526 675 001	228 276 157	1 195 115 020
SUB TOTAL	132 454 074	689 461 272	312 002 191	1 591 246 133
CHINA				
764 Telecommunication Equipments And Parts	7 069 393	32 999 820	312 909 384	1 594 962 687
752 Automatic Data Processing Machines And Their Units	2 249 411	11 529 683	128 907 117	695 332 193
676 Iron/steel Bars, Rods, Angels, Shaped And Sections	111 872 383	581 252 121	68 308 900	353 336 131
778 Electrical Machinery And Apparatus	8 997 449	42 973 683	57 655 447	281 077 733
716 Rotating Electric Plants And Parts	10 787 782	50 277 684	50 320 505	247 807 151
LAINNYA	1 100 883 089	5 429 022 961	1 892 907 471	9 355 564 745
SUB TOTAL	1 241 859 507	6 148 055 952	2 511 008 824	12 528 080 640
MONGOLIA				
793 Ships, Boats, And Floating Structures	61 859 000	61 883 000	18 895 467	19 075 467
278 Other Crude Minerals	60 000	180 000	24 300	73 800
874 Measuring, Checking, Analysing, And Controlling Instrument And Appa	0	4	0	5 431
728 Other Machines And Equipment Specialized For Particular Industry	2 440	2 440	4 600	4 600
694 Nails, Screws, Nuts, Bolts, Rivets Of Iron/ steel Or Copper	0	33	0	1 503
LAINNYA	6	16	75	1 645
SUB TOTAL	61 921 446	62 065 493	18 924 442	19 162 446

**I.6 IM POR KOM ODITI MENURUT NEGARA ASAL / IMPORT BY COUNTRY OF ORIGIN
DAN LIMA GOLONGAN BARANG (SITC) UTAMA / AND FIVE MAJOR SITC COMMODITY GROUP
** MEI / MAY 2014 ****

Negara Asal/ SITC/ Uraian Golongan Barang <i>Country of Origin/ SITC/ group Description</i>	Berat Bersih / <i>Net Weight (Kg)</i>		Nilai CIF / <i>CIF Value (US\$)</i>	
	Bulan ini <i>Current month</i>	Kumulatif <i>Cum. Jan to date</i>	Bulan ini <i>Current month</i>	Kumulatif <i>Cum. Jan to date</i>
MACAU				
682 Copper	46 907	340 026	178 180	1 257 720
652 Cotton Fabrics, Woven	12 701	121 567	109 399	956 241
651 Textile Yarns	1 131	44 135	7 571	301 309
541 Medicinal And Pharmaceutical Products	207	764	62 208	244 227
851 Footwears	1 348	10 484	34 556	190 972
LAINNYA	6 416	37 968	67 782	562 873
SUB TOTAL	68 710	554 944	459 696	3 513 342
PAPUA NEW GUINEA				
072 Cocoa	754 987	3 515 072	2 100 292	10 016 370
282 Waste And Scrap Metal Of Iron/steel	719 229	4 581 257	285 653	1 768 254
223 Oil Seeds Use For Extraction Of Other Fixed Vegetable Oils	0	440	0	61 933
621 Materials Of Rubber	1 824	1 824	4 634	4 634
764 Telecommunication Equipments And Parts	0	1	0	3 954
LAINNYA	14	367	404	11 872
SUB TOTAL	1 476 054	8 098 961	2 390 983	11 867 017
THAILAND				
784 Parts And Accessories Of The Motor Vehicles	7 807 652	41 491 400	72 635 526	392 650 303
061 Sugar, Molasses, And Honey	196 351 330	823 871 050	87 147 534	374 963 672
781 Passenger Motor Cars	6 017 108	31 990 339	62 996 846	333 273 062
713 Internal Combustion Piston Engines And Parts	2 366 628	12 652 830	35 417 080	187 038 953
571 Polymers Of Ethylene In Primary Forms	15 586 251	87 176 092	25 807 565	145 281 635
LAINNYA	511 638 077	2 285 260 177	547 555 898	2 616 726 620
SUB TOTAL	739 767 046	3 282 441 888	831 560 449	4 049 934 245
SINGAPORE				
334 Petroleum Products, Refined	1 006 530 369	6 103 616 309	1 021 486 027	6 240 595 262
511 Hydrocarbon And Their Halogenated, Nitrated Derivatives	61 607 542	322 315 623	78 523 095	427 440 386
776 Thermionic, Cold Cathode, And Photo Cathode Valves/tubes	518 569	3 403 176	56 860 902	249 553 668
772 Electrical Apparatus For Making And Breaking Electrical Circuits	1 139 079	5 570 420	45 240 854	229 834 187
575 Other Plastics In Primary Forms	25 650 337	124 339 205	45 558 832	222 106 170
LAINNYA	316 070 972	1 471 138 458	680 940 388	3 335 740 887
SUB TOTAL	1 411 516 868	8 030 383 191	1 928 610 098	10 705 270 560
PHILIPPINES				
784 Parts And Accessories Of The Motor Vehicles	565 805	3 231 586	6 493 692	39 123 453
726 Printing/book Binding Machinery And Parts	143 014	622 723	3 681 737	23 587 604
752 Automatic Data Processing Machines And Their Units	46 321	231 139	3 081 749	18 730 646
773 Equipment For Distributing Electricity	360 293	1 695 270	2 829 636	13 713 149
764 Telecommunication Equipments And Parts	8 647	48 172	1 675 987	12 587 249
LAINNYA	32 100 102	135 201 875	27 194 139	181 637 653
SUB TOTAL	33 224 182	141 030 765	44 956 940	289 379 754
MALAYSIA				
334 Petroleum Products, Refined	398 434 055	1 698 925 023	404 690 553	1 734 292 983
511 Hydrocarbon And Their Halogenated, Nitrated Derivatives	13 454 133	87 925 799	18 280 772	124 461 946
741 Heating And Cooling Equipments And Parts	1 552 213	10 768 934	11 958 689	121 637 367
333 Petroleum Oil, Crude	0	134 717 189	0	110 528 829
571 Polymers Of Ethylene In Primary Forms	13 159 674	61 428 057	21 222 563	99 346 499
LAINNYA	324 613 295	1 696 634 316	404 514 604	2 115 584 906
SUB TOTAL	751 213 370	3 690 399 318	860 667 181	4 305 852 530
MYANMAR				
054 Vegetables, Fresh, Chilled, Frozen Or Simply Preserved	11 518 448	49 947 912	12 033 778	49 189 838
682 Copper	800 117	2 302 222	5 544 522	16 447 055
042 Rice	0	2 826 000	0	911 622
744 Mechanical Handling Equipments And Parts	0	77 692	0	717 929
695 Tools For Used In The Hand Or In Machines	0	58 835	0	438 947
LAINNYA	148 223	1 258 597	213 497	1 688 896
SUB TOTAL	12 466 788	56 471 258	17 791 797	69 394 287

**I.6 IM POR KOM ODITI M ENURUT NEGARA ASAL / IM PORT BY COUNTRY OF ORIGIN
DAN LIMA GOLONGAN BARANG (SITC) UTAMA / AND FIVE MAJOR SITC COMMODITY GROUP
** MEI / MAY 2014 ****

Negara Asal/ SITC/ Uraian Golongan Barang <i>Country of Origin/ SITC/ group Description</i>	Berat Bersih / <i>Net Weight (Kg)</i>		Nilai CIF / <i>CF Value (US\$)</i>	
	Bulan ini <i>Current month</i>	Kumulatif <i>Cum. Jan to date</i>	Bulan ini <i>Current month</i>	Kumulatif <i>Cum. Jan to date</i>
CAMBODIA				
841 Men's Coats/jackets, Not Knitted	19 872	68 248	576 604	2 139 809
845 Articles Of Apparel	4 580	44 359	202 129	1 344 101
842 Women's Coats/jacket, Not Knitted	28 627	54 801	345 910	1 162 361
793 Ships, Boats, And Floating Structures	0	877 000	0	937 062
844 Women's Coats/jackets, Knitted	3 713	23 630	132 717	780 847
LAINNYA	63 108	448 788	571 464	3 384 394
SUB TOTAL	119 900	1 516 826	1 828 824	9 748 574
BRUNEI DARUSSALAM				
333 Petroleum Oil, Crude	168 645 000	406 774 000	138 781 830	333 466 124
282 Waste And Scrap Metal Of Iron/steel	2 436 840	5 712 830	901 631	2 127 972
512 Alcohols,phenols,phenol-alcohols And Their Halogenated	2 016 661	2 016 661	866 983	866 983
251 Pulp And Waste Paper	0	660 450	0	134 320
641 Papers And Paperboards	0	177	0	98 833
LAINNYA	1 117	182 395	19 070	219 778
SUB TOTAL	173 099 618	415 346 513	140 569 514	336 914 010
LAO PEOPLE'S DEM. REP.				
122 Tobacco, Manufactured	252 450	3 341 250	1 484 777	19 843 952
121 Tobacco, Unmanufactured And Refused	237 600	1 603 800	1 180 396	7 917 784
071 Coffee And Coffee Substitutes	0	18 000	0	83 304
232 Synthetic Rubber Latex, Synthetic/ reclaimed Rubber	0	12 000	0	53 800
695 Tools For Used In The Hand Or In Machines	96	96	6 783	6 783
LAINNYA	0	23	0	2 003
SUB TOTAL	490 146	4 975 169	2 671 956	27 907 626
NEPAL				
656 Tulle,lace,embroidery,ribbons,trimmings And Other Small Wares	0	6	0	80
SUB TOTAL	0	6	0	80
BHUTAN				
749 Non-electric Parts And Accessories Of Machineries	0	1	0	5
SUB TOTAL	0	1	0	5
VIET NAM				
764 Telecommunication Equipments And Parts	492 835	1 691 796	114 779 743	510 001 679
674 Flat Rolled Products, Clad Or Plated	23 175 326	155 729 562	20 411 773	132 869 684
752 Automatic Data Processing Machines And Their Units	142 235	913 796	8 308 077	101 593 044
661 Lime,cement And Fabricated Construction Materials	159 822 446	1 191 387 226	10 843 776	76 620 250
333 Petroleum Oil, Crude	0	79 550 042	0	68 848 491
LAINNYA	47 574 731	276 838 898	108 611 046	544 034 449
SUB TOTAL	231 207 573	1 706 111 320	262 954 415	1 433 967 597
INDIA				
334 Petroleum Products, Refined	57 344 948	177 309 307	62 731 749	197 577 496
044 Maize, Unmilled	262 124 910	656 814 112	66 515 102	163 498 894
511 Hydrocarbon And Their Halogenated, Nitrated Derivatives	13 938 131	103 859 827	17 448 474	140 970 363
222 Oil Seeds Use For Extraction Ofsoft Fixed Vegetable Oils	21 210 811	110 514 530	22 978 057	121 248 454
263 Cotton	3 190 522	49 164 745	6 346 679	94 129 351
LAINNYA	259 075 154	1 172 636 711	240 423 553	1 081 363 670
SUB TOTAL	616 884 476	2 270 299 232	416 443 614	1 798 788 228
PAKISTAN				
263 Cotton	2 825 621	12 432 572	5 451 180	20 721 488
057 Fruit And Nut; Fresh Or Dried	938 855	16 542 499	974 027	16 418 101
611 Leathers	40 639	172 272	1 544 042	6 272 156
652 Cotton Fabrics, Woven	123 395	850 425	782 774	5 404 271
034 Fish, Fresh, Chilled Or Frozen	1 359 600	4 519 960	944 766	3 300 202
LAINNYA	2 632 598	16 565 717	2 871 016	14 859 245
SUB TOTAL	7 920 708	51 083 445	12 567 805	66 975 463

**I.6 IM POR KOM ODITI MENURUT NEGARA ASAL / IMPORT BY COUNTRY OF ORIGIN
DAN LIM A GOLONGAN BARANG (SITC) UTAMA / AND FIVE MAJOR SITC COMMODITY GROUP
** MEI / MAY 2014 ****

Negara Asal/ SITC/ Uraian Golongan Barang <i>Country of Origin/ SITC/ group Description</i>	Berat Bersih / <i>Net Weight (Kg)</i>		Nilai CIF / <i>CIF Value (US\$)</i>	
	Bulan ini <i>Current month</i>	Kumulatif <i>Cum. Jan to date</i>	Bulan ini <i>Current month</i>	Kumulatif <i>Cum. Jan to date</i>
BANGLADESH				
651 Textile Yarns	877 000	9 709 001	822 911	8 310 045
121 Tobacco, Unmanufactured And Refused	0	1 258 013	0	5 260 279
673 Flat Rolled Products, Not Clad	2 887 055	7 165 625	2 120 262	5 112 496
845 Articles Of Apparel	26 396	175 632	836 423	4 683 414
841 Men's Coats/jackets, Not Knitted	13 502	110 976	440 001	3 146 330
LAINNYA	763 546	5 213 458	1 605 256	9 277 704
SUB TOTAL	4 567 499	23 632 705	5 824 853	35 790 268
SRI LANKA				
046 Meal And Flour Of Wheat And Flour Of Meslin	7 099 000	17 018 000	3 034 190	7 354 236
121 Tobacco, Unmanufactured And Refused	0	150 345	0	4 116 786
845 Articles Of Apparel	10 132	59 987	437 437	2 386 952
074 Tea And Mate	11 400	119 701	45 057	989 404
842 Women's Coats/jacket, Not Knitted	1 434	18 722	85 732	827 458
LAINNYA	137 184	1 044 365	754 410	4 487 339
SUB TOTAL	7 259 150	18 411 120	4 356 826	20 162 175
AFGHANISTAN				
057 Fruit And Nut; Fresh Or Dried	0	18 000	0	35 276
899 Other Miscellaneous Manufactured Articles	112	112	548	548
SUB TOTAL	112	18 112	548	35 824
INDONESIA				
851 Footwears	2	700 278	172	8 110 309
762 Radio Broadcast Receivers	517	93 952	14 092	4 796 391
772 Electrical Apparatus For Making And Breaking Electrical Circuits	3 144	113 531	259 533	4 258 420
726 Printing/book Binding Machinery And Parts	5 423	160 359	145 241	4 018 927
775 Household Type, Electrical/non-electrical Equipments	0	211 991	0	3 372 925
LAINNYA	930 652	9 295 535	5 359 686	51 271 521
SUB TOTAL	939 738	10 575 646	5 778 724	75 828 493
IRAQ				
611 Leathers	0	20 085	0	188 730
057 Fruit And Nut; Fresh Or Dried	114 750	114 750	98 685	98 685
695 Tools For Used In The Hand Or In Machines	0	90	0	29 280
694 Nails, Screws, Nuts, Bolts, Rivets Of Iron/steel Or Copper	0	8	0	3 702
874 Measuring, Checking, Analysing, And Controlling Instrument And Appar	0	3	0	3 612
LAINNYA	5	58	19	1 979
SUB TOTAL	114 755	134 994	98 704	325 988
IRAN (ISLAMIC REPUBLIC OF)				
335 Residual Petroleum Products, And Related Materials	4 426 892	10 268 334	2 586 591	6 110 581
512 Alcohols,phenols,phenol-alcohols And Their Halogenated	0	4 667 477	0	2 669 797
057 Fruit And Nut; Fresh Or Dried	254 800	2 777 085	239 040	2 380 713
278 Other Crude Minerals	0	4 062 358	0	2 193 674
074 Tea And Mate	1 290 803	2 022 167	861 765	1 552 162
LAINNYA	20 824	415 260	35 893	1 570 389
SUB TOTAL	5 993 319	24 212 681	3 723 289	16 477 316
SAUDI ARABIA				
333 Petroleum Oil, Crude	501 330 710	1 939 065 120	430 700 786	1 683 723 370
334 Petroleum Products, Refined	80 395 080	134 002 830	76 663 061	135 660 525
511 Hydrocarbon And Their Halogenated, Nitrated Derivatives	10 239 263	83 345 543	13 688 843	116 911 040
342 Liquefied Propane And Butane	0	103 070 070	0	102 853 274
575 Other Plastics In Primary Forms	8 590 710	53 361 253	11 804 233	75 904 523
LAINNYA	33 349 916	210 482 544	32 848 569	170 927 317
SUB TOTAL	633 905 679	2 523 327 360	565 705 492	2 285 980 049
ISRAEL				
695 Tools For Used In The Hand Or In Machines	1 610	8 112	524 580	2 488 963
515 Organo-inorganic And Heterocyclic Compounds	515	1 680	402 934	1 059 750

**I.6 IM POR KOM ODITI M ENURUT NEGARA ASAL / IMPORT BY COUNTRY OF ORIGIN
DAN LIMA GOLONGAN BARANG (SITC) UTAMA / AND FIVE MAJOR SITC COMMODITY GROUP
** MEI / MAY 2014 ****

Negara Asal/ SITC/ Uraian Golongan Barang <i>Country of Origin/ SITC/ group Description</i>	Berat Bersih / <i>Net Weight (Kg)</i>		Nilai CIF / <i>CIF Value (US\$)</i>	
	Bulan ini <i>Current month</i>	Kumulatif <i>Cum. Jan to date</i>	Bulan ini <i>Current month</i>	Kumulatif <i>Cum. Jan to date</i>
533 Pigments, Paints, Varnishes, And Related Materials	2 062	26 568	60 334	649 092
514 Nitrogen-function Compounds	0	530	0	369 950
679 Tubes, Pipes, Hollow Profile, Pipe Fitting Of Iron/steel	263	9 417	17 880	173 726
LAINNYA	89 881	241 985	215 507	1 035 914
SUB TOTAL	94 331	288 292	1 221 235	5 777 395
KUWAIT				
334 Petroleum Products, Refined	93 285 000	559 393 000	84 673 138	512 588 420
511 Hydrocarbon And Their Halogenated, Nitrated Derivatives	10 000 000	49 163 474	12 243 550	64 810 622
512 Alcohols,phenols,phenol-alcohols And Their Halogenated	2 966 990	26 840 759	3 002 594	29 105 428
335 Residual Petroleum Products, And Related Materials	21 999 000	32 199 000	10 301 032	14 952 232
571 Polymers Of Ethylene In Primary Forms	2 425 500	11 737 347	2 594 484	12 771 404
LAINNYA	294 607	3 150 274	264 654	1 462 070
SUB TOTAL	130 971 097	682 483 854	113 079 452	635 690 176
JORDAN				
272 Fertilizers, Crude	134 880 000	313 220 000	18 298 527	43 340 152
562 Fertilizers, Manufactured	3 841 280	71 998 840	1 224 496	22 138 856
591 Disinfectants, Insecticides, And Fungicides Put In Forms	0	28 469	0	307 719
288 Non-ferrous Base Metal Waste And Scraps	18 560	36 660	117 369	143 795
512 Alcohols,phenols,phenol-alcohols And Their Halogenated	0	36 000	0	127 263
LAINNYA	147 682	261 301	37 919	242 501
SUB TOTAL	138 887 522	385 581 270	19 678 311	66 300 286
LEBANON				
892 Printed Matter	65 002	153 512	181 014	468 489
288 Non-ferrous Base Metal Waste And Scraps	43 420	97 920	274 578	354 888
251 Pulp And Waste Paper	0	998 820	0	171 797
073 Chocolate And Other Food Preparations Containing Cocoa	0	722	0	16 066
SUB TOTAL	108 422	1 250 974	455 592	1 011 240
PALESTINA				
057 Fruit And Nut; Fresh Or Dried	0	8 800	0	82 500
772 Electrical Apparatus For Making And Breaking Electrical Circuits	0	290	0	14 177
776 Thermionic, Cold Cathode, And Photo Cathode Valves/tubes	0	147	0	7 269
771 Electric Power Machinery And Parts	0	26	0	1 323
872 Medical Instruments And Appliances	1	1	107	107
LAINNYA	0	55	0	1
SUB TOTAL	1	9 319	107	105 377
YEMEN				
034 Fish, Fresh, Chilled Or Frozen	459 280	1 289 214	317 720	887 729
251 Pulp And Waste Paper	0	1 168 750	0	237 773
685 Lead	0	45 750	0	93 101
893 Article Of Plastics	0	268	0	3 413
821 Furnitures And Parts	0	375	0	2 350
LAINNYA	55	68	205	370
SUB TOTAL	459 335	2 504 425	317 925	1 224 736
OMAN				
511 Hydrocarbon And Their Halogenated, Nitrated Derivatives	9 703 520	54 913 802	11 886 332	68 499 939
512 Alcohols,phenols,phenol-alcohols And Their Halogenated	9 296 963	193 076 514	4 559 677	24 024 156
684 Aluminium	0	513 783	0	1 012 791
034 Fish, Fresh, Chilled Or Frozen	538 300	1 099 900	355 700	706 870
282 Waste And Scrap Metal Of Iron/steel	0	442 570	0	151 907
LAINNYA	93 880	140 895	89 584	137 346
SUB TOTAL	19 632 663	250 187 464	16 891 293	94 533 009
SYRIA ARAB REPUBLIC				
611 Leathers	26 090	26 090	201 192	201 192
075 Spices	0	90 100	0	39 342
SUB TOTAL	26 090	116 190	201 192	240 534

**I.6 IM POR KOM ODITI MENURUT NEGARA ASAL / IMPORT BY COUNTRY OF ORIGIN
DAN LIM A GOLONGAN BARANG (SITC) UTAMA / AND FIVE MAJOR SITC COMMODITY GROUP
** MEI / MAY 2014 ****

Negara Asal/ SITC/ Uraian Golongan Barang Country of Origin/ SITC group Description	Berat Bersih / Net Weight (Kg)		Nilai CIF/ CIF Value (US\$)	
	Bulan ini Current month	Kumulatif Cum. Jan to date	Bulan ini Current month	Kumulatif Cum. Jan to date
TURKEY				
333 Petroleum Oil, Crude	133 034 297	480 781 679	109 702 000	398 369 262
121 Tobacco, Unmanufactured And Refused	416 089	1 793 412	3 659 341	13 250 110
046 Meal And Flour Of Wheat And Flour Of Meslin	6 668 500	36 531 800	2 255 325	12 088 554
523 Metallicsalts And Peroxysalts	2 004 000	12 517 000	1 183 020	7 113 435
842 Women's Coats/jacket, Not Knitted	18 003	79 930	1 077 622	4 419 339
LAINNYA	7 190 007	36 935 742	9 182 984	54 475 739
SUB TOTAL	149 330 896	568 639 563	127 060 292	489 716 439
UNITED ARAB EMIRATES				
342 Liquefied Propane And Butane	138 422 820	533 017 091	118 151 463	508 305 864
334 Petroleum Products, Refined	87 270 702	140 876 121	84 079 270	135 799 402
511 Hydrocarbon And Their Halogenated, Nitrated Derivatives	0	29 380 662	0	42 725 319
684 Alumunium	3 952 021	19 877 995	8 684 014	42 413 271
772 Electrical Apparatus For Making And Breaking Electrical Circuits	10 084	1 167 884	186 884	8 935 002
LAINNYA	15 789 524	79 735 771	13 689 126	74 189 546
SUB TOTAL	245 445 151	804 055 524	224 790 757	812 368 404
QATAR				
342 Liquefied Propane And Butane	90 273 375	552 185 318	76 315 285	535 376 114
334 Petroleum Products, Refined	18 232 821	185 050 052	23 163 535	193 739 961
684 Alumunium	3 835 370	19 125 373	8 852 295	42 041 837
571 Polymers Of Ethylene In Primary Forms	2 116 500	9 356 504	3 210 068	12 823 841
511 Hydrocarbon And Their Halogenated, Nitrated Derivatives	1 490 685	5 740 685	1 922 984	8 195 734
LAINNYA	65 538 254	75 959 463	13 936 187	18 873 764
SUB TOTAL	181 487 005	847 417 395	127 400 354	811 051 251
BAHRAIN				
334 Petroleum Products, Refined	10 803 700	37 052 740	10 460 141	35 441 851
684 Alumunium	943 617	4 713 600	2 025 769	10 108 140
661 Lime,cement And Fabricated Construction Materials	63 601	241 801	41 857	156 042
335 Residual Petroleum Products, And Related Materials	170 500	170 500	97 611	97 611
652 Cotton Fabrics, Woven	0	11 292	0	90 554
LAINNYA	1 157	16 397	3 986	80 877
SUB TOTAL	11 982 575	42 206 330	12 629 364	45 975 075
CYPRUS				
251 Pulp And Waste Paper	502 110	3 453 070	98 916	687 158
287 Ores And Concentrates Of Basemetals	84 000	252 000	132 300	308 744
745 Other Non-electical Machinery, Tools, And Mechanical Apparatus	0	3 312	0	95 727
098 Edible Products And Preparations	0	24 960	0	66 768
575 Other Plastics In Primary Forms	0	23 525	0	40 698
LAINNYA	265	153 921	4 217	106 821
SUB TOTAL	586 375	3 910 788	235 433	1 305 916
OTHER WEST ASIA				
061 Sugar, Molasses, And Honey	0	40 000	0	64 800
743 Pumps, Compressors, Fans, Blowers, Centrifuges, And Parts	0	5	0	2 709
892 Printed Matter	0	3	0	1 783
872 Medical Instruments And Appliances	0	4	0	536
SUB TOTAL	0	40 012	0	69 828
EGYPT				
562 Fertilizers, Manufactured	78 423 560	282 677 325	6 307 786	22 770 934
272 Fertilizers, Crude	42 400 000	165 350 000	4 988 530	19 825 026
057 Fruit And Nut; Fresh Or Dried	3 174 748	11 730 504	3 062 040	10 776 216
061 Sugar, Molasses, And Honey	27 503 102	30 521 102	6 609 357	7 377 957
054 Vegetables, Fresh, Chilled, Frozen Or Simply Preserved	1 152 000	1 755 000	636 030	969 300
LAINNYA	705 818	4 395 475	598 919	3 970 312
SUB TOTAL	153 359 228	496 429 406	22 202 662	65 689 745
LIBYAN ARAB JAM AHIRIYA				
728 Other Machines And Equipment Specialized For Particular Industry	12	18	6 819	7 580
748 Transmission Shafts And Cranks	86	86	3 291	3 291

**I.6 IMPOR KOMODITI MENURUT NEGARA ASAL / IMPORT BY COUNTRY OF ORIGIN
DAN LIMA GOLONGAN BARANG (SITC) UTAMA / AND FIVE MAJOR SITC COMMODITY GROUP
** MEI / MAY 2014 ****

Negara Asal/ SITC/ Uraian Golongan Barang <i>Country of Origin/ SITC/ group Description</i>	Berat Bersih / <i>Net Weight (Kg)</i>		Nilai CIF / <i>CF Value (US\$)</i>	
	Bulan ini <i>Current month</i>	Kumulatif <i>Cum. Jan to date</i>	Bulan ini <i>Current month</i>	Kumulatif <i>Cum. Jan to date</i>
699 Manufactures Of Base Metals	0	2	0	1 611
629 Articles Of Rubbers	0	1	0	311
679 Tubes, Pipes, Hollow Profile, Pipe Fitting Of Iron/steel	2	2	240	240
LAINNYA	0	1	0	17
SUB TOTAL	100	110	10 350	13 050
MOROCCO				
522 Inorganic Chemical Elements, Oxides And Halogen Salts	10 178 529	54 305 019	7 379 434	36 941 365
272 Fertilizers, Crude	41 203 800	124 561 800	5 974 551	18 394 893
842 Women's Coats/jacket, Not Knitted	21 042	92 947	1 453 419	5 970 555
845 Articles Of Apparel	3 846	18 304	242 866	1 036 544
841 Men's Coats/jackets, Not Knitted	2 839	16 090	184 683	992 085
LAINNYA	212 398	577 934	704 176	2 372 692
SUB TOTAL	51 622 454	179 572 094	15 939 129	65 708 134
TUNISIA				
057 Fruit And Nut; Fresh Or Dried	1 265 486	2 275 789	3 943 099	6 895 258
523 Metallicsalts And Peroxysalts	390 000	3 015 000	238 160	1 704 960
772 Electrical Apparatus For Making And Breaking Electrical Circuits	4 018	28 340	107 060	736 390
741 Heating And Cooling Equipments And Parts	0	17 689	0	311 324
842 Women's Coats/jacket, Not Knitted	1 068	3 941	74 431	276 447
LAINNYA	2 175	562 539	118 569	710 287
SUB TOTAL	1 662 747	5 903 298	4 481 319	10 634 666
ALGERIA				
333 Petroleum Oil, Crude	0	333 220 260	0	298 422 103
251 Pulp And Waste Paper	531 680	3 394 580	112 184	700 023
057 Fruit And Nut; Fresh Or Dried	8 400	8 400	6 804	6 804
694 Nails, Screws, Nuts, Bolts, Rivets Of Iron/steel Or Copper	0	1	0	8
SUB TOTAL	540 080	336 623 241	118 988	299 128 938
SUDAN				
222 Oil Seeds Use For Extraction Ofsoft Fixed Vegetable Oils	0	370 000	0	274 750
263 Cotton	0	37 816	0	70 449
273 Stone, Sand And Gravel	3 278	10 766	13 353	47 027
516 Other Organic Chemicals	0	18 800	0	31 772
001 Live Animals Other Than Fish	0	651	0	3 015
LAINNYA	0	18	0	164
SUB TOTAL	3 278	438 051	13 353	427 177
ERITREA				
675 Flat Rolled Products And Alloy Steels	0	112	0	8 485
778 Electrical Machinery And Apparatus	0	672	0	7 140
749 Non-electric Parts And Accessories Of Machineries	0	3	0	52
SUB TOTAL	0	787	0	15 677
LESOTHO				
841 Men's Coats/jackets, Not Knitted	8 279	37 522	114 293	529 010
SUB TOTAL	8 279	37 522	114 293	529 010
NAMIBIA				
036 Crustaceans, Molluscs, And Aquatic Invertebrates	34 983	34 983	266 297	266 297
273 Stone, Sand And Gravel	0	377 250	0	109 403
057 Fruit And Nut; Fresh Or Dried	0	32 400	0	69 358
641 Papers And Paperboards	0	19	0	1 720
746 Ball Or Roller Bearings	0	4	0	709
SUB TOTAL	34 983	444 656	266 297	447 487
ETHIOPIA				
054 Vegetables, Fresh, Chilled, Frozen Or Simply Preserved	1 147 000	6 576 000	874 824	5 273 211
222 Oil Seeds Use For Extraction Ofsoft Fixed Vegetable Oils	210 000	2 404 000	117 835	1 255 610

**I.6 IM POR KOM ODITI MENURUT NEGARA ASAL / IMPORT BY COUNTRY OF ORIGIN
DAN LIMA GOLONGAN BARANG (SITC) UTAMA / AND FIVE MAJOR SITC COMMODITY GROUP
** MEI / MAY 2014 ****

Negara Asal/ SITC/ Uraian Golongan Barang <i>Country of Origin/ SITC/ group Description</i>	Berat Bersih / <i>Net Weight (Kg)</i>		Nilai CIF / <i>CIF Value (US\$)</i>	
	Bulan ini <i>Current month</i>	Kumulatif <i>Cum. Jan to date</i>	Bulan ini <i>Current month</i>	Kumulatif <i>Cum. Jan to date</i>
611 Leathers	616	10 812	33 285	559 294
075 Spices	96 000	452 520	43 264	335 518
071 Coffee And Coffee Substitutes	0	8 513	0	27 157
LAINNYA	0	326	0	1 359
SUB TOTAL	1 453 616	9 452 171	1 069 208	7 452 149
TANZANIA, UNITED REP. OF				
263 Cotton	153 619	2 495 006	314 261	4 931 404
682 Copper	0	449 403	0	3 072 095
121 Tobacco, Unmanufactured And Refused	4 573	264 810	33 441	1 675 917
074 Tea And Mate	0	46 280	0	89 597
265 Vegetable Textile Fibres,raw Or Processed;waste Of These Fibres	0	56 000	0	89 320
LAINNYA	17	68	14 659	26 082
SUB TOTAL	158 209	3 311 567	362 361	9 884 415
MADAGASCAR				
551 Essential Oils, Perfumes, And Flavour Materials	0	160 009	0	2 306 435
075 Spices	1 000	11 500	95 000	663 800
263 Cotton	204 036	204 036	400 342	400 342
841 Men's Coats/jackets, Not Knitted	319	6 541	13 355	195 336
562 Fertilizers, Manufactured	1 079 460	1 079 460	153 283	153 283
LAINNYA	49 087	470 328	94 790	333 112
SUB TOTAL	1 333 902	1 931 874	756 770	4 052 308
SOMALIA				
759 Parts And Accessories For Machine Of Heading 751 Or 752	320	333	72 852	75 922
846 Clothing Accessories Of Textiles Fabrics	0	38	0	750
773 Equipment For Distributing Electricity	0	275	0	5
723 Civil Engineering And Contractor Plants And Equipments/parts	1	56	1	2
SUB TOTAL	321	702	72 853	76 679
KENYA				
074 Tea And Mate	312 736	935 952	730 541	2 313 082
523 Metallicsalts And Peroxysalts	742 500	4 421 282	155 925	902 235
611 Leathers	0	77 459	0	741 116
265 Vegetable Textile Fibres,raw Or Processed;waste Of These Fibres	0	196 000	0	280 140
054 Vegetables, Fresh, Chilled, Frozen Or Simply Preserved	0	42 350	0	29 645
LAINNYA	52	7 305	930	9 975
SUB TOTAL	1 055 288	5 680 348	887 396	4 276 193
REUNION				
251 Pulp And Waste Paper	1 323 688	5 008 616	251 234	938 894
657 Special Yarns,textile Fabrics	564	564	76 371	76 371
579 Waste And Scrap Of Plastics	0	281 460	0	59 107
745 Other Non-electical Machinery, Tools, And Mechanical Apparatus	0	300	0	16 769
592 Starches, Inulin, And Wheat Glutenal Buminoidal Substances; Glues	0	18 000	0	16 200
LAINNYA	90	508	14 313	28 953
SUB TOTAL	1 324 342	5 309 448	341 918	1 136 294
MOZAMBIQUE				
263 Cotton	297 611	3 124 825	558 792	5 817 775
282 Waste And Scrap Metal Of Iron/steel	8 513 000	8 513 000	3 107 245	3 107 245
121 Tobacco, Unmanufactured And Refused	73 845	159 857	486 491	1 073 235
222 Oil Seeds Use For Extraction Ofsoft Fixed Vegetable Oils	0	100 000	0	103 000
265 Vegetable Textile Fibres,raw Or Processed;waste Of These Fibres	0	56 140	0	70 736
SUB TOTAL	8 884 456	11 953 822	4 152 528	10 171 991
BOTSWANA				
658 Made-up Articles, Wholly/ chiefly Of Textile Materials	0	80	0	2 299
655 Knitted Or Crocheted Fabrics	0	115	0	116
656 Tulle,lace,embroidery,ribbons,trimmings And Other Small Wares	0	11	0	65
892 Printed Matter	0	4	0	26
651 Textile Yarns	0	1	0	1
SUB TOTAL	0	211	0	2 507

**I.6 IMPOR KOMODITI MENURUT NEGARA ASAL / IMPORT BY COUNTRY OF ORIGIN
DAN LIMA GOLONGAN BARANG (SITC) UTAMA / AND FIVE MAJOR SITC COMMODITY GROUP
** MEI / MAY 2014 ****

Negara Asal/ SITC/ Uraian Golongan Barang <i>Country of Origin/ SITC/ group Description</i>	Berat Bersih / <i>Net Weight (Kg)</i>		Nilai CIF / <i>CIF Value (US\$)</i>	
	Bulan ini <i>Current month</i>	Kumulatif <i>Cum. Jan to date</i>	Bulan ini <i>Current month</i>	Kumulatif <i>Cum. Jan to date</i>
EQUATORIAL GUINEA				
694 Nails, Screws, Nuts, Bolts, Rivets Of Iron/ steel Or Copper	1	1	6	6
SUB TOTAL	1	1	6	6
TOGO				
263 Cotton	0	423 459	0	776 998
282 Waste And Scrap Metal Of Iron/ steel	194 720	1 677 240	72 046	618 286
SUB TOTAL	194 720	2 100 699	72 046	1 395 284
GHANA				
072 Cocoa	900 714	4 428 315	2 385 016	12 494 747
685 Lead	0	98 520	0	199 010
288 Non-ferrous Base Metal Waste And Scraps	0	40 330	0	63 721
634 Veneers, plywood, improved/ reconstituted Wood Worked	0	7 453	0	46 126
629 Articles Of Rubbers	0	12	0	1 907
LAINNYA	0	61	0	2 052
SUB TOTAL	900 714	4 574 691	2 385 016	12 807 563
LIBERIA				
652 Cotton Fabrics, Woven	0	2 889	0	26 727
892 Printed Matter	0	5	0	33
SUB TOTAL	0	2 894	0	26 760
GUINEA				
263 Cotton	273 669	273 669	543 003	543 003
SUB TOTAL	273 669	273 669	543 003	543 003
ANGOLA				
333 Petroleum Oil, Crude	0	130 424 360	0	105 393 945
684 Aluminium	182 950	215 630	349 435	412 834
773 Equipment For Distributing Electricity	0	23	0	6 893
874 Measuring, Checking, Analysing, And Controlling Instrument And Apparatus	2	3	4 635	6 408
748 Transmission Shafts And Cranks	0	14	0	1 541
LAINNYA	0	3	0	761
SUB TOTAL	182 952	130 640 033	354 070	105 822 382
CONGO				
248 Wood, simply Worked And Railway Sleeper Of Wood	369 031	369 031	330 207	330 207
772 Electrical Apparatus For Making And Breaking Electrical Circuits	0	29	0	32 632
522 Inorganic Chemical Elements, Oxides And Halogen Salts	0	2	0	79
SUB TOTAL	369 031	369 062	330 207	362 918
CAMEROON				
072 Cocoa	644 363	2 067 101	1 061 734	4 832 102
263 Cotton	399 850	2 149 900	811 878	3 818 293
248 Wood, simply Worked And Railway Sleeper Of Wood	323 347	1 227 490	255 254	935 508
247 Wood In The Rough Or Roughly Squared	0	71 808	0	60 401
695 Tools For Used In The Hand Or In Machines	0	180	0	23 246
LAINNYA	41	1 821	3 009	4 362
SUB TOTAL	1 367 601	5 518 300	2 131 875	9 673 912
NIGERIA				
333 Petroleum Oil, Crude	255 899 000	1 661 294 000	210 660 624	1 370 580 360
342 Liquefied Propane And Butane	0	91 075 000	0	87 128 138
263 Cotton	401 452	1 669 322	854 060	2 651 349
072 Cocoa	991 784	991 784	1 202 349	1 202 349
611 Leathers	22 235	109 060	203 776	1 058 103
LAINNYA	42 160	361 382	269 806	916 485
SUB TOTAL	257 356 631	1 755 500 548	213 190 615	1 463 536 784
SIERRA LEONE				
759 Parts And Accessories For Machine Of Heading 751 Or 752	4	768	486	77 790
772 Electrical Apparatus For Making And Breaking Electrical Circuits	0	322	0	63 482

**I.6 IM POR KOM ODITI MENURUT NEGARA ASAL / IMPORT BY COUNTRY OF ORIGIN
DAN LIMA GOLONGAN BARANG (SITC) UTAMA / AND FIVE MAJOR SITC COMMODITY GROUP
** MEI / MAY 2014 ****

Negara Asal/ SITC/ Uraian Golongan Barang <i>Country of Origin/ SITC/ group Description</i>	Berat Bersih / <i>Net Weight (Kg)</i>		Nilai CIF / <i>CIF Value (US\$)</i>	
	Bulan ini <i>Current month</i>	Kumulatif <i>Cum. Jan to date</i>	Bulan ini <i>Current month</i>	Kumulatif <i>Cum. Jan to date</i>
598 Miscellaneous Chemical Products	56	803	2 458	34 772
742 Pumps For Liquid And Parts	94	94	5 008	5 008
112 Alcoholic Beverages	0	152	0	2 277
LAINNYA	19	45	1 276	2 594
SUB TOTAL	173	2 184	9 228	185 923
GABON				
873 Meters And Counters	0	2 010	0	72 976
248 Wood, simply Worked And Railway Sleeper Of Wood	0	102 294	0	60 541
874 Measuring, Checking, Analysing, And Controlling Instrument And Appar	18	112	3	5 671
716 Rotating Electric Plants And Parts	0	27	0	3 172
699 Manufactures Of Base Metals	13	17	2 195	3 117
LAINNYA	0	55	0	961
SUB TOTAL	31	104 515	2 198	146 438
COTE D'IVOIRE				
072 Cocoa	976 827	10 829 664	3 120 571	31 601 154
263 Cotton	5 089 301	9 067 600	10 357 965	18 326 877
248 Wood, simply Worked And Railway Sleeper Of Wood	9 518	59 220	9 723	70 207
057 Fruit And Nut; Fresh Or Dried	34 920	34 920	36 666	36 666
292 Crude Vegetable Materials	8 960	8 960	14 336	14 336
SUB TOTAL	6 119 526	20 000 364	13 539 261	50 049 240
SENEGAL				
263 Cotton	1 143 380	1 292 730	2 292 383	2 592 557
282 Waste And Scrap Metal Of Iron/steel	0	1 071 620	0	409 946
664 Glass	0	1 048	0	9 838
723 Civil Engineering And Contractor Plants And Equipments/parts	67	67	5 098	5 098
272 Fertilizers, Crude	0	183	0	3 045
LAINNYA	1	161	47	5 326
SUB TOTAL	1 143 448	2 365 809	2 297 528	3 025 810
MAURITANIA				
845 Articles Of Apparel	43	174	1 332	5 333
554 Soap, cleansing And Polishing Preparations	0	1	0	2
SUB TOTAL	43	175	1 332	5 335
MALI				
263 Cotton	3 825 608	14 401 279	8 004 017	29 283 649
098 Edible Products And Preparations	14 520	14 520	183 482	183 482
772 Electrical Apparatus For Making And Breaking Electrical Circuits	259	308	12 900	15 367
776 Thermionic, Cold Cathode, And Photo Cathode Valves/tubes	69	121	2 991	5 274
694 Nails, Screws, Nuts, Bolts, Rivets Of Iron/steel Or Copper	0	101	0	3 492
LAINNYA	41	353	2 893	8 797
SUB TOTAL	3 840 497	14 416 682	8 206 283	29 500 061
BENIN				
263 Cotton	1 049 317	2 452 023	2 196 221	4 864 268
288 Non-ferrous Base Metal Waste And Scraps	0	81 220	0	128 328
SUB TOTAL	1 049 317	2 533 243	2 196 221	4 992 596
BURKINA FASO				
263 Cotton	2 230 853	14 137 164	4 546 497	27 616 418
SUB TOTAL	2 230 853	14 137 164	4 546 497	27 616 418
GUINEA BISSAU				
718 Other Power Generating Machines And Parts	0	69	0	7 368
SUB TOTAL	0	69	0	7 368

**I.6 IMPOR KOMODITI MENURUT NEGARA ASAL / IMPORT BY COUNTRY OF ORIGIN
DAN LIMA GOLONGAN BARANG (SITC) UTAMA / AND FIVE MAJOR SITC COMMODITY GROUP
** MEI / MAY 2014 ****

Negara Asal/ SITC/ Uraian Golongan Barang <i>Country of Origin/ SITC/ group Description</i>	Berat Bersih / <i>Net Weight (Kg)</i>		Nilai CIF / <i>CF Value (US\$)</i>	
	Bulan ini <i>Current month</i>	Kumulatif <i>Cum. Jan to date</i>	Bulan ini <i>Current month</i>	Kumulatif <i>Cum. Jan to date</i>
GAMBIA				
874 Measuring, Checking, Analysing, And Controlling Instrument And Appar	381	381	11 762	11 762
743 Pumps, Compressors, Fans, Blowers, Centrifuges, And Parts	17	167	336	2 462
SUB TOTAL	398	548	12 098	14 224
U.S. VIRGIN ISLANDS				
773 Equipment For Distributing Electricity	0	11	0	652
759 Parts And Accessories For Machine Of Heading 751 Or 752	6	6	601	601
SUB TOTAL	6	17	601	1 253
SEYCHELLES				
694 Nails, Screws, Nuts, Bolts, Rivets Of Iron/ steel Or Copper	3	150 828	3	422 164
034 Fish, Fresh, Chilled Or Frozen	127 413	127 413	158 847	158 847
678 Wire Of Iron/ steel	0	36 003	0	140 772
232 Synthetic Rubber Latex, Synthetic/ reclaimed Rubber	0	50 400	0	105 504
597 Additive For Mineral Oils	0	3	0	23 643
LAINNYA	34	3 083	4 014	23 146
SUB TOTAL	127 450	367 730	162 864	874 076
UGANDA				
263 Cotton	1 886 176	3 451 369	3 778 774	6 871 233
611 Leathers	0	69 044	0	644 579
054 Vegetables, Fresh, Chilled, Frozen Or Simply Preserved	0	92 075	0	64 453
121 Tobacco, Unmanufactured And Refused	0	4 800	0	48 235
247 Wood In The Rough Or Roughly Squared	0	45 000	0	29 945
LAINNYA	0	1	0	43
SUB TOTAL	1 886 176	3 662 289	3 778 774	7 658 488
CENTRAL AFRICAN REPUBLIC				
263 Cotton	249 779	2 246 385	571 889	4 705 022
248 Wood, simply Worked And Railway Sleeper Of Wood	0	42 067	0	43 658
679 Tubes, Pipes, Hollow Profile, Pipe Fitting Of Iron/ steel	0	158	0	868
892 Printed Matter	0	2	0	44
SUB TOTAL	249 779	2 288 612	571 889	4 749 592
NIGER				
718 Other Power Generating Machines And Parts	0	8 582	0	20 360
778 Electrical Machinery And Apparatus	0	8 099	0	19 235
773 Equipment For Distributing Electricity	0	7 983	0	18 860
634 Veneers, plywood, improved/ reconstituted Wood Worked	26 507	26 507	17 524	17 524
744 Mechanical Handling Equipments And Parts	0	5 754	0	13 594
LAINNYA	52	20 415	1 249	65 293
SUB TOTAL	26 559	77 340	18 773	154 866
CHAD				
263 Cotton	499 741	1 297 811	991 566	2 575 330
292 Crude Vegetable Materials	0	2 000	0	5 800
SUB TOTAL	499 741	1 299 811	991 566	2 581 130
DJIBOUTI				
054 Vegetables, Fresh, Chilled, Frozen Or Simply Preserved	0	72 000	0	54 720
SUB TOTAL	0	72 000	0	54 720
SAINT HELENA				
812 Sanitary, Plumbing, Heating, And Lighting Fixtures/ fittings	0	105	0	6 514
629 Articles Of Rubbers	7	7	4 866	4 866
723 Civil Engineering And Contractor Plants And Equipments/ parts	0	74	0	2 001

**I.6 IM POR KOM ODITI MENURUT NEGARA ASAL / IMPORT BY COUNTRY OF ORIGIN
DAN LIMA GOLONGAN BARANG (SITC) UTAMA / AND FIVE MAJOR SITC COMMODITY GROUP
** MEI / MAY 2014 ****

Negara Asal/ SITC/ Uraian Golongan Barang <i>Country of Origin/ SITC/ group Description</i>	Berat Bersih / <i>Net Weight (Kg)</i>		Nilai CIF / <i>CIF Value (US\$)</i>	
	Bulan ini <i>Current month</i>	Kumulatif <i>Cum. Jan to date</i>	Bulan ini <i>Current month</i>	Kumulatif <i>Cum. Jan to date</i>
598 Miscellaneous Chemical Products	0	35	0	1 730
742 Pumps For Liquid And Parts	7	14	2	632
LAINNYA	0	69	0	615
SUB TOTAL	14	304	4 868	16 358
SAO TOME AND PRINCIPE				
728 Other Machines And Equipment Specialized For Particular Industry	0	1	0	8 514
759 Parts And Accessories For Machine Of Heading 751 Or 752	39	40	4 737	5 079
718 Other Power Generating Machines And Parts	0	177	0	3 532
531 Synthetic Organic; Colouring Matter	0	94	0	1 702
694 Nails, Screws, Nuts, Bolts, Rivets Of Iron/steel Or Copper	0	7	0	630
LAINNYA	0	39	0	885
SUB TOTAL	39	358	4 737	20 342
SWAZILAND				
899 Other Miscellaneous Manufactured Articles	0	56	0	123 828
728 Other Machines And Equipment Specialized For Particular Industry	22	276	4 673	102 917
771 Electric Power Machinery And Parts	970	2 057	42 899	102 588
061 Sugar, Molasses, And Honey	10 400	31 200	24 353	73 059
772 Electrical Apparatus For Making And Breaking Electrical Circuits	74	456	25 346	68 749
LAINNYA	3 494	6 592	152 642	645 155
SUB TOTAL	14 960	40 637	249 913	1 116 296
SOUTH AFRICA				
251 Pulp And Waste Paper	16 496 083	79 683 807	13 900 583	66 512 635
282 Waste And Scrap Metal Of Iron/steel	32 601 458	133 348 606	12 093 044	49 894 002
061 Sugar, Molasses, And Honey	0	82 560 000	0	36 117 068
522 Inorganic Chemical Elements, Oxides And Halogen Salts	10 021 142	35 260 354	7 616 068	25 306 251
684 Aluminium	701 890	4 748 133	1 501 806	9 731 589
LAINNYA	6 115 622	57 729 317	5 893 260	46 840 073
SUB TOTAL	65 936 195	393 330 217	41 004 761	234 401 618
ZIMBABWE				
121 Tobacco, Unmanufactured And Refused	59 400	913 350	400 752	5 397 903
263 Cotton	0	706 806	0	1 429 609
SUB TOTAL	59 400	1 620 156	400 752	6 827 512
ZAMBIA				
263 Cotton	200 473	2 984 353	400 908	5 692 276
121 Tobacco, Unmanufactured And Refused	0	2 312	0	17 404
SUB TOTAL	200 473	2 986 665	400 908	5 709 680
MALAWI				
121 Tobacco, Unmanufactured And Refused	177 948	331 996	1 208 486	2 028 120
263 Cotton	0	256 433	0	519 024
074 Tea And Mate	0	116 481	0	198 021
075 Spices	28 000	67 975	34 020	86 259
874 Measuring, Checking, Analysing, And Controlling Instrument And Appar	0	3	0	2
SUB TOTAL	205 948	772 888	1 242 506	2 831 426
BURUNDI				
263 Cotton	0	20 468	0	39 258
694 Nails, Screws, Nuts, Bolts, Rivets Of Iron/steel Or Copper	94	94	5 008	5 008
695 Tools For Used In The Hand Or In Machines	0	62	0	1 126
SUB TOTAL	94	20 624	5 008	45 392
MAURITIUS				
335 Residual Petroleum Products, And Related Materials	106 000	228 500	396 500	846 075
776 Thermionic, Cold Cathode, And Photo Cathode Valves/tubes	177	513	143 042	439 093
845 Articles Of Apparel	1 906	7 662	92 135	351 202

**I.6 IM POR KOM ODITI M ENURUT NEGARA ASAL / IMPORT BY COUNTRY OF ORIGIN
DAN LIMA GOLONGAN BARANG (SITC) UTAMA / AND FIVE MAJOR SITC COMMODITY GROUP
** MEI / MAY 2014 ****

Negara Asal/ SITC/ Uraian Golongan Barang <i>Country of Origin/ SITC/ group Description</i>	Berat Bersih / <i>Net Weight (Kg)</i>		Nilai CIF / <i>CF Value (US\$)</i>	
	Bulan ini <i>Current month</i>	Kumulatif <i>Cum. Jan to date</i>	Bulan ini <i>Current month</i>	Kumulatif <i>Cum. Jan to date</i>
282 Waste And Scrap Metal Of Iron/steel	190 005	757 475	70 302	285 336
844 Women's Coats/jackets, Knitted	303	1 859	14 842	90 290
LAINNYA	13 921	80 752	31 695	181 587
SUB TOTAL	312 312	1 076 761	748 516	2 193 583
RWANDA				
759 Parts And Accessories For Machine Of Heading 751 Or 752	1	1	4	4
SUB TOTAL	1	1	4	4
VIRGIN ISLANDS (BRITISH)				
682 Copper	50 903	50 903	229 064	229 064
641 Papers And Paperboards	62 729	277 050	49 242	212 853
231 Natural Rubber Latex;natural Rubber And Similar Natural Gums	0	57 600	0	121 824
531 Synthetic Organic; Colouring Matter	0	18 680	0	30 502
657 Special Yarns,textile Fabrics	1 002	1 394	9 922	14 133
LAINNYA	273	1 505	2 840	19 506
SUB TOTAL	114 907	407 132	291 068	627 882
AUSTRALIA				
041 Wheat And Meslin, Unmilled	306 346 060	1 749 827 886	96 153 099	561 409 484
001 Live Animals Other Than Fish	24 107 528	95 883 754	66 656 930	267 832 189
011 Meat Of Bovine Animals Fresh, Chilled Or Frozen	5 523 685	23 339 715	26 040 821	107 167 685
321 Coals, Pulverized Or Not	156 392 000	702 558 144	19 766 390	102 501 455
061 Sugar, Molasses, And Honey	72 672 252	219 239 777	32 289 460	101 623 432
LAINNYA	320 308 645	2 149 120 716	179 700 602	1 008 180 434
SUB TOTAL	885 350 170	4 939 969 992	420 607 302	2 148 714 679
NEW ZEALAND				
022 Milk,cream, And Milk Products Other Than Butter Or Cheese	4 678 882	23 660 027	22 937 318	119 200 023
251 Pulp And Waste Paper	19 315 345	111 096 058	6 088 611	47 039 350
011 Meat Of Bovine Animals Fresh, Chilled Or Frozen	1 854 359	8 310 742	9 163 067	40 355 685
023 Butter And Other Fats From Milk	1 537 967	6 908 317	7 391 527	33 257 963
024 Cheese And Curds	929 044	4 522 347	4 487 546	21 224 891
LAINNYA	26 862 722	112 968 317	27 738 173	119 759 493
SUB TOTAL	55 178 319	267 465 808	77 806 242	380 837 405
MICRONESIA, FED. STATES OF				
292 Crude Vegetable Materials	0	608	0	2 450
057 Fruit And Nut; Fresh Or Dried	0	2	0	6
SUB TOTAL	0	610	0	2 456
NAURU				
692 Metal Containers For Storage And Transportations	0	11 396	0	44 382
679 Tubes, Pipes, Hollow Profile, Pipe Fitting Of Iron/steel	0	320	0	8 099
772 Electrical Apparatus For Making And Breaking Electrical Circuits	10	10	6 313	6 313
629 Articles Of Rubbers	0	615	0	2 394
655 Knitted Or Crocheted Fabrics	0	260	0	1 928
LAINNYA	0	4	0	664
SUB TOTAL	10	12 605	6 313	63 780
NEW CALEDONIA				
282 Waste And Scrap Metal Of Iron/steel	124 400	481 240	43 540	168 434
778 Electrical Machinery And Apparatus	0	12 916	0	64 943
746 Ball Or Roller Bearings	0	4 167	0	20 953
748 Transmission Shafts And Cranks	0	164	0	175
699 Manufactures Of Base Metals	3	3	108	108
SUB TOTAL	124 403	498 490	43 648	254 613
NIUE				
694 Nails, Screws, Nuts, Bolts, Rivets Of Iron/steel Or Copper	0	114	0	3 976
SUB TOTAL	0	114	0	3 976

**I.6 IM POR KOM ODITI MENURUT NEGARA ASAL / IMPORT BY COUNTRY OF ORIGIN
DAN LIM A GOLONGAN BARANG (SITC) UTAMA / AND FIVE MAJOR SITC COMMODITY GROUP
** MEI / MAY 2014 ****

Negara Asal/ SITC/ Uraian Golongan Barang <i>Country of Origin/ SITC/ group Description</i>	Berat Bersih / <i>Net Weight (Kg)</i>		Nilai CIF / <i>CIF Value (US\$)</i>	
	Bulan ini <i>Current month</i>	Kumulatif <i>Cum. Jan to date</i>	Bulan ini <i>Current month</i>	Kumulatif <i>Cum. Jan to date</i>
VANUATU				
223 Oil Seeds Use For Extraction Of Other Fixed Vegetable Oils	0	237 950	0	114 988
721 Agricultural Machinery And Parts	0	4	0	6 452
SUB TOTAL	0	237 954	0	121 440
AMERICAN SAMOA				
263 Cotton	392 874	1 074 724	873 483	2 277 709
792 Aircraft And Associated Equipments And Parts	0	1 670	0	1 175 000
718 Other Power Generating Machines And Parts	0	3 539	0	475 042
723 Civil Engineering And Contractor Plants And Equipments/parts	0	8 026	0	110 149
081 Feeding Stuff For Animals	0	100 891	0	105 936
LAINNYA	25 303	83 312	189 097	278 035
SUB TOTAL	418 177	1 272 162	1 062 580	4 421 871
COOK ISLANDS				
713 Internal Combustion Piston Engines And Parts	0	69	0	1 327
SUB TOTAL	0	69	0	1 327
FIJI				
282 Waste And Scrap Metal Of Iron/steel	144 710	1 128 900	51 083	399 874
081 Feeding Stuff For Animals	142 055	223 675	134 952	212 491
111 Non-alcoholic Beverages, Nes	0	176 788	0	166 980
034 Fish, Fresh, Chilled Or Frozen	0	21 133	0	143 704
685 Lead	0	43 870	0	93 882
LAINNYA	15	104 090	155	22 256
SUB TOTAL	286 780	1 698 456	186 190	1 039 187
KIRIBATI				
716 Rotating Electric Plants And Parts	0	673	0	3 457
742 Pumps For Liquid And Parts	0	15	0	1
743 Pumps, Compressors, Fans, Blowers, Centrifuges, And Parts	0	55	0	1
SUB TOTAL	0	743	0	3 459
MARSHALL ISLANDS				
724 Textile/leather Machinery And Parts	0	9 720	0	63 117
598 Miscellaneous Chemical Products	5 000	5 000	15 153	15 153
574 Poliacetals And Polycarbons In Primary Forms	0	48	0	3 873
655 Knitted Or Crocheted Fabrics	0	108	0	3 154
SUB TOTAL	5 000	14 876	15 153	85 297
SAMOA				
232 Synthetic Rubber Latex, Synthetic/reclaimed Rubber	37 800	209 469	92 081	598 479
662 Clay And Refractory Construction Materials	0	23 500	0	54 000
728 Other Machines And Equipment Specialized For Particular Industry	461	461	41 004	41 004
743 Pumps, Compressors, Fans, Blowers, Centrifuges, And Parts	873	1 481	4 918	9 816
772 Electrical Apparatus For Making And Breaking Electrical Circuits	41	42	437	440
SUB TOTAL	39 175	234 953	138 440	703 739
SOLOMON ISLANDS				
072 Cocoa	45 000	375 000	121 768	1 017 271
081 Feeding Stuff For Animals	40 000	180 000	44 400	199 800
743 Pumps, Compressors, Fans, Blowers, Centrifuges, And Parts	0	5	0	309
SUB TOTAL	85 000	555 005	166 168	1 217 380
TONGA				
292 Crude Vegetable Materials	0	196	0	1 200
723 Civil Engineering And Contractor Plants And Equipments/parts	0	55	0	1
SUB TOTAL	0	251	0	1 201

**I.6 IMPOR KOMODITI MENURUT NEGARA ASAL / IMPORT BY COUNTRY OF ORIGIN
DAN LIMA GOLONGAN BARANG (SITC) UTAMA / AND FIVE MAJOR SITC COMMODITY GROUP
** MEI / MAY 2014 ****

Negara Asal/ SITC/ Uraian Golongan Barang <i>Country of Origin/ SITC/ group Description</i>	Berat Bersih / <i>Net Weight (Kg)</i>		Nilai CIF / <i>CIF Value (US\$)</i>	
	Bulan ini <i>Current month</i>	Kumulatif <i>Cum. Jan to date</i>	Bulan ini <i>Current month</i>	Kumulatif <i>Cum. Jan to date</i>
TUVALU				
656 Tulle,lace,embroidery,ribbons,trimmings And Other Small Wares	0	85	0	1 878
SUB TOTAL	0	85	0	1 878
CHRISTMAS ISLANDS				
562 Fertilizers, Manufactured	0	31 700 000	0	4 517 250
SUB TOTAL	0	31 700 000	0	4 517 250
U.S MINOR OUTLYING ISLAND				
874 Measuring, Checking, Analysing, And Controlling Instrument And Appar	0	10	0	128
SUB TOTAL	0	10	0	128
COCOS (KEELING) ISLANDS				
656 Tulle,lace,embroidery,ribbons,trimmings And Other Small Wares	0	6	0	324
676 Iron/steel Bars, Rods, Angels, Shaped And Sections	244	244	151	151
SUB TOTAL	244	250	151	475
TOKELAU				
694 Nails, Screws, Nuts, Bolts, Rivets Of Iron/steel Or Copper	0	20	0	118
642 Paper And Paperboard Cut To Size/shape And Article Of Papers	0	30	0	66
SUB TOTAL	0	50	0	184
EAST TIMOR				
699 Manufactures Of Base Metals	0	97 512	0	59 048
223 Oil Seeds Use For Extraction Of Other Fixed Vegetable Oils	31 414	115 767	5 480	23 096
071 Coffee And Coffee Substitutes	45 311	57 015	10 600	13 168
743 Pumps, Compressors, Fans, Blowers, Centrifuges, And Parts	0	5 354	0	6 325
695 Tools For Used In The Hand Or In Machines	0	3 226	0	3 740
LAINNYA	0	7 433	0	5 850
SUB TOTAL	76 725	286 307	16 080	111 227
UNITED STATES				
222 Oil Seeds Use For Extraction Ofsoft Fixed Vegetable Oils	228 738 349	1 012 706 451	139 435 296	603 134 468
263 Cotton	15 843 965	94 252 212	36 420 230	202 812 292
081 Feeding Stuff For Animals	64 932 611	299 903 602	43 939 138	196 729 386
041 Wheat And Meslin, Unmilled	68 398 017	484 800 311	23 628 307	167 162 034
723 Civil Engineering And Contractor Plants And Equipments/parts	1 086 511	6 153 974	16 825 669	105 633 851
LAINNYA	202 801 020	1 137 452 082	426 654 181	2 268 269 122
SUB TOTAL	581 800 473	3 035 268 632	686 902 821	3 543 741 153
CANADA				
562 Fertilizers, Manufactured	120 175 140	600 181 240	39 973 101	191 786 771
251 Pulp And Waste Paper	43 400 506	231 150 001	35 019 974	188 248 362
041 Wheat And Meslin, Unmilled	201 898 235	488 972 545	70 083 089	171 065 961
281 Iron Ore And Concentrates	0	142 178 872	0	19 723 732
081 Feeding Stuff For Animals	3 165 645	18 386 312	2 495 514	13 507 598
LAINNYA	15 431 949	59 707 091	24 690 057	119 277 422
SUB TOTAL	384 071 475	1 540 576 061	172 261 735	703 609 846
MEXICO				
764 Telecommunication Equipments And Parts	9 395	26 785	2 457 830	14 608 987
679 Tubes, Pipes, Hollow Profile, Pipe Fitting Of Iron/steel	6 535 510	10 062 096	9 355 534	12 989 721
743 Pumps, Compressors, Fans, Blowers, Centrifuges, And Parts	116 884	483 248	1 446 477	6 616 277
752 Automatic Data Processing Machines And Their Units	3 147	19 661	799 780	4 275 708
722 Tractors	237 552	474 928	1 391 889	3 113 133
LAINNYA	2 335 630	11 495 533	7 990 354	41 505 207
SUB TOTAL	9 238 118	22 562 251	23 441 864	83 109 033
GUATEMALA				
845 Articles Of Apparel	279	1 789	7 873	49 039
579 Waste And Scrap Of Plastics	0	174 220	0	36 586

**I.6 IM POR KOM ODITI MENURUT NEGARA ASAL / IMPORT BY COUNTRY OF ORIGIN
DAN LIMA GOLONGAN BARANG (SITC) UTAMA / AND FIVE MAJOR SITC COMMODITY GROUP
** MEI / MAY 2014 ****

Negara Asal/ SITC/ Uraian Golongan Barang <i>Country of Origin/ SITC/ group Description</i>	Berat Bersih / <i>Net Weight (Kg)</i>		Nilai CIF/ <i>CIF Value (US\$)</i>	
	Bulan ini <i>Current month</i>	Kumulatif <i>Cum. Jan to date</i>	Bulan ini <i>Current month</i>	Kumulatif <i>Cum. Jan to date</i>
652 Cotton Fabrics, Woven	0	47	0	17 775
841 Men's Coats/jackets, Not Knitted	224	224	10 516	10 516
071 Coffee And Coffee Substitutes	0	1 073	0	4 534
LAINNYA	133	2 024	2 514	11 892
SUB TOTAL	636	179 377	20 903	130 342
HONDURAS				
845 Articles Of Apparel	683	2 865	19 960	110 119
579 Waste And Scrap Of Plastics	0	351 629	0	87 622
843 Men's Coats/jackets, Knitted	0	3 179	0	31 143
121 Tobacco, Unmanufactured And Refused	14 180	14 180	22 821	22 821
844 Women's Coats/jackets, Knitted	0	541	0	5 310
LAINNYA	13	262	1 377	7 664
SUB TOTAL	14 876	372 656	44 158	264 679
NICARAGUA				
845 Articles Of Apparel	238	1 925	7 569	48 039
653 Fabrics, Woven, Of Man-made Fibres	2 433	2 433	29 942	29 942
841 Men's Coats/jackets, Not Knitted	0	1 715	0	26 322
122 Tobacco, Manufactured	0	43	0	1 896
899 Other Miscellaneous Manufactured Articles	0	76	0	1 174
LAINNYA	8	99	45	2 218
SUB TOTAL	2 679	6 291	37 556	109 591
PANAMA				
793 Ships, Boats, And Floating Structures	7 347 000	7 347 000	7 250 000	7 250 000
282 Waste And Scrap Metal Of Iron/steel	323 020	1 496 315	96 906	526 116
551 Essential Oils, Perfumes, And Flavour Materials	315	462	13 905	20 459
899 Other Miscellaneous Manufactured Articles	4	229	406	17 756
749 Non-electric Parts And Accessories Of Machineries	94	200	5 008	10 085
LAINNYA	95	192	5 009	6 792
SUB TOTAL	7 670 528	8 844 398	7 371 234	7 831 208
CUBA				
542 Medicaments, Including Veterinary Medicaments	0	323	0	592 956
121 Tobacco, Unmanufactured And Refused	0	12 451	0	57 898
232 Synthetic Rubber Latex, Synthetic/ reclaimed Rubber	0	21 494	0	49 436
122 Tobacco, Manufactured	0	1 007	0	44 013
112 Alcoholic Beverages	208	576	3 677	6 352
SUB TOTAL	208	35 851	3 677	750 655
CURACAO				
831 Travel Goods	0	98	0	587
629 Articles Of Rubbers	0	1	0	358
SUB TOTAL	0	99	0	945
SURINAME				
699 Manufactures Of Base Metals	0	3	0	392
843 Men's Coats/jackets, Knitted	0	15	0	282
844 Women's Coats/jackets, Knitted	0	1	0	23
846 Clothing Accessories Of Textiles Fabrics	0	1	0	20
SUB TOTAL	0	20	0	717
CHILE				
682 Copper	3 198 392	6 756 244	23 189 487	49 310 552
251 Pulp And Waste Paper	5 165 142	27 917 646	3 846 001	20 477 732
283 Copper Ores And Concentrates	0	10 149 503	0	19 992 272
057 Fruit And Nut; Fresh Or Dried	2 196 562	3 498 394	5 564 826	8 940 840
282 Waste And Scrap Metal Of Iron/steel	3 032 530	13 547 886	1 162 382	5 097 367
LAINNYA	2 342 898	11 584 377	2 876 078	13 573 581
SUB TOTAL	15 935 524	73 454 050	36 638 774	117 392 344

**I.6 IM POR KOM ODITI M ENURUT NEGARA ASAL / IMPORT BY COUNTRY OF ORIGIN
DAN LIMA GOLONGAN BARANG (SITC) UTAMA / AND FIVE MAJOR SITC COMMODITY GROUP
** MEI / MAY 2014 ****

Negara Asal/ SITC/ Uraian Golongan Barang <i>Country of Origin/ SITC/ group Description</i>	Berat Bersih / <i>Net Weight (Kg)</i>		Nilai CIF / <i>CF Value (US\$)</i>	
	Bulan ini <i>Current month</i>	Kumulatif <i>Cum. Jan to date</i>	Bulan ini <i>Current month</i>	Kumulatif <i>Cum. Jan to date</i>
VENEZUELA				
541 Medicinal And Pharmaceutical Products	525	525	21 395	21 395
657 Special Yarns, textile Fabrics	0	1 268	0	9 419
694 Nails, Screws, Nuts, Bolts, Rivets Of Iron/ steel Or Copper	1	58	186	6 849
874 Measuring, Checking, Analysing, And Controlling Instrument And Appar	8	8	5 916	5 916
716 Rotating Electric Plants And Parts	0	29	0	3 861
LAINNYA	2	405	2 300	7 486
SUB TOTAL	536	2 293	29 797	54 926
ARGENTINA				
081 Feeding Stuff For Animals	220 699 500	633 618 079	134 552 457	371 543 982
044 Maize, Unmilled	73 806 395	74 708 177	19 727 073	20 413 660
022 Milk, cream, And Milk Products Other Than Butter Or Cheese	975 000	2 750 000	3 465 365	9 599 362
263 Cotton	1 348 859	3 621 335	2 755 798	7 025 668
511 Hydrocarbon And Their Halogenated, Nitrated Derivatives	0	4 197 042	0	6 106 204
LAINNYA	1 637 143	20 466 799	2 857 284	28 631 458
SUB TOTAL	298 466 897	739 361 432	163 357 977	443 320 334
BRAZIL				
081 Feeding Stuff For Animals	137 462 486	391 406 401	85 847 517	237 447 019
061 Sugar, Molasses, And Honey	0	278 832 277	0	132 175 675
263 Cotton	9 372 080	50 765 357	19 820 802	104 872 012
044 Maize, Unmilled	56 990 089	320 230 104	14 779 641	77 877 322
281 Iron Ore And Concentrates	82 500 000	385 618 000	10 417 044	53 062 009
LAINNYA	25 991 200	175 063 537	38 289 831	192 742 233
SUB TOTAL	312 315 855	1 601 915 676	169 154 835	798 176 270
COLOMBIA				
575 Other Plastics In Primary Forms	18 000	180 000	69 668	742 879
591 Disinfectants, Insecticides, And Fungicides Put In Forms	24 000	155 975	104 400	702 251
513 Carboxylic Acids, and Their Anhydrides, halides, peroxides	40 000	205 600	55 200	345 060
121 Tobacco, Unmanufactured And Refused	0	27 758	0	198 553
522 Inorganic Chemical Elements, Oxides And Halogen Salts	80 000	200 000	52 004	131 869
LAINNYA	59 266	174 398	113 726	586 636
SUB TOTAL	221 266	943 731	394 998	2 707 248
BOLIVIA				
634 Veneers, plywood, improved/ reconstituted Wood Worked	0	250	0	9 205
694 Nails, Screws, Nuts, Bolts, Rivets Of Iron/ steel Or Copper	0	7	0	630
SUB TOTAL	0	257	0	9 835
URUGUAY				
081 Feeding Stuff For Animals	0	11 275 291	0	6 622 880
251 Pulp And Waste Paper	1 244 161	3 217 742	922 076	2 316 239
679 Tubes, Pipes, Hollow Profile, Pipe Fitting Of Iron/ steel	218 635	1 067 989	515 657	2 281 751
248 Wood, simply Worked And Railway Sleeper Of Wood	665 575	3 250 388	375 834	1 920 446
044 Maize, Unmilled	0	5 499 099	0	1 325 393
LAINNYA	2 992 261	4 752 086	979 439	2 874 705
SUB TOTAL	5 120 632	29 062 595	2 793 006	17 341 414
PARAGUAY				
081 Feeding Stuff For Animals	5 200 000	47 373 270	3 374 786	29 012 395
263 Cotton	0	688 253	0	1 384 972
044 Maize, Unmilled	0	5 499 099	0	1 325 393
611 Leathers	64 112	206 858	146 818	386 632
551 Essential Oils, Perfumes, And Flavour Materials	190	886	4 569	20 844
LAINNYA	0	54 000	0	19 765
SUB TOTAL	5 264 302	53 822 366	3 526 173	32 150 001
ECUADOR				
072 Cocoa	800 814	5 329 109	2 418 616	15 492 895
121 Tobacco, Unmanufactured And Refused	15 937	79 804	695 520	2 608 876
081 Feeding Stuff For Animals	70 239	201 580	147 502	364 215

I.6 IM POR KOM ODITI MENURUT NEGARA ASAL / IMPORT BY COUNTRY OF ORIGIN
DAN LIMA GOLONGAN BARANG (SITC) UTAMA / AND FIVE MAJOR SITC COMMODITY GROUP
**** MEI / MAY 2014 ****

Negara Asal/ SITC/ Uraian Golongan Barang <i>Country of Origin/ SITC/ group Description</i>	Berat Bersih / <i>Net Weight (Kg)</i>		Nilai CIF/ <i>CIF Value (US\$)</i>	
	Bulan ini <i>Current month</i>	Kumulatif <i>Cum. Jan to date</i>	Bulan ini <i>Current month</i>	Kumulatif <i>Cum. Jan to date</i>
282 Waste And Scrap Metal Of Iron/steel	0	299 500	0	112 313
873 Meters And Counters	621	624	75 758	77 587
LAINNYA	129	28 111	6 786	201 378
SUB TOTAL	887 740	5 938 728	3 344 182	18 857 264
PERU				
057 Fruit And Nut; Fresh Or Dried	37 392	4 860 963	97 800	19 034 078
081 Feeding Stuff For Animals	686 120	4 076 620	992 475	6 222 012
562 Fertilizers, Manufactured	0	54 966 000	0	5 771 424
072 Cocoa	32 000	176 330	112 689	602 196
522 Inorganic Chemical Elements, Oxides And Halogen Salts	229 500	557 000	186 584	461 368
LAINNYA	29 015	188 065	162 398	892 684
SUB TOTAL	1 014 027	64 824 978	1 551 946	32 983 762
TRINIDAD AND TOBAGO				
288 Non-ferrous Base Metal Waste And Scraps	0	139 724	0	220 763
723 Civil Engineering And Contractor Plants And Equipments/ parts	0	1 434	0	149 166
282 Waste And Scrap Metal Of Iron/steel	0	129 015	0	49 671
682 Copper	0	3 647	0	10 972
761 Television Receivers	0	23	0	6 794
LAINNYA	0	2	0	3 494
SUB TOTAL	0	273 845	0	440 860
BAHAMAS				
112 Alcoholic Beverages	77	77	1 372	1 372
SUB TOTAL	77	77	1 372	1 372
JAMAICA				
288 Non-ferrous Base Metal Waste And Scraps	298 520	473 048	449 483	736 317
251 Pulp And Waste Paper	0	73 500	0	15 435
579 Waste And Scrap Of Plastics	0	19 960	0	4 990
112 Alcoholic Beverages	89	89	1 566	1 566
SUB TOTAL	298 609	566 597	451 049	758 308
PUERTO RICO				
542 Medicaments, Including Veterinary Medicaments	257	6 996	684 413	2 604 766
759 Parts And Accessories For Machine Of Heading 751 Or 752	2 051	6 137	53 115	1 337 119
541 Medicinal And Pharmaceutical Products	400	2 621	201 674	1 189 070
533 Pigments, Paints, Varnishes, And Related Materials	1 244	17 990	34 000	386 545
513 Carboxylic Acids, and Their Anhydrides, halides, peroxides	0	618	0	103 883
LAINNYA	241	4 104	45 716	156 032
SUB TOTAL	4 193	38 466	1 018 918	5 777 415
BELIZE				
655 Knitted Or Crocheted Fabrics	2 950	56 483	31 847	662 933
652 Cotton Fabrics, Woven	0	22 664	0	268 398
726 Printing/ book Binding Machinery And Parts	0	37 455	0	180 000
728 Other Machines And Equipment Specialized For Particular Industry	0	35 375	0	170 000
592 Starches, Inulin, And Wheat Glutenal Buminoidal Substances; Glues	13 500	27 000	70 200	140 400
LAINNYA	9 662	48 375	45 300	233 838
SUB TOTAL	26 112	227 352	147 347	1 655 569
DOMINICAN REPUBLIC				
121 Tobacco, Unmanufactured And Refused	29 871	29 871	965 565	965 565
282 Waste And Scrap Metal Of Iron/steel	2 034 490	2 034 490	799 249	799 249
541 Medicinal And Pharmaceutical Products	191	878	52 962	231 703
582 Plates, Sheets, And Film Of Plastics	2	616	553	185 759
611 Leathers	27 372	206 524	19 256	174 764
LAINNYA	26 997	103 825	59 777	267 305
SUB TOTAL	2 118 923	2 376 204	1 897 362	2 624 345

**I.6 IM POR KOM ODITI M ENURUT NEGARA ASAL / IM PORT BY COUNTRY OF ORIGIN
DAN LIMA GOLONGAN BARANG (SITC) UTAMA / AND FIVE MAJOR SITC COMMODITY GROUP
** MEI / MAY 2014 ****

Negara Asal/ SITC/ Uraian Golongan Barang <i>Country of Origin/ SITC/ group Description</i>	Berat Bersih / <i>Net Weight (Kg)</i>		Nilai CIF / <i>CIF Value (US\$)</i>	
	Bulan ini <i>Current month</i>	Kumulatif <i>Cum. Jan to date</i>	Bulan ini <i>Current month</i>	Kumulatif <i>Cum. Jan to date</i>
EL SALVADOR				
267 Other Man-made Fibres Suitable For Spinning And Waste	18 204	70 844	12 197	48 512
845 Articles Of Apparel	707	1 186	8 323	25 358
893 Article Of Plastics	1 692	1 692	10 056	10 056
001 Live Animals Other Than Fish	0	350	0	8 688
851 Footwears	0	46	0	7 258
LAINNYA	0	19	0	139
SUB TOTAL	20 603	74 137	30 576	100 011
COSTA RICA				
034 Fish, Fresh, Chilled Or Frozen	0	75 000	0	505 000
776 Thermionic, Cold Cathode, And Photo Cathode Valves/tubes	123	1 315	33 378	210 641
773 Equipment For Distributing Electricity	3 476	4 483	111 545	160 038
759 Parts And Accessories For Machine Of Heading 751 Or 752	34	548	10 637	151 469
251 Pulp And Waste Paper	0	486 567	0	107 802
LAINNYA	174	84 924	25 070	339 630
SUB TOTAL	3 807	652 837	180 630	1 474 580
HAITI				
845 Articles Of Apparel	28	274	1 491	6 531
759 Parts And Accessories For Machine Of Heading 751 Or 752	0	3	0	1 240
551 Essential Oils, Perfumes, And Flavour Materials	8	9	194	371
SUB TOTAL	36	286	1 685	8 142
BARBADOS				
759 Parts And Accessories For Machine Of Heading 751 Or 752	8	26	860	3 850
772 Electrical Apparatus For Making And Breaking Electrical Circuits	4	10	662	1 364
SUB TOTAL	12	36	1 522	5 214
ANTIGUA AND BARBUDA				
121 Tobacco, Unmanufactured And Refused	0	36 600	0	266 719
772 Electrical Apparatus For Making And Breaking Electrical Circuits	96	96	1 444	1 444
748 Transmission Shafts And Cranks	0	100	0	493
621 Materials Of Rubber	0	16	0	262
899 Other Miscellaneous Manufactured Articles	0	1	0	12
SUB TOTAL	96	36 813	1 444	268 930
ANGUILLA				
655 Knitted Or Crocheted Fabrics	43 738	210 932	156 159	747 232
656 Tulle,lace,embroidery,ribbons,trimmings And Other Small Wares	23 796	90 620	79 922	302 616
653 Fabrics, Woven, Of Man-made Fibres	6 798	39 284	25 700	148 282
515 Organo-inorganic And Heterocyclic Compounds	20 000	20 000	118 000	118 000
652 Cotton Fabrics, Woven	6 456	19 750	23 143	74 209
LAINNYA	473	536	1 920	3 227
SUB TOTAL	101 261	381 122	404 844	1 393 566
ARUBA				
892 Printed Matter	0	3	0	565
SUB TOTAL	0	3	0	565
BERMUDA				
342 Liquefied Propane And Butane	0	45 912 251	0	37 598 740
SUB TOTAL	0	45 912 251	0	37 598 740
CAPE VERDE				
652 Cotton Fabrics, Woven	0	167	0	1 822
759 Parts And Accessories For Machine Of Heading 751 Or 752	4	7	456	674
656 Tulle,lace,embroidery,ribbons,trimmings And Other Small Wares	0	3	0	198
SUB TOTAL	4	177	456	2 694

**I.6 IM POR KOM ODITI MENURUT NEGARA ASAL / IMPORT BY COUNTRY OF ORIGIN
DAN LIMA GOLONGAN BARANG (SITC) UTAMA / AND FIVE MAJOR SITC COMMODITY GROUP
** MEI / MAY 2014 ****

Negara Asal/ SITC/ Uraian Golongan Barang <i>Country of Origin/ SITC/ group Description</i>	Berat Bersih / <i>Net Weight (Kg)</i>		Nilai CIF / <i>CIF Value (US\$)</i>	
	Bulan ini <i>Current month</i>	Kumulatif <i>Cum. Jan to date</i>	Bulan ini <i>Current month</i>	Kumulatif <i>Cum. Jan to date</i>
CAYMAN ISLANDS				
743 Pumps, Compressors, Fans, Blowers, Centrifuges, And Parts	0	705	0	9 569
SUB TOTAL	0	705	0	9 569
DOMINICA				
872 Medical Instruments And Appliances	0	703	0	18 600
551 Essential Oils, Perfumes, And Flavour Materials	0	599	0	6 962
772 Electrical Apparatus For Making And Breaking Electrical Circuits	0	5	0	1 183
892 Printed Matter	0	5	0	318
SUB TOTAL	0	1 312	0	27 063
FRENCH GUIANA				
772 Electrical Apparatus For Making And Breaking Electrical Circuits	0	4	0	236
SUB TOTAL	0	4	0	236
FRENCH POLYNESIA				
251 Pulp And Waste Paper	230 270	875 610	39 837	151 481
SUB TOTAL	230 270	875 610	39 837	151 481
GREENLAND				
036 Crustaceans, Molluscs, And Aquatic Invertebrates	19 800	19 800	70 011	70 011
665 Glassware	0	15	0	1
SUB TOTAL	19 800	19 815	70 011	70 012
GRENADA				
542 Medicaments, Including Veterinary Medicaments	0	1 219	0	371 798
SUB TOTAL	0	1 219	0	371 798
NETHERLANDS ANTILLES				
714 Engines And Motors, Non-electric And Parts	0	1 516	0	466 065
699 Manufactures Of Base Metals	0	30	0	15 057
592 Starches, Inulin, And Wheat Glutenal Buminoidal Substances; Glues	244	244	6 510	6 510
743 Pumps, Compressors, Fans, Blowers, Centrifuges, And Parts	0	150	0	4 018
784 Parts And Accessories Of The Motor Vehicles	0	189	0	2 146
LAINNYA	41	142	752	3 442
SUB TOTAL	285	2 271	7 262	497 238
NORFOLK ISLANDS				
741 Heating And Cooling Equipments And Parts	25	25	2 992	2 992
SUB TOTAL	25	25	2 992	2 992
SAINT LUCIA				
759 Parts And Accessories For Machine Of Heading 751 Or 752	38	38	2 885	2 885
SUB TOTAL	38	38	2 885	2 885
UNITED KINGDOM				
792 Aircraft And Associated Equipments And Parts	188	25 896	146 361	24 902 065
251 Pulp And Waste Paper	30 956 344	111 960 466	6 140 786	22 164 891
723 Civil Engineering And Contractor Plants And Equipments/parts	62 057	693 136	1 622 286	19 920 678
781 Passengger Motor Cars	50 280	591 265	1 618 878	16 748 175
542 Medicaments, Including Veterinary Medicaments	16 100	145 327	1 972 191	14 357 688
LAINNYA	12 941 321	69 977 098	63 599 970	277 176 428
SUB TOTAL	44 026 290	183 393 188	75 100 472	375 269 925
NETHERLANDS				
022 Milk,cream, And Milk Products Other Than Butter Or Cheese	1 219 615	7 401 521	4 930 944	26 441 797
511 Hydrocarbon And Their Halogenated, Nitrated Derivatives	12 102 532	17 130 884	17 638 021	24 354 453
098 Edible Products And Preparations	553 362	3 355 069	3 676 596	21 334 958

**I.6 IMPOR KOMODITI MENURUT NEGARA ASAL / IMPORT BY COUNTRY OF ORIGIN
DAN LIMA GOLONGAN BARANG (SITC) UTAMA / AND FIVE MAJOR SITC COMMODITY GROUP
** MEI / MAY 2014 ****

Negara Asal/ SITC/ Uraian Golongan Barang <i>Country of Origin/ SITC/ group Description</i>	Berat Bersih / <i>Net Weight (Kg)</i>		Nilai CIF / <i>CIF Value (US\$)</i>	
	Bulan ini <i>Current month</i>	Kumulatif <i>Cum. Jan to date</i>	Bulan ini <i>Current month</i>	Kumulatif <i>Cum. Jan to date</i>
784 Parts And Accessories Of The Motor Vehicles	46 724	206 646	4 007 474	19 639 322
759 Parts And Accessories For Machine Of Heading 751 Or 752	9 548	65 972	2 458 111	15 265 419
LAINNYA	11 491 517	74 343 959	51 136 365	254 088 658
SUB TOTAL	25 423 298	102 504 051	83 847 511	361 124 607
FRANCE				
022 Milk,cream, And Milk Products Other Than Butter Or Cheese	4 043 369	22 104 370	11 557 380	66 472 747
891 Arms And Ammunitions	0	50 006	0	55 458 368
772 Electrical Apparatus For Making And Breaking Electrical Circuits	159 744	1 099 194	5 250 409	37 897 474
251 Pulp And Waste Paper	6 123 169	47 955 546	4 717 907	30 575 882
553 Perfumery, Cosmetics, And Toilet Preparations	84 249	400 039	5 784 781	29 304 491
LAINNYA	12 154 603	62 365 697	64 418 455	374 800 297
SUB TOTAL	22 565 134	133 974 852	91 728 932	594 509 259
GERMANY, FED. REP. OF				
728 Other Machines And Equipment Specialized For Particular Industry	2 774 316	7 516 569	66 264 911	266 650 232
745 Other Non-electrical Machinery, Tools, And Mechanical Apparatus	435 608	1 700 415	18 838 798	82 808 591
776 Thermionic, Cold Cathode, And Photo Cathode Valves/tubes	18 022	74 792	15 591 597	64 832 912
679 Tubes, Pipes, Hollow Profile, Pipe Fitting Of Iron/steel	1 037 542	14 739 249	2 499 734	62 753 142
724 Textile/leather Machinery And Parts	1 218 211	2 972 300	25 276 543	62 496 851
LAINNYA	47 625 708	303 527 475	260 309 166	1 218 153 054
SUB TOTAL	53 109 407	330 530 800	388 780 749	1 757 694 782
AUSTRIA				
776 Thermionic, Cold Cathode, And Photo Cathode Valves/tubes	7 532	61 825	5 561 925	31 130 280
791 Railway Vehicles And Associated Equipments	0	232 817	0	12 673 913
641 Papers And Paperboards	373 947	4 851 586	1 673 422	11 243 692
727 Food Processing Machines And Parts	62 345	198 415	3 300 526	10 944 553
716 Rotating Electric Plants And Parts	69 376	342 741	2 101 042	10 048 600
LAINNYA	3 473 514	12 251 477	15 600 265	80 837 771
SUB TOTAL	3 986 714	17 938 861	28 237 180	156 878 809
BELGIUM				
515 Organo-inorganic And Heterocyclic Compounds	1 778 523	11 098 187	5 608 538	35 941 232
022 Milk,cream, And Milk Products Other Than Butter Or Cheese	1 900 000	7 750 000	8 860 575	34 568 625
743 Pumps, Compressors, Fans, Blowers, Centrifuges, And Parts	76 691	646 240	1 604 702	21 240 608
541 Medicinal And Pharmaceutical Products	35 102	199 093	2 050 726	10 559 306
023 Butter And Other Fats From Milk	350 547	1 239 146	2 207 499	7 810 849
LAINNYA	13 016 706	91 450 282	25 138 532	144 939 276
SUB TOTAL	17 157 569	112 382 948	45 470 572	255 059 896
SWITZERLAND				
714 Engines And Motors, Non-electric And Parts	41	23 201	31 526	24 329 153
542 Medicaments, Including Veterinary Medicaments	4 050	45 455	1 887 778	18 360 741
726 Printing/book Binding Machinery And Parts	26 346	130 221	2 333 466	18 145 461
551 Essential Oils, Perfumes, And Flavour Materials	165 805	649 533	3 334 193	16 763 607
515 Organo-inorganic And Heterocyclic Compounds	48 095	202 999	1 071 816	10 761 758
LAINNYA	2 707 408	10 262 894	32 512 161	152 406 776
SUB TOTAL	2 951 745	11 314 303	41 170 940	240 767 496
LUXEMBOURG				
676 Iron/steel Bars, Rods, Angels, Shaped And Sections	71 772	737 903	109 998	1 084 727
657 Special Yarns,textile Fabrics	16 341	42 082	174 107	488 040
893 Article Of Plastics	1	31 585	18	288 100
695 Tools For Used In The Hand Or In Machines	0	105	0	185 200
728 Other Machines And Equipment Specialized For Particular Industry	670	991	11 945	162 145
LAINNYA	42 507	129 369	137 771	718 031
SUB TOTAL	131 291	942 035	433 839	2 926 243
GIBRALTAR				
676 Iron/steel Bars, Rods, Angels, Shaped And Sections	0	1	0	86
SUB TOTAL	0	1	0	86

**I.6 IM POR KOM ODITI MENURUT NEGARA ASAL / IMPORT BY COUNTRY OF ORIGIN
DAN LIM A GOLONGAN BARANG (SITC) UTAMA / AND FIVE MAJOR SITC COMMODITY GROUP
** MEI / MAY 2014 ****

Negara Asal/ SITC/ Uraian Golongan Barang <i>Country of Origin/ SITC/ group Description</i>	Berat Bersih / <i>Net Weight (Kg)</i>		Nilai CIF/ <i>CIF Value (US\$)</i>	
	Bulan ini <i>Current month</i>	Kumulatif <i>Cum. Jan to date</i>	Bulan ini <i>Current month</i>	Kumulatif <i>Cum. Jan to date</i>
MONACO				
542 Medicaments, Including Veterinary Medicaments	60	60	87 739	87 739
523 Metallicsalts And Peroxysalts	0	2 993	0	70 560
514 Nitrogen-function Compounds	1 200	3 119	12 935	45 416
551 Essential Oils, Perfumes, And Flavour Materials	0	725	0	15 607
575 Other Plastics In Primary Forms	0	450	0	10 338
LAINNYA	32	838	3 862	27 720
SUB TOTAL	1 292	8 185	104 536	257 380
DENMARK				
542 Medicaments, Including Veterinary Medicaments	7 905	34 687	3 645 567	13 554 721
022 Milk,cream, And Milk Products Other Than Butter Or Cheese	387 375	1 283 590	2 800 041	8 390 991
728 Other Machines And Equipment Specialized For Particular Industry	41 058	338 514	522 092	3 427 933
727 Food Processing Machines And Parts	735	45 671	117 008	3 315 936
282 Waste And Scrap Metal Of Iron/steel	3 274 540	8 509 520	1 247 812	3 290 429
LAINNYA	2 148 867	7 104 488	10 883 680	36 477 981
SUB TOTAL	5 860 480	17 316 470	19 216 200	68 457 991
NORWAY				
562 Fertilizers, Manufactured	10 991 965	57 707 699	5 516 671	27 655 423
251 Pulp And Waste Paper	3 853 444	22 043 574	860 042	6 228 992
034 Fish, Fresh, Chilled Or Frozen	35 428	1 536 274	348 309	4 533 928
874 Measuring, Checking, Analysing, And Controlling Instrument And Appar	13 274	53 328	1 770 484	3 702 252
772 Electrical Apparatus For Making And Breaking Electrical Circuits	254	20 308	60 477	3 424 281
LAINNYA	1 005 303	6 880 839	5 353 296	27 881 309
SUB TOTAL	15 899 668	88 242 022	13 909 279	73 426 185
SWEDEN				
764 Telecommunication Equipments And Parts	145 463	402 704	15 176 808	73 001 880
251 Pulp And Waste Paper	10 240 861	43 407 860	9 412 734	40 244 318
641 Papers And Paperboards	4 027 594	26 696 139	4 619 097	29 193 749
334 Petroleum Products, Refined	124 371	8 805 389	178 886	13 196 329
783 Road Motor Vehicles	116 271	797 351	1 528 451	9 323 901
LAINNYA	2 378 664	16 375 333	17 325 019	100 271 468
SUB TOTAL	17 033 224	96 484 776	48 240 995	265 231 645
FINLAND				
764 Telecommunication Equipments And Parts	22 593	252 677	1 735 335	197 818 869
723 Civil Engineering And Contractor Plants And Equipments/parts	478 330	596 037	14 817 280	19 795 545
641 Papers And Paperboards	3 174 231	15 396 662	3 317 161	13 368 450
772 Electrical Apparatus For Making And Breaking Electrical Circuits	2 428	483 970	169 943	9 650 949
744 Mechanical Handling Equipments And Parts	8 181	514 459	140 672	5 949 414
LAINNYA	1 973 736	8 055 454	7 859 244	50 985 695
SUB TOTAL	5 659 499	25 299 259	28 039 635	297 568 922
IRELAND				
793 Ships, Boats, And Floating Structures	0	1 659 000	0	14 000 000
551 Essential Oils, Perfumes, And Flavour Materials	145 984	526 065	1 178 484	5 642 679
022 Milk,cream, And Milk Products Other Than Butter Or Cheese	174 750	1 185 475	778 078	4 428 290
542 Medicaments, Including Veterinary Medicaments	855	3 701	513 686	4 411 439
752 Automatic Data Processing Machines And Their Units	217	16 460	119 695	4 361 199
LAINNYA	1 616 566	8 712 478	2 310 801	14 082 086
SUB TOTAL	1 938 372	12 103 179	4 900 744	46 925 693
ITALY				
745 Other Non-electical Machinery, Tools, And Mechanical Apparatus	195 786	1 150 052	25 663 622	100 960 859
728 Other Machines And Equipment Specialized For Particular Industry	515 579	4 114 577	18 346 666	95 533 519
725 Papermill/pulpmill Machinery And Paper Cutting Machines	221 179	2 111 586	2 931 221	43 565 115
741 Heating And Cooling Equipments And Parts	345 691	1 731 175	5 013 968	42 420 779
747 Taps, Cocks, And Valves For Pipes	136 659	998 772	5 245 545	37 081 454
LAINNYA	40 879 915	121 892 649	100 378 978	422 894 981
SUB TOTAL	42 294 809	131 998 811	157 580 000	742 456 707
SPAIN				
679 Tubes, Pipes, Hollow Profile, Pipe Fitting Of Iron/steel	303 856	2 984 410	1 510 182	27 387 026
691 Structures And Parts Of Iron/steel Or Aluminium	880 701	4 432 565	4 736 347	20 954 659

**I.6 IMPOR KOMODITI MENURUT NEGARA ASAL / IMPORT BY COUNTRY OF ORIGIN
DAN LIMA GOLONGAN BARANG (SITC) UTAMA / AND FIVE MAJOR SITC COMMODITY GROUP
** MEI / MAY 2014 ****

Negara Asal/ SITC/ Uraian Golongan Barang <i>Country of Origin/ SITC/ group Description</i>	Berat Bersih / <i>Net Weight (Kg)</i>		Nilai CIF / <i>CIF Value (US\$)</i>	
	Bulan ini <i>Current month</i>	Kumulatif <i>Cum. Jan to date</i>	Bulan ini <i>Current month</i>	Kumulatif <i>Cum. Jan to date</i>
792 Aircraft And Associated Equipments And Parts	4 166	109 585	1 258 218	15 084 355
533 Pigments, Paints, Varnishes, And Related Materials	1 394 827	7 511 525	1 793 694	10 337 861
263 Cotton	0	4 963 791	0	9 970 720
LAINNYA	5 027 155	22 288 068	28 558 586	139 535 959
SUB TOTAL	7 610 705	42 289 944	37 857 027	223 270 580
PORTUGAL				
764 Telecommunication Equipments And Parts	525	1 625	212 545	3 632 533
845 Articles Of Apparel	11 672	58 935	625 061	2 901 356
844 Women's Coats/jackets, Knitted	3 768	20 070	213 216	1 122 561
842 Women's Coats/jacket, Not Knitted	2 823	13 749	211 141	1 039 575
571 Polymers Of Ethylene In Primary Forms	0	594 000	0	953 370
LAINNYA	113 027	1 071 014	1 122 774	6 352 707
SUB TOTAL	131 815	1 759 393	2 384 737	16 002 102
ICELAND				
034 Fish, Fresh, Chilled Or Frozen	0	348 720	0	497 694
411 Animal Oils And Fats	0	42 940	0	207 149
727 Food Processing Machines And Parts	3 430	4 630	70 618	141 959
523 Metallicsalts And Peroxysalts	0	200	0	9 455
874 Measuring, Checking, Analysing, And Controlling Instrument And Appa	0	15	0	3 730
LAINNYA	14	543	215	6 448
SUB TOTAL	3 444	397 048	70 833	866 435
GREECE				
263 Cotton	1 203 856	10 592 896	2 742 915	22 284 495
793 Ships, Boats, And Floating Structures	0	4 949 000	0	5 996 175
251 Pulp And Waste Paper	5 846 525	18 388 795	1 209 665	3 818 539
121 Tobacco, Unmanufactured And Refused	155 825	257 261	1 158 233	1 913 873
522 Inorganic Chemical Elements, Oxides And Halogen Salts	240 315	580 315	422 028	1 017 488
LAINNYA	1 343 919	5 860 794	1 181 532	6 006 987
SUB TOTAL	8 790 440	40 629 061	6 714 373	41 037 557
VATICAN CITY STATE				
747 Taps, Cocks, And Valves For Pipes	1 034	1 489	18 822	36 736
742 Pumps For Liquid And Parts	94	156	5 008	5 639
713 Internal Combustion Piston Engines And Parts	0	24	0	537
SUB TOTAL	1 128	1 669	23 830	42 912
ANDORRA				
334 Petroleum Products, Refined	0	7 768 014	0	8 454 320
728 Other Machines And Equipment Specialized For Particular Industry	0	286	0	1 610
679 Tubes, Pipes, Hollow Profile, Pipe Fitting Of Iron/steel	0	55	0	1
SUB TOTAL	0	7 768 355	0	8 455 931
LIECHTENSTEIN				
772 Electrical Apparatus For Making And Breaking Electrical Circuits	1 352	3 924	56 138	151 423
533 Pigments, Paints, Varnishes, And Related Materials	110	4 480	3 021	107 851
742 Pumps For Liquid And Parts	96	209	5 010	6 671
893 Article Of Plastics	0	61	0	6 388
874 Measuring, Checking, Analysing, And Controlling Instrument And Appa	0	30	0	2 490
LAINNYA	2	28	8	4 428
SUB TOTAL	1 560	8 732	64 177	279 251
DEMOCRATIC REP. OF THE CONGO				
292 Crude Vegetable Materials	44 289	468 476	106 292	1 145 915
248 Wood, simply Worked And Railway Sleeper Of Wood	36 290	36 290	26 849	26 849
874 Measuring, Checking, Analysing, And Controlling Instrument And Appa	0	7	0	5 087
745 Other Non-electrical Machinery, Tools, And Mechanical Apparatus	0	5	0	2 176
898 Musical Instrument And Parts/accessories	0	4	0	84
SUB TOTAL	80 579	504 782	133 141	1 180 111

**I.6 IM POR KOM ODITI MENURUT NEGARA ASAL / IMPORT BY COUNTRY OF ORIGIN
DAN LIM A GOLONGAN BARANG (SITC) UTAMA / AND FIVE MAJOR SITC COMMODITY GROUP
** MEI / MAY 2014 ****

Negara Asal/ SITC/ Uraian Golongan Barang <i>Country of Origin/ SITC/ group Description</i>	Berat Bersih / <i>Net Weight (Kg)</i>		Nilai CIF / <i>CIF Value (US\$)</i>	
	Bulan ini <i>Current month</i>	Kumulatif <i>Cum. Jan to date</i>	Bulan ini <i>Current month</i>	Kumulatif <i>Cum. Jan to date</i>
HUNGARY				
741 Heating And Cooling Equipments And Parts	6 293	265 238	23 920	7 491 588
772 Electrical Apparatus For Making And Breaking Electrical Circuits	2 209	392 605	628 930	3 664 860
728 Other Machines And Equipment Specialized For Particular Industry	2 717	37 642	67 919	2 840 115
752 Automatic Data Processing Machines And Their Units	2 493	12 851	370 045	2 303 806
541 Medicinal And Pharmaceutical Products	1 119	8 142	320 820	2 116 481
LAINNYA	160 896	1 170 670	2 161 790	17 265 583
SUB TOTAL	175 727	1 887 148	3 573 424	35 682 433
POLAND				
022 Milk,cream, And Milk Products Other Than Butter Or Cheese	2 074 000	5 809 500	3 337 427	9 708 580
098 Edible Products And Preparations	285 800	1 430 530	1 146 323	4 920 451
515 Organo-inorganic And Heterocyclic Compounds	2 100	1 506 665	54 538	3 594 532
553 Perfumery, Cosmetics, And Toilet Preparations	117 708	380 935	1 227 246	3 541 728
696 Cutlery	18 879	89 731	627 286	2 947 893
LAINNYA	4 082 394	15 817 691	9 864 230	33 497 411
SUB TOTAL	6 580 881	25 035 052	16 257 050	58 210 595
ROMANIA				
842 Women's Coats/jacket, Not Knitted	6 682	26 071	324 403	1 311 772
679 Tubes, Pipes, Hollow Profile, Pipe Fitting Of Iron/steel	38 555	193 336	110 741	856 731
748 Transmission Shafts And Cranks	19 843	20 786	536 773	578 062
653 Fabrics, Woven, Of Man-made Fibres	0	22 107	0	524 940
728 Other Machines And Equipment Specialized For Particular Industry	236	19 065	7 665	426 947
LAINNYA	152 412	1 129 709	1 106 325	4 852 305
SUB TOTAL	217 728	1 411 074	2 085 907	8 550 757
BULGARIA				
121 Tobacco, Unmanufactured And Refused	103 964	606 812	1 038 742	5 152 097
523 Metallicsalts And Peroxysalts	4 560 740	20 025 504	1 056 838	4 596 971
081 Feeding Stuff For Animals	100 500	442 500	404 418	2 000 434
772 Electrical Apparatus For Making And Breaking Electrical Circuits	12 439	58 752	423 535	1 797 809
776 Thermionic, Cold Cathode, And Photo Cathode Valves/tubes	29	130	366 771	1 486 572
LAINNYA	430 221	2 008 738	654 606	3 496 280
SUB TOTAL	5 207 893	23 142 436	3 944 910	18 530 163
SERBIA				
748 Transmission Shafts And Cranks	0	183	0	876
746 Ball Or Roller Bearings	0	38	0	65
SUB TOTAL	0	221	0	941
ALBANIA				
671 Pig Iron,spiegeleisen,sponge Iron, And Ferro-alloys	0	249 889	0	389 840
841 Men's Coats/jackets, Not Knitted	67	695	4 180	38 581
851 Footwears	182	453	7 241	17 935
842 Women's Coats/jacket, Not Knitted	0	61	0	15 420
845 Articles Of Apparel	0	73	0	3 784
LAINNYA	4	18	60	803
SUB TOTAL	253	251 189	11 481	466 363
ARMENIA				
741 Heating And Cooling Equipments And Parts	15 797	15 797	195 158	195 158
841 Men's Coats/jackets, Not Knitted	12	27	1 016	2 444
784 Parts And Accessories Of The Motor Vehicles	70	70	1 824	1 824
772 Electrical Apparatus For Making And Breaking Electrical Circuits	6	6	135	135
874 Measuring, Checking, Analysing, And Controlling Instrument And Appar	0	7	0	125
LAINNYA	0	3	0	74
SUB TOTAL	15 885	15 910	198 133	199 760
AZERBAIJAN				
333 Petroleum Oil, Crude	471 025 340	1 479 956 463	406 570 310	1 248 250 275
749 Non-electric Parts And Accessories Of Machineries	0	8	0	4 060
747 Taps, Cocks, And Valves For Pipes	0	1	0	2 700
772 Electrical Apparatus For Making And Breaking Electrical Circuits	0	2	0	116
SUB TOTAL	471 025 340	1 479 956 474	406 570 310	1 248 257 151

**I.6 IMPOR KOMODITI MENURUT NEGARA ASAL / IMPORT BY COUNTRY OF ORIGIN
DAN LIMA GOLONGAN BARANG (SITC) UTAMA / AND FIVE MAJOR SITC COMMODITY GROUP
** MEI / MAY 2014 ****

Negara Asal/ SITC/ Uraian Golongan Barang <i>Country of Origin/ SITC/ group Description</i>	Berat Bersih / <i>Net Weight (Kg)</i>		Nilai CIF / <i>CF Value (US\$)</i>	
	Bulan ini <i>Current month</i>	Kumulatif <i>Cum. Jan to date</i>	Bulan ini <i>Current month</i>	Kumulatif <i>Cum. Jan to date</i>
BELARUS				
562 Fertilizers, Manufactured	78 015 000	142 011 700	22 221 013	40 913 051
625 Rubber Tyre, tyre Cases, tyre Treads, inner Tubes, And Tyre Flaps	12 679	201 412	67 214	808 188
891 Arms And Ammunitions	0	1 028	0	669 750
592 Starches, Inulin, And Wheat Glutenal Buminoidal Substances; Glues	0	15 000	0	177 131
842 Women's Coats/jacket, Not Knitted	2	219	81	10 721
LAINNYA	782	1 428	7 234	11 234
SUB TOTAL	78 028 463	142 230 787	22 295 542	42 590 075
KAZAKHSTAN				
686 Zinc	1 120 174	3 900 140	2 514 984	8 787 177
671 Pig Iron, spiegeleisen, sponge Iron, And Ferro-alloys	0	260 000	0	738 993
122 Tobacco, Manufactured	0	5	0	51 660
874 Measuring, Checking, Analysing, And Controlling Instrument And Appa	73	99	14 347	24 302
772 Electrical Apparatus For Making And Breaking Electrical Circuits	1	1	4 299	4 299
LAINNYA	45	61	449	6 214
SUB TOTAL	1 120 293	4 160 306	2 534 079	9 612 645
KYRGYZSTAN				
726 Printing/book Binding Machinery And Parts	0	10 020	0	96 000
591 Disinfectants, Insecticides, And Fungicides Put In Forms	0	14 000	0	35 000
531 Synthetic Organic; Colouring Matter	0	1 704	0	32 554
652 Cotton Fabrics, Woven	0	1 955	0	23 058
653 Fabrics, Woven, Of Man-made Fibres	0	22 621	0	22 741
LAINNYA	115	48 364	1 415	84 747
SUB TOTAL	115	98 664	1 415	294 100
MOLDOVA, REPUBLIC OF				
041 Wheat And Meslin, Unmilled	497 080	9 353 113	145 396	2 692 362
842 Women's Coats/jacket, Not Knitted	552	4 031	21 794	160 390
845 Articles Of Apparel	238	1 474	13 859	54 000
844 Women's Coats/jackets, Knitted	17	1 531	560	49 056
831 Travel Goods	0	172	0	12 487
LAINNYA	2 465	3 882	10 347	16 339
SUB TOTAL	500 352	9 364 203	191 956	2 984 634
TAJKIKISTAN				
629 Articles Of Rubbers	0	145	0	4 974
759 Parts And Accessories For Machine Of Heading 751 Or 752	10	10	1 050	1 050
SUB TOTAL	10	155	1 050	6 024
TURKMENISTAN				
841 Men's Coats/jackets, Not Knitted	263	1 301	8 929	41 371
842 Women's Coats/jacket, Not Knitted	0	59	0	2 100
SUB TOTAL	263	1 360	8 929	43 471
UKRAINE				
672 Ingots And Other Iron/steel In Primary Forms	81 426 771	148 188 051	45 124 709	80 777 075
673 Flat Rolled Products, Not Clad	10 338 559	67 085 293	7 006 646	44 208 720
041 Wheat And Meslin, Unmilled	501 575	137 354 695	147 463	38 978 971
675 Flat Rolled Products And Alloy Steels	1 557 391	6 023 870	1 360 360	4 751 668
674 Flat Rolled Products, Clad Or Plated	0	3 834 142	0	3 195 249
LAINNYA	3 172 630	27 017 941	3 559 805	14 377 653
SUB TOTAL	96 996 926	389 503 992	57 198 983	186 289 336
UZBEKISTAN				
713 Internal Combustion Piston Engines And Parts	0	277 868	0	3 584 489
251 Pulp And Waste Paper	0	500 000	0	930 000
263 Cotton	50 872	50 872	94 209	94 209
747 Taps, Cocks, And Valves For Pipes	0	84	0	2 284
874 Measuring, Checking, Analysing, And Controlling Instrument And Appa	0	3	0	77
LAINNYA	0	5	0	140
SUB TOTAL	50 872	828 832	94 209	4 611 199

**I.6 IMPOR KOM ODITI MENURUT NEGARA ASAL / IMPORT BY COUNTRY OF ORIGIN
DAN LIMA GOLONGAN BARANG (SITC) UTAMA / AND FIVE MAJOR SITC COMMODITY GROUP
** MEI / MAY 2014 ****

Negara Asal/ SITC/ Uraian Golongan Barang <i>Country of Origin/ SITC group Description</i>	Berat Bersih / <i>Net Weight (Kg)</i>		Nilai CIF / <i>CIF Value (US\$)</i>	
	Bulan ini <i>Current month</i>	Kumulatif <i>Cum. Jan to date</i>	Bulan ini <i>Current month</i>	Kumulatif <i>Cum. Jan to date</i>
LITHUANIA				
022 Milk,cream, And Milk Products Other Than Butter Or Cheese	325 000	1 000 000	472 283	1 439 478
562 Fertilizers, Manufactured	0	4 254 600	0	1 225 246
041 Wheat And Meslin, Unmilled	0	3 006 340	0	1 016 143
842 Women's Coats/jacket, Not Knitted	21	555	2 868	66 405
764 Telecommunication Equipments And Parts	0	163	0	34 774
LAINNYA	20 995	204 967	82 208	242 127
SUB TOTAL	346 016	8 466 625	557 359	4 024 173
LATVIA				
282 Waste And Scrap Metal Of Iron/steel	501 520	501 520	216 907	216 907
046 Meal And Flour Of Wheat And Flour Of Meslin	0	400 000	0	154 400
784 Parts And Accessories Of The Motor Vehicles	351	2 400	13 138	71 300
515 Organo-inorganic And Heterocyclic Compounds	34	35	58 557	62 012
232 Synthetic Rubber Latex, Synthetic/ reclaimed Rubber	0	21 600	0	60 480
LAINNYA	1 130	36 810	23 565	272 558
SUB TOTAL	503 035	962 365	312 167	837 657
ESTONIA				
764 Telecommunication Equipments And Parts	894	6 012	26 950	194 483
525 Radioactive And Associated Materials	0	20 000	0	110 400
874 Measuring, Checking, Analysing, And Controlling Instrument And Appar	65	568	11 312	82 442
641 Papers And Paperboards	0	77 692	0	73 807
771 Electric Power Machinery And Parts	523	763	33 461	55 540
LAINNYA	41 421	71 660	117 214	319 040
SUB TOTAL	42 903	176 695	188 937	835 712
GEORGIA				
792 Aircraft And Associated Equipments And Parts	0	2 313	0	971 933
685 Lead	47 010	167 970	94 253	334 116
679 Tubes, Pipes, Hollow Profile, Pipe Fitting Of Iron/steel	0	16 732	0	305 913
335 Residual Petroleum Products, And Related Materials	0	101 755	0	128 211
842 Women's Coats/jacket, Not Knitted	988	2 271	30 390	71 630
LAINNYA	140	24 680	9 684	101 093
SUB TOTAL	48 138	315 721	134 327	1 912 896
CROATIA				
121 Tobacco, Unmanufactured And Refused	198 000	924 600	859 320	4 221 870
273 Stone, Sand And Gravel	0	995 280	0	639 864
663 Mineral Manufactures	0	234 790	0	387 362
653 Fabrics, Woven, Of Man-made Fibres	14	24 406	760	329 910
737 Metalworking Machinery And Parts	3 538	55 593	12 123	309 767
LAINNYA	121 412	534 660	264 736	1 629 901
SUB TOTAL	322 964	2 769 329	1 136 939	7 518 674
BOSNIA AND HERZEGOVINA				
851 Footwears	0	148 568	0	28 918
747 Taps, Cocks, And Valves For Pipes	116	116	9 295	9 295
743 Pumps, Compressors, Fans, Blowers, Centrifuges, And Parts	0	38	0	1 999
723 Civil Engineering And Contractor Plants And Equipments/parts	6	75	1	1 757
694 Nails, Screws, Nuts, Bolts, Rivets Of Iron/steel Or Copper	3	32	14	508
LAINNYA	0	32	0	1 189
SUB TOTAL	125	148 861	9 310	43 666
MALTA				
542 Medicaments, Including Veterinary Medicaments	2 296	4 631	335 158	863 005
251 Pulp And Waste Paper	192 360	1 025 500	37 510	168 363
778 Electrical Machinery And Apparatus	0	1 047	0	96 581
579 Waste And Scrap Of Plastics	60 580	138 088	18 174	61 578
515 Organo-inorganic And Heterocyclic Compounds	0	104	0	48 872
LAINNYA	232	2 250	18 248	122 847
SUB TOTAL	255 468	1 171 620	409 090	1 361 246

**I.6 IM POR KOM ODITI M ENURUT NEGARA ASAL / IMPORT BY COUNTRY OF ORIGIN
DAN LIMA GOLONGAN BARANG (SITC) UTAMA / AND FIVE MAJOR SITC COMMODITY GROUP
** MEI / MAY 2014 ****

Negara Asal/ SITC/ Uraian Golongan Barang <i>Country of Origin/ SITC/ group Description</i>	Berat Bersih / <i>Net Weight (Kg)</i>		Nilai CIF / <i>CIF Value (US\$)</i>	
	Bulan ini <i>Current month</i>	Kumulatif <i>Cum. Jan to date</i>	Bulan ini <i>Current month</i>	Kumulatif <i>Cum. Jan to date</i>
SLOVAKIA				
514 Nitrogen-function Compounds	152 000	380 000	240 160	600 400
894 Baby Carriages, Toys, Games, And Sporting Goods	0	51 120	0	388 496
759 Parts And Accessories For Machine Of Heading 751 Or 752	625	2 127	54 704	310 657
778 Electrical Machinery And Apparatus	3 979	9 956	87 413	267 678
741 Heating And Cooling Equipments And Parts	9 810	10 827	151 296	213 485
LAINNYA	37 841	332 149	514 956	2 773 193
SUB TOTAL	204 255	786 179	1 048 529	4 553 909
SLOVENIA				
542 Medicaments, Including Veterinary Medicaments	847	2 397	212 056	1 007 981
541 Medicinal And Pharmaceutical Products	0	4 500	0	483 750
699 Manufactures Of Base Metals	7 640	25 258	57 330	361 663
737 Metalworking Machinery And Parts	0	89 040	0	286 328
893 Article Of Plastics	11 123	48 223	54 246	286 147
LAINNYA	39 114	530 403	276 676	2 721 192
SUB TOTAL	58 724	699 821	600 308	5 147 061
CZECH REPUBLIC				
251 Pulp And Waste Paper	4 304 603	34 632 167	3 766 678	30 904 374
744 Mechanical Handling Equipments And Parts	36	193 128	1 379	3 804 319
743 Pumps, Compressors, Fans, Blowers, Centrifuges, And Parts	30 287	188 455	443 100	3 139 813
514 Nitrogen-function Compounds	298 000	1 461 160	632 100	3 017 731
022 Milk,cream, And Milk Products Other Than Butter Or Cheese	0	600 000	0	2 672 650
LAINNYA	985 187	3 580 305	4 911 941	19 716 881
SUB TOTAL	5 618 113	40 655 215	9 755 198	63 255 768
REP. OF MACEDONIA				
121 Tobacco, Unmanufactured And Refused	30 240	30 660	189 907	193 532
842 Women's Coats/jacket, Not Knitted	17	554	1 098	60 152
844 Women's Coats/jackets, Knitted	29	197	1 457	6 932
845 Articles Of Apparel	5	89	220	6 623
841 Men's Coats/jackets, Not Knitted	0	35	0	1 973
LAINNYA	0	39	0	1 980
SUB TOTAL	30 291	31 574	192 682	271 192
FAEROE ISLANDS				
034 Fish, Fresh, Chilled Or Frozen	0	24 309	0	155 536
597 Additive For Mineral Oils	230	231	3 448	6 200
SUB TOTAL	230	24 540	3 448	161 736
RUSSIA FEDERATION				
672 Ingots And Other Iron/steel In Primary Forms	123 454 698	635 980 832	68 630 722	330 723 234
334 Petroleum Products, Refined	36 678 877	108 167 812	32 926 194	99 622 860
562 Fertilizers, Manufactured	18 714 715	294 906 749	5 833 223	88 673 636
333 Petroleum Oil, Crude	0	81 113 671	0	66 334 293
278 Other Crude Minerals	9 402 750	37 348 125	5 464 997	22 180 584
LAINNYA	8 018 805	117 351 186	11 605 081	90 421 472
SUB TOTAL	196 269 845	1 274 868 375	124 460 217	697 956 079
SERBIA				
891 Arms And Ammunitions	21 025	54 084	2 994 279	5 568 127
098 Edible Products And Preparations	10 000	30 400	133 200	408 444
112 Alcoholic Beverages	0	3 324	0	16 111
121 Tobacco, Unmanufactured And Refused	0	2 560	0	15 612
741 Heating And Cooling Equipments And Parts	849	849	12 351	12 351
LAINNYA	439	5 201	12 016	50 469
SUB TOTAL	32 313	96 418	3 151 846	6 071 114

**I.6 IM POR KOM ODITI MENURUT NEGARA ASAL / IMPORT BY COUNTRY OF ORIGIN
DAN LIMA GOLONGAN BARANG (SITC) UTAMA / AND FIVE MAJOR SITC COMMODITY GROUP
** MEI / MAY 2014 ****

Negara Asal/ SITC/ Uraian Golongan Barang <i>Country of Origin/ SITC/ group Description</i>	Berat Bersih / <i>Net Weight (Kg)</i>		Nilai CIF / <i>CIF Value (US\$)</i>	
	Bulan ini <i>Current month</i>	Kumulatif <i>Cum. Jan to date</i>	Bulan ini <i>Current month</i>	Kumulatif <i>Cum. Jan to date</i>
MONTENEGRO				
845 Articles Of Apparel	20	20	700	700
842 Women's Coats/ jacket, Not Knitted	9	9	328	328
743 Pumps, Compressors, Fans, Blowers, Centrifuges, And Parts	0	2	0	283
874 Measuring, Checking, Analysing, And Controlling Instrument And Appar	0	4	0	122
748 Transmission Shafts And Cranks	2	8	22	48
LAINNYA	0	1	0	7
SUB TOTAL	31	44	1 050	1 488

http://www.bps.go.id

**I.7 IM POR KOM ODITI TERTENTU M ENURUT NEGARA ASAL UTAM A
CERTAIN COM M ODITIES IM PORT BY MAIN COUNTRY OF ORIGIN**

** M EI / M AY 2014 **

Komoditi Commodity	Negara Asal Country of Origin	Berat Bersih / Net Weight (Kg)		Nilai CIF / CIF Value (US\$)	
		Bulan ini Current month	Kumulatif Cum. Jan to date	Bulan ini Current month	Kumulatif Cum. Jan to date
Beras					
	THAILAND	19 450 000	63 792 600	7 947 630	28 804 128
	INDIA	13 846 000	48 048 580	4 977 820	17 430 987
	PAKISTAN	1 500 000	8 450 000	561 900	3 155 750
	CHINA	0	500 000	0	1 725 000
	VIET NAM	0	2 946 000	0	1 647 836
	LAINNYA	0	3 001 206	0	1 129 591
	Sub Total	34 796 000	126 738 386	13 487 350	53 893 292
Jagung					
	INDIA	262 124 910	656 814 112	66 515 102	163 498 894
	BRAZIL	56 990 089	320 230 104	14 779 641	77 877 322
	ARGENTINA	73 806 395	74 708 177	19 727 073	20 413 660
	UNITED STATES	21 351 814	41 413 028	5 479 326	11 145 974
	THAILAND	320 000	9 621 146	798 400	4 288 957
	LAINNYA	30 055	11 262 575	8 497	2 732 661
	Sub Total	414 623 263	1 114 049 142	107 308 039	279 957 468
Kedelai					
	UNITED STATES	228 738 349	1 012 051 849	139 435 296	602 268 583
	MALAYSIA	954 375	5 550 168	724 077	3 893 249
	CANADA	1 773 260	5 758 450	1 041 497	3 304 849
	UKRAINE	329 465	4 285 567	164 733	2 279 695
	ETHIOPIA	210 000	2 404 000	117 835	1 255 610
	LAINNYA	460 890	1 785 315	333 947	1 276 146
	Sub Total	232 466 339	1 031 835 349	141 817 385	614 278 132
Biji Gandum dan Meslin					
	AUSTRALIA	306 346 060	1 749 827 886	96 153 099	561 409 484
	CANADA	201 898 235	488 972 545	70 083 089	171 065 961
	UNITED STATES	68 398 017	484 800 311	23 628 307	167 162 034
	INDIA	96 733 605	146 319 017	29 783 437	44 938 448
	UKRAINE	501 575	137 354 695	147 463	38 978 971
	LAINNYA	3 065 470	76 160 443	969 344	24 385 211
	Sub Total	676 942 962	3 083 434 897	220 764 739	1 007 940 109
Tepung terigu					
	TURKEY	6 668 500	36 531 800	2 255 325	12 088 554
	SRI LANKA	7 099 000	17 018 000	3 034 190	7 354 236
	INDIA	1 834 950	9 365 425	671 959	3 483 444
	MALAYSIA	60 000	6 040 099	25 080	2 951 863
	UKRAINE	900 000	7 140 800	353 616	2 684 172
	LAINNYA	858 751	6 082 574	398 666	2 795 521
	Sub Total	17 421 201	82 178 698	6 738 836	31 357 790
Gula Pasir					
	THAILAND	0	14 815 000	0	7 447 835
	AUSTRALIA	16	3 100 226	56	2 097 725
	MALAYSIA	700 000	3 100 000	378 200	1 654 160
	KOREA, REPUBLIC OF	1 536 000	2 304 000	1 060 800	1 591 200
	NEW ZEALAND	680 000	1 300 000	449 122	876 935
	LAINNYA	80 861	82 231	45 118	68 645
	Sub Total	2 996 877	24 701 457	1 933 296	13 736 500
Gula Tebu					
	THAILAND	195 600 000	805 925 000	86 727 278	365 636 216
	BRAZIL	0	278 832 277	0	132 175 675
	AUSTRALIA	72 600 000	215 577 000	32 107 350	98 050 787
	SOUTH AFRICA	0	82 560 000	0	36 117 068
	KOREA, REPUBLIC OF	0	4 995	0	6 584
	Sub Total	268 200 000	1 382 899 272	118 834 628	631 986 330

**I.7 IM POR KOM ODITI TERTENTU M ENURUT NEGARA ASAL UTAMA
CERTAIN COM MODITIES IM PORT BY MAIN COUNTRY OF ORIGIN**

** M E I / M A Y 2014 **

Komoditi Commodity	Negara Asal Country of Origin	Berat Bersih / Net Weight (Kg)		Nilai CIF / CIF Value (US\$)	
		Bulan ini Current month	Kumulatif Cum. Jan to date	Bulan ini Current month	Kumulatif Cum. Jan to date
Daging Sejenis Lembu					
	AUSTRALIA	7 411 947	29 479 829	31 388 215	124 169 926
	NEW ZEALAND	2 581 863	11 367 045	11 339 163	49 354 179
	UNITED STATES	436 003	3 652 661	1 649 471	14 431 680
	SINGAPORE	0	47 010	0	174 635
	Sub Total	10 429 813	44 546 545	44 376 849	188 130 420
Jenis Lembu					
	AUSTRALIA	24 107 528	95 883 754	66 656 930	267 832 189
	Sub Total	24 107 528	95 883 754	66 656 930	267 832 189
Daging Ayam					
	BELGIUM	0	100	0	1 684
	Sub Total	0	100	0	1 684
Garam					
	AUSTRALIA	144 000 000	765 577 004	5 852 790	35 256 637
	INDIA	56 000	235 596 169	3 360	9 838 417
	NEW ZEALAND	72 000	984 000	21 600	382 656
	CHINA	2 139 000	2 339 001	166 365	191 175
	GERMANY, FED. REP. OF	22 000	132 325	12 253	188 465
	LAINNYA	76 065	708 073	38 744	183 420
	Sub Total	146 365 065	1 005 336 572	6 095 112	46 040 770
Mentega					
	NEW ZEALAND	1 537 967	6 908 317	7 391 527	33 257 963
	BELGIUM	350 547	1 239 146	2 207 499	7 810 849
	FRANCE	108 964	316 015	796 225	2 281 162
	UNITED STATES	71 260	341 740	420 502	1 854 046
	NETHERLANDS	177 218	738 906	459 944	1 648 617
	LAINNYA	48 073	318 565	218 612	1 502 063
	Sub Total	2 294 029	9 862 689	11 494 309	48 354 700
Minyak Goreng					
	MALAYSIA	1 261 371	9 005 882	1 550 919	10 118 668
	SPAIN	142 885	415 517	715 461	2 448 584
	ITALY	23 393	271 430	143 850	1 142 729
	AUSTRALIA	252 720	578 024	322 219	772 526
	SINGAPORE	154 493	533 148	219 010	771 130
	LAINNYA	389 729	930 372	644 887	1 523 568
	Sub Total	2 224 591	11 734 373	3 596 346	16 777 205
Susu					
	NEW ZEALAND	4 664 882	23 598 027	22 864 418	118 891 923
	UNITED STATES	3 805 250	20 247 843	17 567 601	90 184 817
	AUSTRALIA	2 599 246	14 563 222	13 144 280	71 463 582
	FRANCE	1 324 699	9 885 165	5 943 964	41 709 387
	BELGIUM	1 900 000	7 575 000	8 860 575	33 833 625
	LAINNYA	2 796 033	13 033 165	12 726 518	57 406 973
	Sub Total	17 090 110	88 902 422	81 107 356	413 490 307
Bawang Merah					
	THAILAND	162 000	20 512 146	70 200	9 716 059
	INDIA	4 851 800	21 181 778	953 040	6 435 529
	VIET NAM	145 000	10 812 900	84 100	5 196 319
	Sub Total	5 158 800	52 506 824	1 107 340	21 347 907
Bawang putih					
	CHINA	24 643 723	170 498 769	17 451 791	123 337 312
	VIET NAM	290 000	290 000	203 000	203 000
	TAIWAN	135 000	135 000	50 879	50 879
	SINGAPORE	0	55 883	0	23 992
	Sub Total	25 068 723	170 979 652	17 705 670	123 615 183

**I.7 IM POR KOM ODITI TERTENTU M ENURUT NEGARA ASAL UTAM A
CERTAIN COM M ODITIES IM PORT BY MAIN COUNTRY OF ORIGIN**

** M EI / M AY 2014 **

Komoditi Commodity	Negara Asal Country of Origin	Berat Bersih / Net Weight (Kg)		Nilai CIF / CIF Value (US\$)	
		Bulan ini Current month	Kumulatif Cum. Jan to date	Bulan ini Current month	Kumulatif Cum. Jan to date
Kelapa	PHILIPPINES	20 821	79 969	74 313	298 966
	THAILAND	45 980	204 668	41 072	137 120
	MALAYSIA	0	1 814	0	5 534
	Sub Total	66 801	286 451	115 385	441 620
Kelapa Sawit	MALAYSIA	0	259	0	59 065
	Sub Total	0	259	0	59 065
Lada	VIET NAM	252 511	1 048 290	1 896 666	7 533 226
	MALAYSIA	0	105 920	0	861 219
	BRAZIL	385	71 218	6 582	477 112
	NETHERLANDS	200	4 600	3 643	59 810
	UNITED STATES	678	4 465	11 596	36 345
	LAINNYA	690	3 823	8 326	53 929
	Sub Total	254 464	1 238 316	1 926 813	9 021 641
Teh	VIET NAM	414 477	2 488 293	458 781	2 820 842
	KENYA	312 736	935 952	730 541	2 313 082
	IRAN (ISLAM IC REPUBLIC OF)	1 290 803	2 022 167	861 765	1 552 162
	INDIA	42 761	843 374	121 616	1 538 463
	SRI LANKA	11 400	116 701	45 057	955 303
	LAINNYA	232 800	852 197	464 051	2 012 586
	Sub Total	2 304 977	7 258 684	2 681 811	11 192 438
Kopi	VIET NAM	2 700 171	10 029 067	6 105 307	20 500 514
	INDONESIA	15 240	580 352	38 100	1 032 641
	BRAZIL	0	387 366	0	990 608
	ITALY	29 957	49 049	589 057	916 660
	UNITED STATES	11 409	145 485	89 159	897 009
	LAINNYA	120 411	278 057	446 144	1 157 105
	Sub Total	2 877 188	11 469 376	7 267 767	25 494 537
Kakao	COTE D'IVOIRE	976 827	10 829 664	3 120 571	31 601 154
	ECUADOR	800 814	5 329 109	2 418 616	15 492 895
	GHANA	900 714	4 428 315	2 385 016	12 494 747
	PAPUA NEW GUINEA	754 987	3 515 072	2 100 292	10 016 370
	MALAYSIA	1 282 678	2 823 337	2 202 234	6 288 264
	LAINNYA	1 733 115	3 679 379	2 560 578	7 978 627
	Sub Total	6 449 135	30 604 876	14 787 307	83 872 057
Cabe (segar-dingin)	VIET NAM	0	14 707	0	24 936
	Sub Total	0	14 707	0	24 936
Cabe (kering-tumbuk)	INDIA	2 445 035	9 739 992	2 846 881	11 340 163
	CHINA	320 950	1 571 014	432 286	1 901 793
	THAILAND	600	18 455	8 658	209 695
	KOREA, REPUBLIC OF	0	69 826	0	98 341
	MALAWI	28 000	67 975	34 020	86 259
	LAINNYA	22 241	139 816	96 848	291 246
	Sub Total	2 816 826	11 607 078	3 418 693	13 927 497

**I.7 IMPOR KOMODITI TERTENTU MENURUT NEGARA ASAL UTAMA
CERTAIN COMMODITIES IMPORT BY MAIN COUNTRY OF ORIGIN**

** MEI / MAY 2014 **

Komoditi Commodity	Negara Asal Country of Origin	Berat Bersih / Net Weight (Kg)		Nilai CIF / CIF Value (US\$)	
		Bulan ini Current month	Kumulatif Cum. Jan to date	Bulan ini Current month	Kumulatif Cum. Jan to date
Cabe (awet sementara)					
	THAILAND	417 600	1 430 688	417 120	1 358 456
	CHINA	175 229	603 455	210 275	725 556
	MALAYSIA	88 000	299 200	158 400	545 600
	Sub Total	680 829	2 333 343	785 795	2 629 612
Tembakau					
	CHINA	3 643 765	19 302 737	19 427 524	102 953 128
	BRAZIL	667 196	4 047 694	4 733 304	20 234 520
	TURKEY	416 089	1 793 412	3 659 341	13 250 110
	INDIA	188 080	2 860 555	920 543	11 747 516
	UNITED STATES	457 996	1 581 323	3 704 667	10 983 788
	LAINNYA	1 749 600	11 773 194	12 594 481	71 417 857
	Sub Total	7 122 726	41 358 915	45 039 860	230 586 919
Kentang					
	AUSTRALIA	2 947 302	8 340 617	1 728 435	5 506 540
	CANADA	1 316 000	5 992 000	785 164	3 627 000
	UNITED KINGDOM	0	1 200 000	0	1 138 594
	EGYPT	1 152 000	1 755 000	636 030	969 300
	BANGLADESH	156 000	260 000	42 176	67 940
	LAINNYA	155 080	235 637	72 503	103 914
	Sub Total	5 726 382	17 783 254	3 264 308	11 413 288

K1. IM POR KAWASAN BERIKAT / BOUND ZONE IMPORT
M ENURUT GOLONGAN BARANG 2 DIJIT HS / BY COMMODITY 2 DIGITS HS
**** MEI / MAY 2014 ****

HS Uraian Golongan Barang Uraian Golongan Barang	Berat Bersih / Net Weight (Kg)		Nilai CIF / CIF Value (US\$)	
	Bulan ini Current month	Kumulatif Cum. Jan to date	Bulan ini Current month	Kumulatif Cum. Jan to date
02 Meat and edible meat offal	95	626	2 255	12 139
03 Fish and crustaceans	2 071 229	8 628 648	7 031 122	36 845 233
04 Dairy products, bird's eggs, natural honey	426 133	2 548 136	2 174 268	13 185 887
05 Products of animal origin	155 618	528 566	8 970 005	33 038 066
06 Live trees and other plants	357	5 788	2 019	110 621
07 Edible vegetables and certain roots and tubers	123	285	690	1 552
08 Edible fruits and nuts	6 805	16 557	21 051	50 326
09 Coffee, tea, mate, and spices	557 932	2 947 882	1 489 764	6 784 781
10 Cereals	60 072 330	237 620 990	19 153 396	72 368 500
11 Products of the milling industry; malt, starches	604 184	696 936	282 282	381 054
12 Oil seeds and oleaginous fruits; grains, seed, and fruits	44 453	473 872	107 988	1 262 968
13 Lac; gums; resins and other vegetable saps and extracts	4 155	36 547	47 627	276 688
14 Vegetable plaiting materials; vegetable products	737	1 859	3 872	9 058
15 Animal or vegetable oils/fats and their cleavage products	665 122	2 681 452	1 148 136	4 037 892
16 Preparations of meat/fish/crustaceans/molluscs or other aquatic inverte	124 891	595 094	834 607	3 165 996
17 Sugar and sugar confectionery	207 667 450	1 033 852 543	89 474 097	469 482 650
18 Cocoa and cocoa preparations	3 078	24 928	86 519	557 457
19 Preparations of cereals, flour, starch or milk; pastrycooks' products	62 548	379 514	208 646	1 080 298
20 Preparations of vegetables, fruits, nuts or other part of plants	24 796	122 609	33 254	333 168
21 Miscellaneous edible preparations	2 994	161 028	26 574	718 648
22 Beverages, spirit, and vinegar	256 790	443 142	1 006 018	1 721 340
23 Residues and waste from the food industries	0	29 881	0	67 590
24 Tobacco and manufactured tobacco substitutes	1 239 633	4 795 295	11 867 947	42 572 086
25 Salts; sulphur; earths and stone; plastering materials, lime and cement	11 184 922	50 853 636	4 154 162	19 768 185
26 Ores, slag, and ash	149 741	1 217 304	218 493	2 148 853
27 Mineral fuels, mineral oils and products of their distillation	18 747 980	53 559 211	24 383 718	65 991 606
28 Inorganic chemicals	19 039 882	68 377 843	21 456 986	89 942 035
29 Organic chemicals	18 430 086	271 865 472	25 091 918	161 352 872
30 Pharmaceutical products	2 024	17 754	28 474	178 989
31 Fertilizers	28 833	2 069 441	49 840	1 161 088
32 Tanning or dyeing extracts	3 064 581	31 634 965	15 528 715	74 170 732
33 Essential oils and resinoids; perfumery, cosmetic or toilet preparations	37 702	357 792	2 555 399	8 028 739
34 Soap, organic surface-active agents, washing, and lubricating preparations	1 392 099	6 816 919	4 427 533	22 996 957
35 Albuminoidal substances; modified starches; glues; enzymes	841 132	4 481 126	3 751 815	17 550 942
36 Explosives; pyrotechnic products; matches; certain combustible preparations	5 629	65 121	251 054	2 132 374
37 Photographic and cinematographic goods	126 129	556 561	436 288	2 264 173
38 Miscellaneous chemical products	3 257 165	18 862 918	20 388 204	89 667 919
39 Plastics and articles thereof	45 653 477	270 194 596	112 195 898	620 009 879
40 Rubber and articles thereof	12 096 959	55 662 209	29 485 674	151 787 559
41 Raw hides, skins, and leather	2 379 592	12 638 031	29 786 319	146 417 035
42 Articles of leather; saddlery and harness; travel goods and similar goods	33 600	215 989	1 030 372	4 678 884
43 Furskins and artificial fur; manufactures thereof	5 501	18 351	661 038	2 954 433
44 Wood and articles of wood; wood charcoal	10 041 961	48 895 868	13 072 100	39 480 175
45 Cork and articles of cork	12 477	52 866	111 965	462 217
46 Manufactured of straw or other plaiting materials; basketware and wicker	23 344	89 639	20 646	78 233
47 Pulp of wood or of other fibrous cellulosic material; recovered paper/paperboard	21 869 878	127 459 142	19 341 399	113 266 146
48 Paper and paperboard; articles of paper pulp or of paper/paperboard	10 286 015	57 039 102	27 458 583	136 450 447
49 Printed books, newspapers, pictures, and other products of printing in	55 905	338 400	1 910 210	9 640 833
50 Silk	800	5 234	12 241	202 074
51 Wool, fine or coarse animal hair; horse hair yarn, woven fabrics of	554 614	1 967 710	13 055 982	42 973 339
52 Cotton	18 408 336	82 265 207	109 492 914	490 590 138
53 Other vegetable textile fibres; paper yarns and woven fabrics of paper	128 808	812 286	235 545	2 725 740
54 Man-made filaments	8 884 035	37 516 762	80 593 735	354 445 820
55 Man-made staple fibres	19 460 781	82 333 312	69 826 868	308 645 632
56 Wadding, felt, and non-wovens	1 796 348	10 224 227	15 075 347	80 384 085
57 Carpets and other textile floor coverings	35 356	253 744	301 265	1 984 356
58 Special woven fabrics; tufted textile fabrics; lace; tapestries; embroidery	1 261 921	6 919 566	19 867 929	110 752 222
59 Impregnated, coated, covered or laminated textile fabrics	2 575 207	14 747 834	24 400 294	132 842 472
60 Knitted or crocheted fabrics	11 603 678	55 362 149	103 172 294	514 240 125
61 Articles of apparel and clothing accessories, knitted or crocheted	186 543	916 853	3 136 985	12 040 189
62 Articles of apparel and clothing accessories, not knitted or crocheted	296 233	1 391 176	5 131 336	25 234 545
63 Other made up textile articles; sets; worn clothing and worn textile articles	106 061	528 234	1 571 823	5 113 835
64 Footwear, gaiters and the like; parts of such articles	832 457	4 710 670	11 127 026	58 162 687
65 Headgear and parts thereof	23 239	72 178	273 767	1 082 159
66 Umbrellas, walking sticks, seat-sticks, whips, riding crops and parts	46	82	738	1 542
67 Prepared feathers and articles; artificial flowers; articles of human	11 101	42 550	886 677	5 045 049
68 Articles of stone, plaster, cement, asbestos, mica or similar material	396 244	2 801 228	1 947 015	10 625 751
69 Ceramic products	784 992	3 207 231	1 129 516	4 514 674
70 Glass and glassware	4 893 428	23 390 398	6 046 105	28 430 473
71 Natural and cultured pearls, precious/semi precious stones, and precious	25 702	117 348	5 463 117	17 919 163

K1. IMPOR KAWASAN BERIKAT / BOUND ZONE IMPORT
MEURUT GOLONGAN BARANG 2 DIGIT HS / BY COMMODITY 2 DIGITS HS
**** MEI / MAY 2014 ****

HS Uraian Golongan Barang Uraian Golongan Barang	Berat Bersih / Net Weight (Kg)		Nilai CIF / CIF Value (US\$)	
	Bulan ini Current month	Kumulatif Cum. Jan to date	Bulan ini Current month	Kumulatif Cum. Jan to date
72 Iron and steel	97 032 678	487 825 290	66 487 362	346 218 292
73 Articles of iron and steel	18 917 033	47 864 039	50 122 553	148 295 102
74 Copper and articles thereof	10 094 473	43 663 316	72 676 005	326 141 448
75 Nickel and articles thereof	7 221	66 211	257 713	1 568 755
76 Aluminium and articles thereof	5 228 453	27 690 833	17 182 463	89 201 325
78 Lead and articles thereof	555 626	2 666 518	1 385 785	7 080 822
79 Zinc and articles thereof	630 417	2 870 745	1 599 856	6 895 234
80 Tin and articles thereof	8 057	440 085	213 728	4 177 798
81 Other base metal; cermets; and articles thereof	144 409	485 974	7 222 057	32 563 130
82 Tools, implements, cutlery, spoon and forks, of base metal and parts thereof	166 062	645 643	2 823 035	13 930 431
83 Miscellaneous articles of base metal	851 015	7 251 580	8 524 754	47 959 552
84 Nuclear reactors, boilers, machinery and mechanical appliances; parts thereof	15 189 359	92 155 872	181 087 642	935 963 753
85 Electrical machinery and equipments; sound recorders/reproducers, visual	11 203 271	56 797 968	331 669 378	1 631 802 405
86 Railway and tramway locomotive, mechanical traffic, and all kinds thereof	11	9 790	602	202 340
87 Vehicles other than railway/tramway, and parts and accessories thereof	6 739 374	33 366 609	39 264 261	202 600 911
88 Aircraft and its components	6 415	135 794	3 263 094	44 053 877
89 Ships, boat, and floating structures	52	418 883	1 251	741 377
90 Optical, photographic, cinematographic, measuring, checking, medical instruments	468 499	2 498 163	13 400 566	74 498 261
91 Clocks and watches and parts thereof	3 469	95 518	481 640	1 485 367
92 Musical instruments; parts and accessories of such articles	756 135	4 680 274	8 845 974	51 818 888
93 Arms and ammunition; parts and accessories thereof	598	776	12 654	15 682
94 Furnitures, bedding, mattress supports, cushions and stuffed furnishings	166 995	1 638 826	1 223 964	10 783 350
95 Toys, games and sports requisites; parts and accessories thereof	25 584	198 470	657 500	2 830 747
96 Miscellaneous manufactured articles	925 917	4 041 756	17 536 854	68 828 324
97 Works of arts, collectors' pieces and antiques	1 286	6 808	18 648	103 616
98 Vehicles and their components	171 565	1 206 468	3 517 055	29 959 850
TOTAL IMPORT	694 317 971	3 528 240 622	1 803 993 853	8 758 322 010

K2. IM POR KAWASAN BERIKAT / BOUND ZONE IMPORT
MENURUT GOLONGAN BARANG SITC / BY SITC COMMODITY GROUP
**** MEI / MAY 2014 ****

SITC Uraian Golongan Barang Group Description	Berat Bersih / Net Weight (Kg)		Nilai CIF / CIF Value (US\$)	
	Bulan ini Current month	Net Weight (Kg) Kumulatif Cum. Jan to date	Bulan ini Current month	CIF Value (US\$) Kumulatif Cum. Jan to date
A. By Commodity 1 Dijit SITC				
0 Food and Live Animals	271 100 620	1 287 099 438	120 601 771	604 912 562
1 Beverages and Tobacco	1 489 061	5 229 053	12 848 974	44 260 526
2 Crude Materials, Inedible	124 986 643	636 247 129	133 960 025	653 031 434
3 Mineral Fuels, Lubricants, etc.	18 747 864	53 559 059	24 382 547	65 989 769
4 Animal & Vegetable Oils/ Fats	687 617	2 867 321	1 183 713	4 408 234
5 Chemicals	88 310 269	654 630 256	181 988 272	969 117 299
6 Manufactured Goods	147 465 819	660 202 781	668 581 430	3 068 863 299
7 Machinery and Transportation Equipments	33 335 555	184 843 711	557 183 739	2 835 838 311
8 Miscellaneous Manufactured Articles	8 194 390	43 561 163	102 111 419	506 001 910
9 Special Commodities and Transaction	133	711	1 151 963	5 898 666
B. By Commodity 2 Dijit SITC				
01 Meat and meat preparations	4 956	28 415	43 134	111 443
02 Dairy product and eggs	426 133	2 549 996	2 174 268	13 203 220
03 Fish, crustaceans, molluscs and their preparations	2 191 259	9 195 953	7 824 850	39 911 925
04 Cereals and cereal preparations	60 185 791	237 996 337	19 346 817	73 224 020
05 Fruits and vegetables	14 524	53 774	38 380	304 457
06 Sugar, sugar preparations, and honey	207 667 450	1 033 852 543	89 474 097	469 482 650
07 Coffee, tea, cocoa, and spices	561 060	2 974 024	1 576 455	7 343 898
08 Feeding stuff for animals	0	29 881	0	67 590
09 Miscellaneous food preparations	49 447	418 515	123 770	1 263 359
11 Beverages	249 428	433 758	981 027	1 688 440
12 Tobacco and tobacco manufactured	1 239 633	4 795 295	11 867 947	42 572 086
21 Hides, skins and furskins	13	704	6 150	349 431
23 Crude rubber	11 119 146	50 154 354	21 771 858	108 992 245
24 Wood, lumber, and cork	4 382 786	18 570 400	3 303 901	14 267 712
25 Pulp and waste paper	21 869 878	127 459 142	19 341 399	113 266 146
26 Textile fibres and their waste	24 712 300	108 753 445	55 875 531	249 715 654
27 Crude fertilizers and crude minerals	9 629 863	44 413 606	4 026 398	19 245 475
28 Metalliferous ores and metal scraps	53 067 337	285 848 987	20 503 277	112 498 563
29 Crude animals and vegetable materials, nes	205 320	1 046 491	9 131 511	34 696 208
32 Coal, coke, and briquettes	0	78 060	0	38 249
33 Petroleum and petroleum products	18 718 593	53 293 269	24 262 045	65 494 920
34 Gas; natural and manufactured	29 271	187 730	120 502	456 600
42 Fixed vegetable oils/ fats	663 524	2 591 212	1 141 370	3 726 506
43 Animal vegetable oils/ fats	24 093	276 109	42 343	681 728
51 Organic chemicals	18 456 577	271 972 819	24 735 952	158 848 010
52 Inorganic chemicals	18 920 676	67 800 087	21 361 674	89 460 814
53 Dyeing, tanning, and colouring materials	3 143 015	32 065 782	15 459 299	74 408 831
54 Medical and pharmaceutical products	13 262	78 917	537 134	3 427 661
55 Essential oils and perfumery materials	608 675	3 209 571	4 346 391	17 859 620
56 Manufactured fertilizers	3 833	1 789 606	42 428	1 037 378
57 Plastics in primary forms	39 322 727	227 541 455	69 086 903	407 276 591
58 Plastics in non-primary forms	2 739 126	24 067 190	19 974 121	98 958 299
59 Chemical materials and its products, nes	5 102 378	26 104 829	26 444 370	117 840 095
61 Leather, leather med, nes	2 390 153	12 703 159	30 155 826	148 284 924
62 Rubber manufactured, nes	948 748	5 281 327	7 462 512	41 608 069
63 Wood and cork manufactured	5 671 652	30 378 334	9 880 164	25 674 680
64 Paper, paperboard, and manufactured thereof	9 828 446	54 562 404	18 968 778	92 390 976
65 Textile yarns, fabrics, and their products	40 128 548	184 365 759	381 872 102	1 795 967 162
66 Non metallic minerals manufactured	7 825 251	36 788 865	10 648 995	45 965 039
67 Iron and steel	59 083 504	237 136 319	78 174 225	312 266 442
68 Non ferrous metals	16 208 206	75 039 012	98 556 526	454 912 202
69 Manufactured of metal, nes	5 381 311	23 947 602	32 862 302	151 793 805
71 Power generating machine and equipments	2 095 039	9 711 450	15 889 007	98 699 438
72 Machinery specialized for particular industry	5 970 194	32 887 953	92 704 869	433 482 389
73 Metalworking machinery	699 468	4 896 227	9 506 481	58 655 326
74 General industrial machinery and equipments	7 132 637	48 786 028	58 164 382	318 303 614
75 Office machinery and automatic data processing	1 778 794	7 536 646	54 362 021	235 423 032
76 Telecommunication and reproducers apparatus	2 277 433	12 062 818	64 312 095	345 377 810
77 Electrical machinery and apparatus	6 473 463	33 922 394	216 426 378	1 070 925 592
78 Road vehicles	6 902 051	34 477 700	42 553 561	229 981 337
79 Other transportation equipments	6 476	562 495	3 264 945	44 989 773
81 Sanitary, plumbing, and fittings	197 107	1 531 665	1 128 669	7 870 378
82 Furniture	44 877	352 595	203 624	3 466 222
83 Traveling goods	11 435	118 012	359 188	2 248 382
84 Clothing	862 783	4 134 959	13 052 717	57 962 935

K2. IMPOR KAWASAN BERIKAT / BOUND ZONE IMPORT
MENURUT GOLONGAN BARANG SITC / BY SITC COMMODITY GROUP
**** MEI / MAY 2014 ****

SITC Uraian Golongan Barang Group Description	Berat Bersih / Net Weight (Kg)		Nilai CIF / CIF Value (US\$)	
	Bulan ini Current month	Kumulatif Cum. Jan to date	Bulan ini Current month	Kumulatif Cum. Jan to date
85 Footwear	832 457	4 710 670	11 127 026	58 162 687
87 Professional, scientific, and contractor instruments	319 375	1 779 764	7 974 477	47 881 488
88 Photographic apparatus, equipments and optics	278 995	1 368 698	6 339 401	30 069 066
89 Miscellaneous manufactured articles	5 647 361	29 564 800	61 926 317	298 340 752
97 Gold; non monetary	133	711	1 151 963	5 898 666

C. By Commodity 3 Dijit SITC

012 Other Meat, Other Edible Meat Offal, Fresh, Chilled Or Frozen	7	107	209	1 893
016 Meat And Edible Meat Offal, Salted, Dried, Edible Flour Of Meat	88	519	2 046	10 246
017 Meat And Edible Meat Offal, Prepared Or Preserved	4 861	27 789	40 879	99 304
022 Milk, Cream, And Milk Products Other Than Butter Or Cheese	426 037	2 546 497	2 172 030	13 156 458
024 Cheese And Curds	96	1 639	2 238	29 429
025 Eggs, Birds, And Egg Yolks; Fresh, Dried Or Otherwise Preserved	0	1 860	0	17 333
034 Fish, Fresh, Chilled Or Frozen	1 481 534	6 111 571	3 087 231	16 621 467
036 Crustaceans, Molluscs, And Aquatic Invertebrates	589 695	2 517 077	3 943 891	20 223 766
037 Fish, Crustaceans, Molluscs, And Other Aquatic Invertebrates; Prepa	120 030	567 305	793 728	3 066 692
041 Wheat And Meslin, Unmilled	60 072 330	237 620 990	19 153 396	72 368 500
047 Other Cereal Meals And Flours	72 860	150 600	40 673	129 408
048 Cereal Preparations And Preparations Of Flours/ Starchs Of Fruit	40 601	224 747	152 748	726 112
054 Vegetables, Fresh, Chilled, Frozen Or Simply Preserved	123	288	690	1 582
056 Vegetables, Roots And Tubers, Prepared Or Preserved Nes	0	97	0	139
057 Fruit And Nut; Fresh Or Dried	6 805	16 557	21 051	50 326
058 Fruits, Preserved And Preparations	279	20 744	3 700	224 272
059 Fruit And Vegetable Juices	7 317	16 088	12 939	28 138
061 Sugar, Molasses, And Honey	207 667 433	1 033 852 069	89 473 625	469 473 384
062 Sugar Confectionery	17	474	472	9 266
071 Coffee And Coffee Substitutes	58	1 876	325	13 217
072 Cocoa	0	1 704	0	15 103
073 Chocolate And Other Food Preparations Containing Cocoa	3 078	23 224	86 519	542 354
074 Tea And Mate	437 294	2 469 294	474 834	3 071 086
075 Spices	120 630	477 926	1 014 777	3 702 138
081 Feeding Stuff For Animals	0	29 881	0	67 590
091 Margarine And Shortening	1	8 877	5	78 807
098 Edible Products And Preparations	49 446	409 638	123 765	1 184 552
111 Non-Alcoholic Beverages, Nes	18 990	75 734	16 639	68 705
112 Alcoholic Beverages	230 438	358 024	964 388	1 619 735
121 Tobacco, Unmanufactured And Refused	1 141 399	4 490 862	10 081 003	36 615 555
122 Tobacco, Manufactured	98 234	304 433	1 786 944	5 956 531
211 Hides And Skins, Raw	0	42	0	5 205
212 Furskins, Raw	13	662	6 150	344 226
231 Natural Rubber Latex; Natural Rubber And Smilar Natural Gums	2 322 071	8 641 749	4 219 483	17 713 036
232 Synthetic Rubber Latex, Synthetic/ Reclaimed Rubber	8 797 075	41 512 605	17 552 375	91 279 209
244 Cork, Natural, Raw And Waste	821	5 392	22 667	49 608
245 Fuel Wood And Wood Charcoal	1 000	3 007	957	2 607
246 Wood In Chips Or Particles And Waste	1 492 693	6 086 293	440 436	1 822 718
247 Wood In The Rough Or Roughly Squared	44 365	162 490	39 182	173 491
248 Wood, Simply Worked And Railway Sleeper Of Wood	2 843 907	12 313 218	2 800 659	12 219 288
251 Pulp And Waste Paper	21 869 878	127 459 142	19 341 399	113 266 146
263 Cotton	9 647 358	41 845 570	21 241 265	87 640 475
264 Jute And Other Textile Bast Fibres	72 000	423 394	97 200	470 482
265 Vegetable Textile Fibres, Raw Or Processed; Waste Of These Fibres	3 641	19 696	55 118	151 448
266 Synthetic Fibres Suitable For Spinning	8 953 637	39 983 961	23 004 873	106 372 205
267 Other Man-Made Fibres Suitable For Spinning And Waste	5 985 377	26 081 730	10 939 918	49 987 162
268 Wool And Other Animal Hair	50 286	397 567	537 140	5 090 614
269 Old Clothing And Other Old Textile Articles; Rags	1	1 527	17	3 268
272 Fertilizers, Crude	49 200	618 635	36 377	517 977
273 Stone, Sand And Gravel	1 720 033	5 618 149	390 089	1 548 809
274 Sulphur And Unroasted Iron Pyrites	4 726 553	24 133 738	933 421	5 631 360
277 Natural Abrasives	374 110	651 008	299 122	658 939
278 Other Crude Minerals	2 759 967	13 392 076	2 367 389	10 888 390
281 Iron Ore And Concentrates	0	1 000	0	1 407
282 Waste And Scrap Metal Of Iron/ Steel	52 744 858	283 533 983	20 120 004	108 215 503
283 Copper Ores And Concentrates	0	21	0	415
285 Aluminium Ores And Concentrates	119 267	757 787	94 249	604 601
287 Ores And Concentrates Of Basemetals	149 603	1 035 808	218 245	2 020 268
288 Non-Ferrous Base Metal Waste And Scraps	53 607	520 386	70 627	1 656 217
289 Ores And Concentrates Of Precious Metals; Waste, Scraps	2	2	152	152
291 Crude Animal Materials	155 618	528 428	8 970 005	33 036 903
292 Crude Vegetable Materials	49 702	518 063	161 506	1 659 305

K2. IM POR KAWASAN BERIKAT / BOUND ZONE IMPORT
MENURUT GOLONGAN BARANG SITC / BY SITC COMMODITY GROUP
**** MEI / MAY 2014 ****

SITC Uraian Golongan Barang Group Description	Berat Bersih / Net Weight (Kg)		Nilai CIF / CIF Value (US\$)	
	Bulan ini Current month	Kumulatif Cum. Jan to date	Bulan ini Current month	Kumulatif Cum. Jan to date
325 Coke And Semi Coke Of Coal/Lignite/ Peat	0	78 060	0	38 249
334 Petroleum Products, Refined	18 524 867	52 474 525	23 894 966	63 897 032
335 Residual Petroleum Products, And Related Materials	193 726	818 744	367 079	1 597 888
342 Liquefied Propane And Butane	0	710	0	1 404
343 Natural Gas, Liquefied Or Not	37	52	186	379
344 Petroleum Gases And Other Gas	29 234	186 964	120 316	452 217
345 Coal Gas, Water Gas And Similar Gas	0	4	0	2 600
421 Fixed Vegetable Fats And Oils Soft, Crude, Refined Or Fractioned	524 539	2 433 800	676 381	3 243 502
422 Fixed Vegetable Fats And Oils Solid, Crude, Refined Or Fractioned	138 985	157 412	464 989	483 004
431 Animal And Vegetable Oil; Fat Processed And Their Wax	24 093	276 109	42 343	681 728
511 Hydrocarbon And Their Halogenated, Nitrated Derivatives	218 890	30 578 251	710 011	41 827 207
512 Alcohols, Phenols, Phenol-Alcohols And Their Halogenated	11 802 567	210 989 891	8 184 620	43 122 627
513 Carboxylic Acids, And Their Anhydrides, Halides, Peroxides	2 330 941	11 207 565	4 886 751	23 260 916
514 Nitrogen-Function Compounds	2 419 849	11 489 212	6 067 288	27 720 318
515 Organo-Inorganic And Heterocyclic Compounds	912 544	5 034 008	2 957 627	15 310 394
516 Other Organic Chemicals	771 786	2 673 892	1 929 655	7 606 548
522 Inorganic Chemical Elements, Oxides And Halogen Salts	16 467 465	58 067 116	18 438 536	76 477 915
523 Metallic salts And Peroxysalts	2 423 952	9 557 793	2 072 990	8 987 676
524 Other Inorganic Chemicals; Chemical Compound Of Precious Metals	9 250	97 704	741 018	3 520 311
525 Radioactive And Associated Materials	20 009	77 474	109 130	474 912
531 Synthetic Organic; Colouring Matter	1 650 069	6 461 135	8 065 297	36 243 009
532 Dyeing/ Tanning Extracts And Synthetic Tanning Materials	81 821	680 825	177 765	1 543 760
533 Pigments, Paints, Varnishes, And Related Materials	1 411 125	24 923 822	7 216 237	36 622 062
541 Medicinal And Pharmaceutical Products	13 258	78 833	537 063	3 424 825
542 Medicaments, Including Veterinary Medicaments	4	84	71	2 836
551 Essential Oils, Perfumes, And Flavour Materials	18 219	287 050	230 791	2 064 862
553 Perfumery, Cosmetics, And Toilet Preparations	19 483	70 742	2 324 608	5 963 877
554 Soap, Cleansing And Polishing Preparations	570 973	2 851 779	1 790 992	9 830 881
562 Fertilizers, Manufactured	3 833	1 789 606	42 428	1 037 378
571 Polymers Of Ethylene In Primary Forms	13 930 270	81 741 005	23 149 554	130 913 949
572 Polimers Of Styrene In Primary Forms	5 439 979	35 033 754	11 833 745	73 427 912
573 Polimers Of Vinyl Chloride In Primary Forms	432 667	1 540 272	985 654	18 723 408
574 Poliacetals And Polycarbons In Primary Forms	1 650 965	10 440 898	7 019 210	40 276 470
575 Other Plastics In Primary Forms	12 382 827	63 007 855	22 667 167	121 607 849
579 Waste And Scrap Of Plastics	5 486 019	35 777 671	3 431 573	22 327 003
581 Tubes, Pipes, And Hoses Of Plastics	139 324	640 273	2 030 516	9 527 819
582 Plates, Sheets, And Film Of Plastics	2 590 081	23 387 635	17 743 251	88 528 858
583 Monofilament And Rod Of Plastics	9 721	39 282	200 354	901 622
591 Disinfectants, Insecticides, And Fungicides Put In Forms	15 811	509 073	74 036	1 937 350
592 Starches, Inulin, And Wheat Glutenal Buminoidal Substances; Glues	1 353 255	4 951 661	3 891 334	17 268 454
593 Explosive And Pyrotechnic Products	5 628	65 104	250 880	2 130 162
597 Additive For Mineral Oils	675 127	3 052 080	2 290 639	11 234 334
598 Miscellaneous Chemical Products	3 052 557	17 526 911	19 937 481	85 269 795
611 Leathers	2 379 592	12 637 989	29 786 319	146 411 830
612 Manufactures And Composition Leathers	10 358	56 060	271 860	1 426 887
613 Furskins, Tanned Or Dressed	203	9 110	97 647	446 207
621 Materials Of Rubber	317 062	1 793 212	2 252 391	12 856 335
625 Rubber Tyre, Tyre Cases, Tyre Treads, Inner Tubes, And Tyre Flaps	272 810	1 461 868	229 863	1 994 583
629 Articles Of Rubbers	358 876	2 026 247	4 980 258	26 757 151
633 Cork Manufactures	11 656	47 474	89 298	412 609
634 Veneers, Plywood, Improved/ Reconstituted Wood Worked	5 536 869	29 497 312	3 594 132	17 508 547
635 Wood Manufactures	123 127	833 548	6 196 734	7 753 524
641 Papers And Paperboards	6 905 279	39 667 117	10 668 145	50 285 534
642 Paper And Paperboard Cut To Size/ Shape And Article Of Papers	2 923 167	14 895 287	8 300 633	42 105 442
651 Textile Yarns	5 130 761	21 302 751	26 324 806	110 191 240
652 Cotton Fabrics, Woven	7 024 543	31 512 416	81 082 051	367 196 100
653 Fabrics, Woven, Of Man-Made Fibres	10 318 328	42 789 738	103 055 419	453 138 841
654 Textile Fabrics, Woven, Other Than Of Cotton Or Man-Made Fibres	307 341	1 147 446	7 645 218	25 980 873
655 Knitted Or Crocheted Fabrics	11 603 678	55 362 149	103 172 294	514 240 125
656 Tulle, Lace, Embroidery, Ribbons, Trimmings And Other Small Wares	1 183 535	6 167 155	18 711 852	101 568 437
657 Special Yarns, Textile Fabrics	4 396 709	25 215 077	39 860 168	215 890 360
658 Made-Up Articles, Wholly/ Chiefly Of Textile Materials	107 629	532 607	1 585 834	5 172 398
659 Floor Coverings	56 024	336 420	434 460	2 588 788
661 Lime, Cement And Fabricated Construction Materials	1 639 329	8 250 519	193 393	1 133 915
662 Clay And Refractory Construction Materials	907 837	2 839 594	536 073	1 687 156
663 Mineral Manufactures	383 958	2 336 581	2 450 535	13 196 732
664 Glass	4 743 379	22 611 559	5 291 947	24 521 163
665 Glassware	144 908	669 682	737 461	3 628 238
666 Pottery	4 592	65 153	223 446	376 656
667 Pearl, Precious And Semi Precious Stones	1 248	15 777	1 216 140	1 421 179

K2. IMPOR KAWASAN BERIKAT / BOUND ZONE IMPORT
MENURUT GOLONGAN BARANG SITC / BY SITC COMMODITY GROUP
**** MEI / MAY 2014 ****

SITC Uraian Golongan Barang Group Description	Berat Bersih / Net Weight (Kg)		Nilai CIF / CIF Value (US\$)	
	Bulan ini Current month	Kumulatif Cum. Jan to date	Bulan ini Current month	Kumulatif Cum. Jan to date
671 Pig Iron,Spiegeleisen,Sponge Iron, And Ferro-Alloys	271 301	1 294 862	544 685	3 099 126
672 Ingots And Other Iron/Steel In Primary Forms	10 701 835	44 760 821	8 306 147	47 970 048
673 Flat Rolled Products, Not Clad	16 985 700	70 346 326	12 485 139	55 271 852
674 Flat Rolled Products, Clad Or Plated	9 991 773	48 518 596	12 112 499	63 127 855
675 Flat Rolled Products And Alloy Steels	1 146 345	8 875 074	4 067 518	21 604 301
676 Iron/Steel Bars, Rods, Angels, Shaped And Sections	3 828 269	22 648 775	5 412 290	29 266 588
677 Rail/Railway And Tractor Construction Of Iron/Steel Materials	107	10 438	4 949	63 445
678 Wire Of Iron/Steel	1 366 626	7 914 961	3 522 324	18 645 051
679 Tubes, Pipes, Hollow Profile, Pipe Fitting Of Iron/Steel	14 791 548	32 766 466	31 718 674	73 218 176
681 Silver, Platinum, And Other Metal Of The Platinum Groups	19 739	66 837	1 747 056	6 879 757
682 Copper	10 038 826	42 999 632	71 735 936	319 074 388
683 Nickel	6 065	51 218	217 677	1 395 723
684 Aluminium	4 899 374	25 890 097	15 239 346	79 660 361
685 Lead	555 612	2 666 408	1 385 207	7 031 350
686 Zinc	630 105	2 748 733	1 598 530	6 825 350
687 Tin	6 837	421 022	178 327	3 967 916
689 Miscellaneous Non-Ferrous Basemetals Employed In Metallurgy	51 648	195 065	6 454 447	30 077 357
691 Structures And Parts Of Iron/Steel Or Aluminium	1 723 278	2 212 996	3 285 264	5 347 571
692 Metal Containers For Storage And Transportations	732 232	4 089 245	4 701 198	12 860 109
693 Wire Products And Fencing Grills	422 630	1 882 899	1 341 335	5 521 026
694 Nails, Screws, Nuts, Bolts, Rivets Of Iron/Steel Or Copper	715 357	3 607 176	5 200 614	28 434 568
695 Tools For Used In The Hand Or In Machines	144 054	566 633	2 623 423	13 021 797
696 Cutlery	22 008	78 980	199 612	907 295
697 Household Equipment Of Base Metals	70 183	156 506	220 436	587 985
699 Manufactures Of Base Metals	1 551 569	11 353 167	15 290 420	85 113 454
711 Steam And Other Vapour Generating Boilers And Parts	210 007	1 413 724	3 299 088	7 261 405
712 Steam Or Other Generating Boilers And Parts	88 753	94 437	1 094 862	1 294 255
713 Internal Combustion Piston Engines And Parts	1 025 115	3 586 936	3 335 693	26 295 482
714 Engines And Motors, Non-Electric And Parts	9 454	655 734	1 955 293	20 622 913
716 Rotating Electric Plants And Parts	747 209	3 825 434	5 770 284	38 595 963
718 Other Power Generating Machines And Parts	14 501	135 185	433 787	4 629 420
721 Agricultural Machinery And Parts	11 609	52 548	130 002	451 733
723 Civil Engineering And Contractor Plants And Equipments/ Parts	963 992	3 393 747	1 638 552	9 495 884
724 Textile/Leather Machinery And Parts	2 523 811	9 524 040	37 774 904	130 568 720
725 Papermill/Pulpmill Machinery And Paper Cutting Machines	79 898	285 610	622 365	3 087 653
726 Printing/Book Binding Machinery And Parts	904 817	4 276 738	39 779 192	200 956 930
727 Food Processing Machines And Parts	20 043	6 336 731	1 065 069	22 490 155
728 Other Machines And Equipment Specialized For Particular Industry	1 466 024	9 018 539	11 694 785	66 431 314
731 Machine Tools By Removing Metal	254 314	1 357 782	2 639 014	22 250 674
733 Machine Tool For Working Metals	252 368	2 087 242	3 619 415	17 311 662
735 Parts Of Machine Tools	76 568	525 444	2 235 473	13 518 717
737 Metalworking Machinery And Parts	116 218	925 759	1 012 579	5 574 273
741 Heating And Cooling Equipments And Parts	1 651 598	8 308 936	16 205 161	54 581 081
742 Pumps For Liquid And Parts	188 587	2 881 305	3 706 011	16 918 352
743 Pumps, Compressors, Fans, Blowers, Centrifuges, And Parts	1 820 791	15 484 574	7 861 747	58 037 600
744 Mechanical Handling Equipments And Parts	962 394	5 508 093	3 225 297	18 645 827
745 Other Non-Electrical Machinery, Tools, And Mechanical Apparatus	127 346	1 209 790	1 886 487	21 633 886
746 Ball Or Roller Bearings	822 069	5 525 896	6 772 179	34 833 810
747 Taps, Cocks, And Valves For Pipes	106 978	1 170 191	1 544 693	16 153 944
748 Transmission Shafts And Cranks	1 051 358	5 903 888	8 292 679	47 708 888
749 Non-Electric Parts And Accessories Of Machineries	401 516	2 793 355	8 670 128	49 790 226
751 Office Machines	100 242	440 097	308 045	1 331 111
752 Automatic Data Processing Machines And Their Units	157 539	1 343 068	8 852 625	62 709 759
759 Parts And Accessories For Machine Of Heading 751 Or 752	1 521 013	5 753 481	45 201 351	171 382 162
761 Television Receivers	28 247	228 013	196 787	2 276 437
762 Radio Broadcast Receivers	804	2 674	16 583	202 369
763 Sound Recorders Or Reproducers	4 833	28 682	429 478	3 300 981
764 Telecommunication Equipments And Parts	2 243 549	11 803 449	63 669 247	339 598 023
771 Electric Power Machinery And Parts	329 032	1 864 442	8 412 953	49 028 168
772 Electrical Apparatus For Making And Breaking Electrical Circuits	1 976 489	9 483 154	59 876 023	289 455 470
773 Equipment For Distributing Electricity	1 619 392	8 233 340	19 875 767	98 133 146
774 Electrical Apparatus For Medical Purposes And Radiological Apparatus	14	1 656	2 868	248 507
775 Household Type, Electrical/Non-Electrical Equipments	326 454	2 325 093	1 585 180	12 527 318
776 Thermionic, Cold Cathode, And Photo Cathode Valves/ Tubes	609 756	2 742 973	98 718 286	456 376 968
778 Electrical Machinery And Apparatus	1 612 326	9 271 736	27 955 301	165 156 015
781 Passenger Motor Cars	147 632	1 322 878	2 768 265	27 508 217
782 Motor Vehicle For The Transportation Of Goods	585 343	1 408 405	1 095 897	2 054 392
783 Road Motor Vehicles	17 179	36 527	26 541	50 842
784 Parts And Accessories Of The Motor Vehicles	2 163 628	13 382 642	33 019 745	171 448 956
785 Motorcycles, Scooters, And Other Cycles Motorized/Non Motorized	3 983 360	18 268 270	5 602 410	28 490 623

K2. IM POR KAWASAN BERIKAT / BOUND ZONE IM PORT
M ENURUT GOLONGAN BARANG SITC / BY SITC COM MODITY GROUP
**** MEI / MAY 2014 ****

SITC Uraian Golongan Barang <i>Group Description</i>	Berat Bersih / <i>Net Weight (Kg)</i>		Nilai CIF / <i>CIF Value (US\$)</i>	
	Bulan ini <i>Current month</i>	Kumulatif <i>Cum. Jan to date</i>	Bulan ini <i>Current month</i>	Kumulatif <i>Cum. Jan to date</i>
786 Trailers And Other Vehicles, Not Motorized	4 909	58 978	40 703	428 307
791 Railway Vehicles And Associated Equipments	9	7 818	600	194 519
792 Aircraft And Associated Equipments And Parts	6 415	135 794	3 263 094	44 053 877
793 Ships, Boats, And Floating Structures	52	418 883	1 251	741 377
811 Prefabricated Buildings	20 490	715 824	45 310	1 521 561
812 Sanitary, Plumbing, Heating, And Lighting Fixtures/Fittings	13 906	52 641	45 041	271 113
813 Lighting Fixtures And Fittings	162 711	763 200	1 038 318	6 077 704
821 Furnitures And Parts	44 877	352 595	203 624	3 466 222
831 Travel Goods	11 435	118 012	359 188	2 248 382
841 Men'S Coats/Jackets, Not Knitted	1 519	24 848	51 062	350 521
842 Women'S Coats/Jacket, Not Knitted	93 484	260 446	761 381	2 202 935
843 Men'S Coats/Jackets, Knitted	417	32 661	9 555	792 426
844 Women'S Coats/Jackets, Knitted	641	4 594	38 337	92 573
845 Articles Of Apparel	207 097	1 009 260	3 433 472	16 358 136
846 Clothing Accessories Of Textiles Fabrics	179 618	976 221	3 974 514	17 478 148
848 Articles Of Apparel And Clothing Accessories Of Other Than Textile F	380 007	1 826 929	4 784 396	20 688 196
851 Footwears	832 457	4 710 670	11 127 026	58 162 687
871 Optical Instrument And Apparatus	71 469	307 977	2 346 601	12 942 608
872 Medical Instruments And Appliances	5 291	51 523	67 128	365 259
873 Meters And Counters	144 010	680 316	1 372 419	7 885 925
874 Measuring, Checking, Analysing, And Controlling Instrument And Ap	98 605	739 948	4 188 329	26 687 696
881 Photographic Apparatus And Equipments	4 051	17 091	882 903	2 533 436
882 Photographic And Chinematographic Supplies	126 126	556 372	436 090	2 259 229
883 Cinematograph Film, Exposed And Developed	3	189	198	4 944
884 Optical Goods	145 346	699 528	4 538 570	23 786 090
885 Watches And Clocks	3 469	95 518	481 640	1 485 367
891 Arms And Ammunitions	598	790	12 654	17 881
892 Printed Matter	493 703	2 741 755	10 275 220	53 211 851
893 Article Of Plastics	3 311 530	17 270 916	20 891 103	103 783 654
894 Baby Carriages, Toys, Games, And Sporting Goods	25 593	199 761	657 724	2 889 372
895 Office And Stationery Supplies	152 102	769 433	1 320 017	5 912 698
896 Works Of Art, Collectors Pieces And Antiques	1 286	6 808	18 648	103 616
897 Jewellery, Goldsmith, Silversmith Wares, And Other Articles	4 482	33 693	1 327 058	3 646 311
898 Musical Instrument And Parts/ Accessories	760 979	4 731 961	9 366 718	56 503 563
899 Other Miscellaneous Manufactured Articles	897 088	3 809 683	18 057 175	72 271 806
971 Gold, Non-Monetary	133	711	1 151 963	5 898 666
TOTAL IM PORT	694 317 971	3 528 240 622	1 803 993 853	8 758 322 010

K3. IMPOR KAWASAN BERIKAT / BOUND ZONE IMPORT
MENURUT NEGARA ASAL / BY COUNTRY OF ORIGIN
**** MEI / MAY 2014 ****

Kode Code	Negara Asal Country of Origin	Berat Bersih / Net Weight (Kg)		Nilai CIF / CIF Value (US\$)	
		Bulan ini Current month	Kumulatif Cum. Jan to date	Bulan ini Current month	Kumulatif Cum. Jan to date
111	JP JAPAN	28 799 278	196 628 838	238 876 851	1 304 469 079
112	HK HONG KONG	22 613 759	94 977 057	125 307 670	550 206 542
113	KP KOREA, DEM. PEOPLE'S REP.	107 893	639 770	101 420	583 857
114	KR KOREA, REPUBLIC OF	44 204 623	223 943 553	260 732 122	1 320 060 133
115	TW TAIWAN	15 827 319	81 481 512	103 068 854	521 827 776
116	CN TIONGKOK	76 577 716	365 143 083	372 686 874	1 740 232 603
118	MO MACAU	67 712	538 141	380 130	2 993 473
120	PG PAPUA NEW GUINEA	328 470	3 226 243	121 534	1 188 295
121	TH THAILAND	188 405 686	708 059 800	144 713 921	638 867 096
122	SG SINGAPORE	38 742 501	228 027 006	130 746 068	606 719 417
123	PH PHILIPPINES	1 145 394	12 739 676	9 199 168	61 928 118
124	MY MALAYSIA	19 351 510	113 123 699	55 040 699	280 040 474
125	MM MYANMAR	173	923 282	30 222	2 437 345
126	KH CAMBODIA	82 438	290 271	600 973	1 921 629
127	BN BRUNEI DARUSSALAM	4 454 182	7 730 802	1 774 268	3 141 537
128	LA LAO PEOPLE'S DEM. REP.	0	7	0	50
129	NP NEPAL	0	6	0	80
131	VN VIET NAM	6 656 057	39 406 275	31 264 592	161 147 833
133	IN INDIA	4 640 433	64 049 815	17 938 253	106 643 543
134	PK PAKISTAN	1 480 650	7 570 913	2 588 763	16 853 312
135	BD BANGLADESH	131 828	419 838	202 074	785 190
136	LK SRI LANKA	36 868	204 388	448 568	2 876 785
138	ID INDONESIA	671 771	3 197 965	4 118 307	25 388 705
141	IQ IRAQ	5	5	19	19
142	IR IRAN (ISLAMIC REPUBLIC OF)	294 805	948 995	264 209	916 962
143	SA SAUDI ARABIA	7 492 609	36 723 556	6 564 645	38 383 111
144	IL ISRAEL	4	276	11 003	32 244
145	KW KUWAIT	845 732	4 050 396	824 582	3 856 314
146	JO JORDAN	6	63 244	47	69 846
149	PN PALESTINA	1	464	107	22 876
151	YE YEMEN	1	282	5	3 583
152	OM OMAN	4 165 208	168 398 422	2 484 825	11 053 543
154	TR TURKEY	722 471	1 338 342	2 432 927	7 317 131
155	AE UNITED ARAB EMIRATES	1 849 616	15 618 459	3 625 696	16 251 739
156	QA QATAR	20 404 493	62 666 162	26 912 852	79 879 629
157	BH BAHRAIN	0	11 292	0	90 554
158	CY CYPRUS	84 000	252 000	132 300	308 744
159	OD OTHER WEST ASIA	0	40 004	0	65 336
211	EG EGYPT	6 650 000	11 107 769	1 569 400	2 910 224
212	LY LIBYAN ARAB JAM AHIRIYA	0	1	0	17
213	MA MOROCCO	3	32 866	90	40 936
214	TN TUNISIA	0	592	0	30 160
216	SD SUDAN	0	18	0	164
219	NA NAMIBIA	34 983	35 002	266 297	268 017
221	ET ETHIOPIA	356	1 094	20 715	59 012
222	TZ TANZANIA, UNITED REP. OF	128 197	520 452	262 839	1 139 584
225	KE KENYA	14	20 537	167	199 591
228	BW BOTSWANA	0	131	0	208
232	LR LIBERIA	0	2 894	0	26 760
235	CG CONGO	369 031	369 031	330 207	330 207
236	CM CAMEROON	270 047	991 526	212 588	689 176
237	NG NIGERIA	100 436	100 446	203 707	203 709
238	SL SIERRA LEONE	57	970	2 477	37 778
239	GA GABON	0	104 304	0	133 517
241	SN SENEGAL	993 339	1 030 529	2 003 818	2 017 578
242	MR MAURITANIA	0	1	0	2
243	ML MALI	1 174 899	2 175 073	2 572 839	4 662 157
245	BF BURKINA FASO	639 037	1 753 363	1 361 577	3 627 322
249	SC SEYCHELLES	127 413	178 953	158 847	270 848
251	UG UGANDA	0	38 013	0	427 468
252	CF CENTRAL AFRICAN REPUBLIC	0	2	0	44
253	NE NIGER	26 559	26 563	18 773	19 166
256	SH SAINT HELENA	0	78	0	2 261
260	SZ SWAZILAND	1 563	3 766	59 552	200 444

K3. IM POR KAWASAN BERIKAT / BOUND ZONE IM PORT
M ENURUT NEGARA ASAL / BY COUNTRY OF ORIGIN
**** M EI / M AY 2014 ****

Kode Code	Negara Asal Country of Origin	Berat Bersih / Net Weight (Kg)		Nilai CIF / CIF Value (US\$)	
		Bulan ini Current month	Kumulatif Cum. Jan to date	Bulan ini Current month	Kumulatif Cum. Jan to date
261	ZA SOUTH AFRICA	16 140 414	118 902 598	11 772 464	67 554 934
262	ZW ZIMBABWE	0	158 400	0	1 382 040
264	MW MALAWI	0	116 484	0	198 023
267	MU MAURITIUS	0	609 470	0	241 838
298	VG VIRGIN ISLANDS (BRITISH)	1 275	60 437	12 762	152 456
311	AU AUSTRALIA	81 767 931	381 899 172	39 518 805	196 521 829
312	NZ NEW ZEALAND	2 653 783	16 960 625	4 141 777	21 855 640
321	NR NAURU	0	260	0	1 928
322	NC NEW CALEDONIA	124 400	481 240	43 540	168 434
331	AS AMERICAN SAMOA	767	771	58 890	58 916
333	FJ FIJI	15	21 223	155	144 640
334	KI KIRIBATI	0	673	0	3 457
335	MH MARSHALL ISLANDS	0	9 828	0	66 271
336	WS SAMOA	37 841	209 511	92 518	598 919
339	TV TUVALU	0	85	0	1 878
342	CC COCOS (KEELING) ISLANDS	0	6	0	324
343	TK TOKELAU	0	50	0	184
411	US UNITED STATES	29 555 385	84 045 984	54 326 708	262 749 112
412	CA CANADA	15 477 270	63 344 110	8 367 467	65 581 326
421	MX MEXICO	6 978 570	12 230 727	9 829 552	16 023 866
422	GT GUATEMALA	123	1 994	2 154	24 141
423	HN HONDURAS	14 180	14 184	22 821	22 947
424	NI NICARAGUA	2 435	2 630	29 986	34 375
425	PA PANAMA	4	1 024 538	406	402 431
426	CU CUBA	208	35 528	3 677	157 699
428	SR SURINAME	0	4	0	412
431	CL CHILE	5 317 351	16 900 973	23 988 765	52 828 093
432	VE VENEZUELA	0	120	0	1 121
433	AR ARGENTINA	326 051	5 657 175	653 797	8 300 201
434	BR BRAZIL	3 910 727	220 278 197	5 436 540	124 206 127
435	CO COLOMBIA	80 056	201 773	54 718	182 844
437	UY URUGUAY	1 221 902	2 230 119	948 298	2 005 606
438	PY PARAGUAY	64 112	206 858	146 818	386 632
441	EC ECUADOR	15 937	379 124	695 520	2 718 873
442	PE PERU	25 104	61 144	71 548	399 996
445	BS BAHAMAS	77	77	1 372	1 372
446	JM JAMAICA	89	20 049	1 566	6 556
447	PR PUERTO RICO	0	3	0	6
448	BZ BELIZE	24 650	151 523	134 516	1 274 701
449	DO DOMINICAN REPUBLIC	2 064 554	2 090 185	1 791 790	1 857 600
450	SV EL SALVADOR	18 204	70 862	12 197	48 625
451	CR COSTA RICA	132	82 726	17 753	583 358
454	AG ANTIGUA AND BARBUDA	96	96	1 444	1 444
455	AI ANGUILLA	81 261	361 091	286 844	1 274 374
458	CV CAPE VERDE	0	170	0	2 020
464	GL GREENLAND	19 800	19 800	70 011	70 011
468	NF NORFOLK ISLANDS	25	25	2 992	2 992
511	GB UNITED KINGDOM	691 652	8 817 537	3 958 087	20 538 605
512	NL NETHERLANDS	420 719	2 515 871	5 714 510	32 188 435
513	FR FRANCE	711 014	3 540 116	5 484 454	26 268 736
514	DE GERMANY, FED. REP. OF	3 319 184	18 167 345	30 369 659	93 399 631
515	AT AUSTRIA	294 919	1 397 729	688 038	7 399 565
516	BE BELGIUM	304 636	1 799 581	3 933 756	14 312 652
517	CH SWITZERLAND	272 084	2 020 998	2 523 753	13 471 026
518	LU LUXEMBOURG	9 022	30 376	123 050	463 850
520	MC MONACO	0	5	0	307
521	DK DENMARK	725 980	1 946 952	821 349	3 242 093
522	NO NORWAY	35 631	1 737 481	558 166	5 394 578
523	SE SWEDEN	4 018 600	18 929 266	3 936 551	18 007 794
524	FI FINLAND	771 410	6 498 009	1 173 294	6 009 906
525	IE IRELAND	26 245	33 500	82 125	212 270
526	IT ITALY	4 054 795	11 904 501	13 447 365	71 396 677
527	ES SPAIN	464 994	2 129 134	4 324 069	24 253 361
528	PT PORTUGAL	19 181	157 082	349 149	4 119 838

K3. IMPOR KAWASAN BERIKAT / BOUND ZONE IMPORT
MENURUT NEGARA ASAL / BY COUNTRY OF ORIGIN
**** MEI / MAY 2014 ****

Kode Code	Negara Asal Country of Origin	Berat Bersih / Net Weight (Kg)		Nilai CIF / CIF Value (US\$)	
		Bulan ini Current month	Kumulatif Cum. Jan to date	Bulan ini Current month	Kumulatif Cum. Jan to date
529 IS	ICELAND	0	348 720	0	497 694
531 GR	GREECE	262 721	1 921 666	598 299	5 058 261
533 AD	ANDORRA	0	286	0	1 610
534 LI	LIECHTENSTEIN	1 352	3 937	56 138	152 992
540 CD	DEMOCRATIC REP. OF THE CONGO	44 289	468 476	106 292	1 145 915
542 HU	HUNGARY	31 161	140 983	191 010	2 199 979
543 PL	POLAND	1 021 745	1 843 850	1 489 162	4 385 354
544 RO	ROMANIA	2 603	30 933	99 562	684 915
545 BG	BULGARIA	1 381	53 371	61 753	481 565
550 AZ	AZERBAIJAN	0	2	0	116
552 KZ	KAZAKHSTAN	0	11	0	55 257
553 KG	KYRGYZSTAN	7	14 232	104	142 137
557 UA	UKRAINE	5 290 012	13 290 386	3 713 199	5 548 785
559 LT	LITHUANIA	42	62	2 406	3 345
560 LV	LATVIA	385	23 205	11 347	107 600
561 EE	ESTONIA	56	20 056	671	111 071
562 GE	GEORGIA	0	16 884	0	328 113
563 HR	CROATIA	26 529	175 509	41 727	947 898
565 MT	MALTA	1	77 582	65	76 089
566 SK	SLOVAKIA	152 008	388 462	241 137	676 178
567 SI	SLOVENIA	0	195	0	16 584
568 CZ	CZECH REPUBLIC	4 307 823	34 684 438	3 995 868	31 677 625
572 RU	RUSSIA FEDERATION	409 771	3 335 834	1 111 368	7 349 555
573 RS	SERBIA	144	5 624	7 758	32 623
TOTAL IM PORT		694 317 971	3 528 240 622	1 803 993 853	8 758 322 010

K4. IM POR KAWASAN BERIKAT / BOUND ZONE IM PORT
M ENURUT PROPINSI DAN PELABUHAN IM POR / BY PROVINCE AND PORT OF IM PORTATION
**** MEI / MAY 2014 ****

Kode Code	Propinsi / Pelabuhan Impor Province / Port of Impotation	Berat Bersih / Net Weight (Kg)		Nilai CIF / CIF Value (US\$)	
		Bulan ini Current month	Kumulatif Cum. Jan to date	Bulan ini Current month	Kumulatif Cum. Jan to date
	SUM ATERA UTARA	16 712 410	205 120 143	33 628 626	160 086 132
002	IDKNO KUALA NAMU (U)	422	1 609 973	113 855	343 400
144	IDBLW BELAWAN	16 709 054	203 495 044	33 415 532	159 326 571
166	IDMES MEDAN / POLONIA (U)	2 934	15 126	99 239	416 161
	RIAU	8 902 163	33 055 209	9 139 692	25 770 149
225	IDDUM DUMAI	7 620 479	30 006 489	4 217 155	14 603 805
235	IDSUQ SUNGAI GUNTUNG	1 180 062	2 220 867	4 127 022	8 070 297
242	IDTEM TEM BILAHAN	101 622	497 495	795 515	2 387 986
273	IDPAK PEKAN BARU	0	330 358	0	708 061
	KEPULAUAN RIAU	8 086 790	44 829 414	57 744 681	249 522 533
248	IDTBK TANJUNG BALAI KARIMUN	0	29 151 604	0	78 092 587
250	IDTAN TANJUNG UBAN	8 086 790	15 567 706	57 744 681	170 024 885
251	IDTPN TANJUNG PINANG	0	3 151	0	664 123
263	IDPAS PASIR PANJANG	0	106 953	0	740 938
	LAM PUNG	56 278 284	180 562 514	28 967 704	99 075 938
395	IDPJG PANJANG	56 278 284	180 562 514	28 967 704	99 075 938
	DKI JAKARTA	284 251 825	1 451 358 669	1 319 233 492	6 571 022 511
431	IDTPP TANJUNG PRIOK	277 641 253	1 416 088 282	1 052 752 457	5 201 759 443
433	IDJKT JAKARTA / PASAR IKAN	2 860 504	16 667 580	10 603 817	64 514 798
434	IDCGK SOEKARNO-HATTA (U)	3 738 365	18 544 699	254 789 364	1 300 896 714
436	IDHLP HALIM PERDANA KUSUMA (U)	11 703	58 108	1 087 854	3 851 556
	BANTEN	218 238 404	945 226 153	115 775 382	472 663 439
461	IDMRK MERAK	46 113 445	211 055 284	46 743 051	164 239 733
473	IDCGD CIGADING	172 124 959	734 170 869	69 032 331	308 423 706
	JAWA BARAT	4	570	514	25 859
466	IDBDO HUSEIN SASTRANEGARA	4	570	514	25 859
	JAWA TENGAH	29 797 609	139 149 328	113 628 338	519 038 369
494	IDTES TANJUNG EMAS	29 762 110	139 001 470	113 180 028	516 817 974
496	IDSRG ACHMAD YANI (U)	35 215	144 517	418 081	2 069 582
498	IDSOC JEBRES/ADI SUM ARM O	284	3 341	30 229	150 813
	DI YOGYAKARTA	1 529	4 450	24 962	164 122
531	IDJOG ADI SUCIPTO (U)	1 529	4 450	24 962	164 122
	JAWA TIM UR	72 000 107	528 367 681	121 636 717	643 571 762
562	IDGRE GRESIK	6 300 000	195 843 630	3 528 000	50 406 529
563	IDTPE TANJUNG PERAK	65 254 974	330 705 415	110 565 655	543 931 906
587	IDSUB JUANDA (U)-SURABAYA	114 294	665 778	6 329 320	45 227 065
588	IDSUR SURABAYA (PTT)	330 839	1 152 858	1 213 742	4 006 262
	BALI	48 837	149 563	4 213 499	8 512 204
613	IDBOA BENOA/LOLOAN	0	7 600	0	115
620	IDDPS NGURAH RAI (U)	48 837	141 963	4 213 499	8 512 089
	KALIMANTAN TIM UR	9	42 139	246	430 061
803	IDBPP BALIKPAPAN	0	37 870	0	254 323
814	IDBPN SEPINGGAN (U)	9	4 269	246	175 738
	SULAWESI UTARA	0	374 789	0	8 438 931
835	IDBIT BITUNG	0	367 975	0	7 329 992
843	IDMDC SAM RATULANGI (U)	0	6 814	0	1 108 939
	TOTAL IM PORT	694 317 971	3 528 240 622	1 803 993 853	8 758 322 010

DATA

MENCERDASKAN BANGSA



BADAN PUSAT STATISTIK

Jl. dr. Sutomo No. 6-8 Jakarta 10710

Telp. : (021) 3841195, 3842508, 3810291-4, Fax. : (021) 3857046

Homepage : <http://www.bps.go.id> E-mail : bpsdq@bps.go.id

ISSN 0126-3668



9 770126 366007 >