



Katalog BPS : 5205010

# STATISTIK TANAMAN BUAH-BUAHAN DAN SAYURAN TAHUNAN

*Statistics of Annual Fruit and Vegetable Plants*

## INDONESIA 2013



**BADAN PUSAT STATISTIK  
STATISTICS - INDONESIA**



**PUBLIKASI STATISTIK HORTIKULTURA  
STATISTIK TANAMAN BUAH-BUAHAN  
DAN SAYURAN TAHUNAN**

*Statistics of Annual Fruit and Vegetable Plants*

**INDONESIA 2013**



**STATISTIK TANAMAN BUAH-BUAHAN DAN SAYURAN TAHUNAN  
INDONESIA, 2013**

***Statistics of Annual Fruit And Vegetable Plants  
Indonesia, 2013***

ISSN : 2088 – 8406

No. Publikasi / *Publication Number* : BPS. 05120.1402  
Katalog BPS / *BPS Catalogue* : 5205010

Ukuran Buku / *Book Size* : 17,5 cm x 25 cm (B5 ISO)  
Jumlah Halaman / *Total Pages* : 110 halaman / *pages*

Naskah / *Manuscript* :  
Sub Direktorat Statistik Hortikultura  
*Sub Directorate of Horticulture Statistics*

Gambar Kulit / *Cover Design* :  
Sub Direktorat Publikasi dan Kompilasi Statistik  
*Sub Directorate of Statistical Publication and Compilation*

Diterbitkan oleh / *Published by* :  
Badan Pusat Statistik, Indonesia  
*BPS - Statistics Indonesia*

Dicetak oleh / *Printed by* :  
Boleh dikutip dengan menyebut sumbernya  
*May be cited with reference to the source*

## KATA PENGANTAR

Statistik Tanaman Buah-buahan dan Sayuran Tahunan 2013 merupakan seri publikasi tahunan BPS yang berisi data jumlah tanaman yang menghasilkan dan produksi untuk 22 jenis tanaman buah-buahan tahunan dan 3 jenis tanaman sayuran tahunan pada setiap provinsi di Indonesia. Untuk mengetahui ekspor sejumlah komoditas, dalam buku ini disajikan pula kuantitas dan nilai ekspor ke beberapa negara tujuan.

Data yang disajikan merupakan Angka Tetap (ATAP) Tahun 2013 dan hasil kerja sama Badan Pusat Statistik dengan Direktorat Jenderal Hortikultura, Kementerian Pertanian. Pengumpulan data di lapangan dilakukan oleh aparat Dinas Pertanian di kabupaten/kota.

Kami sampaikan ucapan terima kasih kepada semua pihak yang telah membantu dalam pengumpulan, pengolahan, dan penyajian data sampai dapat diterbitkannya publikasi ini. Saran dari para pengguna publikasi ini yang bersifat membangun untuk perbaikan edisi di masa yang akan datang sangat diharapkan.

Jakarta, Oktober 2014  
Kepala Badan Pusat Statistik  
Republik Indonesia



Dr. Suryamin

## PREFACE

*The Statistics of Annual Fruit and Vegetable Plants 2013 is an annual publication of BPS-Statistics Indonesia which provides data of harvested plant and production for 22 types of annual fruit and 3 types of annual vegetable at provincial level in Indonesia. Export of several commodities figures are presented in this publication such as quantities and values of export by country of destination.*

*The data are the 2013 final figures as a results of cooperating BPS-Statistics Indonesia with the Directorate General of Horticulture, Ministry of Agriculture. The field data collections were conducted by the Local Agriculture staffs at districts/ municipality.*

*We express our gratitude for all stakeholders who have contributed in collecting, processing, and reporting data for finishing this publication. Suggestions from the users to improve the next publication are welcome.*

Jakarta, October 2014  
BPS – Statistics Indonesia



Dr. Suryamin  
Chief Statistician

## DAFTAR ISI/CONTENTS

|  |     |
|--|-----|
| KATA PENGANTAR .....   | i   |
| PREFACE .....  | ii  |
| DAFTAR ISI/CONTENTS .....  | iii |
| PENJELASAN/EXPLANATORY NOTES .....   | vii |
| RINGKASAN/SUMMARY 2012 .....   | xv  |
| TABEL-TABEL/TABLES.....  | 1   |
| 1.1 Produksi dan Banyaknya Tanaman Alpukat yang Menghasilkan Menurut Provinsi 2013<br><i>Production and Number of Harvested Plant of Avocado by Province 2013</i> .....  | 2   |
| 1.2 Produksi dan Banyaknya Tanaman Anggur yang Menghasilkan Menurut Provinsi 2013<br><i>Production and Number of Harvested Plant of Grape by Province 2013</i> .....   | 4   |
| 1.3 Produksi dan Banyaknya Tanaman Apel yang Menghasilkan Menurut Provinsi 2013<br><i>Production and Number of Harvested Plant of Apple by Province 2013</i> .....   | 6   |
| 1.4 Produksi dan Banyaknya Tanaman Belimbing yang Menghasilkan Menurut Provinsi 2013<br><i>Production and Number of Harvested Plant of Starfruit by Province 2013</i> .....  | 8   |
| 1.5 Produksi dan Banyaknya Tanaman Duku/Langsar/Kokosan yang Menghasilkan Menurut Provinsi 2013<br><i>Production and Number of Harvested Plant of Duku by Province 2013</i> .....                                      | 10  |
| 1.6 Produksi dan Banyaknya Tanaman Durian yang Menghasilkan Menurut Provinsi 2013<br><i>Production and Number of Harvested Plant of Durian by Province 2013</i> .....  | 12  |
| 1.7 Produksi dan Banyaknya Tanaman Jambu Biji yang Menghasilkan Menurut Provinsi 2013<br><i>Production and Number of Harvested Plant of Guava by Province 2013</i> .....   | 14  |
| 1.8 Produksi dan Banyaknya Tanaman Jambu Air yang Menghasilkan Menurut Provinsi 2013<br><i>Production and Number of Harvested Plant of Rose Apple by Province 2013</i> .....   | 16  |
| 1.9 Produksi dan Banyaknya Tanaman Jeruk (Siam/Kepron + Besar) yang Menghasilkan Menurut Provinsi 2013<br><i>Production and Number of Harvested Plant of Orange (Orange/Tangerine + Pomelo) by Province 2013</i> ..... | 18  |
| 1.9.1 Produksi dan Banyaknya Tanaman Jeruk Siam/Kepron yang Menghasilkan Menurut Provinsi 2013<br><i>Production and Number of Harvested Plant of Orange/Tangerine by Province 2013</i>                                 | 20  |
| 1.9.2 Produksi dan Banyaknya Tanaman Jeruk Besar yang Menghasilkan Menurut Provinsi 2013<br><i>Production and Number of Harvested Plant of Pomelo by Province 2013</i> .....   | 22  |

|      |  |    |
|------|--|----|
| 1.10 | Produksi dan Banyaknya Tanaman Mangga yang Menghasilkan Menurut Provinsi 2013<br><i>Production and Number of Harvested Plant of Mango by Province 2013.....</i>                | 24 |
| 1.11 | Produksi dan Banyaknya Tanaman Manggis yang Menghasilkan Menurut Provinsi 2012<br><i>Production and Number of Harvested Plant of Mangosteen by Province 2013 .....</i>         | 26 |
| 1.12 | Produksi dan Banyaknya Tanaman Markisa yang Menghasilkan Menurut Provinsi 2013<br><i>Production and Number of Harvested Plant of Marquisa by Province 2013.....</i>            | 28 |
| 1.13 | Produksi dan Banyaknya Tanaman Nangka/Cempedak yang Menghasilkan Menurut Provinsi 2013<br><i>Production and Number of Harvested Plant of Jackfruit by Province 2013 .....</i>  | 30 |
| 1.14 | Produksi dan Banyaknya Tanaman Nenas yang Menghasilkan Menurut Provinsi 2013<br><i>Production and Number of Harvested Plant of Pineapple by Province 2013 .....</i>            | 32 |
| 1.15 | Produksi dan Banyaknya Tanaman Pepaya yang Menghasilkan Menurut Provinsi 2013<br><i>Production and Number of Harvested Plant of Papaya by Province 2013 .....</i>              | 34 |
| 1.16 | Produksi dan Banyaknya Tanaman Pisang yang Menghasilkan Menurut Provinsi 2013<br><i>Production and Number of Harvested Plant of Banana by Province 2013 .....</i>              | 36 |
| 1.17 | Produksi dan Banyaknya Tanaman Rambutan yang Menghasilkan Menurut Provinsi 2013<br><i>Production and Number of Harvested Plant of Rambutan by Province 2013 .....</i>          | 38 |
| 1.18 | Produksi dan Banyaknya Tanaman Salak yang Menghasilkan Menurut Provinsi 2013<br><i>Production and Number of Harvested Plant of Salacca by Province 2013.....</i>               | 40 |
| 1.19 | Produksi dan Banyaknya Tanaman Sawo yang Menghasilkan Menurut Provinsi 2013<br><i>Production and Number of Harvested Plant of Sapodilla / Star Apple by Province 2013..</i>    | 42 |
| 1.20 | Produksi dan Banyaknya Tanaman Sirsak yang Menghasilkan Menurut Provinsi 2013<br><i>Production and Number of Harvested Plant of Soursop by Province 2013.....</i>              | 44 |
| 1.21 | Produksi dan Banyaknya Tanaman Sukun yang Menghasilkan Menurut Provinsi 2013<br><i>Production and Number of Harvested Plant of Breadfruit by Province 2013.....</i>            | 46 |
| 1.22 | Produksi dan Banyaknya Tanaman Jengkol yang Menghasilkan Menurut Provinsi 2013<br><i>Production and Number of Harvested Plant of Jengkol by Province 2013 .....</i>            | 48 |
| 1.23 | Produksi dan Banyaknya Tanaman Melinjo yang Menghasilkan Menurut Provinsi 2013<br><i>Production and Number of Harvested Plant of Melinjo by Province 2013 .....</i>            | 50 |
| 1.24 | Produksi dan Banyaknya Tanaman Petai yang Menghasilkan Menurut Provinsi 2013<br><i>Production and Number of Harvested Plant of Twisted Cluster Bean by Province 2013.....</i>  | 52 |
| 2.1  | Tanaman Menghasilkan Buah-Buahan dan Sayuran Tahunan Triwulan I Tahun 2004 - 2013<br><i>Harvested Plants of Annual Fruit and Vegetable First Quarter in 2004 - 2013 .....</i>  | 54 |
| 2.2  | Tanaman Menghasilkan Buah-Buahan dan Sayuran Tahunan Triwulan II Tahun 2004 - 2013<br><i>Harvested Plants of Annual Fruit and Vegetable Second Quarter in 2004- 2013 .....</i> | 56 |



|     |  |    |
|-----|--|----|
| 2.3 | Tanaman Menghasilkan Buah-Buahan dan Sayuran Tahunan Triwulan III Tahun 2004 - 2013<br><i>Harvested Plants of Annual Fruit and Vegetable Third Quarter in 2004 - 2013.....</i> | 58 |
| 2.4 | Tanaman Menghasilkan Buah-Buahan dan Sayuran Tahunan Triwulan IV Tahun 2004 - 2013<br><i>Harvested Plants of Annual Fruit and Vegetable Fourth Quarter in 2004 - 2013...</i>   | 60 |
| 3.1 | Produksi Buah-Buahan dan Sayuran Tahunan Triwulan I Tahun 2004 - 2013<br><i>Production of Annual Fruit and Vegetable First Quarter in 2004 - 2013.....</i>                     | 62 |
| 3.2 | Produksi Buah-Buahan dan Sayuran Tahunan Triwulan II Tahun 2004 - 2013<br><i>Production of Annual Fruit and Vegetable Second Quarter in 2004 - 2013.....</i>                   | 64 |
| 3.3 | Produksi Buah-Buahan dan Sayuran Tahunan Triwulan III Tahun 2004 - 2013<br><i>Production of Annual Fruit and Vegetable Third Quarter in 2004 - 2013.....</i>                   | 66 |
| 3.4 | Produksi Buah-Buahan dan Sayuran Tahunan Triwulan IV Tahun 2004 - 2013<br><i>Production of Annual Fruit and Vegetable Fourth Quarter in 2004 - 2013.....</i>                   | 68 |
| 3.5 | Produksi Buah-Buahan dan Sayuran Tahunan Tahun 2004 - 2013<br><i>Production of Annual Fruit and Vegetable in 2004 - 2013.....</i>  | 70 |
|     | LAMPIRAN / APPENDIX.....   | 73 |

Statistik Tanaman Buah-Buahan dan Sayuran Tahunan Indonesia 2013

## PENJELASAN

### 1. PENDAHULUAN

Pengumpulan data tanaman hortikultura diselenggarakan oleh Badan Pusat Statistik (BPS) bekerja sama dengan Direktorat Jenderal Hortikultura, Kementerian Pertanian. Landasan hukum dalam pengumpulan, pengolahan, dan penyajian data adalah sebagai berikut:

- a. Undang-undang Nomor 16 tahun 1997 tentang statistik.
- b. Peraturan Pemerintah Nomor 51 Tahun 1999 tentang penyelenggaraan statistik.
- c. Keputusan Menteri Pertanian Nomor 527/Kpts/DP/1970 tanggal 9 November 1970.
- d. Keputusan Menteri Pertanian Nomor 511/Kpts/PD.310/9/2006.
- e. Instruksi Menteri Ekonomi, Keuangan dan Industri Nomor IN/05/MEKUIIN/73 tanggal 23 Januari 1973.
- f. Instruksi Menteri Dalam Negeri Nomor 3 tahun 1973.
- g. Instruksi bersama Direktur Jendral Pertanian Tanaman Pangan dan Kepala Biro Pusat Statistik Nomor SK 47/DPP/XI/1972 tanggal 20 November 1972.
- h. Instruksi bersama Direktur Jendral Pertanian Tanaman Pangan dan Kepala Biro Pusat Statistik Nomor 20/DJPTP/VI/1975  
P.2/1/II/1975  
Tanggal 23 Juni 1975.
- i. Instruksi bersama Direktur Jendral Pertanian Tanaman Pangan dan Kepala Biro Pusat Statistik Nomor I.HK.050.84.86 , Tanggal 17 Desember 1984.  
04110.0288
- j. Naskah Kesepakatan Bersama Nomor 443/TU-010/A/5/06  
I/V/KS/2006  
Tahun 2006 antara Departemen Pertanian dan Badan Pusat Statistik.

## EXPLANATORY NOTES

### 1. INTRODUCTION

*Data Collection for Horticulture is carried out by BPS Statistics Indonesia in cooperation with the Directorate General of Horticulture, Ministry of Agriculture. The data collection, processing, and dissemination are based on the following law foundation :*

- a. *Statistics Law No. 16, 1997 about statistics.*
- b. *Government Regulation No. 51, 1999 about implementation of statistics.*
- c. *The Agricultural Minister Decree No. 527/Kpts/DP/1970, November 9, 1970.*
- d. *The Agricultural Minister Decree No. 511/Kpts/PD.310/9/2006.*
- e. *The Instruction of Minister of Economics, Finance and Industry No. IN/05/MEKUIIN/73, January 23, 1973.*
- f. *The Instruction of Minister of Home Affairs No. 3 of 1973.*
- g. *The Instruction of Director General of Food Crops and Director General of the Central Bureau of Statistics No. SK. 47/DPP/XI/1972, November 20, 1972.*
- h. *The Instruction of Director General of Food Crops and Director General of Central Bureau of Statistics*  
*No. 20/DJPTP/VI/1975,*  
*P.2/1/II/1975*  
*June 23, 1975.*
- i. *The Instruction of Director General of Food Crops and Director General of Central Bureau of Statistics.*  
*No. I.HK.050.84.86 , December 17, 1984.*  
*04110.0288*
- j. *Memorandum of Understanding between Agricultural Department and BPS - Statistics Indonesia*  
*No. 443/TU-010/A/5/06,*  
*I/V/KS/2006*

Sub sektor hortikultura telah berkontribusi secara nyata dalam mendukung perekonomian nasional, baik dalam penyediaan produk pangan, kesehatan dan kosmetika, perdagangan, penciptaan produk domestik bruto maupun penyerapan tenaga kerja.

Agar pengembangan dan perumusan perencanaan kebijakan, dan evaluasi pembangunan tanaman buah-buahan dan sayuran tahunan lebih tepat sasaran, maka data statistik tanaman buah-buahan dan sayuran tahunan sangat dibutuhkan oleh pemerintah dan pengusaha (dunia usaha).

## **2. DATA YANG DIKUMPULKAN**

Dalam pengumpulan data Statistik Pertanian Hortikultura (SPH) dikumpulkan data tentang jumlah tanaman akhir triwulan yang lalu, tanaman yang dibongkar/ditebang, tanaman baru/penanaman baru, tanaman belum menghasilkan, tanaman produktif (yang menghasilkan dan yang sedang tidak menghasilkan), tanaman tua/rusak, jumlah tanaman akhir triwulan, produksi dan harga jual petani per kilogram.

Data Hortikultura Tanaman Buah-Buahan dan Sayuran Tahunan yang dikumpulkan mencakup 22 (dua puluh dua) jenis buah-buahan tahunan dan 3 (tiga) jenis sayuran tahunan yaitu : Alpukat, Belimbing, Duku/Langsar/Kokosan, Durian, Jambu Biji, Jambu Air, Jeruk Siam/Keprook, Jeruk Besar, Mangga, Manggis, Nangka/Cempedak, Nenas, Pepaya, Pisang, Rambutan, Salak, Sawo, Sirsak, Markisa, Sukun, Apel, Anggur dan Melinjo, Petai, Jengkol.

*Horticulture sub-sector has contributed significantly in supporting the national economy, availability of food products, health and cosmetics, trade, construction of gross domestic product and absorption of worker.*

*In order to the development and formulation of policy planning and development evaluation of annual fruit and vegetable plants more precise of the target, statistical data of annual fruit and vegetable plants are needed by government and businessman (business).*

## **2. INFORMATION COLLECTED**

*Data collection in Agriculture Survey for Horticulture collects information on standing crops at the end of previous quarter, demolished plant, replanting plant, young plant, productive plant (harvested and non harvested), old/damage plant, standing crops at the end of reporting quarter, production, and price at farm market (Rp/Kg).*

*The data of annual fruit and vegetable plants which is collected from Agriculture for Horticulture in Annual Fruit Plants includes 22 type of plants and 3 Annual Vegetale Plants are: Avocado, Star Fruit, Duku, Durian, Guava, Rose Apple, Orange/Tangerine, Pomelo, Mango, Mangosteen, Jackfruit, Pineapple, Papaya, Banana, Rambutan, Salacca, Sapodilla/Star Apple, Soursop, Marquisa, Breadfruit, Apple, Grape and Melinjo, Twisted Cluster Bean, Jengkol.*

Tanaman Buah-Buahan Tahunan dikelompokkan dalam 3 jenis yaitu :

**1. Jenis tanaman buah-buahan yang tidak berumpun dan di panen sekaligus.**

Kelompok buah-buahan ini biasanya berbuah menurut musim. Meskipun dalam kriteria ini digolongkan dalam panen sekaligus, keadaannya di lapangan tidaklah berlaku mutlak seperti kriteria tersebut diatas, sebab waktu dipanen masih ada buah yang belum masak atau sebagian buah telah dipetik sebelumnya karena masaknya lebih awal. Keluarnya bunga yang relatif serempak merupakan dasar penggolongan ini.

**Tabel 1** Jenis tanaman buah-buahan yang tidak berumpun dan dipanen sekaligus  
**Table 1** Fruit crops that are not clump and harvested at the same time

| No  | Jenis Tanaman / Type of Plant  | Satuan Tanaman /Bentuk Produksi / Unit of Plant / Product | Form of                  |
|-----|--------------------------------|---|--------------------------|
| (1) | (2)                            | (3)   | (4)                      |
| 1   | Duku/Langsak/Kokosan / D u k u | Pohon / Tree  | Buah Segar / Fresh Fruit |
| 2   | Mangga / Mangos                | Pohon / Tree  | Buah Segar / Fresh Fruit |
| 3   | Manggis / Mangosteen           | Pohon / Tree  | Buah Segar / Fresh Fruit |
| 4   | Rambutan / Rambutan            | Pohon / Tree  | Buah Segar / Fresh Fruit |
| 5   | Sukun / Breadfruit             | Pohon / Tree  | Buah Segar / Fresh Fruit |

**2. Jenis tanaman buah-buahan yang tidak berumpun dan di panen berulang kali/lebih dari satu kali dalam satu musim.**

Jenis ini dibedakan atas tanaman buah yang dipanen terus menerus satu tahun, dan dipanen terus menerus satu musim.

**3. Jenis tanaman buah-buahan yang berumpun dan di panen terus menerus.**

Kelompok ini dapat dipanen terus menerus dalam satu tahun.

Selain data tanaman buah-buahan tahunan, juga dikumpulkan data tanaman sayuran tahunan seperti yang dirinci dalam Tabel 4.

The annual Fruit Crops are grouped into three types, namely :

**1. Fruit crops that are not clump and harvested at the same time.**

Groups of these fruits usually bear fruits by season. Although in these criteria are classified into the harvest at once, the situation in field are not absolutely applicable as the above criteria, because at harvesting time, the fruit is not yet ripe or some ripe fruit has been pluced early. When flowers come up simultaneously is considering for this classification.

**2. Fruit crops that are not clump and harvested repeatedly/more than once in a season/year.**

That type can be categorized are harvested continously one year, and harvested continously one season.

**3. Fruit crops that are clump and harvested continously.**

Group of these plants are harvested continously during one year.

In addition to data annual fruit crops, vegetable crops were also collected annual data as specified in Table 4.

**Tabel  
Table**

**2**

**Jenis tanaman buah-buahan yang tidak berumpun dan dipanen berulang kali/ lebih dari satu kali dalam satu musim/tahun**  
**Fruit crops that are not clump and harvested repeatedly/more than once in a season/year**

| No  | Jenis Tanaman / Type of Plant | Satuan Tanaman / Unit of Plant | Bentuk Produksi / Form of Product |
|---|-------------------------------|--------------------------------|-----------------------------------|
| (1)   | (2)                           | (3)                            | (4)                               |
| <b>Dipanen terus menerus satu tahun/ Harvested continuously one year</b>    |                               |                                |                                   |
| 1   | Anggur / Grape                | Pohon / Tree                   | Buah Segar / Fresh Fruit          |
| 2   | Belimbing / Star Fruit        | Pohon / Tree                   | Buah Segar / Fresh Fruit          |
| 3   | Jambu Biji / Guava            | Pohon / Tree                   | Buah Segar / Fresh Fruit          |
| 4   | Jeruk / Orange                | Pohon / Tree                   | Buah Segar / Fresh Fruit          |
| 5   | Markisa / Marquisa            | Pohon / Tree                   | Buah Segar / Fresh Fruit          |
| 6   | Nangka / Jackfruit            | Pohon / Tree                   | Buah Segar / Fresh Fruit          |
| 7   | Pepaya / Papaya               | Pohon / Tree                   | Buah Segar / Fresh Fruit          |
| 8   | Sawo / Sapodilla/Star Apple   | Pohon / Tree                   | Buah Segar / Fresh Fruit          |
| 9   | Sirsak / Soursop              | Pohon / Tree                   | Buah Segar / Fresh Fruit          |
| <b>Dipanen terus menerus satu musim / Harvested continuously one season</b> |                               |                                |                                   |
| 1   | Alpukat / Avocado             | Pohon / Tree                   | Buah Segar / Fresh Fruit          |
| 2   | Apel / Apple                  | Pohon / Tree                   | Buah Segar / Fresh Fruit          |
| 3   | Durian / Durian               | Pohon / Tree                   | Buah Segar / Fresh Fruit          |
| 4   | Jambu Air / Rose apple        | Pohon / Tree                   | Buah Segar / Fresh Fruit          |

**Tabel  
Table**

**3**

**Jenis tanaman buah-buahan yang berumpun dan dipanen terus menerus**  
**Fruit crops that are clump and harvested continuously**

| No  | Jenis Tanaman / Type of Plant | Satuan Tanaman / Unit of Plant | Bentuk Produksi / Form of Product                     |
|-----|-------------------------------|--------------------------------|---|
| (1) | (2)                           | (3)                            | (4)   |
| 1   | Nenas / Pineapple             | Rumpun/ Clump                  | Buah Segar dengan mahkotanya / Fresh Fruit with crown |
| 2   | Pisang / Banana               | Rumpun / Clump                 | Buah Segar dengan tandannya / Fresh Fruit with bunch  |
| 3   | Salak / Salacca               | Rumpun / Clump                 | Buah Segar / Fresh Fruit                              |

**Tabel 4** **Tanaman Sayuran Tahunan**  
**Table** **Annual Vegetable Plants**

| No  | Jenis Tanaman / <i>Type of Plant</i> | Satuan Tanaman / <i>Unit of Plant</i> | Bentuk Produksi / <i>Form of Product</i> |
|-----|--------------------------------------|---------------------------------------|--|
| (1) | (2)                                  | (3)                                   | (4)                                      |
| 1   | Melinjo / <i>Melinjo</i>             | Pohon / <i>Tree</i>                   | Buah Segar / <i>Fresh Fruit</i>          |
| 2   | Petai / <i>Twisted Cluster Bean</i>  | Pohon / <i>Tree</i>                   | Buah Segar / <i>Fresh Fruit</i>          |
| 3   | Jengkol / <i>Jengkol</i>             | Pohon / <i>Tree</i>                   | Buah Segar / <i>Fresh Fruit</i>          |

### 3. METODOLOGI

Metode yang digunakan dalam pengumpulan data ini adalah metode pencacahan lengkap di seluruh kecamatan di Indonesia.

Data buah-buahan dan sayuran tahunan dikumpulkan secara triwulanan.

Beberapa sumber untuk mendapatkan data hortikultura sebagai berikut:

1. Informasi dari petani/kelompok tani
2. Laporan Petani kepada Kepala Desa
3. Penghitungan dengan pendekatan banyak bibit yang digunakan
4. Perkiraan pengamatan di lapangan
5. Informasi dari Pedagang, asosiasi, koperasi, Pemberdayaan dan Kesejahteraan Keluarga (PKK), Posyandu, Usaha Perbaikan Gizi Keluarga (UPGK), Balai Benih, Pedagang Benih, Aparat Desa, Petugas Penyuluh Lapangan (PPL) dan Unit Pelayanan Teknis Balai Pengawasan dan Sertifikasi Benih Tanaman Pangan dan Hortikultura (UPT BPSB TPH).

### 4. DOKUMEN YANG DIGUNAKAN

Dokumen yang digunakan dalam pengumpulan data adalah Daftar SPH-BST untuk laporan tanaman buah-buahan dan sayuran tahunan yang dikumpulkan setiap triwulan.

### 3. METHODOLOGY

*The method used in this data collection is a complete enumeration in all subdistricts in Indonesia.*

*The data of annual fruits and vegetables are collected quarterly.*

*Some sources to obtain data horticulture as follows:*

1. *Information from farmers/group of farmers*
2. *Farmers report to the head of village*
3. *Calculations approach of seeds used*
4. *Eye estimate*
5. *Information from Traders, associations, cooperatives, Empowerment and Family Welfare (PKK), IHC, Business Family Nutrition Improvement (UPGK), Seed, Seed Merchants, village officials, Extension Officer (PPL) and the Technical Services Unit Control and Certification Institute Food Crops and Horticulture Seeds (UPT BPSB TPH).*

### 4. DOCUMENTS USED

*Documents used to collect the data are Form of SPH-BST for annual fruit and vegetable plants which collected each quarter.*

## 5. ORGANISASI PENGUMPULAN DATA

Laporan tanaman buah-buahan dan sayuran tahunan diisi secara triwulanan oleh Mantri Tani/Kepala Cabang Dinas (KCD) dan dibuat rangkap 4 (empat). Dokumen asli dikirimkan kepada BPS Provinsi, tembusannya dikirimkan ke BPS Kabupaten/Kota, Dinas Pertanian Kabupaten, dan satu sebagai arsip di KCD.

## 6. PENGOLAHAN

Daftar SPH-BST hasil pencacahan dikumpulkan di BPS Kabupaten/Kota dari setiap kecamatan.

Pengolahan data dilakukan di BPS Kabupaten/Kota dengan menggunakan program aplikasi 'Sistem Informasi Manajemen Survei Pertanian Hortikultura' (SIM-SPH). Pengolahan mulai dari entri data sampai dengan proses rekapitulasi di tingkat kabupaten/kota sampai dengan tingkat nasional.

## 7. KONSEP DAN DEFINISI

Konsep dan definisi yang dijelaskan adalah konsep dan definisi yang digunakan dalam pengumpulan data dengan Daftar SPH-BST, yaitu :

- a. Tanaman buah-buahan tahunan adalah tanaman sumber vitamin, garam mineral dan lain-lain yang dikonsumsi dari bagian tanaman yang berupa buah dan merupakan tanaman tahunan
- b. Tanaman sayuran tahunan adalah tanaman sumber vitamin, garam, mineral dan lain-lain yang dikonsumsi dari bagian tanaman yang berupa daun, bunga, buah dan umbinya yang berumur lebih dari satu tahun serta berbentuk pohon.
- c. Tanaman yang menghasilkan adalah tanaman yang pada triwulan yang bersangkutan dipetik hasilnya

## 5. ORGANIZATION OF DATA COLLECTION

*The report on annual fruit and vegetable plants are filled quarterly by the Agricultural Extension Service (KCD). Each questionnaire is made in 4 (four) copies. The original copy is sent to BPS - Statistics in Provincial level, while the others are sent to BPS - Statistics in Regency/Municipality level, the Agriculture Office at Regency/Municipality, and one as an archive at the KCD.*

## 6. PROCESSING

*Register of SPH-BST enumeration are collected in BPS Regency/Municipality of each district.*

*Data processing was performed using application program 'Sistem Informasi Manajemen Survei Pertanian Hortikultura' (SIM-SPH). Statistical data of horticulture processed, starting from data entry up to recapitulation in district level to national level.*

## 7. CONCEPTS AND DEFINITION

*Concepts and definitions are described concepts and definitions used in the data collection which are collected in SPH-BST (Report on annual fruit and vegetable plants) documents, i.e. :*

- a. *Annual Fruit plants are plants which are the source of vitamin, contained mineral salt, etc., consumed from part of plant in the form of fruits and more than one year of age.*
- b. *Annual vegetable plants are plants which are the source of vitamin, contained mineral, salt, etc., consumed from part of the plants in the form of vegetables and more than one year of age.*
- c. *Harvested plant are plant that are harvested at the reporting quarter.*



- d. Produksi adalah banyaknya hasil menurut bentuk hasil yang ditetapkan dan merupakan penjumlahan laporan per triwulan.
  - e. Bentuk Produksi buah-buahan dinyatakan dalam buah segar. Khusus untuk pisang dihitung dengan tandan dan Nenas dengan mahkotanya.
- d. Production is the product quantity in standard form and it is summation of quarterly report.*
  - e. Form of production are expressed as fresh fruits, except for banana, which are reported in bunch and pineapple with crown.*



# **RINGKASAN**

# ***SUMMARY***



## RINGKASAN

Pada tahun 2013, pada umumnya tanaman buah-buahan tahunan mengalami penurunan produksi dibandingkan tahun 2012. Sama halnya dengan tanaman buah-buahan tahunan, tanaman sayuran tahunan juga mengalami penurunan jumlah produksi.

### A. Tanaman Buah-Buahan Tahunan

Penurunan jumlah produksi tanaman buah-buahan tahunan terjadi hampir pada seluruh tanaman buah-buahan tahunan, tetapi peningkatan produksi terjadi pada buah jeruk siam/keprok, nenas, pepaya, markisa, sirsak dan apel. Nenas merupakan buah dengan peningkatan produksi terbesar yaitu sebesar 100.907 ton atau 5,66%, sedangkan manggis mengalami penurunan terbesar sebesar 50.686 ton atau 26,64% (Tabel 1).

Pisang, jeruk siam/keprok, nenas, mangga, dan salak merupakan komoditas dengan produksi terbesar untuk buah-buahan tahunan. Tahun 2013 provinsi yang menghasilkan buah-buahan dan sayuran tahunan terbesar adalah : Jawa Barat, Jawa Tengah, Jawa Timur, Sumatera Utara, dan Lampung.

Produksi buah terbesar tahun 2013 adalah tanaman pisang. Total produksi untuk tanaman pisang mencapai 6.28 juta ton. Kenaikan produksi sebesar 1,46 persen dibandingkan tahun 2012. Provinsi Jawa Timur merupakan provinsi penghasil pisang terbesar dengan jumlah produksi sebesar 1.527.376 ton atau 24,32 persen dari total produksi pisang nasional. Provinsi penghasil pisang terbesar berikutnya berturut-turut adalah Provinsi Jawa Barat (17,44 persen), Lampung (14,94 persen), Jawa Tengah (8,93 persen), Sumatera Utara (5,45 persen), Banten (5,02 persen) dan Bali (3,43 persen). Sedangkan produksi pisang selain lima provinsi tersebut sebesar 1.815.026 ton (

## SUMMARY

Generally, production of annual fruits in 2013 decreased compared to 2012. Similar to annual fruits production, production of annual vegetables also decreased.

### A. Annual Fruit Plants

The decrease of annual fruit plants production occurred in almost all annual fruit plants, but the increase of production occurred in orange/tangerine, pineapple, papaya, marquisa, soursop and apple. The greatest amount of increasing in fruit production is pineapple as 100,907 tons or 5.66%, while mangosteen experienced the largest decrease of 50,686 tons, or 26.64% (Table 1).

Bananas, oranges/tangerines, pineapples, mangoes, and shallots are commodities with the large production for annual fruit plants. In 2013 the five largest producers of annual fruit and vegetable plants are : Jawa Barat, Jawa Tengah, Jawa Timur, Sumatera Utara, and Lampung.

In 2013, the greatest production of annual fruit plants was banana. Total production of banana reached 6,28 million tons . The increase in production was 1.46 percent compared to 2012. Jawa Timur is the largest banana producer with total production of 1,527,376 tons or 24.32 percent of the total national production of Banana. The next largest banana producing in a row is province Jawa Barat (17.44 percent), Lampung (14.04 percent), Jawa Tengah (8.93 percent), Sumatera Utara (5.45 percent), Banten (5.02 percent) and Bali (3.43 percent). While banana production of other provinces were 1,835,189 tons (28.92 percent). Of the seven provinces of the banana has respented more than 80 percent of banana

28,92 persen). Dari ketujuh provinsi tersebut telah mewakili lebih dari 80 persen produksi pisang masuk.

*production entry.*

**TABEL**  
**TABLE** 1 **Produksi Tanaman Buah-Buahan Tahunan Tahun 2012 - 2013**  
**Production of Annual Fruit Plants in 2012 and 2013**

| No. | Jenis Tanaman / Type of Plant        | Produksi / Productions (ton) |           | Pertumbuhan / Growth |
|-----|--------------------------------------|------------------------------|-----------|----------------------|
|     |                                      | 2012                         | 2013      | (%)                  |
| (1) | (2)                                  | (3)                          | (4)       | (5)                  |
| 1   | Alpukat / Avocado                    | 294 200                      | 289 901   | -1.46                |
| 2   | Anggur / Grape                       | 10 160                       | 9 474     | -6.75                |
| 3   | Apel/ Apple                          | 247 075                      | 255 245   | 3.31                 |
| 4   | Belimbing / Star Fruit               | 91 794                       | 79 643    | -13.24               |
| 5   | Duku/Langsar / Duku                  | 258 457                      | 233 125   | -9.80                |
| 6   | Durian / Durian                      | 888 130                      | 759 058   | -14.53               |
| 7   | Jambu Biji / Guava                   | 208 151                      | 181 644   | -12.73               |
| 8   | Jambu Air / Rose Apple               | 104 392                      | 91 291    | -12.55               |
| 9   | Jeruk Siam/Kepron / Orange/Tangerine | 1 498 396                    | 1 548 401 | 3.34                 |
| 10  | Jeruk Besar / Pomelo                 | 113 388                      | 106 344   | -6.21                |
| 11  | Mangga / Mango                       | 2 376 339                    | 2 192 935 | -7.72                |
| 12  | Manggis / Mangosteen                 | 190 294                      | 139 608   | -26.64               |
| 13  | Markisa / Marquisa                   | 134 530                      | 141 195   | 4.95                 |
| 14  | Nangka/Cempedak / Jackfruit          | 663 936                      | 586 366   | -11.68               |
| 15  | Nenas / Pineapple                    | 1 781 899                    | 1 882 806 | 5.66                 |
| 16  | Pepaya / Papaya                      | 906 312                      | 909 827   | 0.39                 |
| 17  | Pisang / Banana                      | 6 189 052                    | 6 279 290 | 1.46                 |
| 18  | Rambutan / Rambutan                  | 757 343                      | 582 460   | -23.09               |
| 19  | Salak / Salacca                      | 1 035 407                    | 1 030 412 | -0.48                |
| 20  | Sawo / Sapodilla/Star Apple          | 135 332                      | 127 690   | -5.65                |
| 21  | Sirsak / Soursop                     | 51 809                       | 52 086    | 0.53                 |
| 22  | Sukun / Breadfruit                   | 111 768                      | 106 933   | -4.33                |

Pada tahun 2013 total produksi mangga nasional sebesar 2.192.935 ton. Lima provinsi penghasil mangga terbesar adalah Provinsi Jawa Timur, Jawa Tengah, Jawa Barat, Sulawesi Selatan, dan Nusa Tenggara Barat, dengan total kontribusi terhadap produksi nasional sebesar 81,61 persen. Produksi mangga terbesar untuk tahun 2013 adalah Provinsi Jawa Timur dengan kontribusi 36,45 persen (799.411 ton) terhadap total produksi nasional. Berikutnya Provinsi Jawa Tengah dan Jawa Barat menempati posisi kedua dan ketiga dengan persentase produksi sebesar

*In 2013, total production of mango production at national level was 2,192,935 tons. The top five provinces with the largest mango production are Jawa Timur, Jawa Tengah, Jawa Barat, Sulawesi Selatan, and Nusa Tenggara Barat, the total contribution to the national production of 81.61 percent. The largest mango production in 2013 were Jawa Timur with the contribution of 36.45 percent (799,411 tons) of the total national production. Next, Jawa Tengah and Jawa Barat took second and third with a percentage of production, amounting to 18.44 percent (404,443 tons) for Jawa Tengah*

18,44 persen (404.443 ton) untuk Provinsi Jawa Tengah dan 14,91 persen (327.070 ton) untuk provinsi Jawa Barat. Sedangkan Provinsi Sulawesi Selatan dan Nusa Tenggara Barat dengan produksi sebesar 148.117 ton (6,75 persen) dan 110.637 ton (5,05 persen).

Tanaman Nenas dengan produksi 1.882.806 ton berada di urutan ketiga produksi tanaman buah-buahan tahunan terbesar. Secara nasional, produksi Nenas mengalami kenaikan sebesar 5,66 persen dibandingkan tahun 2012. Provinsi Lampung dengan produksi sebesar 722.620 ton atau 38,38 persen dari total produksi nasional merupakan provinsi penghasil Nenas terbesar di tahun 2013. Empat provinsi terbesar berikutnya adalah Provinsi Sumatera Utara 228.136 ton (12,12 persen), Jawa Timur dengan produksi sebesar 197.165 ton (10,47 persen), Jambi 156.369 ton (8,31 persen) dan Jawa Tengah dengan produksi sebesar 113.092 ton (6,01 persen), selain lima provinsi tersebut produksi nenas sebesar 465.424 ton (24,72 persen).

Produksi nasional jeruk siam/keprok sebesar 1.548.401 ton, naik sebesar 3,34 persen (50.005 ton) dibandingkan tahun sebelumnya. Provinsi Jawa Timur, Sumatera Utara, Kalimantan Barat, Bali, dan Kalimantan Selatan merupakan lima provinsi penghasil jeruk siam/keprok terbesar dengan kontribusi sebesar 80,42 persen terhadap produksi nasional. Produksi jeruk siam/keprok di Provinsi Jawa Timur 514.855 ton (33,25 persen), Sumatera Utara sebesar 326.322 ton (21,07 persen), sebesar 154.305 ton (9,97 persen) di Provinsi Kalimantan Barat, Provinsi Bali 140.581 ton (9,08 persen) dan terakhir di Provinsi Kalimantan Selatan sebesar 109.100 ton (7,05 persen).

Produksi nasional salak tahun 2013 turun sebesar 0,46 persen dibandingkan tahun sebelumnya. Produksi salak tahun 2013 sebesar 1.030.412 ton, 92,79 persen diantaranya tersebar di lima provinsi, yaitu

*Province and 14.91 percent (327,070 tonnes) for Jawa Barat. Meanwhile, Sulawesi Selatan and Nusa Tenggara Barat with a production of 148,117 tons (6.75 percent) and 110,637 tons (5.05 percent) were respectively.*

*The third largest production of annual fruit plants was pineapple with 1,882,806 tons of production. Nationally, pineapple production increased as 15.66 percent compared to 2012. Lampung is the largest pineapple producer in 2013 with 722,620 of production or 38.38 percent to national production. The next four largest province were Sumatera Utara which produce 228,136 tons (12.12 percent), Jawa Timur as 197,165 tons (10.47 percent), as 156,369 tons (8.31 percent) in Jambi, Jawa Tengah as 113,092 tons (6.01 percent), and others as 465,424 tons (24.72 percent).*

*National production of oranges/tangerine was 1,548,401 tons, which increased by 3.34 percent (50,005 tons) compared to previous year. Jawa Timur, Sumatera Utara, Kalimantan Barat, Bali, and Kalimantan Selatan were the five biggest oranges/tangerine producer which contributed as 80,42 percent to national production. The production of oranges/tangerine in Jawa Timur was 514,855 tons (33.25 percent), while there were 326,322 tons (21.07 percent) in Sumatera Utara, 154,305 tons (9.97 percent) in Kalimantan Barat, 140,581 tons (9.08 percent) in Bali, and 109,100 tons (7.05 percent) Kalimantan Selatan.*

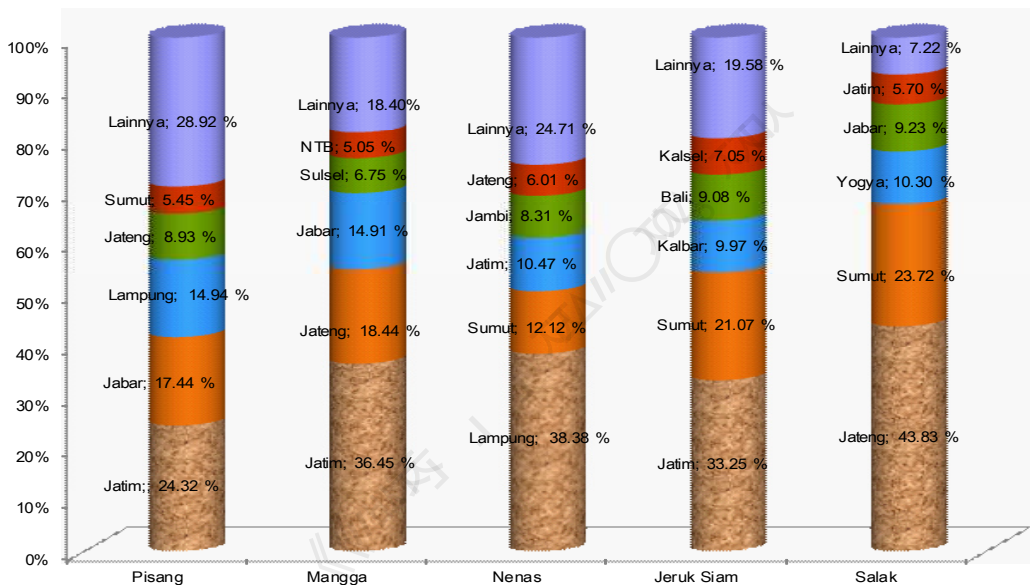
*National production of sallaca in 2013 fell as 0.46 percent compared to previous year. Sallaca's production of 2013 was 1,030,412 tons, which are 92.79 percent of its production spreaded in five provinces. Those five potential*

Provinsi Jawa Tengah dengan produksi 451.663 ton (43,83 persen), produksi di Provinsi Sumatera Utara sebesar 244.445 ton (23,72 persen), sebesar 106.146 ton (10,30 persen) di Provinsi Yogyakarta, Jawa Barat menyumbang 9,23 persen (95.105 ton), dan Provinsi Jawa Timur dengan produksi 58.778 ton (5,70 persen).

*provinces are: Jawa Tengah with production as 451,663 tons (43.83 percent), Sumatera Utara produced 244,445 tons (23.72 percent), it was 106,146 tons (10.30 percent) in Yogyakarta, Jawa Barat contributed 9.23 percent (95,105 tons), and Jawa Timur was 58,778 tons (5.70 percent).*

Persentase produksi lima tanaman buah-buahan terbesar, dapat dilihat pada Gambar 1 dibawah ini.

*The percentage of production of the five largest fruit crop, can be seen in Graph 1.*



**GRAFIK  
GRAPH**

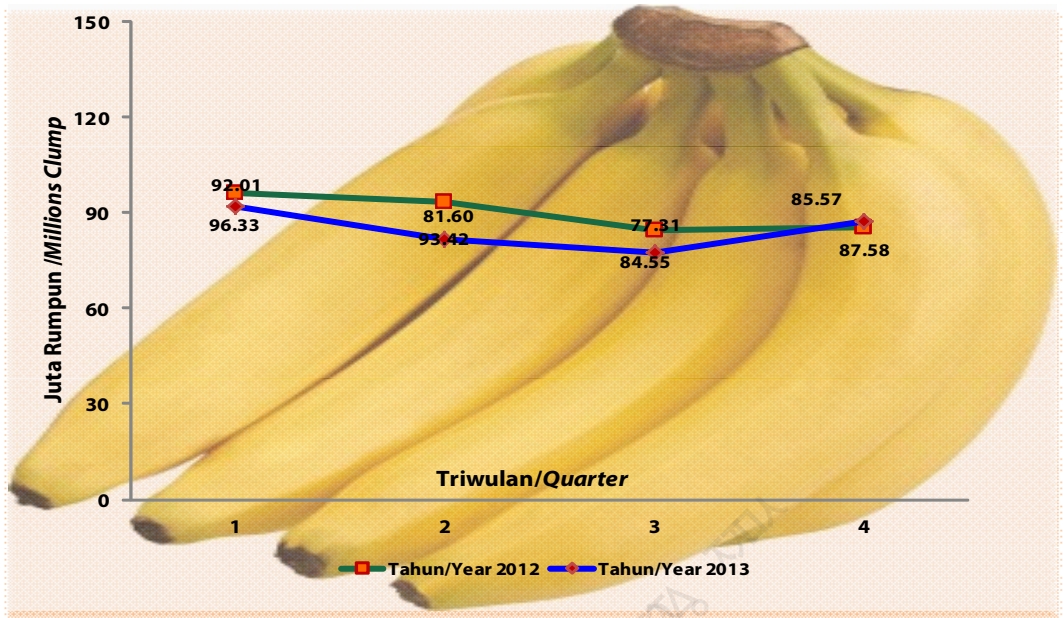
**1**

**Persentase Produksi Buah-Buahan Potensi Menurut Provinsi Tahun 2013  
Percentage Production of Potential Fruits by Province in 2013**

Tahun 2013 jumlah tanaman pisang yang menghasilkan per triwulan menunjukkan perbedaan yang tidak signifikan. Hal ini menunjukkan bahwa pisang merupakan tanaman yang berbuah sepanjang tahun dan tidak mengenal musim. Perkembangan banyaknya tanaman pisang yang menghasilkan menurut triwulan tahun 2012 dan 2013 dapat dilihat pada Grafik 2.

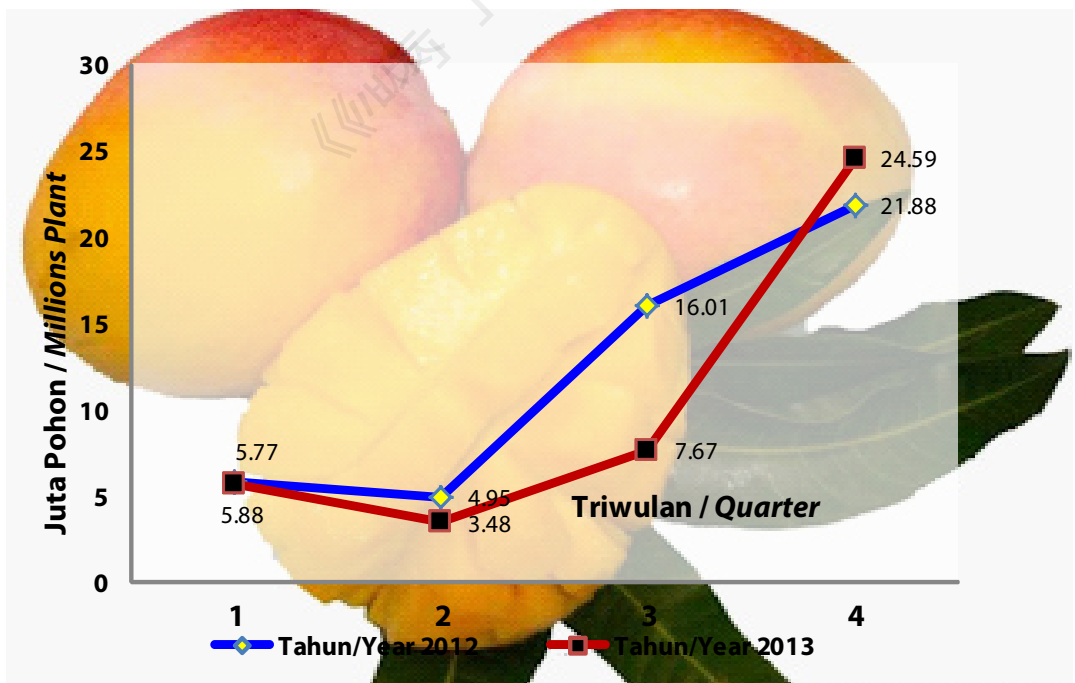
*Number of banana's harvested plants quarterly in 2013 showed insignificant differences. It showed that banana is as fruit that can be harvested during a whole years and independent of season. The growth of harvested banana plants quarterly in 2012 and 2013 shows in graph 2.*





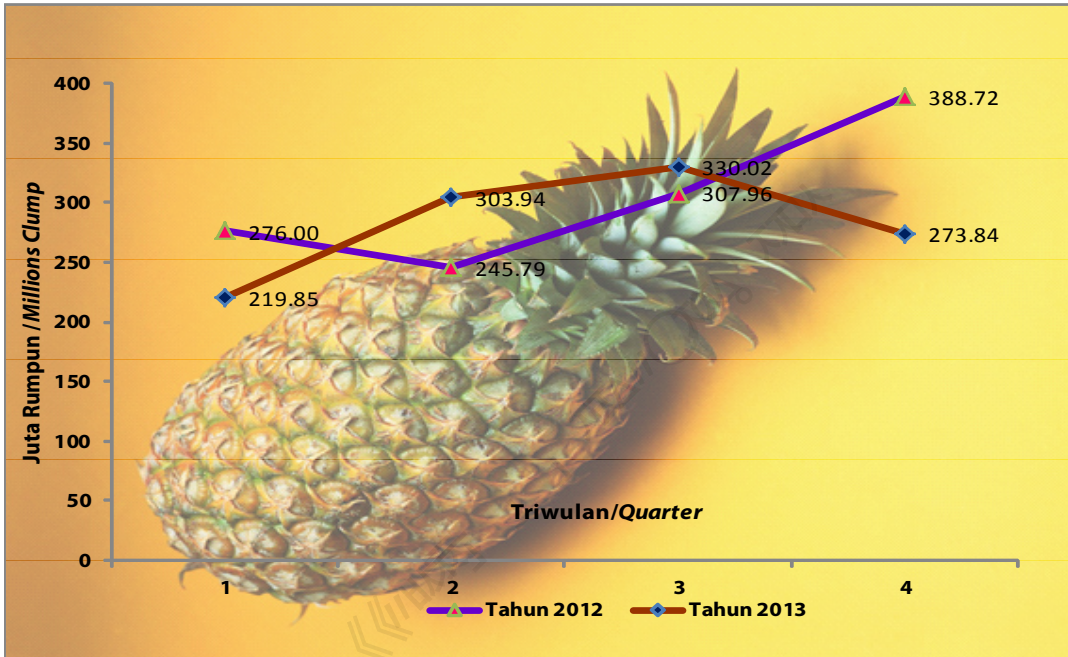
GRAFIK  
GRAPH 2

Banyaknya Tanaman Pisang yang Menghasilkan Menurut Triwulan Tahun 2012 dan 2013 (dalam Juta Rumpun)  
 Number of Harvested Plant of Banana by Quarterly in 2012 and 2013 (in Million Clump)



Kenaikan jumlah tanaman mangga yang menghasilkan terjadi pada Triwulan IV (Oktober-Desember) yaitu sebesar 24,59 juta pohon. Hal ini menunjukkan bahwa tanaman mangga merupakan tanaman buah-buahan tahunan yang berbuah menurut musim. Grafik 3 menunjukkan perkembangan tanaman mangga yang menghasilkan per triwulan tahun 2012 dan 2013.

The increase in number of harvested plants of mango occurred in the fourth quarter (October to December) in the amount of 24.59 million trees. This shows that the mango crop is an annual crop of fruit that can be harvested seasonally. Graph 3 shows the growth of the harvested mango plants per quarter in 2012 and 2013.



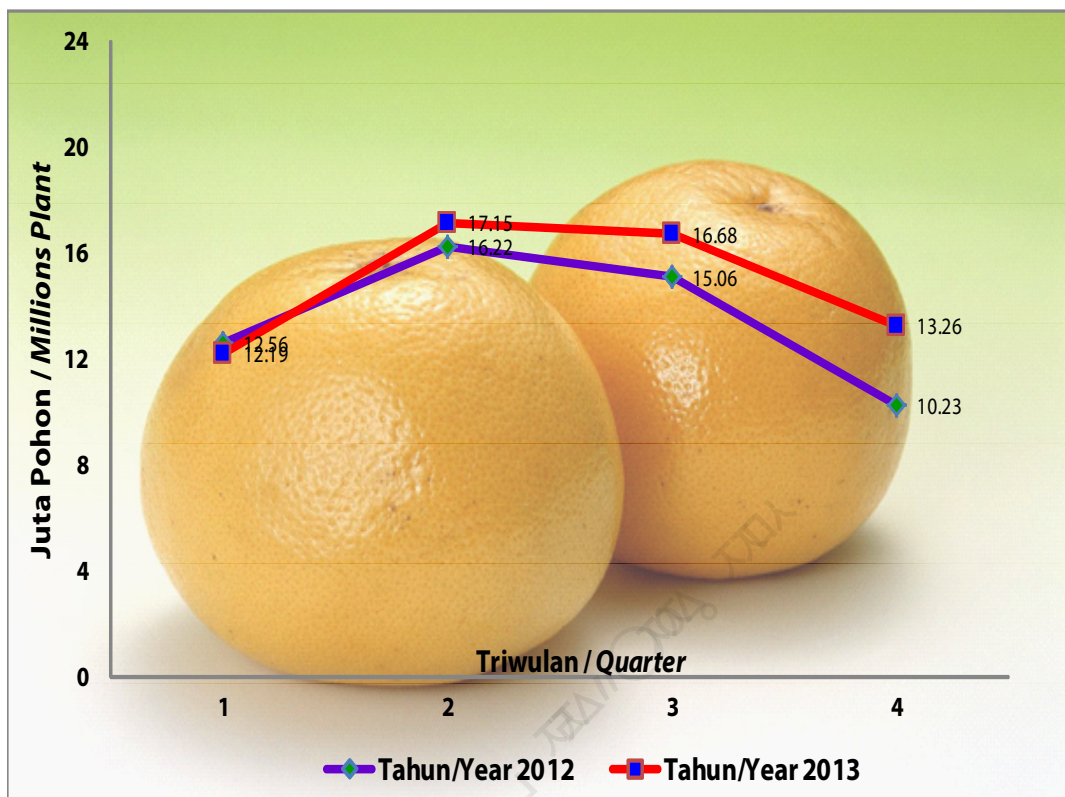
**Banyaknya Tanaman Nenas yang Menghasilkan Menurut Triwulan Tahun 2012 dan 2013 (dalam Juta Rumpun)**

**GRAFIK  
GRAPH**

**4 Number of Harvested Plant of Pineapple by Quarterly in 2012 and 2013 (in Million Clump)**

Seperti halnya tanaman pisang, pola panen tanaman nenas juga menunjukkan bahwa nenas merupakan tanaman buah-buahan tahunan yang tidak mengenal musim, atau dapat berbuah sepanjang tahun. Pada Triwulan IV jumlah tanaman yang menghasilkan untuk nenas terjadi penurunan yaitu sebesar 273,84 juta pohon. Grafik 4 menunjukkan tanaman nenas yang menghasilkan per triwulan tahun 2012 dan 2012.

Similar to banana, pineapple crop patterns also indicated that the pineapple is an annual fruits plant that are not depend on seasons, or it can be harvested throughout the year. In the fourth quarter number for pineapple plant production a decrease in the amount of 273.84 million trees. Graph 4 shows the pineapple plant that produces a quarterly in 2012 and 2013.



**GRAFIK**  
**GRAPH**

5

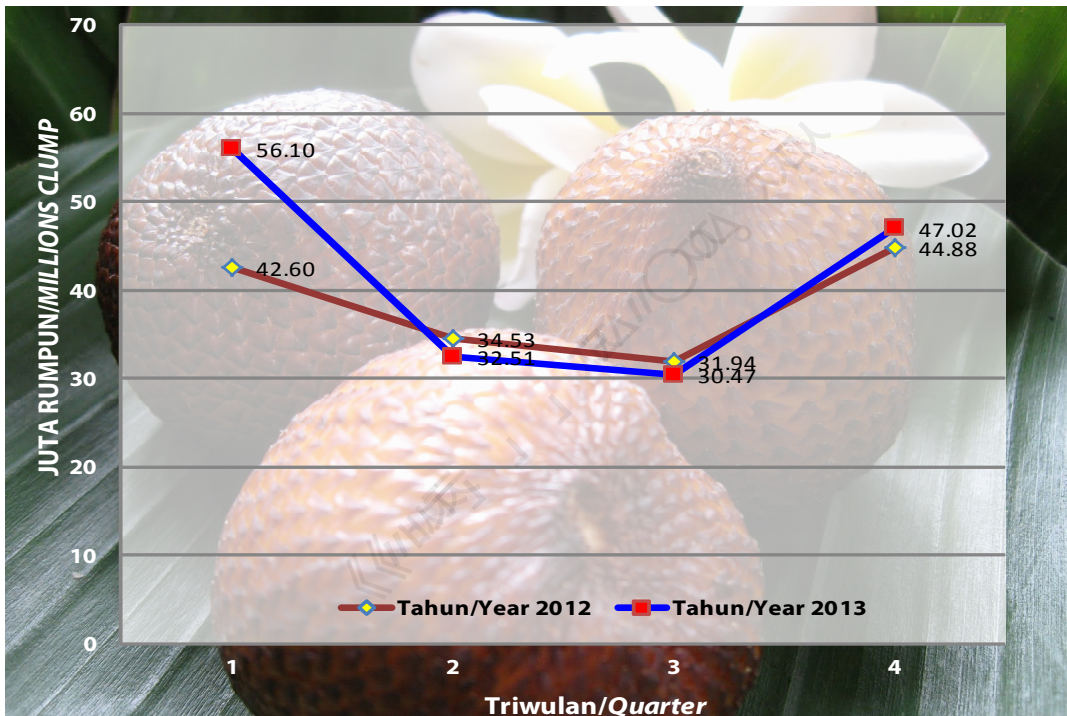
**Banyaknya Tanaman Jeruk Siam/Kepron yang Menghasilkan Menurut Triwulan Tahun 2012 dan 2013 (dalam Juta Pohon)**  
**Number of Harvested Plant of Orange/Tangerine by Quarterly in 2012 and 2013 (in Million Plant)**

Tanaman jeruk siam/kepron juga merupakan tanaman yang berbuah terus menerus dalam satu tahun dan dapat dipanen berulang kali. Hal ini dapat dilihat dari banyaknya tanaman yang menghasilkan di setiap triwulannya (lihat gambar 5).

*Orange/tangerine is also a plant that can be harvested continuously for one year and can be harvested repeatedly. It can be seen from the number of plants that produce on a quarterly basis (see graph 5).*

Jumlah tanaman salak yang menghasilkan per triwulan yang relatif konstan menunjukkan bahwa tanaman salak merupakan tanaman yang berbuah sepanjang tahun dan tidak mengenal musim. Perkembangan banyaknya tanaman yang menghasilkan tahun 2013 pada grafik 6 untuk masing-masing triwulan menunjukkan pola yang relatif konstan atau perbedaan antar triwulan tidak signifikan.

The number of harvested plants of salacca quarterly that relatively constant shows that salacca plants are plants that be harvested throughout the year and not depend on season. In 2013 on the graph 6, the growth of salacca's harvested plants for each quarter showed a relatively constant pattern or no significantly difference between the quarter.



**Banyaknya Tanaman Salak yang Menghasilkan Menurut Triwulan Tahun 2012 dan 2013 (dalam Juta Rumpun)**

**GRAFIK**  
**GRAPH**

**6 Number of Harvested Plant of Salacca by Quarterly in 2012 and 2013 (in Million Clump)**

### B. Tanaman Sayuran Tahunan

Pada umumnya, produksi tanaman sayuran tahunan tahun 2013 mengalami penurunan di banding tahun sebelumnya. Penurunan produksi terjadi pada tanaman jengkol dan petai, yaitu sebesar 5,52 persen dan 1,11 persen. Sedangkan melinjo mengalami peningkatan produksi sebesar 3,13 persen.

### B. Annual Vegetables

In general, annual vegetable plants production in 2013 decreased compared to the previous year. The decrease in production occurred in twisted cluster bean plants and jengkol, amounting to 5.52 percent and 1.11 percent. While melinjo production increased by 3.13 percent.

**TABEL** 2 **Produksi Tanaman Sayuran Tahunan Tahun 2012 - 2013**  
**TABLE** 2 **Production of Annual Vegetable Plants in 2012 and 2013**

| No. | Jenis Tanaman / Type of Plant | Produksi / Productions (ton) |         | Pertumbuhan / Growth |
|-----|-------------------------------|------------------------------|---------|----------------------|
|     |                               | 2011                         | 2012    | (%)                  |
| (1) | (2)                           | (3)                          | (4)     | (5)                  |
| 1   | Jengkol / Jengkol             | 224 342                      | 220 848 | -1.56                |
| 2   | Melinjo / Melinjo             | 216 207                      | 207 019 | -4.25                |
| 3   | Petai / Twisted Cluster Bean  | 62 197                       | 61 155  | -1.68                |

Produksi nasional jengkol pada tahun 2013 turun sebesar 1,68 persen dibandingkan tahun 2012. Sebaran produksi tanaman jengkol tidak merata di seluruh wilayah Indonesia. Wilayah Bali dan Nusa Tenggara serta Maluku dan Papua hanya sedikit produksi jengkol. Produksi jengkol paling besar terdapat di Pulau Sumatera. Secara nasional, lima provinsi yang paling banyak menghasilkan jengkol terdapat di provinsi Banten (18,70 persen), Jawa Barat (12,19 persen), Lampung (11,26 persen), Sumatera Barat (10,54 persen), dan Jawa Tengah (9,52 persen).

Tanaman melinjo menyebar di seluruh Indonesia. Pulau Jawa merupakan pulau penghasil melinjo terbesar yaitu 172.396 ton bila dilihat dari sebaran per pulauanya. Lima provinsi terbesar penghasil melinjo adalah provinsi Banten dengan produksi 48.090 ton (21,78 persen), Jawa Tengah sebesar 43.475 ton (19.69 persen), produksi sebesar 36.192 ton (16,39 persen) di Provinsi Jawa Barat, Jawa Timur sebesar 22.273 ton (10,09 persen) dan DI. Yogyakarta sebesar 22.161 ton (10,03 persen).

Tanaman petai sebanyak 82,49 persen menyebar di lima provinsi potensi, yaitu Jawa Timur dengan produksi sebanyak 55.468 ton atau 26,79 persen terhadap produksi nasional, selanjutnya Provinsi Jawa Tengah dengan produksi 49.726 ton (24,02 persen),

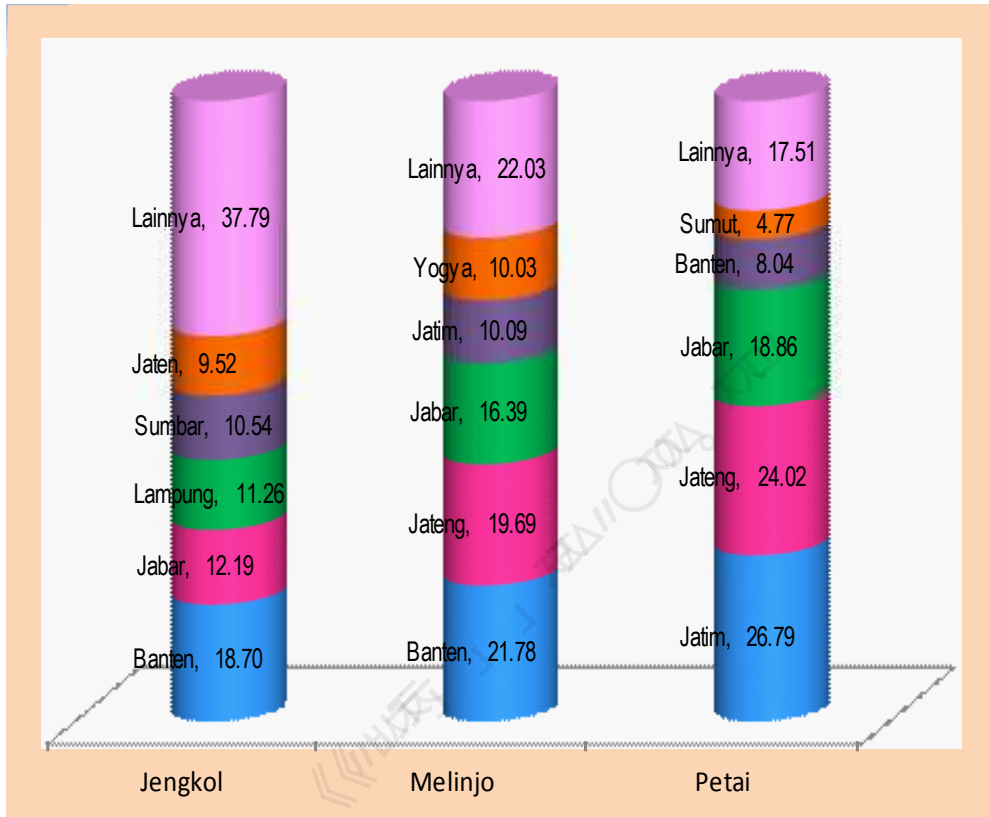
*National production of jengkol in 2013 fell as 1.68 percent compared to previous year, The distribution of jengkol production unevenly across the territory of Indonesia. Bali and Nusa Tenggara, Papua and Maluku have few production of jengkol. The largest production of jengkol are in Sumatera island. Nationally, the five provinces that most produced for jengkol found in Banten (18.70 percent), Jawa Barat (12.19 percent), Lampung (11.26 percent), Sumatera Barat (10.54 percent), and Jawa Tengah (9.52 percent).*

*Melinjo plants spread across Indonesia. Distribution per island showed that Java was an island that have the largest producer of melinjo as 172,396 tons if it viewed from the distribution by island. Five largest producer of melinjo Banten with production of 48,090 tons (21.78 percent), Jawa Tengah as 43,475 tons (19.69 percent), production of 36,192 tons (16.39 percent) in Jawa Barat, in Jawa Timur it was 22,273 tons (10.09 percent) and in DI. Yogyakarta it amounted to 22,161 tons (10.03 percent).*

*Twisted cluster bean plants as much as 82.49 percent are spread across five potential provinces, namely Jawa Tengah with production of 55,468 tons, or 26.79 percent of the national production, the next is Jawa Tengah with 49,726 tons of production (24,02 percent), in*

di Provinsi Jawa Barat sebanyak 39.054 ton (18,86 persen), Provinsi Banten dengan produksi 16.635 ton (8,04 persen), dan yang terakhir adalah provinsi Sumatera Utara sebesar 9.877 ton (4,77 persen)

*Jawa Barat, it was 39,054 tons (18,86 percent), Banten with production of 16,635 tons (8.04 percent), and the last was Sumatera Utara as 9,877 tons (4.77 percent).*



**GRAFIK**  
**GRAPH**

7

**Presentase Produksi Tanaman Sayuran Tahunan menurut Provinsi, 2012 dan 2013**  
**Percentage Production of Annual Vegetables by Province, 2012 and 2013**

### C. Ekspor Buah-Buahan Tahunan

Pada tahun 2013 ekspor hasil buah Indonesia tercatat 19 komoditas buah-buahan. Total ekspor tanaman buah-buahan tahunan Indonesia memperoleh 10,42 juta dolar AS pada tahun 2013.

### C. Export of Annual Fruit

*In 2013, Indonesia exports of annual fruits recorded by 19 comodities of annual fruits. Total export of Indonesia's annual fruit plants has received 10.42 million US dollars in 2013.*

Ekspor buah manggis pada tahun 2013 menjadi penyumbang devisa terbesar dari buah-buahan tahunan dengan jumlah berat bersih 7.647.852 kg dan nilai 5.734.310 US \$, ditempat kedua adalah buah mangga dengan jumlah berat bersih 1.089.375 kg dan nilai 1.412.772 US \$.

*Exports of mangoesteen in 2013 became the largest contributor of foreign exchange from annual fruit by amount of 7,647,852 kg and value of 5,734,310 US \$, second place is the mangoes with amount of 1,089,375 kg and value 1,412,772 US \$.*

**TABEL 3 Ekspor Produksi Buah-Buahan Tahunan Indonesia Tahun 2013**  
**TABLE Exports Production of Annual Fruits Indonesia Year 2013**

| No. | Kode HS /<br>HS Code | Komoditi / Commodity  | Berat<br>Net Weight<br>(Kg) | Nilai FOB<br>FOB Value<br>Net Weight<br>(US \$) |
|-----|----------------------|---|-----------------------------|---|
| (1) | (2)                  | (3)   | (4)                         | (5)   |
| 1   | 0803900000           | Bananas, including plantains, fresh or dried                          | 100,282                     | 127,753   |
| 2   | 0804300000           | Pineapples, fresh or dried  | 110,634                     | 107,093   |
| 3   | 0804400000           | Avocados, fresh or dried  | 235,891                     | 278,838   |
| 4   | 0804501000           | Guavas, fresh or dried  | 48,911                      | 105,025   |
| 5   | 0804502000           | Mangoes, fresh or dried   | 1,089,375                   | 1,412,772                                       |
| 6   | 0804503000           | Mangosteens, fresh or dried   | 7,647,853                   | 5,734,310                                       |
| 7   | 0805101000           | Oranges, fresh  | 570                         | 1,311   |
| 8   | 0805200000           | Mandarin, clementines, wilkings & similar citrus hybrids, fresh/dried | 38                          | 75  |
| 9   | 0805500000           | Lemons and limes, fresh or dried                                      | 1,043,167                   | 446,787   |
| 10  | 0805900000           | Other citrus fruit, fresh or dried                                    | 3,201                       | 1,979   |
| 11  | 0807201000           | Mardi backcross solo (betik solo), fresh                              | 3,124                       | 6,906   |
| 12  | 0807209000           | Other papaws (papayas), fresh   | 22,712                      | 26,826  |
| 13  | 0808100000           | Apples, fresh   | 24,222                      | 18,775  |
| 14  | 0810600000           | Durians, fresh  | 20                          | 110   |
| 15  | 0810903000           | Rambutan, fresh   | 397,523                     | 412,332   |
| 16  | 0810904000           | Langsat, starfruit, fresh   | 536                         | 1,054   |
| 17  | 0810905000           | Jackfruits (cempedak and nangka), fresh                               | 17,690                      | 31,209  |
| 18  | 0810909100           | Salacca (snake fruit), fresh  | 1,025,058                   | 1,704,152                                       |
| 19  | 0810909300           | Sapodilla (ciku fruit), fresh   | 12,487                      | 3,292   |

Dibandingkan dengan tahun 2013, volume ekspor manggis menurun sebesar 62,08 persen dibandingkan tahun 2013, dengan penurunan nilai FOB sebesar 67,09 persen. Sedangkan volume ekspor mangga pada tahun 2013 menurun sebesar 28,10 persen dengan penurunan nilai FOB sebesar 35,54 persen.

*Compared to 2013, export volume of mangosteen decreased as 62.08 percent compared to 2013, with an decrease of FOB value as 67.09 percent. While the mango export volume in 2012 decreased by 28.10 percent with an decrease 35.54 percent of FOB value.*

**TABEL 4 Ekspor Produksi Buah Manggis Menurut Negara Tujuan Tahun 2012-2013**  
**TABLE 4 Exports Production of Mangoesteen By Country of Destination 2012-2013**

| No.                          | Jenis Komoditi dan Negara Tujuan<br>Type of Commodity and Country of Destination | 2012                        |                                   | 2013                        |                                   |
|------------------------------|--|-----------------------------|-----------------------------------|-----------------------------|-----------------------------------|
|                              |  | Berat<br>Net Weight<br>(Kg) | Nilai FOB<br>FOB Value<br>(US \$) | Berat<br>Net Weight<br>(Kg) | Nilai FOB<br>FOB Value<br>(US \$) |
| (1)                          | (2)  | (3)                         | (4)                               | (5)                         | (6)                               |
| <b>Manggis / Mangoesteen</b> |  | <b>20 168 660</b>           | <b>17 426 034</b>                 | <b>7 647 853</b>            | <b>5 734 310</b>                  |
| 1                            | Hong Kong  | 9 700 139                   | 7 148 695                         | 1 965 939                   | 1 661 876                         |
| 2                            | China  | 8 229 892                   | 8 731 562                         | 212 822                     | 88 528                            |
| 3                            | Malaysia   | 1 029 750                   | 398 108                           | 3 310 306                   | 1 772 442                         |
| 4                            | United Arab Emirates   | 679 155                     | 551 610                           | 598 284                     | 542 294                           |
| 5                            | Singapore  | 190 642                     | 239 171                           | 425 421                     | 525 300                           |
| 6                            | Taiwan   | 100 010                     | 104 754                           | -                           | -                                 |
| 7                            | Saudi Arabia   | 78 190                      | 45 932                            | 86 686                      | 91 826                            |
| 8                            | France   | 54 902                      | 67 910                            | 59 566                      | 75 374                            |
| 9                            | Netherlands  | 50 487                      | 68 721                            | 50 938                      | 57 737                            |
| 10                           | Vietnam  | 12 000                      | 7 500                             | 827 719                     | 770 129                           |
| 11                           | Qatar  | 10 829                      | 10 642                            | 22 881                      | 16 061                            |
| 12                           | India  | 8 626                       | 1 725                             | -                           | -                                 |
| 13                           | Kuwait   | 8 255                       | 22 714                            | 18 570                      | 67 241                            |
| 14                           | Australia  | 5 832                       | 11 664                            | -                           | -                                 |
| 15                           | Denmark  | 4 160                       | 5 825                             | 10 718                      | 11 888                            |
| 16                           | Italy  | 2 700                       | 4 050                             | 8 784                       | 7 172                             |
| 17                           | Oman   | 1 632                       | 2 314                             | 2 918                       | 3 352                             |
| 18                           | Bahrain  | 1 455                       | 3 131                             | 7 717                       | 13 197                            |
| 19                           | Switzerland  | 4                           | 6                                 | 430                         | 430                               |
| 20                           | Thailand   | -                           | -                                 | 32 672                      | 18 517                            |
| 21                           | Spain  | -                           | -                                 | 3 860                       | 3 860                             |
| 22                           | Japan  | -                           | -                                 | 1 542                       | 6 168                             |
| 23                           | Jordan   | -                           | -                                 | 70                          | 900                               |
| 24                           | Christmas Islands  | -                           | -                                 | 10                          | 18                                |



**TABEL 5** Ekspor Produksi Buah Mangga Menurut Negara Tujuan Tahun 2012-2013  
**TABLE 5** Exports Production of Mangoes By Country of Destination 2012-2013

| No. | Jenis Komoditi dan<br>Negara Tujuan<br><i>Type of Commodity and<br/>Country of Destination</i> | 2012                               |  | 2013                               |  |
|-----|--|------------------------------------|--|------------------------------------|--|
|     |  | Berat<br><i>Net Weight</i><br>(Kg) | Nilai FOB<br><i>FOB Value</i><br>(US \$) | Berat<br><i>Net Weight</i><br>(Kg) | Nilai FOB<br><i>FOB Value</i><br>(US \$) |
| (1) | (2)  | (3)                                | (4)                                      | (5)                                | (6)                                      |
|     | <b>Mangga / Mangoes</b>  | <b>1 515 152</b>                   | <b>2 191 742</b>                         | <b>1 089 375</b>                   | <b>1 419 772</b>                         |
| 1   | United Arab Emirates   | 635,082                            | 792,018                                  | 462 271                            | 426 046                                  |
| 2   | Singapore  | 488,897                            | 831,189                                  | 308 815                            | 498 344                                  |
| 3   | Saudi Arabia   | 120,262                            | 63,256                                   | 82 248                             | 65 583                                   |
| 4   | Malaysia   | 113,983                            | 279,722                                  | 66 416                             | 149 472                                  |
| 5   | Qatar  | 65,134                             | 49,056                                   | 66 219                             | 58 972                                   |
| 6   | China  | 29,946                             | 34,708                                   | 63                                 | 82                                       |
| 7   | Kuwait   | 19,987                             | 55,369                                   | 30 548                             | 109 341                                  |
| 8   | Hong Kong  | 17,060                             | 41,840                                   | 7 436                              | 21 370                                   |
| 9   | Oman   | 11,972                             | 16,556                                   | 30 874                             | 50 551                                   |
| 10  | Bahrain  | 11,823                             | 24,003                                   | 33 501                             | 30 441                                   |
| 11  | Brunei Darussalam  | 772                                | 2,432                                    | -                                  | -  |
| 12  | United States  | 194                                | 1,493                                    | 129                                | 1 291                                    |
| 13  | Philippines  | 40                                 | 100                                      | -                                  | -  |
| 14  | Netherlands  | -                                  | -  | 845                                | 1 262                                    |
| 15  | Christmas Islands  | -                                  | -  | 10                                 | 17                                       |

Sumber : Statistik Perdagangan Luar Negeri Indonesia Tahun 2013  
 Source : *Indonesia Foreign Trade Statistics, 2013*

Statistik Tanaman Buah-Buahan dan Sayuran Tahunan Indonesia 2013

# **TABEL-TABEL** ***TABLES***

**TABEL**  
**TABLE**

1.1

**Produksi dan Banyaknya Tanaman Alpukat yang Menghasilkan Menurut Provinsi 2013**  
*Production and Number of Harvested Plant of Avocado by Province 2013*

| Provinsi<br><i>Province</i>     | Triwulan I / <i>Quarter I</i>  |  | Triwulan II / <i>Quarter II</i>  |  |
|---------------------------------|--|--|--|--|
|                                 | Tanaman yang<br>Menghasilkan<br><i>Harvested Plant</i><br>(Pohon/Tree) | Produksi<br><i>Production</i><br>(ton) | Tanaman yang<br>Menghasilkan<br><i>Harvested Plant</i><br>(Pohon/Tree) | Produksi<br><i>Production</i><br>(ton) |
| (1)                             | (2)  | (3)                                    | (4)  | (5)                                    |
| 1 Aceh                          | 22 230   | 1 349                                  | 24 253   | 1 626                                  |
| 2 Sumatera Utara                | 37 903   | 2 086                                  | 36 082   | 2 036                                  |
| 3 Sumatera Barat                | 135 193  | 10 043                                 | 134 393  | 9 878                                  |
| 4 R i a u                       | 5 176  | 169                                    | 5 003  | 137                                    |
| 5 Kepulauan Riau                | 798  | 32                                     | 892  | 27                                     |
| 6 J a m b i                     | 24 333   | 701                                    | 8 596  | 426                                    |
| 7 Sumatera Selatan              | 36 456   | 1 212                                  | 41 656   | 1 551                                  |
| 8 Bangka Belitung               | 3 665  | 127                                    | 1 801  | 80                                     |
| 9 Bengkulu                      | 24 269   | 1 661                                  | 18 852   | 1 136                                  |
| 10 Lampung                      | 63 377   | 2 412                                  | 51 529   | 2 106                                  |
| <b>SUMATERA</b>                 | <b>353 400</b>   | <b>19 792</b>                          | <b>323 057</b>   | <b>19 003</b>                          |
| 11 DKI Jakarta                  | 1 510  | 29                                     | 1 885  | 51                                     |
| 12 Jawa Barat                   | 474 070  | 32 524                                 | 200 585  | 9 881                                  |
| 13 B a n t e n                  | 12 074   | 599                                    | 8 468  | 330                                    |
| 14 Jawa Tengah                  | 224 833  | 10 110                                 | 137 620  | 5 750                                  |
| 15 DI Yogyakarta                | 41 044   | 2 920                                  | 4 816  | 201                                    |
| 16 Jawa Timur                   | 587 691  | 23 888                                 | 223 230  | 8 211                                  |
| <b>JAWA</b>                     | <b>1 341 222</b>   | <b>70 070</b>                          | <b>576 604</b>   | <b>24 424</b>                          |
| 17 B a l i                      | 21 529   | 755                                    | 12 562   | 545                                    |
| 18 Nusa Tenggara Barat          | 15 047   | 545                                    | 4 933  | 136                                    |
| 19 Nusa Tenggara Timur          | 101 480  | 2 635                                  | 79 302   | 2 105                                  |
| <b>BALI &amp; NUSA TENGGARA</b> | <b>138 056</b>   | <b>3 935</b>                           | <b>96 797</b>  | <b>2 786</b>                           |
| 20 Kalimantan Barat             | 1 020  | 35                                     | 2 212  | 36                                     |
| 21 Kalimantan Tengah            | 1 274  | 21                                     | 1 106  | 19                                     |
| 22 Kalimantan Selatan           | 274  | 9                                      | 199  | 5                                      |
| 23 Kalimantan Timur             | 5 322  | 133                                    | 3 485  | 143                                    |
| <b>KALIMANTAN</b>               | <b>7 890</b>   | <b>198</b>                             | <b>7 002</b>   | <b>203</b>                             |
| 24 Sulawesi Utara               | 7 608  | 318                                    | 6 957  | 351                                    |
| 25 Gorontalo                    | 453  | 7                                      | 358  | 6                                      |
| 26 Sulawesi Tengah              | 29 501   | 1 382                                  | 26 672   | 1 114                                  |
| 27 Sulawesi Selatan             | 65 443   | 2 649                                  | 133 063  | 3 955                                  |
| 28 Sulawesi Barat               | 4 430  | 161                                    | 4 035  | 139                                    |
| 29 Sulawesi Tenggara            | 4 285  | 201                                    | 3 177  | 138                                    |
| <b>SULAWESI</b>                 | <b>111 720</b>   | <b>4 718</b>                           | <b>174 262</b>   | <b>5 703</b>                           |
| 30 M a l u k u                  | 5 400  | 171                                    | 3 671  | 112                                    |
| 31 Maluku Utara                 | 1 500  | 55                                     | 920  | 54                                     |
| 32 P a p u a                    | 1 776  | 130                                    | 2 694  | 150                                    |
| 33 Papua Barat                  | 3 070  | 78                                     | 2 205  | 44                                     |
| <b>MALUKU &amp; PAPUA</b>       | <b>11 746</b>  | <b>434</b>                             | <b>9 490</b>   | <b>360</b>                             |
| <b>INDONESIA</b>                | <b>1 964 034</b>   | <b>99 147</b>                          | <b>1 187 212</b>   | <b>52 479</b>                          |

Lanjutan Tabel/Continued Table 1.1

| Triwulan III / Quarter III                                      |                                 | Triwulan IV / Quarter IV  |                                 | Total Produksi<br>Total Production<br>(ton) |
|---|---------------------------------|---|---------------------------------|---|
| Tanaman yang<br>Menghasilkan<br>Harvested Plant<br>(Pohon/Tree) | Produksi<br>Production<br>(ton) | Tanaman yang<br>Menghasilkan<br>Harvested Plant<br>(Pohon/Tree) | Produksi<br>Production<br>(ton) |   |
| (6)   | (7)                             | (8)   | (9)                             | (10)  |
| 26 420  | 1 881                           | 25 759  | 1 701                           | 6 557                                       |
| 37 632  | 2 027                           | 45 548  | 2 426                           | 8 575                                       |
| 156 656   | 11 948                          | 137 245   | 9 121                           | 40 990                                      |
| 4 793   | 133                             | 5 508   | 151                             | 590   |
| 217   | 7                               | 239   | 7                               | 73  |
| 10 753  | 519                             | 9 543   | 366                             | 2 012                                       |
| 47 144  | 1 730                           | 40 560  | 1 899                           | 6 392                                       |
| 1 697   | 78                              | 2 079   | 78                              | 363   |
| 30 591  | 846                             | 23 962  | 580                             | 4 223                                       |
| 51 672  | 2 307                           | 63 695  | 2 898                           | 9 723                                       |
| <b>367 575</b>  | <b>21 476</b>                   | <b>354 138</b>  | <b>19 227</b>                   | <b>79 498</b>                               |
| 1 464   | 28                              | 1 692   | 26                              | 134   |
| 269 331   | 12 359                          | 557 060   | 26 857                          | 81 621                                      |
| 9 735   | 564                             | 4 669   | 173                             | 1 666                                       |
| 124 433   | 5 558                           | 197 382   | 5 413                           | 26 831                                      |
| 676   | 15                              | 57 869  | 3 109                           | 6 245                                       |
| 107 935   | 4 267                           | 434 435   | 17 227                          | 53 593                                      |
| <b>513 574</b>  | <b>22 791</b>                   | <b>1 253 107</b>  | <b>52 805</b>                   | <b>170 090</b>                              |
| 5 270   | 165                             | 21 684  | 775                             | 2 240                                       |
| 3 558   | 85                              | 10 874  | 412                             | 1 178                                       |
| 107 737   | 2 482                           | 89 623  | 2 090                           | 9 312                                       |
| <b>116 565</b>  | <b>2 732</b>                    | <b>122 181</b>  | <b>3 277</b>                    | <b>12 730</b>                               |
| 834   | 22                              | 2 429   | 47                              | 140   |
| 1 248   | 20                              | 1 374   | 31                              | 91  |
| 171   | 5                               | 221   | 9                               | 28  |
| 2 914   | 93                              | 2 575   | 109                             | 478   |
| <b>5 167</b>  | <b>140</b>                      | <b>6 599</b>  | <b>196</b>                      | <b>737</b>                                  |
| 12 473  | 312                             | 11 261  | 591                             | 1 572                                       |
| 439   | 9                               | 102   | 2                               | 24  |
| 27 500  | 1 149                           | 21 262  | 812                             | 4 457                                       |
| 135 112   | 5 021                           | 157 836   | 7 005                           | 18 630                                      |
| 3 887   | 85                              | 4 037   | 136                             | 521   |
| 1 084   | 42                              | 2 416   | 124                             | 505   |
| <b>180 495</b>  | <b>6 618</b>                    | <b>196 914</b>  | <b>8 670</b>                    | <b>25 709</b>                               |
| 3 111   | 115                             | 3 479   | 132                             | 530   |
| 261   | 15                              | 133   | 2                               | 126   |
| 382   | 13                              | 1 885   | 30                              | 323   |
| 1 583   | 22                              | 705   | 14                              | 158   |
| <b>5 337</b>  | <b>165</b>                      | <b>6 202</b>  | <b>178</b>                      | <b>1 137</b>                                |
| <b>1 188 713</b>  | <b>53 922</b>                   | <b>1 939 141</b>  | <b>84 353</b>                   | <b>289 901</b>                              |

**TABEL**  
**TABLE**

1.2

**Produksi dan Banyaknya Tanaman Anggur yang Menghasilkan Menurut Provinsi 2013**  
**Production and Number of Harvested Plant of Grape by Province 2013**

| Provinsi<br>Province            | Triwulan I / Quarter I  |                                 | Triwulan II / Quarter II  |                                 |
|---------------------------------|---|---------------------------------|---|---------------------------------|
|                                 | Tanaman yang<br>Menghasilkan<br>Harvested Plant<br>(Pohon/Tree) | Produksi<br>Production<br>(ton) | Tanaman yang<br>Menghasilkan<br>Harvested Plant<br>(Pohon/Tree) | Produksi<br>Production<br>(ton) |
| (1)                             | (2)   | (3)                             | (4)   | (5)                             |
| 1 Aceh                          | -   | -                               | -   | -                               |
| 2 Sumatera Utara                | -   | -                               | -   | -                               |
| 3 Sumatera Barat                | -   | -                               | -   | -                               |
| 4 R i a u                       | -   | -                               | -   | -                               |
| 5 Kepulauan Riau                | -   | -                               | -   | -                               |
| 6 J a m b i                     | -   | -                               | -   | -                               |
| 7 Sumatera Selatan              | -   | -                               | -   | -                               |
| 8 Bangka Belitung               | -   | -                               | -   | -                               |
| 9 Bengkulu                      | -   | -                               | -   | -                               |
| 10 Lampung                      | -   | -                               | -   | -                               |
| <b>SUMATERA</b>                 | -   | -                               | -   | -                               |
| 11 DKI Jakarta                  | -   | -                               | -   | -                               |
| 12 Jawa Barat                   | 165   | 3                               | 172   | 2                               |
| 13 B a n t e n                  | -   | -                               | -   | -                               |
| 14 Jawa Tengah                  | 2 507   | 27                              | 1 551   | 19                              |
| 15 DI Yogyakarta                | 6   | -                               | 197   | 2                               |
| 16 Jawa Timur                   | 2 443   | 26                              | 2 803   | 30                              |
| <b>JAWA</b>                     | <b>5 121</b>  | <b>56</b>                       | <b>4 723</b>  | <b>53</b>                       |
| 17 B a l i                      | 151 484   | 3 093                           | 123 837   | 1 941                           |
| 18 Nusa Tenggara Barat          | 189   | 5                               | 43  | 1                               |
| 19 Nusa Tenggara Timur          | 1 210   | 11                              | 1 085   | 10                              |
| <b>BALI &amp; NUSA TENGGARA</b> | <b>152 883</b>  | <b>3 109</b>                    | <b>124 965</b>  | <b>1 952</b>                    |
| 20 Kalimantan Barat             | -   | -                               | -   | -                               |
| 21 Kalimantan Tengah            | 17  | -                               | 13  | -                               |
| 22 Kalimantan Selatan           | -   | -                               | -   | -                               |
| 23 Kalimantan Timur             | -   | -                               | -   | -                               |
| <b>KALIMANTAN</b>               | <b>17</b>   |                                 | <b>13</b>   |                                 |
| 24 Sulawesi Utara               | -   | -                               | -   | -                               |
| 25 Gorontalo                    | -   | -                               | -   | -                               |
| 26 Sulawesi Tengah              | 453   | 11                              | 538   | 14                              |
| 27 Sulawesi Selatan             | 27  | -                               | 20  | -                               |
| 28 Sulawesi Barat               | -   | -                               | -   | -                               |
| 29 Sulawesi Tenggara            | -   | -                               | -   | -                               |
| <b>SULAWESI</b>                 | <b>480</b>  | <b>11</b>                       | <b>558</b>  | <b>14</b>                       |
| 30 M a l u k u                  | -   | -                               | -   | -                               |
| 31 Maluku Utara                 | -   | -                               | -   | -                               |
| 32 P a p u a                    | -   | -                               | -   | -                               |
| 33 Papua Barat                  | -   | -                               | -   | -                               |
| <b>MALUKU &amp; PAPUA</b>       | -   | -                               | -   | -                               |
| <b>INDONESIA</b>                | <b>158 501</b>  | <b>3 176</b>                    | <b>130 259</b>  | <b>2 019</b>                    |

Lanjutan Tabel/Continued Table 1.2

| Triwulan III / Quarter III                                      |                                 | Triwulan IV / Quarter IV  |                                 | Total Produksi<br>Total Production<br>(ton) |
|---|---------------------------------|---|---------------------------------|---|
| Tanaman yang<br>Menghasilkan<br>Harvested Plant<br>(Pohon/Tree) | Produksi<br>Production<br>(ton) | Tanaman yang<br>Menghasilkan<br>Harvested Plant<br>(Pohon/Tree) | Produksi<br>Production<br>(ton) |   |
| (6)   | (7)                             | (8)   | (9)                             | (10)  |
| -   | -                               | -   | -                               | -   |
| -   | -                               | -   | -                               | -   |
| -   | -                               | -   | -                               | -   |
| -   | -                               | -   | -                               | -   |
| -   | -                               | -   | -                               | -   |
| -   | -                               | -   | -                               | -   |
| -   | -                               | -   | -                               | -   |
| -   | -                               | -   | -                               | -   |
| -   | -                               | -   | -                               | -   |
| -   | -                               | -   | -                               | -   |
| 187   | 2                               | 75  | 1                               | 8   |
| -   | -                               | -   | -                               | -   |
| 145   | 2                               | 602   | 7                               | 55  |
| 17  | -                               | 52  | 1                               | 3   |
| 2 237   | 24                              | 10 140  | 108                             | 188   |
| <b>2 586</b>  | <b>28</b>                       | <b>10 869</b>   | <b>117</b>                      | <b>254</b>                                  |
| 91 737  | 1 875                           | 149 612   | 2 210                           | 9 119                                       |
| 41  | 1                               | 58  | 1                               | 8   |
| 628   | 10                              | 350   | 7                               | 38  |
| <b>92 406</b>   | <b>1 886</b>                    | <b>150 020</b>  | <b>2 218</b>                    | <b>9 165</b>                                |
| -   | -                               | -   | -                               | -   |
| 30  | -                               | 30  | -                               | -   |
| -   | -                               | -   | -                               | -   |
| -   | -                               | -   | -                               | -   |
| <b>30</b>   | -                               | <b>30</b>   | -                               | -   |
| -   | -                               | -   | -                               | -   |
| -   | -                               | -   | -                               | -   |
| 544   | 13                              | 613   | 14                              | 52  |
| -   | -                               | 20  | 1                               | 1   |
| -   | -                               | -   | -                               | -   |
| 36  | 1                               | 54  | 1                               | 2   |
| <b>580</b>  | <b>14</b>                       | <b>687</b>  | <b>16</b>                       | <b>55</b>                                   |
| -   | -                               | -   | -                               | -   |
| -   | -                               | -   | -                               | -   |
| -   | -                               | -   | -                               | -   |
| -   | -                               | -   | -                               | -   |
| -   | -                               | -   | -                               | -   |
| <b>95 602</b>   | <b>1 928</b>                    | <b>161 606</b>  | <b>2 351</b>                    | <b>9 474</b>                                |

**TABEL**  
**TABLE**

1.3

**Produksi dan Banyaknya Tanaman Apel yang Menghasilkan Menurut Provinsi 2013**  
*Production and Number of Harvested Plant of Apple by Province 2013*

| Provinsi<br><i>Province</i>     | Triwulan I / <i>Quarter I</i>  |  | Triwulan II / <i>Quarter II</i>  |  |
|---------------------------------|--|--|--|--|
|                                 | Tanaman yang<br>Menghasilkan<br><i>Harvested Plant</i><br>(Pohon/Tree) | Produksi<br><i>Production</i><br>(ton) | Tanaman yang<br>Menghasilkan<br><i>Harvested Plant</i><br>(Pohon/Tree) | Produksi<br><i>Production</i><br>(ton) |
| (1)                             | (2)  | (3)                                    | (4)  | (5)                                    |
| 1 Aceh                          | -  | -                                      | -  | -                                      |
| 2 Sumatera Utara                | -  | -                                      | -  | -                                      |
| 3 Sumatera Barat                | -  | -                                      | -  | -                                      |
| 4 R i a u                       | -  | -                                      | -  | -                                      |
| 5 Kepulauan Riau                | -  | -                                      | -  | -                                      |
| 6 J a m b i                     | -  | -                                      | -  | -                                      |
| 7 Sumatera Selatan              | -  | -                                      | -  | -                                      |
| 8 Bangka Belitung               | -  | -                                      | -  | -                                      |
| 9 Bengkulu                      | -  | -                                      | -  | -                                      |
| 10 Lampung                      | -  | -                                      | -  | -                                      |
| <b>SUMATERA</b>                 | -  | -                                      | -  | -                                      |
| 11 DKI Jakarta                  | -  | -                                      | -  | -                                      |
| 12 Jawa Barat                   | -  | -                                      | -  | -                                      |
| 13 B a n t e n                  | -  | -                                      | -  | -                                      |
| 14 Jawa Tengah                  | 130  | 2                                      | -  | -                                      |
| 15 DI Yogyakarta                | -  | -                                      | -  | -                                      |
| 16 Jawa Timur                   | 3 040 832  | 67 034                                 | 2 634 588  | 40 169                                 |
| <b>JAWA</b>                     | <b>3 040 962</b>   | <b>67 036</b>                          | <b>2 634 588</b>   | <b>40 169</b>                          |
| 17 B a l i                      | -  | -                                      | -  | -                                      |
| 18 Nusa Tenggara Barat          | 90   | 5                                      | 27   | 2                                      |
| 19 Nusa Tenggara Timur          | 55   | 3                                      | 175  | 10                                     |
| <b>BALI &amp; NUSA TENGGARA</b> | <b>145</b>   | <b>8</b>                               | <b>202</b>   | <b>12</b>                              |
| 20 Kalimantan Barat             | -  | -                                      | -  | -                                      |
| 21 Kalimantan Tengah            | -  | -                                      | -  | -                                      |
| 22 Kalimantan Selatan           | -  | -                                      | -  | -                                      |
| 23 Kalimantan Timur             | -  | -                                      | -  | -                                      |
| <b>KALIMANTAN</b>               | -  | -                                      | -  | -                                      |
| 24 Sulawesi Utara               | -  | -                                      | -  | -                                      |
| 25 Gorontalo                    | -  | -                                      | -  | -                                      |
| 26 Sulawesi Tengah              | -  | -                                      | -  | -                                      |
| 27 Sulawesi Selatan             | 20   | 2                                      | 2 000  | 24                                     |
| 28 Sulawesi Barat               | -  | -                                      | -  | -                                      |
| 29 Sulawesi Tenggara            | 2  | -                                      | 7  | -                                      |
| <b>SULAWESI</b>                 | <b>22</b>  | <b>2</b>                               | <b>2 007</b>   | <b>24</b>                              |
| 30 M a l u k u                  | -  | -                                      | -  | -                                      |
| 31 Maluku Utara                 | -  | -                                      | -  | -                                      |
| 32 P a p u a                    | -  | -                                      | -  | -                                      |
| 33 Papua Barat                  | -  | -                                      | -  | -                                      |
| <b>MALUKU &amp; PAPUA</b>       | -  | -                                      | -  | -                                      |
| <b>INDONESIA</b>                | <b>3 041 129</b>   | <b>67 046</b>                          | <b>2 636 797</b>   | <b>40 205</b>                          |



Lanjutan Tabel/Continued Table 1.3

| Triwulan III / Quarter III                                      |                                 | Triwulan IV / Quarter IV  |                                 | Total Produksi<br>Total Production<br>(ton) |
|---|---------------------------------|---|---------------------------------|---|
| Tanaman yang<br>Menghasilkan<br>Harvested Plant<br>(Pohon/Tree) | Produksi<br>Production<br>(ton) | Tanaman yang<br>Menghasilkan<br>Harvested Plant<br>(Pohon/Tree) | Produksi<br>Production<br>(ton) |   |
| (6)   | (7)                             | (8)   | (9)                             | (10)  |
| -   | -                               | -   | -                               | -   |
| -   | -                               | -   | -                               | -   |
| -   | -                               | -   | -                               | -   |
| -   | -                               | -   | -                               | -   |
| -   | -                               | -   | -                               | -   |
| -   | -                               | -   | -                               | -   |
| -   | -                               | -   | -                               | -   |
| -   | -                               | -   | -                               | -   |
| -   | -                               | -   | -                               | -   |
| -   | -                               | -   | -                               | -   |
| -   | -                               | 6   | -                               | 2   |
| -   | -                               | -   | -                               | -   |
| 2 592 719   | 66 294                          | 2 721 651   | 81 692                          | 255 189                                     |
| <b>2 592 719</b>  | <b>66 294</b>                   | <b>2 721 657</b>  | <b>81 692</b>                   | <b>255 191</b>                              |
| -   | -                               | -   | -                               | -   |
| 27  | 2                               | 15  | 1                               | 10  |
| 72  | 2                               | 80  | 3                               | 18  |
| <b>99</b>   | <b>4</b>                        | <b>95</b>   | <b>4</b>                        | <b>28</b>                                   |
| -   | -                               | -   | -                               | -   |
| -   | -                               | -   | -                               | -   |
| -   | -                               | -   | -                               | -   |
| -   | -                               | -   | -                               | -   |
| -   | -                               | -   | -                               | -   |
| -   | -                               | -   | -                               | -   |
| -   | -                               | -   | -                               | -   |
| -   | -                               | -   | -                               | 26  |
| -   | -                               | -   | -                               | -   |
| -   | -                               | -   | -                               | 26  |
| -   | -                               | -   | -                               | -   |
| -   | -                               | -   | -                               | -   |
| -   | -                               | -   | -                               | -   |
| -   | -                               | -   | -                               | -   |
| <b>2 592 818</b>  | <b>66 298</b>                   | <b>2 721 752</b>  | <b>81 696</b>                   | <b>255 245</b>                              |

**TABEL**  
**TABLE**

1.4

**Produksi dan Banyaknya Tanaman Belimbing yang Menghasilkan Menurut Provinsi 2013**  
**Production and Number of Harvested Plant of Starfruit by Province 2013**

| Provinsi<br>Province            | Triwulan I / Quarter I  |                                 | Triwulan II / Quarter II  |                                 |
|---------------------------------|---|---------------------------------|---|---------------------------------|
|                                 | Tanaman yang<br>Menghasilkan<br>Harvested Plant<br>(Pohon/Tree) | Produksi<br>Production<br>(ton) | Tanaman yang<br>Menghasilkan<br>Harvested Plant<br>(Pohon/Tree) | Produksi<br>Production<br>(ton) |
| (1)                             | (2)   | (3)                             | (4)   | (5)                             |
| 1 Aceh                          | 8 393   | 221                             | 8 571   | 176                             |
| 2 Sumatera Utara                | 45 989  | 1 981                           | 37 803  | 1 044                           |
| 3 Sumatera Barat                | 4 615   | 139                             | 5 013   | 149                             |
| 4 R i a u                       | 11 154  | 254                             | 11 360  | 257                             |
| 5 Kepulauan Riau                | 1 401   | 36                              | 1 422   | 37                              |
| 6 J a m b i                     | 5 803   | 112                             | 4 542   | 105                             |
| 7 Sumatera Selatan              | 14 432  | 339                             | 9 990   | 219                             |
| 8 Bangka Belitung               | 1 419   | 27                              | 1 227   | 21                              |
| 9 Bengkulu                      | 4 099   | 196                             | 4 054   | 180                             |
| 10 Lampung                      | 13 961  | 312                             | 12 633  | 331                             |
| <b>SUMATERA</b>                 | <b>111 266</b>  | <b>3 617</b>                    | <b>96 615</b>   | <b>2 519</b>                    |
| 11 DKI Jakarta                  | 31 214  | 513                             | 72 042  | 997                             |
| 12 Jawa Barat                   | 85 878  | 3 227                           | 69 517  | 3 234                           |
| 13 B a n t e n                  | 20 992  | 741                             | 16 806  | 398                             |
| 14 Jawa Tengah                  | 111 177   | 2 569                           | 118 107   | 2 610                           |
| 15 DI Yogyakarta                | 11 402  | 275                             | 8 766   | 158                             |
| 16 Jawa Timur                   | 354 426   | 7 944                           | 315 606   | 7 598                           |
| <b>JAWA</b>                     | <b>615 089</b>  | <b>15 269</b>                   | <b>600 844</b>  | <b>14 995</b>                   |
| 17 B a l i                      | 5 221   | 89                              | 3 758   | 65                              |
| 18 Nusa Tenggara Barat          | 4 537   | 110                             | 2 200   | 77                              |
| 19 Nusa Tenggara Timur          | 10 358  | 305                             | 8 444   | 189                             |
| <b>BALI &amp; NUSA TENGGARA</b> | <b>20 116</b>   | <b>504</b>                      | <b>14 402</b>   | <b>331</b>                      |
| 20 Kalimantan Barat             | 7 636   | 204                             | 7 564   | 153                             |
| 21 Kalimantan Tengah            | 7 505   | 177                             | 9 184   | 191                             |
| 22 Kalimantan Selatan           | 27 277  | 508                             | 21 610  | 372                             |
| 23 Kalimantan Timur             | 13 461  | 365                             | 11 448  | 262                             |
| <b>KALIMANTAN</b>               | <b>55 879</b>   | <b>1 254</b>                    | <b>49 806</b>   | <b>978</b>                      |
| 24 Sulawesi Utara               | 1 334   | 40                              | 976   | 31                              |
| 25 Gorontalo                    | 664   | 10                              | 411   | 6                               |
| 26 Sulawesi Tengah              | 3 808   | 127                             | 3 158   | 113                             |
| 27 Sulawesi Selatan             | 33 048  | 558                             | 3 909   | 99                              |
| 28 Sulawesi Barat               | 740   | 13                              | 749   | 17                              |
| 29 Sulawesi Tenggara            | 3 882   | 93                              | 5 077   | 129                             |
| <b>SULAWESI</b>                 | <b>43 476</b>   | <b>841</b>                      | <b>14 280</b>   | <b>395</b>                      |
| 30 M a l u k u                  | 3 278   | 71                              | 1 913   | 44                              |
| 31 Maluku Utara                 | 1 176   | 52                              | 818   | 49                              |
| 32 P a p u a                    | 770   | 36                              | 525   | 15                              |
| 33 Papua Barat                  | 1 306   | 21                              | 1 514   | 24                              |
| <b>MALUKU &amp; PAPUA</b>       | <b>6 530</b>  | <b>180</b>                      | <b>4 770</b>  | <b>132</b>                      |
| <b>INDONESIA</b>                | <b>852 356</b>  | <b>21 665</b>                   | <b>780 717</b>  | <b>19 350</b>                   |

Lanjutan Tabel/Continued Table 1.4

| Triwulan III / Quarter III                                      |                                 | Triwulan IV / Quarter IV  |                                 | Total Produksi<br>Total Production<br>(ton) |
|---|---------------------------------|---|---------------------------------|---|
| Tanaman yang<br>Menghasilkan<br>Harvested Plant<br>(Pohon/Tree) | Produksi<br>Production<br>(ton) | Tanaman yang<br>Menghasilkan<br>Harvested Plant<br>(Pohon/Tree) | Produksi<br>Production<br>(ton) |   |
| (6)   | (7)                             | (8)   | (9)                             | (10)  |
| 8 906   | 163                             | 8 132   | 161                             | 721   |
| 37 407  | 1 122                           | 40 767  | 1 056                           | 5 203                                       |
| 4 174   | 132                             | 4 441   | 145                             | 565   |
| 11 999  | 274                             | 13 449  | 287                             | 1 072                                       |
| 1 182   | 41                              | 1 236   | 41                              | 155   |
| 3 744   | 98                              | 4 868   | 133                             | 448   |
| 11 295  | 251                             | 12 263  | 291                             | 1 100                                       |
| 1 326   | 25                              | 1 363   | 25                              | 98  |
| 5 692   | 123                             | 7 881   | 140                             | 639   |
| 13 229  | 266                             | 14 213  | 403                             | 1 312                                       |
| <b>98 954</b>   | <b>2 495</b>                    | <b>108 613</b>  | <b>2 682</b>                    | <b>11 313</b>                               |
| 65 825  | 973                             | 74 558  | 1 045                           | 3 528                                       |
| 60 727  | 1 728                           | 74 492  | 2 249                           | 10 438                                      |
| 20 892  | 610                             | 14 451  | 350                             | 2 099                                       |
| 111 637   | 2 623                           | 131 120   | 3 152                           | 10 954                                      |
| 13 583  | 217                             | 6 991   | 192                             | 842   |
| 318 470   | 8 483                           | 319 758   | 7 917                           | 31 942                                      |
| <b>591 134</b>  | <b>14 634</b>                   | <b>621 370</b>  | <b>14 905</b>                   | <b>59 803</b>                               |
| 4 432   | 91                              | 3 679   | 75                              | 320   |
| 2 915   | 88                              | 2 788   | 84                              | 359   |
| 11 377  | 354                             | 7 280   | 205                             | 1 053                                       |
| <b>18 724</b>   | <b>533</b>                      | <b>13 747</b>   | <b>364</b>                      | <b>1 732</b>                                |
| 7 713   | 161                             | 8 364   | 174                             | 692   |
| 8 478   | 189                             | 9 568   | 196                             | 753   |
| 24 043  | 374                             | 17 606  | 296                             | 1 550                                       |
| 14 652  | 362                             | 8 623   | 199                             | 1 188                                       |
| <b>54 886</b>   | <b>1 086</b>                    | <b>44 161</b>   | <b>865</b>                      | <b>4 183</b>                                |
| 4 597   | 95                              | 1 505   | 57                              | 223   |
| 676   | 10                              | 58  | 1                               | 27  |
| 2 810   | 91                              | 3 450   | 150                             | 481   |
| 8 970   | 169                             | 3 429   | 91                              | 917   |
| 941   | 23                              | 957   | 27                              | 80  |
| 3 479   | 91                              | 3 819   | 117                             | 430   |
| <b>21 473</b>   | <b>479</b>                      | <b>13 218</b>   | <b>443</b>                      | <b>2 158</b>                                |
| 2 060   | 43                              | 1 995   | 38                              | 196   |
| 125   | 8                               |   |                                 | 109   |
| 374   | 15                              | 473   | 13                              | 79  |
| 1 184   | 17                              | 509   | 8                               | 70  |
| <b>3 743</b>  | <b>83</b>                       | <b>2 977</b>  | <b>59</b>                       | <b>454</b>                                  |
| <b>788 914</b>  | <b>19 310</b>                   | <b>804 086</b>  | <b>19 318</b>                   | <b>79 643</b>                               |

**TABEL**  
**TABLE**

1.5

**Produksi dan Banyaknya Tanaman Duku/Langsak/ Kokosan yang Menghasilkan Menurut Provinsi 2013**  
*Production and Number of Harvested Plant of Duku by Province 2013*

| Provinsi<br>Province            | Triwulan I / Quarter I  |                                 | Triwulan II / Quarter II  |                                 |
|---------------------------------|---|---------------------------------|---|---------------------------------|
|                                 | Tanaman yang<br>Menghasilkan<br>Harvested Plant<br>(Pohon/Tree) | Produksi<br>Production<br>(ton) | Tanaman yang<br>Menghasilkan<br>Harvested Plant<br>(Pohon/Tree) | Produksi<br>Production<br>(ton) |
| (1)                             | (2)   | (3)                             | (4)   | (5)                             |
| 1 Aceh                          | 32 229  | 1 430                           | 21 054  | 774                             |
| 2 Sumatera Utara                | 48 576  | 2 762                           | 57 771  | 2 353                           |
| 3 Sumatera Barat                | 9 226   | 548                             | 2 137   | 121                             |
| 4 R i a u                       | 6 844   | 205                             | 30 855  | 538                             |
| 5 Kepulauan Riau                | 1 880   | 97                              | 247   | 6                               |
| 6 J a m b i                     | 75 276  | 5 500                           | 14 813  | 214                             |
| 7 Sumatera Selatan              | 189 523   | 12 944                          | 10 355  | 669                             |
| 8 Bangka Belitung               | 22 075  | 928                             | 6 942   | 171                             |
| 9 Bengkulu                      | 14 197  | 1 665                           | 2 542   | 77                              |
| 10 Lampung                      | 51 773  | 5 121                           | 8 312   | 629                             |
| <b>SUMATERA</b>                 | <b>451 599</b>  | <b>31 200</b>                   | <b>155 028</b>  | <b>5 552</b>                    |
| 11 DKI Jakarta                  | 3 213   | 48                              | 3 219   | 49                              |
| 12 Jawa Barat                   | 118 818   | 7 100                           | 22 326  | 765                             |
| 13 B a n t e n                  | 58 972  | 3 479                           | 20 736  | 484                             |
| 14 Jawa Tengah                  | 144 654   | 7 448                           | 37 534  | 1 480                           |
| 15 DI Yogyakarta                | 12 995  | 646                             | 11 383  | 1 014                           |
| 16 Jawa Timur                   | 106 186   | 5 326                           | 18 437  | 714                             |
| <b>JAWA</b>                     | <b>444 838</b>  | <b>24 047</b>                   | <b>113 635</b>  | <b>4 506</b>                    |
| 17 B a l i                      | 21 477  | 536                             | 1 237   | 26                              |
| 18 Nusa Tenggara Barat          | 3 452   | 134                             | 2 465   | 110                             |
| 19 Nusa Tenggara Timur          | 32  | 1                               | 30  | 1                               |
| <b>BALI &amp; NUSA TENGGARA</b> | <b>24 961</b>   | <b>671</b>                      | <b>3 732</b>  | <b>137</b>                      |
| 20 Kalimantan Barat             | 54 916  | 2 546                           | 8 298   | 274                             |
| 21 Kalimantan Tengah            | 27 570  | 1 163                           | 17 029  | 505                             |
| 22 Kalimantan Selatan           | 330 180   | 17 929                          | 167 500   | 21 684                          |
| 23 Kalimantan Timur             | 63 100  | 2 976                           | 22 946  | 1 023                           |
| <b>KALIMANTAN</b>               | <b>475 766</b>  | <b>24 614</b>                   | <b>215 773</b>  | <b>23 486</b>                   |
| 24 Sulawesi Utara               | 14 202  | 1 192                           | 18 465  | 1 622                           |
| 25 Gorontalo                    | 14 362  | 287                             | 10 647  | 209                             |
| 26 Sulawesi Tengah              | 63 558  | 3 567                           | 50 050  | 2 807                           |
| 27 Sulawesi Selatan             | 530 039   | 30 240                          | 60 373  | 2 785                           |
| 28 Sulawesi Barat               | 188 095   | 7 960                           | 20 349  | 456                             |
| 29 Sulawesi Tenggara            | 141 372   | 6 260                           | 39 725  | 2 376                           |
| <b>SULAWESI</b>                 | <b>951 628</b>  | <b>49 506</b>                   | <b>199 609</b>  | <b>10 255</b>                   |
| 30 M a l u k u                  | 49 438  | 1 231                           | 12 819  | 314                             |
| 31 Maluku Utara                 | 27 870  | 1 506                           | 15 671  | 1 511                           |
| 32 P a p u a                    | 734   | 60                              | 326   | 15                              |
| 33 Papua Barat                  | 8 025   | 221                             | 3 363   | 53                              |
| <b>MALUKU &amp; PAPUA</b>       | <b>86 067</b>   | <b>3 018</b>                    | <b>32 179</b>   | <b>1 893</b>                    |
| <b>INDONESIA</b>                | <b>2 434 859</b>  | <b>133 056</b>                  | <b>719 956</b>  | <b>45 829</b>                   |

Lanjutan Tabel/Continued Table 1.5

| Triwulan III / Quarter III                                      |                                 | Triwulan IV / Quarter IV  |                                 | Total Produksi<br>Total Production<br>(ton) |
|---|---------------------------------|---|---------------------------------|---|
| Tanaman yang<br>Menghasilkan<br>Harvested Plant<br>(Pohon/Tree) | Produksi<br>Production<br>(ton) | Tanaman yang<br>Menghasilkan<br>Harvested Plant<br>(Pohon/Tree) | Produksi<br>Production<br>(ton) |   |
| (6)   | (7)                             | (8)   | (9)                             | (10)  |
| 29 466  | 952                             | 44 500  | 2 352                           | 5 508                                       |
| 95 030  | 5 699                           | 138 827   | 8 748                           | 19 562                                      |
| 4 228   | 299                             | 51 712  | 3 415                           | 4 383                                       |
| 17 744  | 341                             | 43 229  | 1 562                           | 2 646                                       |
| 957   | 33                              | 227   | 9                               | 145   |
| 1 423   | 85                              | 90 149  | 5 464                           | 11 263                                      |
| 8 961   | 597                             | 53 352  | 3 727                           | 17 937                                      |
| 4   |                                 | 2 036   | 150                             | 1 249                                       |
| 8 786   | 308                             | 3 715   | 108                             | 2 158                                       |
| 14 625  | 445                             | 10 898  | 902                             | 7 097                                       |
| <b>181 224</b>  | <b>8 759</b>                    | <b>438 645</b>  | <b>26 437</b>                   | <b>71 948</b>                               |
| 3 193   | 45                              | 3 173   | 46                              | 188   |
| 10 606  | 329                             | 15 809  | 576                             | 8 770                                       |
| 7 081   | 250                             | 7 499   | 391                             | 4 604                                       |
| 1 772   | 37                              | 18 473  | 596                             | 9 561                                       |
|   |                                 |   |                                 | 1 660                                       |
| 6 554   | 289                             | 24 021  | 834                             | 7 163                                       |
| <b>29 206</b>   | <b>950</b>                      | <b>68 975</b>   | <b>2 443</b>                    | <b>31 946</b>                               |
| 965   | 23                              | 3 479   | 93                              | 678   |
| 2 580   | 115                             | 1 395   | 55                              | 414   |
| 95  | 6                               | 55  | 1                               | 9   |
| <b>3 640</b>  | <b>144</b>                      | <b>4 929</b>  | <b>149</b>                      | <b>1 101</b>                                |
| 13 576  | 321                             | 59 088  | 2 826                           | 5 967                                       |
| 15 034  | 405                             | 22 175  | 528                             | 2 601                                       |
|   |                                 | 167 867   | 2 426                           | 42 039                                      |
| 23 458  | 1 136                           | 16 327  | 891                             | 6 026                                       |
| <b>52 068</b>   | <b>1 862</b>                    | <b>265 457</b>  | <b>6 671</b>                    | <b>56 633</b>                               |
| 34 789  | 1 159                           | 20 354  | 1 089                           | 5 062                                       |
| 3 431   | 51                              | 1 690   | 49                              | 596   |
| 30 272  | 1 277                           | 8 707   | 509                             | 8 160                                       |
| 22 141  | 1 014                           | 15 669  | 542                             | 34 581                                      |
| 822   | 36                              | 1 255   | 53                              | 8 505                                       |
| 3 808   | 77                              | 36 264  | 523                             | 9 236                                       |
| <b>95 263</b>   | <b>3 614</b>                    | <b>83 939</b>   | <b>2 765</b>                    | <b>66 140</b>                               |
| 10 520  | 211                             | 7 211   | 162                             | 1 918                                       |
| 140   | 18                              | 17  | 2                               | 3 037                                       |
| 284   | 11                              | 414   | 8                               | 94  |
| 1 394   | 21                              | 350   | 13                              | 308   |
| <b>12 338</b>   | <b>261</b>                      | <b>7 992</b>  | <b>185</b>                      | <b>5 357</b>                                |
| <b>373 739</b>  | <b>15 590</b>                   | <b>869 937</b>  | <b>38 650</b>                   | <b>233 125</b>                              |

**TABEL**  
**TABLE**

1.6

**Produksi dan Banyaknya Tanaman Durian yang Menghasilkan Menurut Provinsi 2013**  
**Production and Number of Harvested Plant of Durian by Province 2013**

| Provinsi<br>Province            | Triwulan I / Quarter I  |                                 | Triwulan II / Quarter II  |                                 |
|---------------------------------|---|---------------------------------|---|---------------------------------|
|                                 | Tanaman yang<br>Menghasilkan<br>Harvested Plant<br>(Pohon/Tree) | Produksi<br>Production<br>(ton) | Tanaman yang<br>Menghasilkan<br>Harvested Plant<br>(Pohon/Tree) | Produksi<br>Production<br>(ton) |
| (1)                             | (2)   | (3)                             | (4)   | (5)                             |
| 1 Aceh                          | 60 305  | 3 768                           | 33 306  | 1 686                           |
| 2 Sumatera Utara                | 96 854  | 7 137                           | 125 821   | 11 431                          |
| 3 Sumatera Barat                | 113 907   | 6 001                           | 215 129   | 19 539                          |
| 4 R i a u                       | 56 937  | 1 329                           | 78 639  | 1 231                           |
| 5 Kepulauan Riau                | 5 426   | 290                             | 33 584  | 519                             |
| 6 J a m b i                     | 34 654  | 2 065                           | 12 006  | 157                             |
| 7 Sumatera Selatan              | 155 371   | 12 036                          | 27 249  | 2 159                           |
| 8 Bangka Belitung               | 35 221  | 2 180                           | 601   | 23                              |
| 9 Bengkulu                      | 48 592  | 4 043                           | 15 144  | 414                             |
| 10 Lampung                      | 179 188   | 12 102                          | 62 711  | 4 013                           |
| <b>SUMATERA</b>                 | <b>786 455</b>  | <b>50 951</b>                   | <b>604 190</b>  | <b>41 172</b>                   |
| 11 DKI Jakarta                  | 4 476   | 59                              | 3 926   | 64                              |
| 12 Jawa Barat                   | 469 040   | 30 910                          | 104 531   | 5 526                           |
| 13 B a n t e n                  | 334 532   | 34 097                          | 245 230   | 5 263                           |
| 14 Jawa Tengah                  | 825 314   | 58 138                          | 50 210  | 2 898                           |
| 15 DI Yogyakarta                | 97 007  | 5 950                           | 3 407   | 125                             |
| 16 Jawa Timur                   | 1 077 487   | 85 571                          | 146 556   | 10 757                          |
| <b>JAWA</b>                     | <b>2 807 856</b>  | <b>214 725</b>                  | <b>553 860</b>  | <b>24 633</b>                   |
| 17 B a l i                      | 100 467   | 4 726                           | 31 264  | 1 046                           |
| 18 Nusa Tenggara Barat          | 60 131  | 3 030                           | 9 288   | 337                             |
| 19 Nusa Tenggara Timur          | 5 894   | 392                             | 2 449   | 150                             |
| <b>BALI &amp; NUSA TENGGARA</b> | <b>166 492</b>  | <b>8 148</b>                    | <b>43 001</b>   | <b>1 533</b>                    |
| 20 Kalimantan Barat             | 79 719  | 3 862                           | 38 384  | 1 830                           |
| 21 Kalimantan Tengah            | 74 230  | 3 507                           | 32 935  | 1 334                           |
| 22 Kalimantan Selatan           | 151 033   | 6 190                           | 1 064   | 56                              |
| 23 Kalimantan Timur             | 115 879   | 5 317                           | 51 028  | 3 357                           |
| <b>KALIMANTAN</b>               | <b>420 861</b>  | <b>18 876</b>                   | <b>123 411</b>  | <b>6 577</b>                    |
| 24 Sulawesi Utara               | 8 855   | 594                             | 12 354  | 801                             |
| 25 Gorontalo                    | 16 992  | 459                             | 2 386   | 45                              |
| 26 Sulawesi Tengah              | 77 003  | 5 521                           | 60 898  | 3 868                           |
| 27 Sulawesi Selatan             | 535 899   | 45 798                          | 30 055  | 1 097                           |
| 28 Sulawesi Barat               | 72 432  | 2 140                           | 19 232  | 426                             |
| 29 Sulawesi Tenggara            | 58 296  | 3 265                           | 29 406  | 2 290                           |
| <b>SULAWESI</b>                 | <b>769 477</b>  | <b>57 777</b>                   | <b>154 331</b>  | <b>8 527</b>                    |
| 30 M a l u k u                  | 67 950  | 2 105                           | 30 700  | 987                             |
| 31 Maluku Utara                 | 7 350   | 613                             | 6 299   | 642                             |
| 32 P a p u a                    | 4 513   | 287                             | 4 739   | 261                             |
| 33 Papua Barat                  | 30 903  | 944                             | 6 798   | 112                             |
| <b>MALUKU &amp; PAPUA</b>       | <b>110 716</b>  | <b>3 949</b>                    | <b>48 536</b>   | <b>2 002</b>                    |
| <b>INDONESIA</b>                | <b>5 061 857</b>  | <b>354 426</b>                  | <b>1 527 329</b>  | <b>84 444</b>                   |

Lanjutan Tabel/Continued Table 1.6

| Triwulan III / Quarter III                                      |                                 | Triwulan IV / Quarter IV  |                                 | Total Produksi<br>Total Production<br>(ton) |
|---|---------------------------------|---|---------------------------------|---|
| Tanaman yang<br>Menghasilkan<br>Harvested Plant<br>(Pohon/Tree) | Produksi<br>Production<br>(ton) | Tanaman yang<br>Menghasilkan<br>Harvested Plant<br>(Pohon/Tree) | Produksi<br>Production<br>(ton) |   |
| (6)   | (7)                             | (8)   | (9)                             | (10)  |
| 96 348  | 4 062                           | 156 659   | 6 269                           | 15 785                                      |
| 276 952   | 30 553                          | 361 233   | 30 872                          | 79 993                                      |
| 187 777   | 9 034                           | 296 478   | 20 384                          | 54 958                                      |
| 73 891  | 1 318                           | 171 229   | 4 073                           | 7 951                                       |
| 13 976  | 571                             | 22 973  | 904                             | 2 284                                       |
| 3 956   | 207                             | 102 716   | 9 717                           | 12 146                                      |
| 33 948  | 1 761                           | 205 839   | 7 780                           | 23 736                                      |
| 600   | 27                              | 21 640  | 967                             | 3 197                                       |
| 96 067  | 4 764                           | 46 724  | 1 817                           | 11 038                                      |
| 89 292  | 3 034                           | 141 349   | 8 845                           | 27 994                                      |
| <b>872 807</b>  | <b>55 331</b>                   | <b>1 526 840</b>  | <b>91 628</b>                   | <b>239 082</b>                              |
| 3 956   | 57                              | 4 304   | 52                              | 232   |
| 54 764  | 2 375                           | 196 790   | 10 010                          | 48 821                                      |
| 22 915  | 729                             | 21 644  | 734                             | 40 823                                      |
| 13 556  | 366                             | 216 631   | 8 140                           | 69 542                                      |
|   |                                 | 38 093  | 1 289                           | 7 364                                       |
| 69 369  | 6 765                           | 732 864   | 76 974                          | 180 067                                     |
| <b>164 560</b>  | <b>10 292</b>                   | <b>1 210 326</b>  | <b>97 199</b>                   | <b>346 849</b>                              |
| 21 695  | 319                             | 52 323  | 2 251                           | 8 342                                       |
| 12 535  | 920                             | 52 920  | 2 311                           | 6 598                                       |
| 4 856   | 155                             | 9 036   | 272                             | 969   |
| <b>39 086</b>   | <b>1 394</b>                    | <b>114 279</b>  | <b>4 834</b>                    | <b>15 909</b>                               |
| 63 356  | 2 723                           | 206 037   | 15 695                          | 24 110                                      |
| 31 062  | 1 319                           | 119 729   | 6 674                           | 12 834                                      |
| 606   | 7                               | 66 906  | 6 338                           | 12 591                                      |
| 59 278  | 3 148                           | 52 272  | 2 732                           | 14 554                                      |
| <b>154 302</b>  | <b>7 197</b>                    | <b>444 944</b>  | <b>31 439</b>                   | <b>64 089</b>                               |
| 40 952  | 1 647                           | 30 556  | 1 933                           | 4 975                                       |
| 20 680  | 294                             | 13 315  | 163                             | 961   |
| 55 340  | 3 652                           | 47 904  | 2 199                           | 15 240                                      |
| 33 854  | 1 494                           | 74 542  | 4 004                           | 52 393                                      |
| 41 792  | 1 125                           | 36 680  | 2 008                           | 5 699                                       |
| 3 297   | 42                              | 13 729  | 562                             | 6 159                                       |
| <b>195 915</b>  | <b>8 254</b>                    | <b>216 726</b>  | <b>10 869</b>                   | <b>85 427</b>                               |
| 28 890  | 759                             | 28 203  | 775                             | 4 626                                       |
| 629   | 20                              | 518   | 17                              | 1 292                                       |
| 668   | 30                              | 2 579   | 34                              | 612   |
| 4 525   | 66                              | 2 493   | 50                              | 1 172                                       |
| <b>34 712</b>   | <b>875</b>                      | <b>33 793</b>   | <b>876</b>                      | <b>7 702</b>                                |
| <b>1 461 382</b>  | <b>83 343</b>                   | <b>3 546 908</b>  | <b>236 845</b>                  | <b>759 058</b>                              |

**TABEL**  
**TABLE**

1.7

**Produksi dan Banyaknya Tanaman Jambu Biji yang Menghasilkan Menurut Provinsi 2013**  
**Production and Number of Harvested Plant of Guava by Province 2013**

| Provinsi<br>Province            | Triwulan I / Quarter I  |                                 | Triwulan II / Quarter II  |                                 |
|---------------------------------|---|---------------------------------|---|---------------------------------|
|                                 | Tanaman yang<br>Menghasilkan<br>Harvested Plant<br>(Pohon/Tree) | Produksi<br>Production<br>(ton) | Tanaman yang<br>Menghasilkan<br>Harvested Plant<br>(Pohon/Tree) | Produksi<br>Production<br>(ton) |
| (1)                             | (2)   | (3)                             | (4)   | (5)                             |
| 1 Aceh                          | 26 394  | 743                             | 15 794  | 332                             |
| 2 Sumatera Utara                | 154 098   | 4 567                           | 161 334   | 4 333                           |
| 3 Sumatera Barat                | 28 137  | 508                             | 33 012  | 635                             |
| 4 R i a u                       | 46 662  | 608                             | 45 333  | 596                             |
| 5 Kepulauan Riau                | 4 430   | 63                              | 4 366   | 59                              |
| 6 J a m b i                     | 10 930  | 234                             | 9 747   | 205                             |
| 7 Sumatera Selatan              | 34 747  | 703                             | 25 972  | 500                             |
| 8 Bangka Belitung               | 5 999   | 168                             | 3 857   | 82                              |
| 9 Bengkulu                      | 11 603  | 422                             | 10 934  | 369                             |
| 10 Lampung                      | 42 457  | 779                             | 35 757  | 653                             |
| <b>SUMATERA</b>                 | <b>365 457</b>  | <b>8 795</b>                    | <b>346 106</b>  | <b>7 764</b>                    |
| 11 DKI Jakarta                  | 29 449  | 472                             | 32 644  | 299                             |
| 12 Jawa Barat                   | 683 953   | 17 286                          | 465 750   | 9 429                           |
| 13 B a n t e n                  | 62 802  | 1 298                           | 51 106  | 984                             |
| 14 Jawa Tengah                  | 599 660   | 11 891                          | 393 413   | 7 440                           |
| 15 DI Yogyakarta                | 85 555  | 1 918                           | 61 387  | 754                             |
| 16 Jawa Timur                   | 354 977   | 7 371                           | 237 855   | 4 743                           |
| <b>JAWA</b>                     | <b>1 816 396</b>  | <b>40 236</b>                   | <b>1 242 155</b>  | <b>23 649</b>                   |
| 17 B a l i                      | 42 589  | 554                             | 28 654  | 353                             |
| 18 Nusa Tenggara Barat          | 183 865   | 4 390                           | 105 253   | 1 952                           |
| 19 Nusa Tenggara Timur          | 66 300  | 1 281                           | 44 133  | 852                             |
| <b>BALI &amp; NUSA TENGGARA</b> | <b>292 754</b>  | <b>6 225</b>                    | <b>178 040</b>  | <b>3 157</b>                    |
| 20 Kalimantan Barat             | 21 959  | 350                             | 23 450  | 352                             |
| 21 Kalimantan Tengah            | 22 390  | 249                             | 26 166  | 341                             |
| 22 Kalimantan Selatan           | 42 270  | 641                             | 28 467  | 467                             |
| 23 Kalimantan Timur             | 24 589  | 384                             | 19 540  | 319                             |
| <b>KALIMANTAN</b>               | <b>111 208</b>  | <b>1 624</b>                    | <b>97 623</b>   | <b>1 479</b>                    |
| 24 Sulawesi Utara               | 2 382   | 84                              | 2 818   | 93                              |
| 25 Gorontalo                    | 1 625   | 19                              | 565   | 5                               |
| 26 Sulawesi Tengah              | 19 109  | 334                             | 19 831  | 334                             |
| 27 Sulawesi Selatan             | 159 810   | 5 313                           | 57 289  | 1 150                           |
| 28 Sulawesi Barat               | 2 964   | 72                              | 2 056   | 20                              |
| 29 Sulawesi Tenggara            | 17 035  | 266                             | 14 274  | 268                             |
| <b>SULAWESI</b>                 | <b>202 925</b>  | <b>6 088</b>                    | <b>96 833</b>   | <b>1 870</b>                    |
| 30 M a l u k u                  | 4 561   | 137                             | 2 769   | 59                              |
| 31 Maluku Utara                 | 948   | 22                              | 874   | 34                              |
| 32 P a p u a                    | 2 099   | 74                              | 2 055   | 59                              |
| 33 Papua Barat                  | 3 085   | 62                              | 26 920  | 230                             |
| <b>MALUKU &amp; PAPUA</b>       | <b>10 693</b>   | <b>295</b>                      | <b>32 618</b>   | <b>382</b>                      |
| <b>INDONESIA</b>                | <b>2 799 433</b>  | <b>63 263</b>                   | <b>1 993 375</b>  | <b>38 301</b>                   |



Lanjutan Tabel/*Continued Table 1.7*

| Triwulan III / <i>Quarter III</i>                                      |  | Triwulan IV / <i>Quarter IV</i>  |  | Total Produksi<br><i>Total Production</i><br>(ton) |
|--|--|--|--|--|
| Tanaman yang<br>Menghasilkan<br><i>Harvested Plant</i><br>(Pohon/Tree) | Produksi<br><i>Production</i><br>(ton) | Tanaman yang<br>Menghasilkan<br><i>Harvested Plant</i><br>(Pohon/Tree) | Produksi<br><i>Production</i><br>(ton) |  |
| (6)  | (7)                                    | (8)  | (9)                                    | (10)   |
| 18 560   | 410                                    | 17 079   | 380                                    | 1 865  |
| 128 605  | 2 981                                  | 135 972  | 3 189                                  | 15 070   |
| 33 606   | 685                                    | 33 670   | 678                                    | 2 506  |
| 44 732   | 529                                    | 51 110   | 624                                    | 2 357  |
| 3 665  | 62                                     | 3 384  | 84                                     | 268  |
| 8 307  | 182                                    | 15 517   | 361                                    | 982  |
| 27 698   | 547                                    | 27 284   | 556                                    | 2 306  |
| 3 891  | 74                                     | 3 737  | 73                                     | 397  |
| 11 467   | 175                                    | 8 208  | 99                                     | 1 065  |
| 31 128   | 502                                    | 34 343   | 689                                    | 2 623  |
| <b>311 659</b>   | <b>6 147</b>                           | <b>330 304</b>   | <b>6 733</b>                           | <b>29 439</b>                                      |
| 30 548   | 368                                    | 35 145   | 307                                    | 1 446  |
| 474 430  | 9 033                                  | 593 713  | 12 016                                 | 47 764   |
| 51 060   | 918                                    | 32 868   | 529                                    | 3 729  |
| 470 572  | 7 477                                  | 531 580  | 9 910                                  | 36 718   |
| 56 133   | 665                                    | 39 841   | 1 177                                  | 4 514  |
| 227 900  | 4 145                                  | 258 530  | 5 890                                  | 22 149   |
| <b>1 310 643</b>   | <b>22 606</b>                          | <b>1 491 677</b>   | <b>29 829</b>                          | <b>116 320</b>                                     |
| 19 189   | 298                                    | 24 943   | 308                                    | 1 513  |
| 139 885  | 2 216                                  | 117 619  | 1 479                                  | 10 037   |
| 96 515   | 1 393                                  | 88 431   | 942                                    | 4 468  |
| <b>255 589</b>   | <b>3 907</b>                           | <b>230 993</b>   | <b>2 729</b>                           | <b>16 018</b>                                      |
| 16 502   | 275                                    | 24 987   | 414                                    | 1 391  |
| 23 549   | 308                                    | 26 895   | 395                                    | 1 293  |
| 18 695   | 337                                    | 37 699   | 828                                    | 2 273  |
| 21 060   | 356                                    | 14 839   | 297                                    | 1 356  |
| <b>79 806</b>  | <b>1 276</b>                           | <b>104 420</b>   | <b>1 934</b>                           | <b>6 313</b>                                       |
| 9 286  | 141                                    | 6 088  | 199                                    | 517  |
| 1 195  | 21                                     | 417  | 4                                      | 49   |
| 14 130   | 320                                    | 12 753   | 218                                    | 1 206  |
| 71 888   | 1 397                                  | 65 098   | 1 799                                  | 9 659  |
| 1 945  | 28                                     | 1 538  | 38                                     | 158  |
| 10 292   | 154                                    | 14 809   | 204                                    | 892  |
| <b>108 736</b>   | <b>2 061</b>                           | <b>100 703</b>   | <b>2 462</b>                           | <b>12 481</b>                                      |
| 2 084  | 27                                     | 3 250  | 71                                     | 294  |
| 179  | 9                                      | 5  |  | 65   |
| 794  | 21                                     | 1 843  | 23                                     | 177  |
| 26 843   | 224                                    | 1 519  | 21                                     | 537  |
| <b>29 900</b>  | <b>281</b>                             | <b>6 617</b>   | <b>115</b>                             | <b>1 073</b>                                       |
| <b>2 096 333</b>   | <b>36 278</b>                          | <b>2 264 714</b>   | <b>43 802</b>                          | <b>181 644</b>                                     |

**TABEL**  
**TABLE**

1.8

**Produksi dan Banyaknya Tanaman Jambu Air yang Menghasilkan Menurut Provinsi 2013**

*Production and Number of Harvested Plant of Rose Apple by Province 2013*

| Provinsi<br>Province            | Triwulan I / Quarter I  |                                 | Triwulan II / Quarter II  |                                 |
|---------------------------------|---|---------------------------------|---|---------------------------------|
|                                 | Tanaman yang<br>Menghasilkan<br>Harvested Plant<br>(Pohon/Tree) | Produksi<br>Production<br>(ton) | Tanaman yang<br>Menghasilkan<br>Harvested Plant<br>(Pohon/Tree) | Produksi<br>Production<br>(ton) |
| (1)                             | (2)   | (3)                             | (4)   | (5)                             |
| 1 Aceh                          | 23 757  | 554                             | 18 733  | 416                             |
| 2 Sumatera Utara                | 52 591  | 1 628                           | 60 553  | 2 015                           |
| 3 Sumatera Barat                | 23 569  | 524                             | 23 044  | 478                             |
| 4 R i a u                       | 18 478  | 256                             | 37 496  | 456                             |
| 5 Kepulauan Riau                | 4 383   | 90                              | 3 566   | 42                              |
| 6 J a m b i                     | 10 310  | 189                             | 8 340   | 141                             |
| 7 Sumatera Selatan              | 25 813  | 526                             | 22 871  | 391                             |
| 8 Bangka Belitung               | 5 551   | 161                             | 3 061   | 96                              |
| 9 Bengkulu                      | 5 743   | 241                             | 5 993   | 168                             |
| 10 Lampung                      | 34 472  | 697                             | 33 082  | 767                             |
| <b>SUMATERA</b>                 | <b>204 667</b>  | <b>4 866</b>                    | <b>216 739</b>  | <b>4 970</b>                    |
| 11 DKI Jakarta                  | 42 632  | 315                             | 52 509  | 377                             |
| 12 Jawa Barat                   | 148 908   | 4 309                           | 105 527   | 2 844                           |
| 13 B a n t e n                  | 71 565  | 1 870                           | 49 412  | 784                             |
| 14 Jawa Tengah                  | 97 842  | 2 502                           | 145 277   | 3 245                           |
| 15 DI Yogyakarta                | 7 355   | 193                             | 2 161   | 45                              |
| 16 Jawa Timur                   | 98 892  | 2 577                           | 76 353  | 1 640                           |
| <b>JAWA</b>                     | <b>467 194</b>  | <b>11 766</b>                   | <b>431 239</b>  | <b>8 935</b>                    |
| 17 B a l i                      | 6 446   | 99                              | 6 446   | 114                             |
| 18 Nusa Tenggara Barat          | 23 709  | 638                             | 7 493   | 110                             |
| 19 Nusa Tenggara Timur          | 8 000   | 285                             | 8 183   | 133                             |
| <b>BALI &amp; NUSA TENGGARA</b> | <b>38 155</b>   | <b>1 022</b>                    | <b>22 122</b>   | <b>357</b>                      |
| 20 Kalimantan Barat             | 20 657  | 349                             | 20 635  | 249                             |
| 21 Kalimantan Tengah            | 15 514  | 202                             | 14 842  | 217                             |
| 22 Kalimantan Selatan           | 31 348  | 503                             | 27 277  | 516                             |
| 23 Kalimantan Timur             | 16 732  | 255                             | 9 623   | 240                             |
| <b>KALIMANTAN</b>               | <b>84 251</b>   | <b>1 309</b>                    | <b>72 377</b>   | <b>1 222</b>                    |
| 24 Sulawesi Utara               | 6 987   | 161                             | 757   | 22                              |
| 25 Gorontalo                    | 812   | 5                               | 109   | 1                               |
| 26 Sulawesi Tengah              | 20 183  | 589                             | 16 727  | 509                             |
| 27 Sulawesi Selatan             | 35 407  | 445                             | 15 882  | 323                             |
| 28 Sulawesi Barat               | 2 806   | 53                              | 2 068   | 23                              |
| 29 Sulawesi Tenggara            | 14 517  | 188                             | 11 888  | 258                             |
| <b>SULAWESI</b>                 | <b>80 712</b>   | <b>1 441</b>                    | <b>47 431</b>   | <b>1 136</b>                    |
| 30 M a l u k u                  | 3 721   | 123                             | 2 298   | 60                              |
| 31 Maluku Utara                 | 1 233   | 38                              | 841   | 46                              |
| 32 P a p u a                    | 1 955   | 69                              | 2 054   | 83                              |
| 33 Papua Barat                  | 1 386   | 26                              | 680   | 7                               |
| <b>MALUKU &amp; PAPUA</b>       | <b>8 295</b>  | <b>256</b>                      | <b>5 873</b>  | <b>196</b>                      |
| <b>INDONESIA</b>                | <b>883 274</b>  | <b>20 660</b>                   | <b>795 781</b>  | <b>16 816</b>                   |

Lanjutan Tabel/Continued Table 1.8

| Triwulan III / Quarter III                                      |                                 | Triwulan IV / Quarter IV  |                                 | Total Produksi<br>Total Production<br>(ton) |
|---|---------------------------------|---|---------------------------------|---|
| Tanaman yang<br>Menghasilkan<br>Harvested Plant<br>(Pohon/Tree) | Produksi<br>Production<br>(ton) | Tanaman yang<br>Menghasilkan<br>Harvested Plant<br>(Pohon/Tree) | Produksi<br>Production<br>(ton) |   |
| (6)   | (7)                             | (8)   | (9)                             | (10)  |
| 23 970  | 503                             | 25 515  | 702                             | 2 175                                       |
| 61 316  | 1 692                           | 66 259  | 1 655                           | 6 990                                       |
| 23 451  | 527                             | 25 486  | 538                             | 2 067                                       |
| 42 160  | 488                             | 28 533  | 323                             | 1 523                                       |
| 3 024   | 37                              | 2 627   | 44                              | 213   |
| 10 725  | 278                             | 15 202  | 369                             | 977   |
| 25 697  | 523                             | 32 521  | 650                             | 2 090                                       |
| 6 456   | 189                             | 7 453   | 148                             | 594   |
| 7 168   | 143                             | 7 028   | 112                             | 664   |
| 36 171  | 566                             | 35 618  | 778                             | 2 808                                       |
| <b>240 138</b>  | <b>4 946</b>                    | <b>246 242</b>  | <b>5 319</b>                    | <b>20 101</b>                               |
| 46 090  | 359                             | 42 978  | 616                             | 1 667                                       |
| 159 494   | 4 033                           | 189 012   | 4 355                           | 15 541                                      |
| 70 079  | 1 816                           | 50 041  | 1 081                           | 5 551                                       |
| 174 569   | 4 648                           | 249 673   | 7 379                           | 17 774                                      |
| 27 889  | 1 194                           | 31 136  | 800                             | 2 232                                       |
| 122 419   | 3 236                           | 201 963   | 6 188                           | 13 641                                      |
| <b>600 540</b>  | <b>15 286</b>                   | <b>764 803</b>  | <b>20 419</b>                   | <b>56 406</b>                               |
| 6 479   | 164                             | 15 615  | 289                             | 666   |
| 21 991  | 562                             | 26 411  | 658                             | 1 968                                       |
| 14 638  | 357                             | 14 278  | 395                             | 1 170                                       |
| <b>43 108</b>   | <b>1 083</b>                    | <b>56 304</b>   | <b>1 342</b>                    | <b>3 804</b>                                |
| 19 182  | 334                             | 29 856  | 510                             | 1 442                                       |
| 14 032  | 172                             | 15 916  | 215                             | 806   |
| 19 633  | 365                             | 17 499  | 391                             | 1 775                                       |
| 14 740  | 334                             | 11 401  | 254                             | 1 083                                       |
| <b>67 587</b>   | <b>1 205</b>                    | <b>74 672</b>   | <b>1 370</b>                    | <b>5 106</b>                                |
| 7 135   | 112                             | 3 136   | 85                              | 380   |
| 879   | 15                              | 1 090   | 17                              | 38  |
| 15 064  | 460                             | 14 723  | 396                             | 1 954                                       |
| 13 113  | 271                             | 34 671  | 585                             | 1 624                                       |
| 1 584   | 34                              | 1 821   | 37                              | 147   |
| 9 273   | 145                             | 19 543  | 401                             | 992   |
| <b>47 048</b>   | <b>1 037</b>                    | <b>74 984</b>   | <b>1 521</b>                    | <b>5 135</b>                                |
| 1 944   | 42                              | 3 945   | 108                             | 333   |
| 322   | 18                              | 20  | 1                               | 103   |
| 800   | 23                              | 1 361   | 19                              | 194   |
| 1 551   | 54                              | 1 109   | 22                              | 109   |
| <b>4 617</b>  | <b>137</b>                      | <b>6 435</b>  | <b>150</b>                      | <b>739</b>                                  |
| <b>1 003 038</b>  | <b>23 694</b>                   | <b>1 223 440</b>  | <b>30 121</b>                   | <b>91 291</b>                               |

**TABEL**  
**TABLE**

**1.9**

**Produksi dan Banyaknya Tanaman Jeruk (Siam/Kepron + Besar) yang Menghasilkan Menurut Provinsi 2013**  
**Production and Number of Harvested Plant of Orange (Orange/Tangerine + Pomelo) by Province 2013**

| Provinsi<br>Province            | Triwulan I / Quarter I  |                                 | Triwulan II / Quarter II  |                                 |
|---------------------------------|---|---------------------------------|---|---------------------------------|
|                                 | Tanaman yang<br>Menghasilkan<br>Harvested Plant<br>(Pohon/Tree) | Produksi<br>Production<br>(ton) | Tanaman yang<br>Menghasilkan<br>Harvested Plant<br>(Pohon/Tree) | Produksi<br>Production<br>(ton) |
| (1)                             | (2)   | (3)                             | (4)   | (5)                             |
| 1 Aceh                          | 72 774  | 3 811                           | 87 824  | 4 504                           |
| 2 Sumatera Utara                | 2 015 823   | 70 805                          | 2 779 951   | 69 339                          |
| 3 Sumatera Barat                | 379 178   | 12 925                          | 406 574   | 9 130                           |
| 4 Riau                          | 100 087   | 1 235                           | 107 598   | 1 241                           |
| 5 Kepulauan Riau                | 3 583   | 69                              | 4 312   | 70                              |
| 6 Jambi                         | 120 335   | 2 690                           | 91 435  | 2 414                           |
| 7 Sumatera Selatan              | 139 056   | 2 908                           | 147 424   | 3 785                           |
| 8 Bangka Belitung               | 53 076  | 2 911                           | 50 281  | 1 644                           |
| 9 Bengkulu                      | 92 548  | 3 011                           | 93 525  | 2 823                           |
| 10 Lampung                      | 20 543  | 600                             | 27 376  | 921                             |
| <b>SUMATERA</b>                 | <b>2 997 003</b>  | <b>100 965</b>                  | <b>3 796 300</b>  | <b>95 871</b>                   |
| 11 DKI Jakarta                  | 1 649   | 61                              | 966   | 14                              |
| 12 Jawa Barat                   | 286 613   | 13 498                          | 247 894   | 5 477                           |
| 13 Banten                       | 41 120  | 2 144                           | 31 760  | 975                             |
| 14 Jawa Tengah                  | 251 764   | 5 836                           | 286 451   | 6 829                           |
| 15 DI Yogyakarta                | 16 071  | 667                             | 8 174   | 237                             |
| 16 Jawa Timur                   | 2 903 495   | 90 171                          | 4 675 136   | 163 682                         |
| <b>JAWA</b>                     | <b>3 500 712</b>  | <b>112 377</b>                  | <b>5 250 381</b>  | <b>177 214</b>                  |
| 17 Bali                         | 1 345 755   | 19 353                          | 3 316 872   | 56 306                          |
| 18 Nusa Tenggara Barat          | 34 024  | 1 920                           | 32 817  | 1 733                           |
| 19 Nusa Tenggara Timur          | 177 194   | 4 284                           | 295 684   | 6 783                           |
| <b>BALI &amp; NUSA TENGGARA</b> | <b>1 556 973</b>  | <b>25 557</b>                   | <b>3 645 373</b>  | <b>64 822</b>                   |
| 20 Kalimantan Barat             | 2 126 530   | 37 076                          | 2 325 982   | 41 017                          |
| 21 Kalimantan Tengah            | 54 219  | 923                             | 100 057   | 1 851                           |
| 22 Kalimantan Selatan           | 520 791   | 14 622                          | 697 048   | 22 440                          |
| 23 Kalimantan Timur             | 89 506  | 2 883                           | 105 201   | 3 385                           |
| <b>KALIMANTAN</b>               | <b>2 791 046</b>  | <b>55 504</b>                   | <b>3 228 288</b>  | <b>68 693</b>                   |
| 24 Sulawesi Utara               | 11 428  | 281                             | 12 668  | 317                             |
| 25 Gorontalo                    | 56 551  | 865                             | 54 148  | 811                             |
| 26 Sulawesi Tengah              | 308 093   | 4 737                           | 175 013   | 2 428                           |
| 27 Sulawesi Selatan             | 168 817   | 8 148                           | 311 612   | 14 982                          |
| 28 Sulawesi Barat               | 203 653   | 10 084                          | 191 914   | 9 939                           |
| 29 Sulawesi Tenggara            | 866 869   | 16 427                          | 1 103 626   | 19 249                          |
| <b>SULAWESI</b>                 | <b>1 615 411</b>  | <b>40 542</b>                   | <b>1 848 981</b>  | <b>47 726</b>                   |
| 30 Maluku                       | 59 878  | 2 410                           | 45 545  | 2 200                           |
| 31 Maluku Utara                 | 71 969  | 2 275                           | 45 771  | 1 618                           |
| 32 Papua                        | 4 338   | 191                             | 7 762   | 375                             |
| 33 Papua Barat                  | 6 024   | 159                             | 4 236   | 53                              |
| <b>MALUKU &amp; PAPUA</b>       | <b>142 209</b>  | <b>5 035</b>                    | <b>103 314</b>  | <b>4 246</b>                    |
| <b>INDONESIA</b>                | <b>12 603 354</b>   | <b>339 980</b>                  | <b>17 872 637</b>   | <b>458 572</b>                  |

Lanjutan Tabel/Continued Table 1.9

| Triwulan III / Quarter III                                      |                                 | Triwulan IV / Quarter IV  |                                 | Total Produksi<br>Total Production<br>(ton) |
|---|---------------------------------|---|---------------------------------|---|
| Tanaman yang<br>Menghasilkan<br>Harvested Plant<br>(Pohon/Tree) | Produksi<br>Production<br>(ton) | Tanaman yang<br>Menghasilkan<br>Harvested Plant<br>(Pohon/Tree) | Produksi<br>Production<br>(ton) |   |
| (6)   | (7)                             | (8)   | (9)                             | (10)  |
| 99 564  | 5 349                           | 97 653  | 5 239                           | 18 903                                      |
| 3 213 753   | 86 692                          | 3 513 237   | 107 183                         | 334 019                                     |
| 342 535   | 8 053                           | 362 056   | 10 627                          | 40 735                                      |
| 117 344   | 1 365                           | 120 580   | 1 355                           | 5 196                                       |
| 3 598   | 51                              | 6 110   | 163                             | 353   |
| 96 641  | 2 900                           | 105 084   | 3 456                           | 11 460                                      |
| 159 109   | 3 703                           | 183 438   | 4 841                           | 15 237                                      |
| 39 768  | 781                             | 40 235  | 783                             | 6 119                                       |
| 86 534  | 2 040                           | 90 159  | 2 258                           | 10 132                                      |
| 21 679  | 413                             | 22 041  | 600                             | 2 534                                       |
| <b>4 180 525</b>  | <b>111 347</b>                  | <b>4 540 593</b>  | <b>136 505</b>                  | <b>444 688</b>                              |
| 976   | 29                              | 29  | 1                               | 105   |
| 356 825   | 7 387                           | 227 269   | 7 054                           | 33 416                                      |
| 24 464  | 671                             | 12 431  | 288                             | 4 078                                       |
| 241 291   | 5 430                           | 200 230   | 5 634                           | 23 729                                      |
| 38 551  | 1 288                           | 28 837  | 1 024                           | 3 216                                       |
| 3 205 396   | 86 562                          | 4 118 647   | 195 232                         | 535 647                                     |
| <b>3 867 503</b>  | <b>101 367</b>                  | <b>4 587 443</b>  | <b>209 233</b>                  | <b>600 191</b>                              |
| 3 397 611   | 61 457                          | 308 268   | 3 898                           | 141 014                                     |
| 27 004  | 1 073                           | 22 205  | 949                             | 5 675                                       |
| 511 057   | 8 742                           | 153 442   | 2 758                           | 22 567                                      |
| <b>3 935 672</b>  | <b>71 272</b>                   | <b>483 915</b>  | <b>7 605</b>                    | <b>169 256</b>                              |
| 2 112 878   | 36 105                          | 2 130 662   | 41 419                          | 155 617                                     |
| 72 316  | 1 643                           | 91 576  | 1 815                           | 6 232                                       |
| 1 305 806   | 57 610                          | 571 717   | 15 813                          | 110 485                                     |
| 116 217   | 3 658                           | 88 166  | 3 053                           | 12 979                                      |
| <b>3 607 217</b>  | <b>99 016</b>                   | <b>2 882 121</b>  | <b>62 100</b>                   | <b>285 313</b>                              |
| 10 604  | 271                             | 8 874   | 240                             | 1 109                                       |
| 49 652  | 518                             | 1 019   | 12                              | 2 206                                       |
| 212 588   | 3 317                           | 69 948  | 1 683                           | 12 165                                      |
| 168 579   | 7 059                           | 242 295   | 16 181                          | 46 370                                      |
| 215 456   | 2 912                           | 208 655   | 2 703                           | 25 638                                      |
| 650 326   | 8 839                           | 642 594   | 10 222                          | 54 737                                      |
| <b>1 307 205</b>  | <b>22 916</b>                   | <b>1 173 385</b>  | <b>31 041</b>                   | <b>142 225</b>                              |
| 36 183  | 1 443                           | 56 708  | 1 846                           | 7 899                                       |
| 783   | 41                              | 555   | 7                               | 3 941                                       |
| 23 160  | 281                             | 5 048   | 86                              | 933   |
| 5 098   | 65                              | 1 489   | 22                              | 299   |
| <b>65 224</b>   | <b>1 830</b>                    | <b>63 800</b>   | <b>1 961</b>                    | <b>13 072</b>                               |
| <b>16 963 346</b>   | <b>407 748</b>                  | <b>13 731 257</b>   | <b>448 445</b>                  | <b>1 654 745</b>                            |

**TABEL**  
**TABLE**

1.9.1

**Produksi dan Banyaknya Tanaman Jeruk Siam/Keпок yang Menghasilkan Menurut Provinsi 2013**  
**Production and Number of Harvested Plant of Orange/Tangerine by Province 2013**

| Provinsi<br>Province            | Triwulan I / Quarter I  |                                 | Triwulan II / Quarter II  |                                 |
|---------------------------------|---|---------------------------------|---|---------------------------------|
|                                 | Tanaman yang<br>Menghasilkan<br>Harvested Plant<br>(Pohon/Tree) | Produksi<br>Production<br>(ton) | Tanaman yang<br>Menghasilkan<br>Harvested Plant<br>(Pohon/Tree) | Produksi<br>Production<br>(ton) |
| (1)                             | (2)   | (3)                             | (4)   | (5)                             |
| 1 Aceh                          | 39 025  | 1 383                           | 51 784  | 1 657                           |
| 2 Sumatera Utara                | 1 997 157   | 68 452                          | 2 765 931   | 67 683                          |
| 3 Sumatera Barat                | 377 163   | 12 865                          | 405 111   | 9 090                           |
| 4 R i a u                       | 96 703  | 1 178                           | 104 029   | 1 178                           |
| 5 Kepulauan Riau                | 2 711   | 49                              | 3 329   | 46                              |
| 6 J a m b i                     | 115 566   | 2 589                           | 90 691  | 2 391                           |
| 7 Sumatera Selatan              | 137 619   | 2 824                           | 146 320   | 3 706                           |
| 8 Bangka Belitung               | 52 444  | 2 883                           | 49 886  | 1 630                           |
| 9 Bengkulu                      | 91 057  | 2 744                           | 91 279  | 2 582                           |
| 10 Lampung                      | 18 690  | 436                             | 23 797  | 677                             |
| <b>SUMATERA</b>                 | <b>2 928 135</b>  | <b>95 403</b>                   | <b>3 732 157</b>  | <b>90 640</b>                   |
| 11 DKI Jakarta                  |   |                                 |   |                                 |
| 12 Jawa Barat                   | 236 910   | 11 681                          | 220 172   | 4 753                           |
| 13 B a n t e n                  | 38 924  | 2 063                           | 28 481  | 885                             |
| 14 Jawa Tengah                  | 182 499   | 3 320                           | 234 545   | 3 869                           |
| 15 DI Yogyakarta                | 14 670  | 590                             | 7 563   | 206                             |
| 16 Jawa Timur                   | 2 872 635   | 88 529                          | 4 389 128   | 145 683                         |
| <b>JAWA</b>                     | <b>3 345 638</b>  | <b>106 183</b>                  | <b>4 879 889</b>  | <b>155 396</b>                  |
| 17 B a l i                      | 1 339 476   | 19 242                          | 3 311 195   | 56 199                          |
| 18 Nusa Tenggara Barat          | 22 757  | 757                             | 22 947  | 684                             |
| 19 Nusa Tenggara Timur          | 153 456   | 3 384                           | 255 103   | 5 155                           |
| <b>BALI &amp; NUSA TENGGARA</b> | <b>1 515 689</b>  | <b>23 383</b>                   | <b>3 589 245</b>  | <b>62 038</b>                   |
| 20 Kalimantan Barat             | 2 119 029   | 36 782                          | 2 318 792   | 40 709                          |
| 21 Kalimantan Tengah            | 47 881  | 786                             | 94 642  | 1 659                           |
| 22 Kalimantan Selatan           | 516 361   | 14 378                          | 680 976   | 21 610                          |
| 23 Kalimantan Timur             | 86 620  | 2 772                           | 102 479   | 3 231                           |
| <b>KALIMANTAN</b>               | <b>2 769 891</b>  | <b>54 718</b>                   | <b>3 196 889</b>  | <b>67 209</b>                   |
| 24 Sulawesi Utara               | 7 278   | 167                             | 8 221   | 179                             |
| 25 Gorontalo                    | 53 649  | 810                             | 53 774  | 805                             |
| 26 Sulawesi Tengah              | 303 079   | 4 414                           | 171 247   | 2 252                           |
| 27 Sulawesi Selatan             | 69 270  | 1 851                           | 149 175   | 5 905                           |
| 28 Sulawesi Barat               | 201 048   | 9 992                           | 187 334   | 9 780                           |
| 29 Sulawesi Tenggara            | 862 102   | 16 220                          | 1 081 576   | 18 672                          |
| <b>SULAWESI</b>                 | <b>1 496 426</b>  | <b>33 454</b>                   | <b>1 651 327</b>  | <b>37 593</b>                   |
| 30 M a l u k u                  | 57 681  | 2 289                           | 43 431  | 2 070                           |
| 31 Maluku Utara                 | 70 710  | 2 192                           | 45 229  | 1 567                           |
| 32 P a p u a                    | 2 169   | 68                              | 4 844   | 198                             |
| 33 Papua Barat                  | 5 103   | 135                             | 2 841   | 31                              |
| <b>MALUKU &amp; PAPUA</b>       | <b>135 663</b>  | <b>4 684</b>                    | <b>96 345</b>   | <b>3 866</b>                    |
| <b>INDONESIA</b>                | <b>12 191 442</b>   | <b>317 825</b>                  | <b>17 145 852</b>   | <b>416 742</b>                  |

Lanjutan Tabel/*Continued Table 1.9.1*

| Triwulan III / <i>Quarter III</i>                                      |  | Triwulan IV / <i>Quarter IV</i>  |  | Total Produksi<br><i>Total Production</i><br>(ton) |
|--|--|--|--|--|
| Tanaman yang<br>Menghasilkan<br><i>Harvested Plant</i><br>(Pohon/Tree) | Produksi<br><i>Production</i><br>(ton) | Tanaman yang<br>Menghasilkan<br><i>Harvested Plant</i><br>(Pohon/Tree) | Produksi<br><i>Production</i><br>(ton) |  |
| (6)  | (7)                                    | (8)  | (9)                                    | (10)   |
| 55 123   | 2 515                                  | 52 377   | 1 968                                  | 7 523  |
| 3 195 829  | 84 643                                 | 3 498 375  | 105 544                                | 326 322  |
| 340 132  | 7 987                                  | 360 457  | 10 580                                 | 40 522   |
| 113 489  | 1 270                                  | 116 575  | 1 285                                  | 4 911  |
| 2 957  | 36                                     | 4 779  | 95                                     | 226  |
| 95 568   | 2 871                                  | 101 883  | 3 360                                  | 11 211   |
| 156 689  | 3 587                                  | 180 932  | 4 763                                  | 14 880   |
| 39 202   | 764                                    | 39 695   | 763                                    | 6 040  |
| 83 841   | 1 953                                  | 87 389   | 2 161                                  | 9 440  |
| 20 688   | 363                                    | 17 838   | 424                                    | 1 900  |
| <b>4 103 518</b>   | <b>105 989</b>                         | <b>4 460 300</b>   | <b>130 943</b>                         | <b>422 975</b>                                     |
| 335 647  | 6 781                                  | 203 578  | 6 272                                  | 29 487   |
| 22 398   | 602                                    | 11 267   | 226                                    | 3 776  |
| 213 864  | 4 388                                  | 122 685  | 2 542                                  | 14 119   |
| 35 457   | 1 133                                  | 24 422   | 839                                    | 2 768  |
| 3 198 816  | 86 256                                 | 4 101 048  | 194 387                                | 514 855  |
| <b>3 806 182</b>   | <b>99 160</b>                          | <b>4 463 000</b>   | <b>204 266</b>                         | <b>565 005</b>                                     |
| 3 392 791  | 61 364                                 | 302 639  | 3 776                                  | 140 581  |
| 20 423   | 662                                    | 18 619   | 686                                    | 2 789  |
| 474 269  | 7 432                                  | 124 110  | 2 163                                  | 18 134   |
| <b>3 887 483</b>   | <b>69 458</b>                          | <b>445 368</b>   | <b>6 625</b>                           | <b>161 504</b>                                     |
| 2 105 714  | 35 851                                 | 2 120 601  | 40 963                                 | 154 305  |
| 65 732   | 1 394                                  | 84 035   | 1 498                                  | 5 337  |
| 1 303 456  | 57 476                                 | 567 428  | 15 636                                 | 109 100  |
| 112 516  | 3 388                                  | 85 457   | 2 884                                  | 12 275   |
| <b>3 587 418</b>   | <b>98 109</b>                          | <b>2 857 521</b>   | <b>60 981</b>                          | <b>281 017</b>                                     |
| 7 239  | 169                                    | 6 944  | 188                                    | 703  |
| 47 038   | 471                                    | 841  | 9                                      | 2 095  |
| 209 766  | 3 109                                  | 63 908   | 1 390                                  | 11 165   |
| 115 366  | 3 777                                  | 58 196   | 1 785                                  | 13 318   |
| 212 906  | 2 834                                  | 205 235  | 2 603                                  | 25 209   |
| 643 141  | 8 576                                  | 635 882  | 9 953                                  | 53 421   |
| <b>1 235 456</b>   | <b>18 936</b>                          | <b>971 006</b>   | <b>15 928</b>                          | <b>105 911</b>                                     |
| 34 838   | 1 332                                  | 55 046   | 1 703                                  | 7 394  |
| 674  | 33                                     | 490  | 6                                      | 3 798  |
| 22 443   | 253                                    | 3 057  | 44                                     | 563  |
| 4 687  | 52                                     | 1 267  | 16                                     | 234  |
| <b>62 642</b>  | <b>1 670</b>                           | <b>59 860</b>  | <b>1 769</b>                           | <b>11 989</b>                                      |
| <b>16 682 699</b>  | <b>393 322</b>                         | <b>13 257 055</b>  | <b>420 512</b>                         | <b>1 548 401</b>                                   |

**TABEL**  
**TABLE**

**1.9.2**

**Produksi dan Banyaknya Tanaman Jeruk Besar yang Menghasilkan Menurut Provinsi 2013**

*Production and Number of Harvested Plant of Pomelo by Province 2013*

| Provinsi<br>Province            | Triwulan I / Quarter I  |                                 | Triwulan II / Quarter II  |                                 |
|---------------------------------|---|---------------------------------|---|---------------------------------|
|                                 | Tanaman yang<br>Menghasilkan<br>Harvested Plant<br>(Pohon/Tree) | Produksi<br>Production<br>(ton) | Tanaman yang<br>Menghasilkan<br>Harvested Plant<br>(Pohon/Tree) | Produksi<br>Production<br>(ton) |
| (1)                             | (2)   | (3)                             | (4)   | (5)                             |
| 1 Aceh                          | 33 749  | 2 428                           | 36 040  | 2 847                           |
| 2 Sumatera Utara                | 18 666  | 2 353                           | 14 020  | 1 656                           |
| 3 Sumatera Barat                | 2 015   | 60                              | 1 463   | 40                              |
| 4 R i a u                       | 3 384   | 57                              | 3 569   | 63                              |
| 5 Kepulauan Riau                | 872   | 20                              | 983   | 24                              |
| 6 J a m b i                     | 4 769   | 101                             | 744   | 23                              |
| 7 Sumatera Selatan              | 1 437   | 84                              | 1 104   | 79                              |
| 8 Bangka Belitung               | 632   | 28                              | 395   | 14                              |
| 9 Bengkulu                      | 1 491   | 267                             | 2 246   | 241                             |
| 10 Lampung                      | 1 853   | 164                             | 3 579   | 244                             |
| <b>SUMATERA</b>                 | <b>68 868</b>   | <b>5 562</b>                    | <b>64 143</b>   | <b>5 231</b>                    |
| 11 DKI Jakarta                  | 1 649   | 61                              | 966   | 14                              |
| 12 Jawa Barat                   | 49 703  | 1 817                           | 27 722  | 724                             |
| 13 B a n t e n                  | 2 196   | 81                              | 3 279   | 90                              |
| 14 Jawa Tengah                  | 69 265  | 2 516                           | 51 906  | 2 960                           |
| 15 DI Yogyakarta                | 1 401   | 77                              | 611   | 31                              |
| 16 Jawa Timur                   | 30 860  | 1 642                           | 286 008   | 17 999                          |
| <b>JAWA</b>                     | <b>155 074</b>  | <b>6 194</b>                    | <b>370 492</b>  | <b>21 818</b>                   |
| 17 B a l i                      | 6 279   | 111                             | 5 677   | 107                             |
| 18 Nusa Tenggara Barat          | 11 267  | 1 163                           | 9 870   | 1 049                           |
| 19 Nusa Tenggara Timur          | 23 738  | 900                             | 40 581  | 1 628                           |
| <b>BALI &amp; NUSA TENGGARA</b> | <b>41 284</b>   | <b>2 174</b>                    | <b>56 128</b>   | <b>2 784</b>                    |
| 20 Kalimantan Barat             | 7 501   | 294                             | 7 190   | 308                             |
| 21 Kalimantan Tengah            | 6 338   | 137                             | 5 415   | 192                             |
| 22 Kalimantan Selatan           | 4 430   | 244                             | 16 072  | 830                             |
| 23 Kalimantan Timur             | 2 886   | 111                             | 2 722   | 154                             |
| <b>KALIMANTAN</b>               | <b>21 155</b>   | <b>786</b>                      | <b>31 399</b>   | <b>1 484</b>                    |
| 24 Sulawesi Utara               | 4 150   | 114                             | 4 447   | 138                             |
| 25 Gorontalo                    | 2 902   | 55                              | 374   | 6                               |
| 26 Sulawesi Tengah              | 5 014   | 323                             | 3 766   | 176                             |
| 27 Sulawesi Selatan             | 99 547  | 6 297                           | 162 437   | 9 077                           |
| 28 Sulawesi Barat               | 2 605   | 92                              | 4 580   | 159                             |
| 29 Sulawesi Tenggara            | 4 767   | 207                             | 22 050  | 577                             |
| <b>SULAWESI</b>                 | <b>118 985</b>  | <b>7 088</b>                    | <b>197 654</b>  | <b>10 133</b>                   |
| 30 M a l u k u                  | 2 197   | 121                             | 2 114   | 130                             |
| 31 Maluku Utara                 | 1 259   | 83                              | 542   | 51                              |
| 32 P a p u a                    | 2 169   | 123                             | 2 918   | 177                             |
| 33 Papua Barat                  | 921   | 24                              | 1 395   | 22                              |
| <b>MALUKU &amp; PAPUA</b>       | <b>6 546</b>  | <b>351</b>                      | <b>6 969</b>  | <b>380</b>                      |
| <b>INDONESIA</b>                | <b>411 912</b>  | <b>22 155</b>                   | <b>726 785</b>  | <b>41 830</b>                   |



Lanjutan Tabel/*Continued Table 1.9.2*

| Triwulan III / <i>Quarter III</i>                                      |  | Triwulan IV / <i>Quarter IV</i>  |  | Total Produksi<br><i>Total Production</i><br>(ton) |
|--|--|--|--|--|
| Tanaman yang<br>Menghasilkan<br><i>Harvested Plant</i><br>(Pohon/Tree) | Produksi<br><i>Production</i><br>(ton) | Tanaman yang<br>Menghasilkan<br><i>Harvested Plant</i><br>(Pohon/Tree) | Produksi<br><i>Production</i><br>(ton) |  |
| (6)  | (7)                                    | (8)  | (9)                                    | (10)   |
| 44 441   | 2 834                                  | 45 276   | 3 271                                  | 11 380   |
| 17 924   | 2 049                                  | 14 862   | 1 639                                  | 7 697  |
| 2 403  | 66                                     | 1 599  | 47                                     | 213  |
| 3 855  | 95                                     | 4 005  | 70                                     | 285  |
| 641  | 15                                     | 1 331  | 68                                     | 127  |
| 1 073  | 29                                     | 3 201  | 96                                     | 249  |
| 2 420  | 116                                    | 2 506  | 78                                     | 357  |
| 566  | 17                                     | 540  | 20                                     | 79   |
| 2 693  | 87                                     | 2 770  | 97                                     | 692  |
| 991  | 50                                     | 4 203  | 176                                    | 634  |
| <b>77 007</b>  | <b>5 358</b>                           | <b>80 293</b>  | <b>5 562</b>                           | <b>21 713</b>                                      |
| 976  | 29                                     | 29   | 1                                      | 105  |
| 21 178   | 606                                    | 23 691   | 782                                    | 3 929  |
| 2 066  | 69                                     | 1 164  | 62                                     | 302  |
| 27 427   | 1 042                                  | 77 545   | 3 092                                  | 9 610  |
| 3 094  | 155                                    | 4 415  | 185                                    | 448  |
| 6 580  | 306                                    | 17 599   | 845                                    | 20 792   |
| <b>61 321</b>  | <b>2 207</b>                           | <b>124 443</b>   | <b>4 967</b>                           | <b>35 186</b>                                      |
| 4 820  | 93                                     | 5 629  | 122                                    | 433  |
| 6 581  | 411                                    | 3 586  | 263                                    | 2 886  |
| 36 788   | 1 310                                  | 29 332   | 595                                    | 4 433  |
| <b>48 189</b>  | <b>1 814</b>                           | <b>38 547</b>  | <b>980</b>                             | <b>7 752</b>                                       |
| 7 164  | 254                                    | 10 061   | 456                                    | 1 312  |
| 6 584  | 249                                    | 7 541  | 317                                    | 895  |
| 2 350  | 134                                    | 4 289  | 177                                    | 1 385  |
| 3 701  | 270                                    | 2 709  | 169                                    | 704  |
| <b>19 799</b>  | <b>907</b>                             | <b>24 600</b>  | <b>1 119</b>                           | <b>4 296</b>                                       |
| 3 365  | 102                                    | 1 930  | 52                                     | 406  |
| 2 614  | 47                                     | 178  | 3                                      | 111  |
| 2 822  | 208                                    | 6 040  | 293                                    | 1 000  |
| 53 213   | 3 282                                  | 184 099  | 14 396                                 | 33 052   |
| 2 550  | 78                                     | 3 420  | 100                                    | 429  |
| 7 185  | 263                                    | 6 712  | 269                                    | 1 316  |
| <b>71 749</b>  | <b>3 980</b>                           | <b>202 379</b>   | <b>15 113</b>                          | <b>36 314</b>                                      |
| 1 345  | 111                                    | 1 662  | 143                                    | 505  |
| 109  | 8                                      | 65   | 1                                      | 143  |
| 717  | 28                                     | 1 991  | 42                                     | 370  |
| 411  | 13                                     | 222  | 6                                      | 65   |
| <b>2 582</b>   | <b>160</b>                             | <b>3 940</b>   | <b>192</b>                             | <b>1 083</b>                                       |
| <b>280 647</b>   | <b>14 426</b>                          | <b>474 202</b>   | <b>27 933</b>                          | <b>106 344</b>                                     |

**TABEL**  
**TABLE**

**1.10**

**Produksi dan Banyaknya Tanaman Mangga yang Menghasilkan Menurut Provinsi 2013**  
**Production and Number of Harvested Plant of Mango by Province 2013**

| Provinsi<br>Province            | Triwulan I / Quarter I  |                                 | Triwulan II / Quarter II  |                                 |
|---------------------------------|---|---------------------------------|---|---------------------------------|
|                                 | Tanaman yang<br>Menghasilkan<br>Harvested Plant<br>(Pohon/Tree) | Produksi<br>Production<br>(ton) | Tanaman yang<br>Menghasilkan<br>Harvested Plant<br>(Pohon/Tree) | Produksi<br>Production<br>(ton) |
| (1)                             | (2)   | (3)                             | (4)   | (5)                             |
| 1 Aceh                          | 56 889  | 3 123                           | 70 188  | 3 524                           |
| 2 Sumatera Utara                | 108 155   | 8 660                           | 104 985   | 7 488                           |
| 3 Sumatera Barat                | 25 493  | 1 603                           | 23 525  | 997                             |
| 4 Riau                          | 35 750  | 823                             | 57 916  | 1 427                           |
| 5 Kepulauan Riau                | 15 008  | 507                             | 21 188  | 603                             |
| 6 Jambi                         | 9 471   | 302                             | 5 278   | 227                             |
| 7 Sumatera Selatan              | 91 804  | 2 600                           | 52 478  | 1 428                           |
| 8 Bangka Belitung               | 10 706  | 398                             | 24 435  | 964                             |
| 9 Bengkulu                      | 7 866   | 547                             | 16 957  | 1 019                           |
| 10 Lampung                      | 80 205  | 3 686                           | 54 737  | 2 922                           |
| <b>SUMATERA</b>                 | <b>441 347</b>  | <b>22 249</b>                   | <b>431 687</b>  | <b>20 599</b>                   |
| 11 DKI Jakarta                  | 97 967  | 2 807                           | 102 914   | 2 725                           |
| 12 Jawa Barat                   | 621 156   | 30 834                          | 531 644   | 26 995                          |
| 13 Banten                       | 369 311   | 25 243                          | 131 074   | 5 872                           |
| 14 Jawa Tengah                  | 1 188 285   | 67 439                          | 539 084   | 29 204                          |
| 15 DI Yogyakarta                | 64 110  | 1 307                           | 6 151   | 314                             |
| 16 Jawa Timur                   | 1 301 187   | 59 134                          | 687 780   | 28 328                          |
| <b>JAWA</b>                     | <b>3 642 016</b>  | <b>186 764</b>                  | <b>1 998 647</b>  | <b>93 438</b>                   |
| 17 Bali                         | 47 053  | 1 556                           | 25 839  | 991                             |
| 18 Nusa Tenggara Barat          | 188 644   | 12 331                          | 134 223   | 4 434                           |
| 19 Nusa Tenggara Timur          | 252 356   | 9 549                           | 205 723   | 8 335                           |
| <b>BALI &amp; NUSA TENGGARA</b> | <b>488 053</b>  | <b>23 436</b>                   | <b>365 785</b>  | <b>13 760</b>                   |
| 20 Kalimantan Barat             | 21 178  | 773                             | 17 541  | 526                             |
| 21 Kalimantan Tengah            | 29 476  | 1 314                           | 28 418  | 853                             |
| 22 Kalimantan Selatan           | 30 516  | 1 136                           | 31 889  | 986                             |
| 23 Kalimantan Timur             | 53 831  | 2 402                           | 43 201  | 2 549                           |
| <b>KALIMANTAN</b>               | <b>135 001</b>  | <b>5 625</b>                    | <b>121 049</b>  | <b>4 914</b>                    |
| 24 Sulawesi Utara               | 16 281  | 894                             | 11 229  | 704                             |
| 25 Gorontalo                    | 34 405  | 847                             | 25 039  | 550                             |
| 26 Sulawesi Tengah              | 113 290   | 5 700                           | 99 684  | 4 468                           |
| 27 Sulawesi Selatan             | 638 038   | 31 384                          | 307 707   | 15 854                          |
| 28 Sulawesi Barat               | 68 269  | 6 664                           | 23 241  | 833                             |
| 29 Sulawesi Tenggara            | 145 363   | 3 983                           | 53 405  | 2 087                           |
| <b>SULAWESI</b>                 | <b>1 015 646</b>  | <b>49 472</b>                   | <b>520 305</b>  | <b>24 496</b>                   |
| 30 Maluku                       | 25 633  | 1 467                           | 23 884  | 1 031                           |
| 31 Maluku Utara                 | 7 371   | 612                             | 5 483   | 532                             |
| 32 Papua                        | 4 921   | 266                             | 5 616   | 294                             |
| 33 Papua Barat                  | 5 293   | 145                             | 2 592   | 55                              |
| <b>MALUKU &amp; PAPUA</b>       | <b>43 218</b>   | <b>2 490</b>                    | <b>37 575</b>   | <b>1 912</b>                    |
| <b>INDONESIA</b>                | <b>5 765 281</b>  | <b>290 036</b>                  | <b>3 475 048</b>  | <b>159 119</b>                  |

Lanjutan Tabel/Continued Table 1.10

| Triwulan III / Quarter III                                      |                                 | Triwulan IV / Quarter IV  |                                 | Total Produksi<br>Total Production<br>(ton) |
|---|---------------------------------|---|---------------------------------|---|
| Tanaman yang<br>Menghasilkan<br>Harvested Plant<br>(Pohon/Tree) | Produksi<br>Production<br>(ton) | Tanaman yang<br>Menghasilkan<br>Harvested Plant<br>(Pohon/Tree) | Produksi<br>Production<br>(ton) |   |
| (6)   | (7)                             | (8)   | (9)                             | (10)  |
| 105 196   | 7 127                           | 189 178   | 12 124                          | 25 898                                      |
| 131 247   | 8 574                           | 162 329   | 9 827                           | 34 549                                      |
| 26 750  | 1 526                           | 54 636  | 3 614                           | 7 740                                       |
| 78 199  | 1 884                           | 79 636  | 2 076                           | 6 210                                       |
| 18 661  | 531                             | 11 918  | 346                             | 1 987                                       |
| 12 739  | 658                             | 20 554  | 1 030                           | 2 217                                       |
| 62 928  | 2 128                           | 99 349  | 3 527                           | 9 683                                       |
| 13 675  | 475                             | 35 084  | 1 718                           | 3 555                                       |
| 35 445  | 1 629                           | 36 434  | 1 411                           | 4 606                                       |
| 81 108  | 3 007                           | 179 074   | 6 972                           | 16 587                                      |
| <b>565 948</b>  | <b>27 539</b>                   | <b>868 192</b>  | <b>42 645</b>                   | <b>113 032</b>                              |
| 95 317  | 2 317                           | 110 863   | 3 448                           | 11 297                                      |
| 1 086 150   | 60 338                          | 3 083 403   | 208 903                         | 327 070                                     |
| 259 234   | 14 797                          | 285 864   | 11 277                          | 57 189                                      |
| 1 046 688   | 49 233                          | 4 748 497   | 258 567                         | 404 443                                     |
| 53 372  | 1 346                           | 788 665   | 33 922                          | 36 889                                      |
| 2 666 337   | 121 158                         | 9 895 837   | 590 791                         | 799 411                                     |
| <b>5 207 098</b>  | <b>249 189</b>                  | <b>18 913 129</b>   | <b>1 106 908</b>                | <b>1 636 299</b>                            |
| 62 676  | 2 088                           | 615 025   | 32 008                          | 36 643                                      |
| 655 011   | 28 370                          | 1 088 909   | 65 502                          | 110 637                                     |
| 509 402   | 15 572                          | 714 355   | 28 037                          | 61 493                                      |
| <b>1 227 089</b>  | <b>46 030</b>                   | <b>2 418 289</b>  | <b>125 547</b>                  | <b>208 773</b>                              |
| 22 149  | 769                             | 46 085  | 1 692                           | 3 760                                       |
| 33 275  | 1 153                           | 48 455  | 1 666                           | 4 986                                       |
| 22 854  | 662                             | 61 406  | 2 996                           | 5 780                                       |
| 38 951  | 2 019                           | 65 553  | 3 197                           | 10 167                                      |
| <b>117 229</b>  | <b>4 603</b>                    | <b>221 499</b>  | <b>9 551</b>                    | <b>24 693</b>                               |
| 57 905  | 2 306                           | 42 882  | 2 276                           | 6 180                                       |
| 50 095  | 1 150                           | 42 449  | 1 001                           | 3 548                                       |
| 56 264  | 3 487                           | 110 183   | 3 818                           | 17 473                                      |
| 318 270   | 14 464                          | 1 620 918   | 86 415                          | 148 117                                     |
| 6 562   | 200                             | 134 670   | 3 309                           | 11 006                                      |
| 37 881  | 1 079                           | 180 501   | 8 991                           | 16 140                                      |
| <b>526 977</b>  | <b>22 686</b>                   | <b>2 131 603</b>  | <b>105 810</b>                  | <b>202 464</b>                              |
| 20 071  | 1 077                           | 34 386  | 1 641                           | 5 216                                       |
| 1 636   | 90                              | 1 165   | 35                              | 1 269                                       |
| 3 696   | 136                             | 3 872   | 110                             | 806   |
| 4 546   | 147                             | 1 560   | 36                              | 383   |
| <b>29 949</b>   | <b>1 450</b>                    | <b>40 983</b>   | <b>1 822</b>                    | <b>7 674</b>                                |
| <b>7 674 290</b>  | <b>351 497</b>                  | <b>24 593 695</b>   | <b>1 392 283</b>                | <b>2 192 935</b>                            |

**TABEL**  
**TABLE**

**1.11**

**Produksi dan Banyaknya Tanaman Manggis yang Menghasilkan Menurut Provinsi 2013**  
**Production and Number of Harvested Plant of Mangosteen by Province 2013**

| Provinsi<br>Province            | Triwulan I / Quarter I  |                                 | Triwulan II / Quarter II  |                                 |
|---------------------------------|---|---------------------------------|---|---------------------------------|
|                                 | Tanaman yang<br>Menghasilkan<br>Harvested Plant<br>(Pohon/Tree) | Produksi<br>Production<br>(ton) | Tanaman yang<br>Menghasilkan<br>Harvested Plant<br>(Pohon/Tree) | Produksi<br>Production<br>(ton) |
| (1)                             | (2)   | (3)                             | (4)   | (5)                             |
| 1 Aceh                          | 8 233   | 322                             | 6 555   | 250                             |
| 2 Sumatera Utara                | 29 601  | 1 813                           | 33 915  | 2 000                           |
| 3 Sumatera Barat                | 26 007  | 1 271                           | 32 873  | 1 207                           |
| 4 R i a u                       | 20 334  | 277                             | 21 388  | 225                             |
| 5 Kepulauan Riau                | 3 990   | 68                              | 1 378   | 14                              |
| 6 J a m b i                     | 17 334  | 367                             | 5 324   | 108                             |
| 7 Sumatera Selatan              | 13 272  | 339                             | 2 132   | 44                              |
| 8 Bangka Belitung               | 16 858  | 573                             | 1 910   | 60                              |
| 9 Bengkulu                      | 29 965  | 1 877                           | 10 587  | 874                             |
| 10 Lampung                      | 34 403  | 2 486                           | 26 359  | 281                             |
| <b>SUMATERA</b>                 | <b>199 997</b>  | <b>9 393</b>                    | <b>142 421</b>  | <b>5 063</b>                    |
| 11 DKI Jakarta                  | -   | -                               | -   | -                               |
| 12 Jawa Barat                   | 484 437   | 25 660                          | 35 449  | 1 108                           |
| 13 B a n t e n                  | 185 978   | 16 576                          | 23 173  | 1 886                           |
| 14 Jawa Tengah                  | 160 217   | 8 739                           | 31 034  | 1 062                           |
| 15 DI Yogyakarta                | 19 011  | 688                             | 3 887   | 358                             |
| 16 Jawa Timur                   | 159 932   | 10 766                          | 16 279  | 521                             |
| <b>JAWA</b>                     | <b>1 009 575</b>  | <b>62 429</b>                   | <b>109 822</b>  | <b>4 935</b>                    |
| 17 B a l i                      | 93 647  | 2 547                           | 16 727  | 430                             |
| 18 Nusa Tenggara Barat          | 25 361  | 463                             | 2 522   | 126                             |
| 19 Nusa Tenggara Timur          | 486   | 16                              | 405   | 5                               |
| <b>BALI &amp; NUSA TENGGARA</b> | <b>119 494</b>  | <b>3 026</b>                    | <b>19 654</b>   | <b>561</b>                      |
| 20 Kalimantan Barat             | 10 559  | 286                             | 9 159   | 135                             |
| 21 Kalimantan Tengah            | 16 132  | 468                             | 6 924   | 82                              |
| 22 Kalimantan Selatan           | 6 474   | 314                             | 13 142  | 188                             |
| 23 Kalimantan Timur             | 4 584   | 103                             | 1 040   | 23                              |
| <b>KALIMANTAN</b>               | <b>37 749</b>   | <b>1 171</b>                    | <b>30 265</b>   | <b>428</b>                      |
| 24 Sulawesi Utara               | 2 319   | 118                             | 817   | 63                              |
| 25 Gorontalo                    | -   | -                               | -   | -                               |
| 26 Sulawesi Tengah              | 10 240  | 593                             | 4 301   | 148                             |
| 27 Sulawesi Selatan             | 94 757  | 6 135                           | 13 207  | 360                             |
| 28 Sulawesi Barat               | 4 941   | 456                             | 6 148   | 550                             |
| 29 Sulawesi Tenggara            | 1 219   | 50                              | 683   | 47                              |
| <b>SULAWESI</b>                 | <b>113 476</b>  | <b>7 352</b>                    | <b>25 156</b>   | <b>1 168</b>                    |
| 30 M a l u k u                  | 5 238   | 103                             | 3 952   | 78                              |
| 31 Maluku Utara                 | 4 226   | 326                             | 3 131   | 313                             |
| 32 P a p u a                    | 12  | 1                               | 24  | 1                               |
| 33 Papua Barat                  | 42  | 2                               | 50  | 1                               |
| <b>MALUKU &amp; PAPUA</b>       | <b>9 518</b>  | <b>432</b>                      | <b>7 157</b>  | <b>393</b>                      |
| <b>INDONESIA</b>                | <b>1 489 809</b>  | <b>83 803</b>                   | <b>334 475</b>  | <b>12 548</b>                   |

Lanjutan Tabel/Continued Table 1.11

| Triwulan III / Quarter III                                      |                                 | Triwulan IV / Quarter IV  |                                 | Total Produksi<br>Total Production<br>(ton) |
|---|---------------------------------|---|---------------------------------|---|
| Tanaman yang<br>Menghasilkan<br>Harvested Plant<br>(Pohon/Tree) | Produksi<br>Production<br>(ton) | Tanaman yang<br>Menghasilkan<br>Harvested Plant<br>(Pohon/Tree) | Produksi<br>Production<br>(ton) |   |
| (6)   | (7)                             | (8)   | (9)                             | (10)  |
| 11 244  | 415                             | 10 584  | 402                             | 1 389                                       |
| 41 128  | 2 831                           | 79 186  | 5 692                           | 12 336                                      |
| 44 260  | 1 964                           | 131 433   | 7 510                           | 11 952                                      |
| 23 087  | 239                             | 144 827   | 2 866                           | 3 607                                       |
| 553   | 15                              | 2 810   | 63                              | 160   |
| 7 279   | 141                             | 25 303  | 894                             | 1 510                                       |
| 5 995   | 117                             | 11 857  | 198                             | 698   |
| -   | -                               | 1 542   | 75                              | 708   |
| 9 079   | 324                             | 18 707  | 518                             | 3 593                                       |
| 33 117  | 476                             | 33 427  | 472                             | 3 715                                       |
| <b>175 742</b>  | <b>6 522</b>                    | <b>459 676</b>  | <b>18 690</b>                   | <b>39 668</b>                               |
| -   | -                               | 3   | 0                               | 0   |
| 9 169   | 329                             | 154 358   | 2 656                           | 29 753                                      |
| 35 590  | 1 363                           | 30 042  | 1 278                           | 21 103                                      |
| 14 261  | 159                             | 34 299  | 560                             | 10 520                                      |
| -   | -                               | 17 063  | 742                             | 1 788                                       |
| 17 321  | 800                             | 50 534  | 2 332                           | 14 419                                      |
| <b>76 341</b>   | <b>2 651</b>                    | <b>286 299</b>  | <b>7 568</b>                    | <b>77 583</b>                               |
| 25 832  | 397                             | 33 806  | 844                             | 4 218                                       |
| 14 464  | 940                             | 39 941  | 2 026                           | 3 555                                       |
| 172   | 2                               | 552   | 7                               | 30  |
| <b>40 468</b>   | <b>1 339</b>                    | <b>74 299</b>   | <b>2 877</b>                    | <b>7 803</b>                                |
| 7 102   | 104                             | 18 135  | 445                             | 970   |
| 13 630  | 423                             | 14 993  | 478                             | 1 451                                       |
| 5 210   | 90                              | 4 020   | 130                             | 722   |
| 395   | 13                              | 1 140   | 24                              | 163   |
| <b>26 337</b>   | <b>630</b>                      | <b>38 288</b>   | <b>1 077</b>                    | <b>3 306</b>                                |
| 11 868  | 191                             | 4 545   | 266                             | 638   |
| -   | -                               | -   | -                               | -   |
| 3 990   | 146                             | 5 809   | 127                             | 1 014                                       |
| 12 860  | 424                             | 19 968  | 539                             | 7 458                                       |
| 627   | 25                              | 1 350   | 111                             | 1 142                                       |
| 102   | 5                               | 563   | 22                              | 124   |
| <b>29 447</b>   | <b>791</b>                      | <b>32 235</b>   | <b>1 065</b>                    | <b>10 376</b>                               |
| 1 543   | 16                              | 2 011   | 30                              | 227   |
| -   | -                               | -   | -                               | 639   |
| 24  | 1                               | 24  | -                               | 3   |
| 30  | 0                               | -   | -                               | 3   |
| <b>1 597</b>  | <b>17</b>                       | <b>2 035</b>  | <b>30</b>                       | <b>872</b>                                  |
| <b>349 932</b>  | <b>11 950</b>                   | <b>892 832</b>  | <b>31 307</b>                   | <b>139 608</b>                              |

**TABEL**  
**TABLE**

1.12

**Produksi dan Banyaknya Tanaman Markisa yang Menghasilkan Menurut Provinsi 2013**  
*Production and Number of Harvested Plant of Marquisa by Province 2013*

| Provinsi<br>Province            | Triwulan I / Quarter I  |                                 | Triwulan II / Quarter II  |                                 |
|---------------------------------|---|---------------------------------|---|---------------------------------|
|                                 | Tanaman yang<br>Menghasilkan<br>Harvested Plant<br>(Pohon/Tree) | Produksi<br>Production<br>(ton) | Tanaman yang<br>Menghasilkan<br>Harvested Plant<br>(Pohon/Tree) | Produksi<br>Production<br>(ton) |
| (1)                             | (2)   | (3)                             | (4)   | (5)                             |
| 1 Aceh                          | 2 136   | 61                              | 3 351   | 118                             |
| 2 Sumatera Utara                | 27 189  | 360                             | 103 310   | 1 153                           |
| 3 Sumatera Barat                | 1 040 167   | 26 114                          | 1 027 944   | 25 788                          |
| 4 R i a u                       | 98  | 1                               | 92  | 1                               |
| 5 Kepulauan Riau                | 930   | 3                               | 71  | 2                               |
| 6 J a m b i                     | 219   | 3                               | 135   | 1                               |
| 7 Sumatera Selatan              | 1 789   | 9                               | 1 704   | 6                               |
| 8 Bangka Belitung               | -   | -                               | 5   | 0                               |
| 9 Bengkulu                      | 212   | 5                               | 120   | 3                               |
| 10 Lampung                      | 454   | 9                               | 331   | 6                               |
| <b>SUMATERA</b>                 | <b>1 073 194</b>  | <b>26 565</b>                   | <b>1 137 063</b>  | <b>27 078</b>                   |
| 11 DKI Jakarta                  | -   | -                               | -   | -                               |
| 12 Jawa Barat                   | 1 339   | 16                              | 976   | 12                              |
| 13 B a n t e n                  | 243   | 2                               | 235   | 2                               |
| 14 Jawa Tengah                  | 5 052   | 56                              | 2 692   | 34                              |
| 15 DI Yogyakarta                | 5 066   | 56                              | 1 535   | 10                              |
| 16 Jawa Timur                   | 998   | 25                              | 704   | 11                              |
| <b>JAWA</b>                     | <b>12 698</b>   | <b>155</b>                      | <b>6 142</b>  | <b>69</b>                       |
| 17 B a l i                      | 5 795   | 34                              | 3 064   | 58                              |
| 18 Nusa Tenggara Barat          | 80  | 0                               | 28  | 0                               |
| 19 Nusa Tenggara Timur          | 671   | 13                              | 951   | 17                              |
| <b>BALI &amp; NUSA TENGGARA</b> | <b>6 546</b>  | <b>47</b>                       | <b>4 043</b>  | <b>75</b>                       |
| 20 Kalimantan Barat             | 35  | 0                               | 93  | 1                               |
| 21 Kalimantan Tengah            | 130   | 0                               | 120   | 0                               |
| 22 Kalimantan Selatan           | -   | -                               | -   | -                               |
| 23 Kalimantan Timur             | -   | -                               | 5   | -                               |
| <b>KALIMANTAN</b>               | <b>165</b>  | <b>0</b>                        | <b>218</b>  | <b>1</b>                        |
| 24 Sulawesi Utara               | -   | -                               | -   | -                               |
| 25 Gorontalo                    | -   | -                               | -   | -                               |
| 26 Sulawesi Tengah              | 5   | 0                               | 6   | 0                               |
| 27 Sulawesi Selatan             | 245 878   | 5 722                           | 642 881   | 10 138                          |
| 28 Sulawesi Barat               | 9 387   | 375                             | 12 359  | 493                             |
| 29 Sulawesi Tenggara            | 300   | 3                               | 189   | 8                               |
| <b>SULAWESI</b>                 | <b>255 570</b>  | <b>6 100</b>                    | <b>655 435</b>  | <b>10 639</b>                   |
| 30 M a l u k u                  | -   | -                               | -   | -                               |
| 31 Maluku Utara                 | -   | -                               | -   | -                               |
| 32 P a p u a                    | -   | -                               | 37  | 1                               |
| 33 Papua Barat                  | -   | -                               | -   | -                               |
| <b>MALUKU &amp; PAPUA</b>       | <b>-</b>  | <b>-</b>                        | <b>37</b>   | <b>1</b>                        |
| <b>INDONESIA</b>                | <b>1 348 173</b>  | <b>32 867</b>                   | <b>1 802 938</b>  | <b>37 863</b>                   |

Lanjutan Tabel/*Continued Table 1.12*

| Triwulan III / <i>Quarter III</i>                                      |  | Triwulan IV / <i>Quarter IV</i>  |  | Total Produksi<br><i>Total Production</i><br>(ton) |
|--|--|--|--|--|
| Tanaman yang<br>Menghasilkan<br><i>Harvested Plant</i><br>(Pohon/Tree) | Produksi<br><i>Production</i><br>(ton) | Tanaman yang<br>Menghasilkan<br><i>Harvested Plant</i><br>(Pohon/Tree) | Produksi<br><i>Production</i><br>(ton) |  |
| (6)  | (7)                                    | (8)  | (9)                                    | (10)   |
| 3 386  | 126                                    | 3 314  | 113                                    | 418  |
| 118 504  | 1 271                                  | 91 342   | 1 682                                  | 4 466  |
| 1 083 911  | 26 963                                 | 970 218  | 24 655                                 | 103 520  |
| 68   | 1                                      | 253  | 3                                      | 6  |
| 3  |  | 1 003  | 4                                      | 9  |
| 135  | 3                                      | 289  | 3                                      | 10   |
| 1 180  | 5                                      | 1 821  | 14                                     | 34   |
| -  | -                                      | 20   | 0                                      |  |
| 134  | 2                                      | 208  | 3                                      | 13   |
| 418  | 8                                      | 1 193  | 13                                     | 36   |
| <b>1 207 739</b>   | <b>28 379</b>                          | <b>1 069 661</b>   | <b>26 490</b>                          | <b>108 512</b>                                     |
| -  | -                                      | -  | -                                      | -  |
| 959  | 9                                      | 1 737  | 18                                     | 55   |
| 300  | 2                                      | 349  | 4                                      | 10   |
| 2 682  | 33                                     | 4 802  | 63                                     | 186  |
| 629  | 3                                      | 7 300  | 210                                    | 279  |
| 561  | 8                                      | 10 588   | 341                                    | 385  |
| <b>5 131</b>   | <b>55</b>                              | <b>24 776</b>  | <b>636</b>                             | <b>915</b>   |
| 3 296  | 22                                     | 4 045  | 24                                     | 138  |
| 5  | 0                                      | 78   | 0                                      | 0  |
| 1 929  | 55                                     | 1 204  | 28                                     | 113  |
| <b>5 230</b>   | <b>77</b>                              | <b>5 327</b>   | <b>52</b>                              | <b>251</b>   |
| 65   | 1                                      | 96   | 1                                      | 3  |
| 110  | 0                                      | 90   | 0                                      | 0  |
| -  | -                                      | -  | -                                      | -  |
| 5  |  | -  | -                                      |  |
| <b>180</b>   | <b>1</b>                               | <b>186</b>   | <b>1</b>                               | <b>3</b>   |
| -  | -                                      | -  | -                                      | -  |
| -  | -                                      | -  | -                                      | -  |
| 11   | 0                                      | 20   | 0                                      | 0  |
| 439 897  | 6 334                                  | 632 364  | 7 928                                  | 30 122   |
| 7 450  | 298                                    | 5 000  | 200                                    | 1 366  |
| 224  | 9                                      | 120  | 5                                      | 25   |
| <b>447 582</b>   | <b>6 641</b>                           | <b>637 504</b>   | <b>8 133</b>                           | <b>31 513</b>                                      |
| -  | -                                      | -  | -                                      | -  |
| -  | -                                      | -  | -                                      | -  |
| -  | -                                      | 37   | 0                                      | 1  |
| -  | -                                      | -  | -                                      | -  |
| -  | -                                      | <b>37</b>  | <b>0</b>                               | <b>1</b>   |
| <b>1 665 862</b>   | <b>35 153</b>                          | <b>1 737 491</b>   | <b>35 312</b>                          | <b>141 195</b>                                     |

**TABEL**  
**TABLE**

**1.13**

**Produksi dan Banyaknya Tanaman Nangka/Cempedak yang Menghasilkan Menurut Provinsi 2013**  
**Production and Number of Harvested Plant of Jackfruit by Province 2013**

| Provinsi<br>Province            | Triwulan I / Quarter I  |                                 | Triwulan II / Quarter II  |                                 |
|---------------------------------|---|---------------------------------|---|---------------------------------|
|                                 | Tanaman yang<br>Menghasilkan<br>Harvested Plant<br>(Pohon/Tree) | Produksi<br>Production<br>(ton) | Tanaman yang<br>Menghasilkan<br>Harvested Plant<br>(Pohon/Tree) | Produksi<br>Production<br>(ton) |
| (1)                             | (2)   | (3)                             | (4)   | (5)                             |
| 1 Aceh                          | 30 218  | 1 599                           | 34 583  | 1 684                           |
| 2 Sumatera Utara                | 61 042  | 3 629                           | 57 288  | 3 358                           |
| 3 Sumatera Barat                | 56 627  | 1 785                           | 59 805  | 1 985                           |
| 4 R i a u                       | 102 498   | 2 978                           | 107 539   | 2 879                           |
| 5 Kepulauan Riau                | 22 121  | 978                             | 16 796  | 731                             |
| 6 J a m b i                     | 78 032  | 1 861                           | 73 601  | 1 678                           |
| 7 Sumatera Selatan              | 98 850  | 2 827                           | 76 983  | 2 607                           |
| 8 Bangka Belitung               | 29 274  | 2 042                           | 21 706  | 1 569                           |
| 9 Bengkulu                      | 25 370  | 1 771                           | 26 894  | 1 582                           |
| 10 Lampung                      | 188 336   | 5 961                           | 185 010   | 7 799                           |
| <b>SUMATERA</b>                 | <b>692 368</b>  | <b>25 431</b>                   | <b>660 205</b>  | <b>25 872</b>                   |
| 11 DKI Jakarta                  | 8 865   | 132                             | 8 674   | 130                             |
| 12 Jawa Barat                   | 392 207   | 17 026                          | 294 525   | 10 363                          |
| 13 B a n t e n                  | 74 660  | 3 734                           | 51 413  | 1 217                           |
| 14 Jawa Tengah                  | 515 470   | 21 150                          | 451 688   | 15 582                          |
| 15 DI Yogyakarta                | 64 354  | 4 466                           | 83 687  | 4 718                           |
| 16 Jawa Timur                   | 516 820   | 22 498                          | 309 966   | 15 154                          |
| <b>JAWA</b>                     | <b>1 572 376</b>  | <b>69 006</b>                   | <b>1 199 953</b>  | <b>47 164</b>                   |
| 17 B a l i                      | 95 060  | 3 038                           | 87 671  | 4 114                           |
| 18 Nusa Tenggara Barat          | 144 973   | 7 248                           | 201 382   | 6 281                           |
| 19 Nusa Tenggara Timur          | 136 606   | 5 336                           | 110 082   | 4 196                           |
| <b>BALI &amp; NUSA TENGGARA</b> | <b>376 639</b>  | <b>15 622</b>                   | <b>399 135</b>  | <b>14 591</b>                   |
| 20 Kalimantan Barat             | 52 578  | 1 761                           | 51 050  | 1 610                           |
| 21 Kalimantan Tengah            | 219 865   | 7 385                           | 107 208   | 2 074                           |
| 22 Kalimantan Selatan           | 105 901   | 4 047                           | 72 558  | 1 900                           |
| 23 Kalimantan Timur             | 121 452   | 4 823                           | 79 105  | 3 791                           |
| <b>KALIMANTAN</b>               | <b>499 796</b>  | <b>18 016</b>                   | <b>309 921</b>  | <b>9 375</b>                    |
| 24 Sulawesi Utara               | 4 399   | 221                             | 3 591   | 187                             |
| 25 Gorontalo                    | 6 243   | 108                             | 12 883  | 223                             |
| 26 Sulawesi Tengah              | 58 052  | 2 281                           | 52 503  | 2 438                           |
| 27 Sulawesi Selatan             | 119 337   | 4 957                           | 94 885  | 3 768                           |
| 28 Sulawesi Barat               | 30 336  | 633                             | 38 932  | 727                             |
| 29 Sulawesi Tenggara            | 29 787  | 791                             | 34 560  | 1 270                           |
| <b>SULAWESI</b>                 | <b>248 154</b>  | <b>8 991</b>                    | <b>237 354</b>  | <b>8 613</b>                    |
| 30 M a l u k u                  | 12 500  | 580                             | 9 620   | 414                             |
| 31 Maluku Utara                 | 5 442   | 323                             | 3 383   | 276                             |
| 32 P a p u a                    | 3 245   | 229                             | 4 524   | 255                             |
| 33 Papua Barat                  | 6 065   | 164                             | 2 917   | 112                             |
| <b>MALUKU &amp; PAPUA</b>       | <b>27 252</b>   | <b>1 296</b>                    | <b>20 444</b>   | <b>1 057</b>                    |
| <b>INDONESIA</b>                | <b>3 416 585</b>  | <b>138 362</b>                  | <b>2 827 012</b>  | <b>106 672</b>                  |



Lanjutan Tabel/Continued Table 1.13

| Triwulan III / Quarter III                                      |                                 | Triwulan IV / Quarter IV  |                                 | Total Produksi<br>Total Production<br>(ton) |
|---|---------------------------------|---|---------------------------------|---|
| Tanaman yang<br>Menghasilkan<br>Harvested Plant<br>(Pohon/Tree) | Produksi<br>Production<br>(ton) | Tanaman yang<br>Menghasilkan<br>Harvested Plant<br>(Pohon/Tree) | Produksi<br>Production<br>(ton) |   |
| (6)   | (7)                             | (8)   | (9)                             | (10)  |
| 41 636  | 2 173                           | 37 462  | 1 984                           | 7 440                                       |
| 66 131  | 3 937                           | 69 058  | 3 952                           | 14 876                                      |
| 57 197  | 1 626                           | 63 115  | 2 226                           | 7 622                                       |
| 103 208   | 2 614                           | 120 086   | 2 993                           | 11 464                                      |
| 20 259  | 898                             | 24 802  | 1 064                           | 3 671                                       |
| 79 255  | 1 799                           | 98 672  | 3 404                           | 8 742                                       |
| 74 306  | 2 895                           | 95 390  | 3 425                           | 11 754                                      |
| 8 869   | 553                             | 23 004  | 771                             | 4 935                                       |
| 27 745  | 997                             | 22 879  | 656                             | 5 006                                       |
| 174 364   | 4 939                           | 192 344   | 6 924                           | 25 623                                      |
| <b>652 970</b>  | <b>22 431</b>                   | <b>746 812</b>  | <b>27 399</b>                   | <b>101 133</b>                              |
| 10 468  | 171                             | 10 352  | 216                             | 649   |
| 309 308   | 10 192                          | 446 626   | 17 194                          | 54 775                                      |
| 45 431  | 1 328                           | 57 316  | 1 266                           | 7 545                                       |
| 526 159   | 20 615                          | 803 039   | 29 173                          | 86 520                                      |
| 105 583   | 5 088                           | 213 607   | 12 442                          | 26 714                                      |
| 364 972   | 15 988                          | 1 054 292   | 51 749                          | 105 389                                     |
| <b>1 361 921</b>  | <b>53 382</b>                   | <b>2 585 232</b>  | <b>112 040</b>                  | <b>281 592</b>                              |
| 386 470   | 10 735                          | 254 270   | 15 132                          | 33 019                                      |
| 432 773   | 17 064                          | 391 550   | 17 504                          | 48 097                                      |
| 202 770   | 5 960                           | 215 271   | 7 202                           | 22 694                                      |
| <b>1 022 013</b>  | <b>33 759</b>                   | <b>861 091</b>  | <b>39 838</b>                   | <b>103 810</b>                              |
| 44 410  | 1 118                           | 83 976  | 2 679                           | 7 168                                       |
| 104 541   | 2 873                           | 199 575   | 6 023                           | 18 355                                      |
| 72 149  | 2 243                           | 122 971   | 3 382                           | 11 572                                      |
| 78 630  | 3 686                           | 83 187  | 4 615                           | 16 915                                      |
| <b>299 730</b>  | <b>9 920</b>                    | <b>489 709</b>  | <b>16 699</b>                   | <b>54 010</b>                               |
| 15 613  | 441                             | 9 500   | 568                             | 1 417                                       |
| 11 181  | 175                             | 13 597  | 202                             | 708   |
| 53 898  | 3 161                           | 56 263  | 2 335                           | 10 215                                      |
| 153 664   | 6 629                           | 162 940   | 6 657                           | 22 011                                      |
| 31 479  | 800                             | 27 566  | 748                             | 2 908                                       |
| 29 597  | 861                             | 48 699  | 1 741                           | 4 663                                       |
| <b>295 432</b>  | <b>12 067</b>                   | <b>318 565</b>  | <b>12 251</b>                   | <b>41 922</b>                               |
| 9 013   | 371                             | 16 752  | 786                             | 2 151                                       |
| 463   | 25                              | 115   | 8                               | 632   |
| 1 583   | 77                              | 2 037   | 54                              | 615   |
| 3 090   | 135                             | 2 066   | 90                              | 501   |
| <b>14 149</b>   | <b>608</b>                      | <b>20 970</b>   | <b>938</b>                      | <b>3 899</b>                                |
| <b>3 646 215</b>  | <b>132 167</b>                  | <b>5 022 379</b>  | <b>209 165</b>                  | <b>586 366</b>                              |

TABEL  
TABLE

1.14

**Produksi dan Banyaknya Tanaman Nenas yang Menghasilkan Menurut Provinsi 2013**  
**Production and Number of Harvested Plant of Pineapple by Province 2013**

| Provinsi<br>Province            | Triwulan I / Quarter I  |                                 | Triwulan II / Quarter II  |                                 |
|---------------------------------|---|---------------------------------|---|---------------------------------|
|                                 | Tanaman yang<br>Menghasilkan<br>Harvested Plant<br>(rumpun/clump) | Produksi<br>Production<br>(ton) | Tanaman yang<br>Menghasilkan<br>Harvested Plant<br>(rumpun/clump) | Produksi<br>Production<br>(ton) |
| (1)                             | (2)   | (3)                             | (4)   | (5)                             |
| 1 Aceh                          | 40 305  | 101                             | 44 550  | 101                             |
| 2 Sumatera Utara                | 16 036 459  | 72 092                          | 12 278 143  | 50 545                          |
| 3 Sumatera Barat                | 48 301  | 78                              | 46 994  | 78                              |
| 4 R i a u                       | 22 714 807  | 23 886                          | 20 097 559  | 61 638                          |
| 5 Kepulauan Riau                | 36 730  | 107                             | 115 715   | 285                             |
| 6 J a m b i                     | 7 906 621   | 39 318                          | 6 897 826   | 34 350                          |
| 7 Sumatera Selatan              | 13 459 044  | 19 728                          | 9 328 218   | 13 713                          |
| 8 Bangka Belitung               | 1 870 390   | 4 937                           | 1 591 525   | 4 452                           |
| 9 Bengkulu                      | 22 668  | 80                              | 31 827  | 83                              |
| 10 Lampung                      | 112 571 466   | 113 738                         | 166 143 454   | 295 872                         |
| <b>SUMATERA</b>                 | <b>174 706 791</b>  | <b>274 065</b>                  | <b>216 575 811</b>  | <b>461 117</b>                  |
| 11 DKI Jakarta                  | -   | -                               | -   | -                               |
| 12 Jawa Barat                   | 10 135 361  | 18 914                          | 8 562 720   | 17 643                          |
| 13 B a n t e n                  | 56 601  | 200                             | 46 389  | 111                             |
| 14 Jawa Tengah                  | 9 373 050   | 37 319                          | 7 715 722   | 30 696                          |
| 15 DI Yogyakarta                | 59 341  | 163                             | 58 771  | 93                              |
| 16 Jawa Timur                   | 3 484 310   | 3 966                           | 46 447 203  | 51 224                          |
| <b>JAWA</b>                     | <b>23 108 663</b>   | <b>60 562</b>                   | <b>62 830 805</b>   | <b>99 767</b>                   |
| 17 B a l i                      | 63 148  | 97                              | 24 949  | 62                              |
| 18 Nusa Tenggara Barat          | 2 474 672   | 4 360                           | 3 977 195   | 11 059                          |
| 19 Nusa Tenggara Timur          | 657 019   | 1 057                           | 608 415   | 1 479                           |
| <b>BALI &amp; NUSA TENGGARA</b> | <b>3 194 839</b>  | <b>5 514</b>                    | <b>4 610 559</b>  | <b>12 600</b>                   |
| 20 Kalimantan Barat             | 13 029 721  | 18 126                          | 12 803 508  | 31 276                          |
| 21 Kalimantan Tengah            | 1 641 660   | 2 058                           | 2 087 035   | 3 006                           |
| 22 Kalimantan Selatan           | 1 155 268   | 5 040                           | 1 152 866   | 2 347                           |
| 23 Kalimantan Timur             | 1 985 978   | 4 084                           | 3 035 245   | 7 604                           |
| <b>KALIMANTAN</b>               | <b>17 812 627</b>   | <b>29 308</b>                   | <b>19 078 654</b>   | <b>44 233</b>                   |
| 24 Sulawesi Utara               | 42 122  | 137                             | 75 130  | 221                             |
| 25 Gorontalo                    | 30 661  | 33                              | 57 054  | 59                              |
| 26 Sulawesi Tengah              | 173 108   | 269                             | 168 513   | 260                             |
| 27 Sulawesi Selatan             | 223 688   | 633                             | 139 716   | 416                             |
| 28 Sulawesi Barat               | 208 955   | 326                             | 89 165  | 212                             |
| 29 Sulawesi Tenggara            | 199 734   | 281                             | 215 137   | 326                             |
| <b>SULAWESI</b>                 | <b>878 268</b>  | <b>1 679</b>                    | <b>744 715</b>  | <b>1 494</b>                    |
| 30 M a l u k u                  | 98 430  | 138                             | 65 820  | 119                             |
| 31 Maluku Utara                 | 7 850   | 24                              | 6 375   | 23                              |
| 32 P a p u a                    | 27 203  | 53                              | 19 369  | 37                              |
| 33 Papua Barat                  | 13 182  | 18                              | 6 649   | 10                              |
| <b>MALUKU &amp; PAPUA</b>       | <b>146 665</b>  | <b>233</b>                      | <b>98 213</b>   | <b>189</b>                      |
| <b>INDONESIA</b>                | <b>219 847 853</b>  | <b>371 361</b>                  | <b>303 938 757</b>  | <b>619 400</b>                  |

Lanjutan Tabel/Continued Table 1.14

| Triwulan III / Quarter III                                      |                                 | Triwulan IV / Quarter IV  |                                 | Total Produksi<br>Total Production<br>(ton) |
|---|---------------------------------|---|---------------------------------|---|
| Tanaman yang<br>Menghasilkan<br>Harvested Plant<br>(Pohon/Tree) | Produksi<br>Production<br>(ton) | Tanaman yang<br>Menghasilkan<br>Harvested Plant<br>(Pohon/Tree) | Produksi<br>Production<br>(ton) |   |
| (6)   | (7)                             | (8)   | (9)                             | (10)  |
| 59 093  | 131                             | 101 311   | 162                             | 495   |
| 10 214 648  | 40 157                          | 13 954 133  | 65 342                          | 228 136                                     |
| 45 280  | 75                              | 46 589  | 80                              | 311   |
| 4 481 196   | 6 582                           | 2 358 488   | 4 066                           | 96 172                                      |
| 134 043   | 298                             | 392 974   | 1 019                           | 1 709                                       |
| 6 300 213   | 31 357                          | 10 293 043  | 51 344                          | 156 369                                     |
| 7 595 779   | 11 271                          | 8 481 282   | 13 175                          | 57 887                                      |
| 1 555 815   | 4 437                           | 1 617 594   | 1 742                           | 15 568                                      |
| 44 554  | 96                              | 41 658  | 60                              | 319   |
| 142 717 127   | 147 987                         | 164 854 950   | 165 023                         | 722 620                                     |
| <b>173 147 748</b>  | <b>242 391</b>                  | <b>202 142 022</b>  | <b>302 013</b>                  | <b>1 279 586</b>                            |
| -   | -                               | -   | -                               | -   |
| 15 390 336  | 24 216                          | 18 259 816  | 34 242                          | 95 015                                      |
| 33 604  | 81                              | 40 384  | 76                              | 468   |
| 9 393 850   | 36 845                          | 7 532 112   | 8 232                           | 113 092                                     |
| 83 013  | 237                             | 40 563  | 143                             | 636   |
| 105 627 464   | 105 679                         | 20 449 093  | 36 296                          | 197 165                                     |
| <b>130 528 267</b>  | <b>167 058</b>                  | <b>46 321 968</b>   | <b>78 989</b>                   | <b>406 376</b>                              |
| 49 639  | 88                              | 144 745   | 216                             | 463   |
| 2 730 224   | 3 931                           | 5 355 520   | 24 449                          | 43 799                                      |
| 845 659   | 1 788                           | 1 142 518   | 2 464                           | 6 788                                       |
| <b>3 625 522</b>  | <b>5 807</b>                    | <b>6 642 783</b>  | <b>27 129</b>                   | <b>51 050</b>                               |
| 15 539 463  | 23 677                          | 10 742 713  | 17 491                          | 90 570                                      |
| 2 070 132   | 2 510                           | 1 840 669   | 2 160                           | 9 734                                       |
| 1 153 706   | 1 259                           | 1 532 873   | 2 303                           | 10 949                                      |
| 3 009 788   | 7 668                           | 3 450 268   | 7 375                           | 26 731                                      |
| <b>21 773 089</b>   | <b>35 114</b>                   | <b>17 566 523</b>   | <b>29 329</b>                   | <b>137 984</b>                              |
| 227 862   | 450                             | 170 841   | 427                             | 1 235                                       |
| 57 079  | 61                              | 50 588  | 52                              | 205   |
| 163 899   | 294                             | 179 034   | 279                             | 1 102                                       |
| 178 731   | 401                             | 251 120   | 559                             | 2 009                                       |
| 45 839  | 85                              | 84 483  | 202                             | 825   |
| 215 732   | 415                             | 330 835   | 714                             | 1 736                                       |
| <b>889 142</b>  | <b>1 706</b>                    | <b>1 066 901</b>  | <b>2 233</b>                    | <b>7 112</b>                                |
| 40 110  | 70                              | 77 626  | 126                             | 453   |
| 1 244   | 5                               | 230   | 1                               | 53  |
| 14 278  | 19                              | 16 467  | 27                              | 136   |
| 4 565   | 7                               | 7 864   | 21                              | 56  |
| <b>60 197</b>   | <b>101</b>                      | <b>102 187</b>  | <b>175</b>                      | <b>698</b>                                  |
| <b>330 023 965</b>  | <b>452 177</b>                  | <b>273 842 384</b>  | <b>439 868</b>                  | <b>1 882 806</b>                            |

**TABEL**  
**TABLE**

**1.15**

**Produksi dan Banyaknya Tanaman Pepaya yang Menghasilkan Menurut Provinsi 2013**  
*Production and Number of Harvested Plant of Papaya by Province 2013*

| Provinsi<br><i>Province</i>     | Triwulan I / <i>Quarter I</i>  |  | Triwulan II / <i>Quarter II</i>  |  |
|---------------------------------|--|--|--|--|
|                                 | Tanaman yang<br>Menghasilkan<br><i>Harvested Plant</i><br>(Pohon/Tree) | Produksi<br><i>Production</i><br>(ton) | Tanaman yang<br>Menghasilkan<br><i>Harvested Plant</i><br>(Pohon/Tree) | Produksi<br><i>Production</i><br>(ton) |
| (1)                             | (2)  | (3)                                    | (4)  | (5)                                    |
| 1 Aceh                          | 101 409  | 2 348                                  | 114 730  | 2 569                                  |
| 2 Sumatera Utara                | 250 725  | 7 060                                  | 286 045  | 7 663                                  |
| 3 Sumatera Barat                | 156 747  | 3 795                                  | 155 886  | 3 682                                  |
| 4 R i a u                       | 195 557  | 5 100                                  | 208 245  | 6 115                                  |
| 5 Kepulauan Riau                | 25 655   | 417                                    | 26 773   | 516                                    |
| 6 J a m b i                     | 284 413  | 6 807                                  | 156 016  | 1 421                                  |
| 7 Sumatera Selatan              | 102 241  | 2 652                                  | 93 614   | 1 436                                  |
| 8 Bangka Belitung               | 20 428   | 472                                    | 24 111   | 473                                    |
| 9 Bengkulu                      | 58 856   | 2 484                                  | 64 837   | 2 487                                  |
| 10 Lampung                      | 1 836 430  | 27 292                                 | 1 841 255  | 25 046                                 |
| <b>SUMATERA</b>                 | <b>3 032 461</b>   | <b>58 427</b>                          | <b>2 971 512</b>   | <b>51 408</b>                          |
| 11 DKI Jakarta                  | 12 649   | 377                                    | 12 447   | 290                                    |
| 12 Jawa Barat                   | 864 257  | 19 128                                 | 799 906  | 14 518                                 |
| 13 B a n t e n                  | 131 917  | 3 899                                  | 129 096  | 2 371                                  |
| 14 Jawa Tengah                  | 1 755 854  | 59 341                                 | 1 728 131  | 26 238                                 |
| 15 DI Yogyakarta                | 113 630  | 3 000                                  | 116 821  | 3 286                                  |
| 16 Jawa Timur                   | 2 690 870  | 75 686                                 | 2 593 954  | 57 196                                 |
| <b>JAWA</b>                     | <b>5 569 177</b>   | <b>161 431</b>                         | <b>5 380 355</b>   | <b>103 899</b>                         |
| 17 B a l i                      | 145 318  | 2 013                                  | 151 467  | 2 272                                  |
| 18 Nusa Tenggara Barat          | 152 557  | 1 981                                  | 143 739  | 1 704                                  |
| 19 Nusa Tenggara Timur          | 686 430  | 10 565                                 | 751 204  | 13 522                                 |
| <b>BALI &amp; NUSA TENGGARA</b> | <b>984 305</b>   | <b>14 559</b>                          | <b>1 046 410</b>   | <b>17 498</b>                          |
| 20 Kalimantan Barat             | 221 173  | 3 430                                  | 226 160  | 2 679                                  |
| 21 Kalimantan Tengah            | 59 187   | 918                                    | 56 860   | 887                                    |
| 22 Kalimantan Selatan           | 72 197   | 1 206                                  | 79 444   | 1 427                                  |
| 23 Kalimantan Timur             | 350 850  | 4 358                                  | 334 780  | 6 315                                  |
| <b>KALIMANTAN</b>               | <b>703 407</b>   | <b>9 912</b>                           | <b>697 244</b>   | <b>11 308</b>                          |
| 24 Sulawesi Utara               | 25 216   | 711                                    | 39 226   | 1 227                                  |
| 25 Gorontalo                    | 12 741   | 107                                    | 13 580   | 105                                    |
| 26 Sulawesi Tengah              | 58 396   | 1 698                                  | 42 545   | 1 273                                  |
| 27 Sulawesi Selatan             | 254 570  | 8 045                                  | 275 459  | 9 822                                  |
| 28 Sulawesi Barat               | 27 290   | 364                                    | 23 185   | 410                                    |
| 29 Sulawesi Tenggara            | 122 875  | 1 590                                  | 129 226  | 2 236                                  |
| <b>SULAWESI</b>                 | <b>501 088</b>   | <b>12 515</b>                          | <b>523 221</b>   | <b>15 073</b>                          |
| 30 M a l u k u                  | 70 899   | 2 751                                  | 72 988   | 1 842                                  |
| 31 Maluku Utara                 | 4 819  | 158                                    | 4 231  | 175                                    |
| 32 P a p u a                    | 6 923  | 219                                    | 8 149  | 250                                    |
| 33 Papua Barat                  | 12 464   | 144                                    | 11 571   | 124                                    |
| <b>MALUKU &amp; PAPUA</b>       | <b>95 105</b>  | <b>3 272</b>                           | <b>96 939</b>  | <b>2 391</b>                           |
| <b>INDONESIA</b>                | <b>10 885 543</b>  | <b>260 116</b>                         | <b>10 715 681</b>  | <b>201 577</b>                         |

Lanjutan Tabel/Continued Table 1.15

| Triwulan III / Quarter III                                      |                                 | Triwulan IV / Quarter IV  |                                 | Total Produksi<br>Total Production<br>(ton) |
|---|---------------------------------|---|---------------------------------|---|
| Tanaman yang<br>Menghasilkan<br>Harvested Plant<br>(Pohon/Tree) | Produksi<br>Production<br>(ton) | Tanaman yang<br>Menghasilkan<br>Harvested Plant<br>(Pohon/Tree) | Produksi<br>Production<br>(ton) |   |
| (6)   | (7)                             | (8)   | (9)                             | (10)  |
| 119 644   | 2 712                           | 117 315   | 2 535                           | 10 164                                      |
| 232 304   | 6 225                           | 223 394   | 6 809                           | 27 757                                      |
| 161 041   | 4 055                           | 159 315   | 4 110                           | 15 642                                      |
| 206 585   | 6 660                           | 214 372   | 1 643                           | 19 518                                      |
| 26 409  | 704                             | 55 782  | 1 555                           | 3 192                                       |
| 158 734   | 1 559                           | 258 631   | 2 893                           | 12 680                                      |
| 100 354   | 2 264                           | 80 287  | 2 315                           | 8 667                                       |
| 22 163  | 361                             | 22 131  | 298                             | 1 604                                       |
| 73 647  | 2 033                           | 78 795  | 1 661                           | 8 665                                       |
| 1 823 920   | 23 220                          | 1 894 020   | 26 237                          | 101 795                                     |
| <b>2 924 801</b>  | <b>49 793</b>                   | <b>3 104 042</b>  | <b>50 056</b>                   | <b>209 684</b>                              |
| 14 227  | 184                             | 6 939   | 82                              | 933   |
| 816 706   | 15 544                          | 908 151   | 17 249                          | 66 439                                      |
| 108 676   | 2 311                           | 78 878  | 1 887                           | 10 468                                      |
| 1 739 209   | 31 356                          | 1 636 999   | 31 963                          | 148 898                                     |
| 142 457   | 2 948                           | 125 910   | 3 430                           | 12 664                                      |
| 2 412 329   | 77 220                          | 2 229 132   | 81 687                          | 291 789                                     |
| <b>5 233 604</b>  | <b>129 563</b>                  | <b>4 986 009</b>  | <b>136 298</b>                  | <b>531 191</b>                              |
| 117 799   | 1 680                           | 120 554   | 1 904                           | 7 869                                       |
| 139 603   | 1 659                           | 135 860   | 2 293                           | 7 637                                       |
| 744 269   | 14 447                          | 623 724   | 14 247                          | 52 781                                      |
| <b>1 001 671</b>  | <b>17 786</b>                   | <b>880 138</b>  | <b>18 444</b>                   | <b>68 287</b>                               |
| 191 514   | 1 988                           | 124 191   | 1 715                           | 9 812                                       |
| 52 750  | 615                             | 56 773  | 797                             | 3 217                                       |
| 74 649  | 1 566                           | 83 924  | 1 465                           | 5 664                                       |
| 326 140   | 6 204                           | 334 356   | 4 968                           | 21 845                                      |
| <b>645 053</b>  | <b>10 373</b>                   | <b>599 244</b>  | <b>8 945</b>                    | <b>40 538</b>                               |
| 46 914  | 996                             | 39 963  | 1 534                           | 4 468                                       |
| 12 731  | 105                             | 13 289  | 108                             | 425   |
| 37 581  | 1 110                           | 30 555  | 790                             | 4 871                                       |
| 219 210   | 4 551                           | 210 632   | 8 270                           | 30 688                                      |
| 17 176  | 250                             | 11 699  | 196                             | 1 220                                       |
| 143 448   | 2 298                           | 144 763   | 2 400                           | 8 524                                       |
| <b>477 060</b>  | <b>9 310</b>                    | <b>450 901</b>  | <b>13 298</b>                   | <b>50 196</b>                               |
| 69 614  | 1 776                           | 67 770  | 2 118                           | 8 487                                       |
| 523   | 28                              | 106   | 1                               | 362   |
| 5 142   | 104                             | 4 822   | 122                             | 695   |
| 5 890   | 63                              | 5 068   | 56                              | 387   |
| <b>81 169</b>   | <b>1 971</b>                    | <b>77 766</b>   | <b>2 297</b>                    | <b>9 931</b>                                |
| <b>10 363 358</b>   | <b>218 796</b>                  | <b>10 098 100</b>   | <b>229 338</b>                  | <b>909 827</b>                              |

**TABEL**  
**TABLE**

**1.16**

**Produksi dan Banyaknya Tanaman Pisang yang Menghasilkan Menurut Provinsi 2013**

*Production and Number of Harvested Plant of Banana by Province 2013*

| Provinsi<br>Province            | Triwulan I / Quarter I  |                                 | Triwulan II / Quarter II  |                                 |
|---------------------------------|---|---------------------------------|---|---------------------------------|
|                                 | Tanaman yang<br>Menghasilkan<br>Harvested Plant<br>(rumpun/clump) | Produksi<br>Production<br>(ton) | Tanaman yang<br>Menghasilkan<br>Harvested Plant<br>(rumpun/clump) | Produksi<br>Production<br>(ton) |
| (1)                             | (2)   | (3)                             | (4)   | (5)                             |
| 1 Aceh                          | 659 942   | 9 794                           | 656 341   | 10 888                          |
| 2 Sumatera Utara                | 2 846 613   | 70 952                          | 3 019 424   | 90 962                          |
| 3 Sumatera Barat                | 1 637 629   | 31 155                          | 1 730 418   | 34 475                          |
| 4 R i a u                       | 606 800   | 4 490                           | 705 123   | 5 174                           |
| 5 Kepulauan Riau                | 63 664  | 1 362                           | 97 885  | 1 837                           |
| 6 J a m b i                     | 711 963   | 12 771                          | 699 370   | 8 167                           |
| 7 Sumatera Selatan              | 2 869 882   | 22 799                          | 2 835 556   | 21 218                          |
| 8 Bangka Belitung               | 96 678  | 1 532                           | 79 540  | 1 360                           |
| 9 Bengkulu                      | 293 005   | 9 120                           | 274 710   | 8 154                           |
| 10 Lampung                      | 7 849 293   | 166 594                         | 7 444 695   | 150 369                         |
| <b>SUMATERA</b>                 | <b>17 635 469</b>   | <b>330 569</b>                  | <b>17 543 062</b>   | <b>332 604</b>                  |
| 11 DKI Jakarta                  | 29 122  | 553                             | 28 010  | 359                             |
| 12 Jawa Barat                   | 16 586 198  | 272 900                         | 17 192 522  | 288 497                         |
| 13 B a n t e n                  | 4 560 416   | 140 966                         | 2 969 106   | 66 744                          |
| 14 Jawa Tengah                  | 15 280 727  | 171 073                         | 8 088 522   | 131 898                         |
| 15 DI Yogyakarta                | 969 984   | 16 683                          | 987 234   | 12 123                          |
| 16 Jawa Timur                   | 18 626 999  | 429 335                         | 18 611 962  | 333 093                         |
| <b>JAWA</b>                     | <b>56 053 446</b>   | <b>1 031 510</b>                | <b>47 877 356</b>   | <b>832 714</b>                  |
| 17 B a l i                      | 3 883 205   | 49 079                          | 3 838 953   | 53 535                          |
| 18 Nusa Tenggara Barat          | 1 265 531   | 18 373                          | 1 054 570   | 16 215                          |
| 19 Nusa Tenggara Timur          | 3 365 785   | 33 743                          | 2 008 044   | 33 024                          |
| <b>BALI &amp; NUSA TENGGARA</b> | <b>8 514 521</b>  | <b>101 195</b>                  | <b>6 901 567</b>  | <b>102 774</b>                  |
| 20 Kalimantan Barat             | 876 236   | 12 443                          | 1 036 922   | 14 513                          |
| 21 Kalimantan Tengah            | 430 649   | 5 763                           | 408 915   | 5 336                           |
| 22 Kalimantan Selatan           | 1 290 644   | 30 793                          | 1 097 065   | 14 286                          |
| 23 Kalimantan Timur             | 1 808 081   | 21 228                          | 1 575 003   | 34 031                          |
| <b>KALIMANTAN</b>               | <b>4 405 610</b>  | <b>70 227</b>                   | <b>4 117 905</b>  | <b>68 166</b>                   |
| 24 Sulawesi Utara               | 151 787   | 5 220                           | 184 818   | 4 131                           |
| 25 Gorontalo                    | 229 361   | 1 220                           | 192 109   | 1 164                           |
| 26 Sulawesi Tengah              | 554 327   | 12 482                          | 578 245   | 12 008                          |
| 27 Sulawesi Selatan             | 2 416 518   | 41 246                          | 2 375 672   | 44 928                          |
| 28 Sulawesi Barat               | 799 771   | 12 400                          | 699 528   | 12 155                          |
| 29 Sulawesi Tenggara            | 567 841   | 6 006                           | 553 056   | 5 544                           |
| <b>SULAWESI</b>                 | <b>4 719 605</b>  | <b>78 574</b>                   | <b>4 583 428</b>  | <b>79 930</b>                   |
| 30 M a l u k u                  | 466 694   | 11 263                          | 394 115   | 9 179                           |
| 31 Maluku Utara                 | 64 310  | 1 806                           | 46 506  | 1 361                           |
| 32 P a p u a                    | 69 422  | 1 096                           | 72 996  | 1 566                           |
| 33 Papua Barat                  | 77 282  | 694                             | 59 441  | 528                             |
| <b>MALUKU &amp; PAPUA</b>       | <b>677 708</b>  | <b>14 859</b>                   | <b>573 058</b>  | <b>12 634</b>                   |
| <b>INDONESIA</b>                | <b>92 006 359</b>   | <b>1 626 934</b>                | <b>81 596 376</b>   | <b>1 428 822</b>                |

Lanjutan Tabel/Continued Table 1.16

| Triwulan III / Quarter III  |                                 | Triwulan IV / Quarter IV  |                                 | Total Produksi<br>Total Production<br>(ton) |
|---|---------------------------------|---|---------------------------------|---|
| Tanaman yang<br>Menghasilkan<br>Harvested Plant<br>(rumpun/clump) | Produksi<br>Production<br>(ton) | Tanaman yang<br>Menghasilkan<br>Harvested Plant<br>(rumpun/clump) | Produksi<br>Production<br>(ton) |   |
| (6)   | (7)                             | (8)   | (9)                             | (10)  |
| 694 655   | 14 051                          | 851 989   | 15 753                          | 50 486                                      |
| 2 760 096   | 100 462                         | 2 420 949   | 79 922                          | 342 298                                     |
| 1 731 533   | 36 054                          | 1 783 858   | 34 911                          | 136 595                                     |
| 632 089   | 4 464                           | 753 543   | 5 558                           | 19 686                                      |
| 113 750   | 1 478                           | 97 244  | 1 220                           | 5 897                                       |
| 580 352   | 8 417                           | 491 520   | 7 702                           | 37 057                                      |
| 2 697 415   | 27 600                          | 2 754 544   | 37 515                          | 109 132                                     |
| 78 267  | 944                             | 86 200  | 1 057                           | 4 893                                       |
| 307 432   | 5 086                           | 321 572   | 3 615                           | 25 975                                      |
| 5 933 435   | 171 839                         | 12 158 260  | 449 478                         | 938 280                                     |
| <b>15 529 024</b>   | <b>370 395</b>                  | <b>21 719 679</b>   | <b>636 731</b>                  | <b>1 670 299</b>                            |
| 99 766  | 562                             | 92 709  | 465                             | 1 939                                       |
| 14 923 216  | 243 362                         | 18 473 632  | 290 566                         | 1 095 325                                   |
| 2 837 936   | 51 617                          | 2 323 243   | 56 182                          | 315 509                                     |
| 7 641 859   | 119 013                         | 8 485 081   | 139 001                         | 560 985                                     |
| 966 981   | 11 647                          | 934 560   | 16 397                          | 56 850                                      |
| 15 907 902  | 316 649                         | 19 593 942  | 448 299                         | 1 527 376                                   |
| <b>42 377 660</b>   | <b>742 850</b>                  | <b>49 903 167</b>   | <b>950 910</b>                  | <b>3 557 984</b>                            |
| 3 547 793   | 59 130                          | 3 750 083   | 53 508                          | 215 252                                     |
| 1 110 760   | 12 371                          | 689 825   | 11 725                          | 58 684                                      |
| 5 195 556   | 36 841                          | 1 734 081   | 32 441                          | 136 049                                     |
| <b>9 854 109</b>  | <b>108 342</b>                  | <b>6 173 989</b>  | <b>97 674</b>                   | <b>409 985</b>                              |
| 1 129 230   | 14 506                          | 1 729 598   | 17 659                          | 59 121                                      |
| 382 904   | 4 990                           | 476 633   | 6 432                           | 22 521                                      |
| 1 016 259   | 13 663                          | 1 265 373   | 12 642                          | 71 384                                      |
| 2 310 824   | 31 717                          | 1 322 202   | 14 820                          | 101 796                                     |
| <b>4 839 217</b>  | <b>64 876</b>                   | <b>4 793 806</b>  | <b>51 553</b>                   | <b>254 822</b>                              |
| 219 931   | 4 181                           | 234 006   | 7 646                           | 21 178                                      |
| 167 433   | 1 584                           | 164 823   | 1 085                           | 5 053                                       |
| 545 270   | 14 340                          | 549 662   | 12 881                          | 51 711                                      |
| 2 175 513   | 37 760                          | 2 213 086   | 61 420                          | 185 354                                     |
| 521 185   | 9 380                           | 693 074   | 16 071                          | 50 006                                      |
| 608 199   | 5 644                           | 681 592   | 6 832                           | 24 026                                      |
| <b>4 237 531</b>  | <b>72 889</b>                   | <b>4 536 243</b>  | <b>105 935</b>                  | <b>337 328</b>                              |
| 384 962   | 10 194                          | 374 241   | 9 132                           | 39 768                                      |
| 1 947   | 60                              | 610   | 5                               | 3 232                                       |
| 57 719  | 703                             | 62 855  | 623                             | 3 988                                       |
| 24 164  | 387                             | 15 235  | 275                             | 1 884                                       |
| <b>468 792</b>  | <b>11 344</b>                   | <b>452 941</b>  | <b>10 035</b>                   | <b>48 872</b>                               |
| <b>77 306 333</b>   | <b>1 370 696</b>                | <b>87 579 825</b>   | <b>1 852 838</b>                | <b>6 279 290</b>                            |

TABEL  
TABLE

1.17

Produksi dan Banyaknya Tanaman Rambutan yang Menghasilkan Menurut Provinsi  
2013

## Production and Number of Harvested Plant of Rambutan by Province 2013

| Provinsi<br>Province            | Triwulan I / Quarter I  |                                 | Triwulan II / Quarter II  |                                 |
|---------------------------------|---|---------------------------------|---|---------------------------------|
|                                 | Tanaman yang<br>Menghasilkan<br>Harvested Plant<br>(Pohon/Tree) | Produksi<br>Production<br>(ton) | Tanaman yang<br>Menghasilkan<br>Harvested Plant<br>(Pohon/Tree) | Produksi<br>Production<br>(ton) |
| (1)                             | (2)   | (3)                             | (4)   | (5)                             |
| 1 Aceh                          | 136 610   | 2 872                           | 84 396  | 3 003                           |
| 2 Sumatera Utara                | 55 608  | 3 040                           | 54 693  | 3 627                           |
| 3 Sumatera Barat                | 60 422  | 2 435                           | 90 260  | 3 425                           |
| 4 R i a u                       | 71 988  | 963                             | 108 097   | 1 093                           |
| 5 Kepulauan Riau                | 2 335   | 36                              | 79 904  | 880                             |
| 6 J a m b i                     | 315 943   | 3 259                           | 4 789   | 155                             |
| 7 Sumatera Selatan              | 182 723   | 6 629                           | 54 776  | 1 806                           |
| 8 Bangka Belitung               | 33 092  | 891                             | 682   | 22                              |
| 9 Bengkulu                      | 28 267  | 1 673                           | 16 363  | 1 204                           |
| 10 Lampung                      | 442 932   | 16 849                          | 43 365  | 1 078                           |
| <b>SUMATERA</b>                 | <b>1 329 920</b>  | <b>38 647</b>                   | <b>537 325</b>  | <b>16 293</b>                   |
| 11 DKI Jakarta                  | 32 541  | 607                             | 29 209  | 328                             |
| 12 Jawa Barat                   | 935 082   | 52 300                          | 88 893  | 1 864                           |
| 13 B a n t e n                  | 468 836   | 25 317                          | 106 320   | 2 611                           |
| 14 Jawa Tengah                  | 1 344 604   | 49 014                          | 75 785  | 1 481                           |
| 15 DI Yogyakarta                | 177 207   | 8 513                           | 919   | 17                              |
| 16 Jawa Timur                   | 1 221 090   | 55 076                          | 134 270   | 2 975                           |
| <b>JAWA</b>                     | <b>4 179 360</b>  | <b>190 827</b>                  | <b>435 396</b>  | <b>9 276</b>                    |
| 17 B a l i                      | 149 340   | 6 461                           | 12 641  | 415                             |
| 18 Nusa Tenggara Barat          | 90 660  | 2 176                           | 25 735  | 408                             |
| 19 Nusa Tenggara Timur          | 30 588  | 1 141                           | 8 757   | 329                             |
| <b>BALI &amp; NUSA TENGGARA</b> | <b>270 588</b>  | <b>9 778</b>                    | <b>47 133</b>   | <b>1 152</b>                    |
| 20 Kalimantan Barat             | 84 073  | 2 411                           | 33 967  | 800                             |
| 21 Kalimantan Tengah            | 219 975   | 2 627                           | 98 015  | 1 613                           |
| 22 Kalimantan Selatan           | 269 039   | 8 110                           | 32 271  | 650                             |
| 23 Kalimantan Timur             | 258 983   | 7 370                           | 80 803  | 3 727                           |
| <b>KALIMANTAN</b>               | <b>832 070</b>  | <b>20 518</b>                   | <b>245 056</b>  | <b>6 790</b>                    |
| 24 Sulawesi Utara               | 27 422  | 1 320                           | 17 479  | 1 120                           |
| 25 Gorontalo                    | 12 931  | 255                             | 2 805   | 55                              |
| 26 Sulawesi Tengah              | 88 015  | 4 505                           | 91 405  | 5 840                           |
| 27 Sulawesi Selatan             | 589 804   | 39 836                          | 52 872  | 2 858                           |
| 28 Sulawesi Barat               | 50 717  | 1 547                           | 1 585   | 75                              |
| 29 Sulawesi Tenggara            | 289 750   | 11 164                          | 69 028  | 1 890                           |
| <b>SULAWESI</b>                 | <b>1 058 639</b>  | <b>58 627</b>                   | <b>235 174</b>  | <b>11 838</b>                   |
| 30 M a l u k u                  | 16 906  | 545                             | 10 861  | 187                             |
| 31 Maluku Utara                 | 6 903   | 405                             | 5 168   | 285                             |
| 32 P a p u a                    | 7 791   | 435                             | 11 173  | 529                             |
| 33 Papua Barat                  | 24 444  | 733                             | 14 056  | 163                             |
| <b>MALUKU &amp; PAPUA</b>       | <b>56 044</b>   | <b>2 118</b>                    | <b>41 258</b>   | <b>1 164</b>                    |
| <b>INDONESIA</b>                | <b>7 726 621</b>  | <b>320 515</b>                  | <b>1 541 342</b>  | <b>46 513</b>                   |



Lanjutan Tabel/Continued Table 1.17

| Triwulan III / Quarter III                                      |                                 | Triwulan IV / Quarter IV  |                                 | Total Produksi<br>Total Production<br>(ton) |
|---|---------------------------------|---|---------------------------------|---|
| Tanaman yang<br>Menghasilkan<br>Harvested Plant<br>(Pohon/Tree) | Produksi<br>Production<br>(ton) | Tanaman yang<br>Menghasilkan<br>Harvested Plant<br>(Pohon/Tree) | Produksi<br>Production<br>(ton) |   |
| (6)   | (7)                             | (8)   | (9)                             | (10)  |
| 206 183   | 5 932                           | 364 993   | 12 314                          | 24 121                                      |
| 180 213   | 10 732                          | 200 085   | 10 401                          | 27 800                                      |
| 107 190   | 4 630                           | 194 003   | 9 065                           | 19 555                                      |
| 126 245   | 1 380                           | 323 047   | 4 168                           | 7 604                                       |
| 23 017  | 668                             | 74 712  | 3 075                           | 4 659                                       |
| 6 631   | 221                             | 166 294   | 5 209                           | 8 844                                       |
| 63 411  | 2 122                           | 68 864  | 2 682                           | 13 239                                      |
| 150   | 7                               | 14 605  | 501                             | 1 421                                       |
| 46 659  | 1 082                           | 64 673  | 900                             | 4 859                                       |
| 194 699   | 11 533                          | 230 358   | 3 379                           | 32 839                                      |
| <b>954 398</b>  | <b>38 307</b>                   | <b>1 701 634</b>  | <b>51 694</b>                   | <b>144 941</b>                              |
| 20 414  | 195                             | 22 041  | 256                             | 1 386                                       |
| 27 187  | 711                             | 247 083   | 10 574                          | 65 449                                      |
| 103 007   | 2 281                           | 92 672  | 3 338                           | 33 547                                      |
| 70 722  | 657                             | 694 936   | 20 228                          | 71 380                                      |
| 286   | 2                               | 62 898  | 1 987                           | 10 519                                      |
| 104 822   | 2 542                           | 719 907   | 29 186                          | 89 779                                      |
| <b>326 438</b>  | <b>6 388</b>                    | <b>1 839 537</b>  | <b>65 569</b>                   | <b>272 060</b>                              |
| 4 445   | 132                             | 18 958  | 389                             | 7 397                                       |
| 29 863  | 908                             | 73 403  | 3 833                           | 7 325                                       |
| 18 458  | 404                             | 26 554  | 551                             | 2 425                                       |
| <b>52 766</b>   | <b>1 444</b>                    | <b>118 915</b>  | <b>4 773</b>                    | <b>17 147</b>                               |
| 117 287   | 3 619                           | 177 984   | 7 709                           | 14 539                                      |
| 82 912  | 1 209                           | 227 497   | 6 630                           | 12 079                                      |
| 1 042   | 26                              | 119 866   | 3 357                           | 12 143                                      |
| 92 451  | 3 018                           | 137 473   | 3 650                           | 17 765                                      |
| <b>293 692</b>  | <b>7 872</b>                    | <b>662 820</b>  | <b>21 346</b>                   | <b>56 526</b>                               |
| 18 298  | 515                             | 20 168  | 969                             | 3 924                                       |
| 4 144   | 122                             | 4 649   | 97                              | 529   |
| 49 822  | 2 722                           | 55 250  | 3 014                           | 16 081                                      |
| 42 194  | 1 938                           | 141 406   | 6 991                           | 51 623                                      |
| 6 550   | 59                              | 19 450  | 653                             | 2 334                                       |
| 7 199   | 82                              | 32 903  | 356                             | 13 492                                      |
| <b>128 207</b>  | <b>5 438</b>                    | <b>273 826</b>  | <b>12 080</b>                   | <b>87 983</b>                               |
| 9 264   | 104                             | 9 268   | 117                             | 953   |
| 435   | 11                              | 262   | 4                               | 705   |
| 2 542   | 72                              | 6 209   | 63                              | 1 099                                       |
| 6 650   | 55                              | 1 832   | 95                              | 1 046                                       |
| <b>18 891</b>   | <b>242</b>                      | <b>17 571</b>   | <b>279</b>                      | <b>3 803</b>                                |
| <b>1 774 392</b>  | <b>59 691</b>                   | <b>4 614 303</b>  | <b>155 741</b>                  | <b>582 460</b>                              |

**TABEL**  
**TABLE**

**1.18**

**Produksi dan Banyaknya Tanaman Salak yang Menghasilkan Menurut Provinsi 2013**  
**Production and Number of Harvested Plant of Salacca by Province 2013**

| Provinsi<br>Province            | Triwulan I / Quarter I  |                                 | Triwulan II / Quarter II  |                                 |
|---------------------------------|---|---------------------------------|---|---------------------------------|
|                                 | Tanaman yang<br>Menghasilkan<br>Harvested Plant<br>(rumpun/clump) | Produksi<br>Production<br>(ton) | Tanaman yang<br>Menghasilkan<br>Harvested Plant<br>(rumpun/clump) | Produksi<br>Production<br>(ton) |
| (1)                             | (2)   | (3)                             | (4)   | (5)                             |
| 1 Aceh                          | 12 993  | 55                              | 12 698  | 27                              |
| 2 Sumatera Utara                | 7 698 816   | 90 783                          | 3 047 750   | 30 703                          |
| 3 Sumatera Barat                | 93 146  | 494                             | 106 259   | 586                             |
| 4 R i a u                       | 95 790  | 225                             | 94 715  | 223                             |
| 5 Kepulauan Riau                | 124 680   | 474                             | 30 291  | 66                              |
| 6 J a m b i                     | 23 178  | 124                             | 29 347  | 176                             |
| 7 Sumatera Selatan              | 98 223  | 383                             | 97 479  | 336                             |
| 8 Bangka Belitung               | 51 583  | 210                             | 39 556  | 141                             |
| 9 Bengkulu                      | 97 499  | 487                             | 186 916   | 610                             |
| 10 Lampung                      | 225 111   | 1 579                           | 118 802   | 514                             |
| <b>SUMATERA</b>                 | <b>8 521 019</b>  | <b>94 814</b>                   | <b>3 763 813</b>  | <b>33 382</b>                   |
| 11 DKI Jakarta                  | 10 390  | 11                              | 10 410  | 15                              |
| 12 Jawa Barat                   | 11 338 441  | 70 643                          | 645 334   | 3 784                           |
| 13 B a n t e n                  | 141 321   | 746                             | 96 799  | 822                             |
| 14 Jawa Tengah                  | 21 257 715  | 137 423                         | 19 517 775  | 99 438                          |
| 15 DI Yogyakarta                | 3 634 530   | 38 430                          | 3 740 103   | 13 375                          |
| 16 Jawa Timur                   | 2 087 654   | 16 697                          | 2 251 019   | 14 803                          |
| <b>JAWA</b>                     | <b>38 470 051</b>   | <b>263 950</b>                  | <b>26 261 440</b>   | <b>132 237</b>                  |
| 17 B a l i                      | 7 701 023   | 23 533                          | 1 187 405   | 4 199                           |
| 18 Nusa Tenggara Barat          | 788   | 6                               | 480   | 2                               |
| 19 Nusa Tenggara Timur          | 27 155  | 199                             | 29 535  | 206                             |
| <b>BALI &amp; NUSA TENGGARA</b> | <b>7 728 966</b>  | <b>23 738</b>                   | <b>1 217 420</b>  | <b>4 407</b>                    |
| 20 Kalimantan Barat             | 42 378  | 236                             | 41 851  | 195                             |
| 21 Kalimantan Tengah            | 104 725   | 403                             | 94 512  | 330                             |
| 22 Kalimantan Selatan           | 53 607  | 278                             | 37 845  | 214                             |
| 23 Kalimantan Timur             | 668 681   | 998                             | 662 244   | 5 506                           |
| <b>KALIMANTAN</b>               | <b>869 391</b>  | <b>1 915</b>                    | <b>836 452</b>  | <b>6 245</b>                    |
| 24 Sulawesi Utara               | 1 627   | 12                              | 2 333   | 18                              |
| 25 Gorontalo                    | 75  | 0                               | 12  | 0                               |
| 26 Sulawesi Tengah              | 55 080  | 266                             | 63 322  | 277                             |
| 27 Sulawesi Selatan             | 360 863   | 3 111                           | 282 636   | 2 529                           |
| 28 Sulawesi Barat               | 5 338   | 12                              | 6 558   | 24                              |
| 29 Sulawesi Tenggara            | 23 753  | 134                             | 24 740  | 149                             |
| <b>SULAWESI</b>                 | <b>446 736</b>  | <b>3 535</b>                    | <b>379 601</b>  | <b>2 997</b>                    |
| 30 M a l u k u                  | 14 037  | 84                              | 9 746   | 36                              |
| 31 Maluku Utara                 | 3 300   | 20                              | 1 178   | 11                              |
| 32 P a p u a                    | 12 336  | 37                              | 11 847  | 40                              |
| 33 Papua Barat                  | 36 240  | 60                              | 27 233  | 38                              |
| <b>MALUKU &amp; PAPUA</b>       | <b>65 913</b>   | <b>201</b>                      | <b>50 004</b>   | <b>125</b>                      |
| <b>INDONESIA</b>                | <b>56 102 076</b>   | <b>388 153</b>                  | <b>32 508 730</b>   | <b>179 393</b>                  |

Lanjutan Tabel/Continued Table 1.18

| Triwulan III / Quarter III  |                                 | Triwulan IV / Quarter IV  |                                 | Total Produksi<br>Total Production<br>(ton) |
|---|---------------------------------|---|---------------------------------|---|
| Tanaman yang<br>Menghasilkan<br>Harvested Plant<br>(rumpun/clump) | Produksi<br>Production<br>(ton) | Tanaman yang<br>Menghasilkan<br>Harvested Plant<br>(rumpun/clump) | Produksi<br>Production<br>(ton) |   |
| (6)   | (7)                             | (8)   | (9)                             | (10)  |
| 12 544  | 51                              | 16 100  | 42                              | 175   |
| 5 515 984   | 63 881                          | 5 585 532   | 59 078                          | 244 445                                     |
| 110 481   | 582                             | 114 507   | 504                             | 2 166                                       |
| 69 340  | 179                             | 66 836  | 203                             | 830   |
| 121 853   | 341                             | 78 207  | 278                             | 1 159                                       |
| 27 656  | 141                             | 30 501  | 310                             | 751   |
| 95 004  | 301                             | 98 442  | 356                             | 1 376                                       |
| 45 097  | 167                             | 53 086  | 228                             | 746   |
| 155 265   | 388                             | 158 373   | 323                             | 1 808                                       |
| 80 493  | 355                             | 229 348   | 1 631                           | 4 079                                       |
| <b>6 233 717</b>  | <b>66 386</b>                   | <b>6 430 932</b>  | <b>62 953</b>                   | <b>257 535</b>                              |
| 10 390  | 21                              | 10 421  | 11                              | 58  |
| 659 363   | 2 708                           | 8 427 788   | 17 970                          | 95 105                                      |
| 62 433  | 234                             | 90 423  | 250                             | 2 052                                       |
| 15 449 456  | 77 595                          | 21 815 675  | 137 207                         | 451 663                                     |
| 4 770 721   | 16 414                          | 5 473 287   | 37 927                          | 106 146                                     |
| 1 515 381   | 9 266                           | 2 826 821   | 18 012                          | 58 778                                      |
| <b>22 467 744</b>   | <b>106 238</b>                  | <b>38 644 415</b>   | <b>211 377</b>                  | <b>713 802</b>                              |
| 940 311   | 1 810                           | 1 044 257   | 2 652                           | 32 194                                      |
| 405   | 2                               | 991   | 7                               | 17  |
| 28 884  | 141                             | 52 409  | 312                             | 858   |
| <b>969 600</b>  | <b>1 953</b>                    | <b>1 097 657</b>  | <b>2 971</b>                    | <b>33 069</b>                               |
| 30 327  | 226                             | 45 331  | 256                             | 913   |
| 74 530  | 148                             | 106 740   | 698                             | 1 579                                       |
| 35 313  | 218                             | 38 241  | 221                             | 931   |
| 255 378   | 1 250                           | 178 293   | 580                             | 8 334                                       |
| <b>395 548</b>  | <b>1 842</b>                    | <b>368 605</b>  | <b>1 755</b>                    | <b>11 757</b>                               |
| 2 852   | 20                              | 1 820   | 13                              | 63  |
| 575   | 2                               | -   | -                               | 2   |
| 61 369  | 307                             | 52 870  | 270                             | 1 120                                       |
| 295 437   | 2 756                           | 361 042   | 3 415                           | 11 811                                      |
| 3 499   | 21                              | 2 948   | 12                              | 69  |
| 9 856   | 58                              | 22 367  | 185                             | 526   |
| <b>373 588</b>  | <b>3 164</b>                    | <b>441 047</b>  | <b>3 895</b>                    | <b>13 591</b>                               |
| 13 876  | 91                              | 28 186  | 130                             | 341   |
| 410   | 3                               | -   | -                               | 34  |
| 11 849  | 37                              | 11 531  | 37                              | 151   |
| 6 274   | 29                              | 736   | 5                               | 132   |
| <b>32 409</b>   | <b>160</b>                      | <b>40 453</b>   | <b>172</b>                      | <b>658</b>                                  |
| <b>30 472 606</b>   | <b>179 743</b>                  | <b>47 023 109</b>   | <b>283 123</b>                  | <b>1 030 412</b>                            |

**TABEL**  
**TABLE**

1.19

**Produksi dan Banyaknya Tanaman Sawo yang Menghasilkan Menurut Provinsi 2013**

*Production and Number of Harvested Plant of Sapodilla / Star Apple by Province 2013*

| Provinsi<br>Province            | Triwulan I / Quarter I  |                                 | Triwulan II / Quarter II  |                                 |
|---------------------------------|---|---------------------------------|---|---------------------------------|
|                                 | Tanaman yang<br>Menghasilkan<br>Harvested Plant<br>(Pohon/Tree) | Produksi<br>Production<br>(ton) | Tanaman yang<br>Menghasilkan<br>Harvested Plant<br>(Pohon/Tree) | Produksi<br>Production<br>(ton) |
| (1)                             | (2)   | (3)                             | (4)   | (5)                             |
| 1 Aceh                          | 32 333  | 1 247                           | 23 740  | 986                             |
| 2 Sumatera Utara                | 39 123  | 2 324                           | 41 010  | 2 483                           |
| 3 Sumatera Barat                | 68 696  | 2 257                           | 62 441  | 2 789                           |
| 4 R i a u                       | 29 212  | 688                             | 35 737  | 818                             |
| 5 Kepulauan Riau                | 5 849   | 291                             | 6 550   | 305                             |
| 6 J a m b i                     | 21 557  | 557                             | 20 591  | 586                             |
| 7 Sumatera Selatan              | 52 396  | 1 497                           | 56 149  | 2 100                           |
| 8 Bangka Belitung               | 2 912   | 125                             | 2 655   | 121                             |
| 9 Bengkulu                      | 9 545   | 756                             | 8 583   | 576                             |
| 10 Lampung                      | 105 687   | 3 571                           | 106 223   | 3 563                           |
| <b>SUMATERA</b>                 | <b>367 310</b>  | <b>13 313</b>                   | <b>363 679</b>  | <b>14 327</b>                   |
| 11 DKI Jakarta                  | 3 930   | 108                             | 4 705   | 99                              |
| 12 Jawa Barat                   | 124 476   | 4 855                           | 92 690  | 3 193                           |
| 13 B a n t e n                  | 21 807  | 938                             | 19 366  | 714                             |
| 14 Jawa Tengah                  | 84 190  | 2 655                           | 83 720  | 3 013                           |
| 15 DI Yogyakarta                | 28 747  | 1 075                           | 28 257  | 856                             |
| 16 Jawa Timur                   | 55 248  | 1 974                           | 68 683  | 1 965                           |
| <b>JAWA</b>                     | <b>318 398</b>  | <b>11 605</b>                   | <b>297 421</b>  | <b>9 840</b>                    |
| 17 B a l i                      | 33 272  | 1 040                           | 35 038  | 1 140                           |
| 18 Nusa Tenggara Barat          | 40 671  | 1 800                           | 51 438  | 2 035                           |
| 19 Nusa Tenggara Timur          | 4 969   | 163                             | 4 129   | 137                             |
| <b>BALI &amp; NUSA TENGGARA</b> | <b>78 912</b>   | <b>3 003</b>                    | <b>90 605</b>   | <b>3 312</b>                    |
| 20 Kalimantan Barat             | 25 155  | 770                             | 24 262  | 629                             |
| 21 Kalimantan Tengah            | 16 469  | 362                             | 14 342  | 337                             |
| 22 Kalimantan Selatan           | 22 708  | 836                             | 21 858  | 807                             |
| 23 Kalimantan Timur             | 16 483  | 510                             | 17 933  | 470                             |
| <b>KALIMANTAN</b>               | <b>80 815</b>   | <b>2 478</b>                    | <b>78 395</b>   | <b>2 243</b>                    |
| 24 Sulawesi Utara               | -   | -                               | -   | -                               |
| 25 Gorontalo                    | -   | -                               | 11  | 0                               |
| 26 Sulawesi Tengah              | 1 259   | 115                             | 921   | 71                              |
| 27 Sulawesi Selatan             | 11 229  | 343                             | 7 634   | 237                             |
| 28 Sulawesi Barat               | 45  | 1                               | 50  | 1                               |
| 29 Sulawesi Tenggara            | 468   | 24                              | 790   | 28                              |
| <b>SULAWESI</b>                 | <b>13 001</b>   | <b>483</b>                      | <b>9 406</b>  | <b>337</b>                      |
| 30 M a l u k u                  | 19  | 1                               | 19  | 1                               |
| 31 Maluku Utara                 | -   | -                               | -   | -                               |
| 32 P a p u a                    | 17  | 1                               | 56  | 3                               |
| 33 Papua Barat                  | 158   | 3                               | 201   | 4                               |
| <b>MALUKU &amp; PAPUA</b>       | <b>194</b>  | <b>5</b>                        | <b>276</b>  | <b>8</b>                        |
| <b>INDONESIA</b>                | <b>858 630</b>  | <b>30 887</b>                   | <b>839 782</b>  | <b>30 067</b>                   |

Lanjutan Tabel/Continued Table 1.19

| Triwulan III / Quarter III                                      |                                 | Triwulan IV / Quarter IV  |                                 | Total Produksi<br>Total Production<br>(ton) |
|---|---------------------------------|---|---------------------------------|---|
| Tanaman yang<br>Menghasilkan<br>Harvested Plant<br>(Pohon/Tree) | Produksi<br>Production<br>(ton) | Tanaman yang<br>Menghasilkan<br>Harvested Plant<br>(Pohon/Tree) | Produksi<br>Production<br>(ton) |   |
| (6)   | (7)                             | (8)   | (9)                             | (10)  |
| 28 987  | 1 065                           | 34 840  | 1 427                           | 4 725                                       |
| 38 368  | 2 288                           | 41 497  | 2 196                           | 9 291                                       |
| 50 442  | 2 026                           | 68 125  | 2 831                           | 9 903                                       |
| 34 553  | 736                             | 48 887  | 959                             | 3 201                                       |
| 5 623   | 290                             | 6 009   | 354                             | 1 240                                       |
| 21 316  | 526                             | 22 320  | 818                             | 2 487                                       |
| 54 117  | 1 985                           | 43 841  | 1 643                           | 7 225                                       |
| 4 229   | 117                             | 3 607   | 92                              | 455   |
| 9 931   | 323                             | 9 173   | 244                             | 1 899                                       |
| 120 291   | 3 382                           | 103 515   | 3 496                           | 14 012                                      |
| <b>367 857</b>  | <b>12 738</b>                   | <b>381 814</b>  | <b>14 060</b>                   | <b>54 438</b>                               |
| 4 233   | 84                              | 3 083   | 67                              | 358   |
| 106 023   | 4 118                           | 120 109   | 4 175                           | 16 341                                      |
| 19 614  | 739                             | 13 410  | 649                             | 3 040                                       |
| 95 127  | 3 894                           | 93 568  | 3 230                           | 12 792                                      |
| 43 314  | 1 227                           | 45 961  | 1 781                           | 4 939                                       |
| 81 798  | 2 903                           | 75 886  | 2 693                           | 9 535                                       |
| <b>350 109</b>  | <b>12 965</b>                   | <b>352 017</b>  | <b>12 595</b>                   | <b>47 005</b>                               |
| 36 228  | 1 105                           | 33 262  | 1 114                           | 4 399                                       |
| 64 196  | 2 734                           | 59 400  | 2 702                           | 9 271                                       |
| 12 970  | 495                             | 5 373   | 153                             | 948   |
| <b>113 394</b>  | <b>4 334</b>                    | <b>98 035</b>   | <b>3 969</b>                    | <b>14 618</b>                               |
| 27 478  | 764                             | 27 525  | 876                             | 3 039                                       |
| 16 310  | 379                             | 17 033  | 656                             | 1 734                                       |
| 17 559  | 733                             | 23 785  | 922                             | 3 298                                       |
| 17 107  | 528                             | 15 267  | 603                             | 2 111                                       |
| <b>78 454</b>   | <b>2 404</b>                    | <b>83 610</b>   | <b>3 057</b>                    | <b>10 182</b>                               |
| -   | -                               | -   | -                               | -   |
| 11  | 0                               | 11  | 0                               | 0   |
| 1 272   | 103                             | 955   | 23                              | 312   |
| 8 375   | 184                             | 8 536   | 197                             | 961   |
| 50  | 1                               | 58  | 5                               | 8   |
| 1 152   | 40                              | 1 953   | 50                              | 142   |
| <b>10 860</b>   | <b>328</b>                      | <b>11 513</b>   | <b>275</b>                      | <b>1 423</b>                                |
| 20  | 1                               | 67  | 2                               | 5   |
| -   | -                               | -   | -                               | -   |
| 19  | 1                               | 44  | 1                               | 6   |
| 191   | 3                               | 156   | 3                               | 13  |
| <b>230</b>  | <b>5</b>                        | <b>267</b>  | <b>6</b>                        | <b>24</b>                                   |
| <b>920 904</b>  | <b>32 774</b>                   | <b>927 256</b>  | <b>33 962</b>                   | <b>127 690</b>                              |

**TABEL**  
**TABLE**

**1.20**

**Produksi dan Banyaknya Tanaman Sirsak yang Menghasilkan Menurut Provinsi 2013**  
**Production and Number of Harvested Plant of Soursop by Province 2013**

| Provinsi<br>Province            | Triwulan I / Quarter I  |                                 | Triwulan II / Quarter II  |                                 |
|---------------------------------|---|---------------------------------|---|---------------------------------|
|                                 | Tanaman yang<br>Menghasilkan<br>Harvested Plant<br>(Pohon/Tree) | Produksi<br>Production<br>(ton) | Tanaman yang<br>Menghasilkan<br>Harvested Plant<br>(Pohon/Tree) | Produksi<br>Production<br>(ton) |
| (1)                             | (2)   | (3)                             | (4)   | (5)                             |
| 1 Aceh                          | 11 151  | 175                             | 7 718   | 105                             |
| 2 Sumatera Utara                | 15 150  | 317                             | 14 280  | 255                             |
| 3 Sumatera Barat                | 12 745  | 168                             | 12 943  | 194                             |
| 4 R i a u                       | 8 460   | 88                              | 7 726   | 80                              |
| 5 Kepulauan Riau                | 8 473   | 102                             | 6 603   | 55                              |
| 6 J a m b i                     | 7 847   | 104                             | 5 993   | 85                              |
| 7 Sumatera Selatan              | 18 736  | 223                             | 14 440  | 144                             |
| 8 Bangka Belitung               | 855   | 13                              | 777   | 12                              |
| 9 Bengkulu                      | 4 634   | 103                             | 5 526   | 104                             |
| 10 Lampung                      | 15 204  | 216                             | 13 693  | 179                             |
| <b>SUMATERA</b>                 | <b>103 255</b>  | <b>1 509</b>                    | <b>89 699</b>   | <b>1 213</b>                    |
| 11 DKI Jakarta                  | 1 081   | 18                              | 1 079   | 12                              |
| 12 Jawa Barat                   | 199 786   | 3 824                           | 180 778   | 3 714                           |
| 13 B a n t e n                  | 60 043  | 784                             | 55 347  | 1 210                           |
| 14 Jawa Tengah                  | 95 104  | 1 380                           | 81 285  | 991                             |
| 15 DI Yogyakarta                | 58 076  | 633                             | 34 930  | 333                             |
| 16 Jawa Timur                   | 200 721   | 3 426                           | 118 780   | 1 787                           |
| <b>JAWA</b>                     | <b>614 811</b>  | <b>10 065</b>                   | <b>472 199</b>  | <b>8 047</b>                    |
| 17 B a l i                      | 3 848   | 36                              | 2 670   | 40                              |
| 18 Nusa Tenggara Barat          | 485 340   | 4 224                           | 25 303  | 214                             |
| 19 Nusa Tenggara Timur          | 94 563  | 1 236                           | 48 882  | 667                             |
| <b>BALI &amp; NUSA TENGGARA</b> | <b>583 751</b>  | <b>5 496</b>                    | <b>76 855</b>   | <b>921</b>                      |
| 20 Kalimantan Barat             | 9 039   | 111                             | 9 299   | 98                              |
| 21 Kalimantan Tengah            | 9 928   | 100                             | 11 462  | 154                             |
| 22 Kalimantan Selatan           | 32 291  | 426                             | 28 530  | 362                             |
| 23 Kalimantan Timur             | 20 423  | 293                             | 15 145  | 206                             |
| <b>KALIMANTAN</b>               | <b>71 681</b>   | <b>930</b>                      | <b>64 436</b>   | <b>820</b>                      |
| 24 Sulawesi Utara               | 1 178   | 24                              | 1 361   | 25                              |
| 25 Gorontalo                    | 502   | 4                               | 415   | 3                               |
| 26 Sulawesi Tengah              | 5 778   | 94                              | 5 396   | 87                              |
| 27 Sulawesi Selatan             | 34 185  | 344                             | 15 475  | 223                             |
| 28 Sulawesi Barat               | 858   | 6                               | 1 368   | 15                              |
| 29 Sulawesi Tenggara            | 13 563  | 155                             | 11 743  | 160                             |
| <b>SULAWESI</b>                 | <b>56 064</b>   | <b>627</b>                      | <b>35 758</b>   | <b>513</b>                      |
| 30 M a l u k u                  | 3 065   | 37                              | 3 180   | 32                              |
| 31 Maluku Utara                 | 472   | 9                               | 668   | 16                              |
| 32 P a p u a                    | 1 212   | 27                              | 1 282   | 27                              |
| 33 Papua Barat                  | 1 205   | 13                              | 3 598   | 25                              |
| <b>MALUKU &amp; PAPUA</b>       | <b>5 954</b>  | <b>86</b>                       | <b>8 728</b>  | <b>100</b>                      |
| <b>INDONESIA</b>                | <b>1 435 516</b>  | <b>18 713</b>                   | <b>747 675</b>  | <b>11 614</b>                   |

Lanjutan Tabel/*Continued Table 1.20*

| Triwulan III / <i>Quarter III</i>                                      |  | Triwulan IV / <i>Quarter IV</i>  |  | Total Produksi<br><i>Total Production</i><br>(ton) |
|--|--|--|--|--|
| Tanaman yang<br>Menghasilkan<br><i>Harvested Plant</i><br>(Pohon/Tree) | Produksi<br><i>Production</i><br>(ton) | Tanaman yang<br>Menghasilkan<br><i>Harvested Plant</i><br>(Pohon/Tree) | Produksi<br><i>Production</i><br>(ton) |  |
| (6)  | (7)                                    | (8)  | (9)                                    | (10)   |
| 7 499  | 103                                    | 11 740   | 180                                    | 563  |
| 13 711   | 232                                    | 18 496   | 295                                    | 1 099  |
| 14 242   | 196                                    | 15 416   | 210                                    | 768  |
| 6 853  | 69                                     | 8 557  | 66                                     | 303  |
| 379  | 6                                      | 397  | 6                                      | 169  |
| 7 429  | 77                                     | 7 628  | 111                                    | 377  |
| 15 436   | 156                                    | 11 194   | 144                                    | 667  |
| 664  | 8                                      | 974  | 15                                     | 48   |
| 7 222  | 93                                     | 6 408  | 59                                     | 359  |
| 14 776   | 175                                    | 18 295   | 235                                    | 805  |
| <b>88 211</b>  | <b>1 115</b>                           | <b>99 105</b>  | <b>1 321</b>                           | <b>5 158</b>                                       |
| 1 370  | 13                                     | 1 360  | 9                                      | 52   |
| 184 425  | 2 800                                  | 148 510  | 2 276                                  | 12 614   |
| 47 795   | 921                                    | 43 197   | 661                                    | 3 576  |
| 67 349   | 815                                    | 104 953  | 1 363                                  | 4 549  |
| 39 293   | 307                                    | 43 871   | 432                                    | 1 705  |
| 100 299  | 1 406                                  | 177 731  | 3 170                                  | 9 789  |
| <b>440 531</b>   | <b>6 262</b>                           | <b>519 622</b>   | <b>7 911</b>                           | <b>32 285</b>                                      |
| 2 947  | 37                                     | 3 705  | 47                                     | 160  |
| 35 200   | 367                                    | 55 405   | 677                                    | 5 482  |
| 64 164   | 736                                    | 51 665   | 639                                    | 3 278  |
| <b>102 311</b>   | <b>1 140</b>                           | <b>110 775</b>   | <b>1 363</b>                           | <b>8 920</b>                                       |
| 7 658  | 103                                    | 9 597  | 113                                    | 425  |
| 10 867   | 141                                    | 11 563   | 138                                    | 533  |
| 17 182   | 237                                    | 28 498   | 436                                    | 1 461  |
| 15 899   | 184                                    | 15 827   | 231                                    | 914  |
| <b>51 606</b>  | <b>665</b>                             | <b>65 485</b>  | <b>918</b>                             | <b>3 333</b>                                       |
| 3 202  | 37                                     | 1 616  | 35                                     | 121  |
| 435  | 6                                      | 406  | 5                                      | 18   |
| 5 100  | 82                                     | 5 706  | 88                                     | 351  |
| 11 769   | 188                                    | 18 053   | 283                                    | 1 038  |
| 993  | 12                                     | 1 169  | 12                                     | 45   |
| 8 182  | 116                                    | 8 273  | 111                                    | 542  |
| <b>29 681</b>  | <b>441</b>                             | <b>35 223</b>  | <b>534</b>                             | <b>2 115</b>                                       |
| 2 787  | 23                                     | 2 636  | 25                                     | 117  |
| 179  | 5                                      | -  | -                                      | 30   |
| 314  | 5                                      | 577  | 7                                      | 66   |
| 3 050  | 20                                     | 381  | 4                                      | 62   |
| <b>6 330</b>   | <b>53</b>                              | <b>3 594</b>   | <b>36</b>                              | <b>275</b>   |
| <b>718 670</b>   | <b>9 676</b>                           | <b>833 804</b>   | <b>12 083</b>                          | <b>52 086</b>                                      |

**TABEL**  
**TABLE**

1.21

**Produksi dan Banyaknya Tanaman Sukun yang Menghasilkan Menurut Provinsi 2013**

**Production and Number of Harvested Plant of Breadfruit by Province 2013**

| Provinsi<br>Province            | Triwulan I / Quarter I  |                                 | Triwulan II / Quarter II  |                                 |
|---------------------------------|---|---------------------------------|---|---------------------------------|
|                                 | Tanaman yang<br>Menghasilkan<br>Harvested Plant<br>(Pohon/Tree) | Produksi<br>Production<br>(ton) | Tanaman yang<br>Menghasilkan<br>Harvested Plant<br>(Pohon/Tree) | Produksi<br>Production<br>(ton) |
| (1)                             | (2)   | (3)                             | (4)   | (5)                             |
| 1 Aceh                          | 7 628   | 279                             | 6 836   | 224                             |
| 2 Sumatera Utara                | 4 689   | 292                             | 5 853   | 316                             |
| 3 Sumatera Barat                | 2 522   | 109                             | 2 781   | 106                             |
| 4 R i a u                       | 12 661  | 392                             | 15 816  | 394                             |
| 5 Kepulauan Riau                | 6 842   | 378                             | 2 380   | 52                              |
| 6 J a m b i                     | 12 437  | 339                             | 7 268   | 215                             |
| 7 Sumatera Selatan              | 21 750  | 566                             | 21 641  | 430                             |
| 8 Bangka Belitung               | 4 794   | 222                             | 2 597   | 140                             |
| 9 Bengkulu                      | 4 331   | 236                             | 4 241   | 172                             |
| 10 Lampung                      | 38 175  | 963                             | 32 927  | 909                             |
| <b>SUMATERA</b>                 | <b>115 829</b>  | <b>3 776</b>                    | <b>102 340</b>  | <b>2 958</b>                    |
| 11 DKI Jakarta                  | 3 665   | 54                              | 3 981   | 90                              |
| 12 Jawa Barat                   | 143 365   | 5 160                           | 110 110   | 2 835                           |
| 13 B a n t e n                  | 73 580  | 3 770                           | 69 504  | 2 545                           |
| 14 Jawa Tengah                  | 200 911   | 5 834                           | 180 868   | 3 867                           |
| 15 DI Yogyakarta                | 92 598  | 4 521                           | 56 077  | 2 497                           |
| 16 Jawa Timur                   | 97 432  | 3 662                           | 46 472  | 1 288                           |
| <b>JAWA</b>                     | <b>611 551</b>  | <b>23 001</b>                   | <b>467 012</b>  | <b>13 122</b>                   |
| 17 B a l i                      | 1 993   | 84                              | 1 295   | 20                              |
| 18 Nusa Tenggara Barat          | 2 850   | 107                             | 1 022   | 33                              |
| 19 Nusa Tenggara Timur          | 48 565  | 1 689                           | 24 715  | 900                             |
| <b>BALI &amp; NUSA TENGGARA</b> | <b>53 408</b>   | <b>1 880</b>                    | <b>27 032</b>   | <b>953</b>                      |
| 20 Kalimantan Barat             | 5 971   | 162                             | 5 434   | 157                             |
| 21 Kalimantan Tengah            | 12 909  | 228                             | 9 836   | 207                             |
| 22 Kalimantan Selatan           | 18 496  | 576                             | 11 094  | 377                             |
| 23 Kalimantan Timur             | 25 249  | 877                             | 18 557  | 808                             |
| <b>KALIMANTAN</b>               | <b>62 625</b>   | <b>1 843</b>                    | <b>44 921</b>   | <b>1 549</b>                    |
| 24 Sulawesi Utara               | 151   | 6                               | 231   | 5                               |
| 25 Gorontalo                    | 82  | 1                               | 27  | 0                               |
| 26 Sulawesi Tengah              | 5 660   | 226                             | 4 957   | 273                             |
| 27 Sulawesi Selatan             | 95 318  | 4 078                           | 10 096  | 332                             |
| 28 Sulawesi Barat               | 5 374   | 232                             | 2 072   | 66                              |
| 29 Sulawesi Tenggara            | 8 204   | 377                             | 5 538   | 220                             |
| <b>SULAWESI</b>                 | <b>114 789</b>  | <b>4 920</b>                    | <b>22 921</b>   | <b>896</b>                      |
| 30 M a l u k u                  | 9 914   | 464                             | 6 050   | 202                             |
| 31 Maluku Utara                 | 1 327   | 51                              | 2 264   | 145                             |
| 32 P a p u a                    | 1 190   | 58                              | 1 352   | 61                              |
| 33 Papua Barat                  | 4 489   | 124                             | 3 027   | 83                              |
| <b>MALUKU &amp; PAPUA</b>       | <b>16 920</b>   | <b>697</b>                      | <b>12 693</b>   | <b>491</b>                      |
| <b>INDONESIA</b>                | <b>975 122</b>  | <b>36 117</b>                   | <b>676 919</b>  | <b>19 969</b>                   |



Lanjutan Tabel/*Continued Table 1.21*

| Triwulan III / <i>Quarter III</i>                                      |  | Triwulan IV / <i>Quarter IV</i>  |  | Total Produksi<br><i>Total Production</i><br>(ton) |
|--|--|--|--|--|
| Tanaman yang<br>Menghasilkan<br><i>Harvested Plant</i><br>(Pohon/Tree) | Produksi<br><i>Production</i><br>(ton) | Tanaman yang<br>Menghasilkan<br><i>Harvested Plant</i><br>(Pohon/Tree) | Produksi<br><i>Production</i><br>(ton) |  |
| (6)  | (7)                                    | (8)  | (9)                                    | (10)   |
| 8 244  | 321                                    | 9 624  | 370                                    | 1 194  |
| 5 291  | 300                                    | 3 572  | 117                                    | 1 025  |
| 2 616  | 113                                    | 3 288  | 121                                    | 449  |
| 13 650   | 357                                    | 16 797   | 327                                    | 1 470  |
| 2 037  | 40                                     | 6 511  | 423                                    | 893  |
| 10 361   | 216                                    | 19 940   | 389                                    | 1 159  |
| 20 000   | 475                                    | 22 675   | 525                                    | 1 996  |
| 3 128  | 104                                    | 3 427  | 121                                    | 587  |
| 5 444  | 158                                    | 5 206  | 124                                    | 690  |
| 30 557   | 729                                    | 38 043   | 1 169                                  | 3 770  |
| <b>101 328</b>   | <b>2 813</b>                           | <b>129 083</b>   | <b>3 686</b>                           | <b>13 233</b>                                      |
| 4 386  | 73                                     | 1 355  | 31                                     | 248  |
| 119 989  | 3 084                                  | 174 009  | 4 427                                  | 15 506   |
| 115 598  | 6 001                                  | 48 072   | 1 662                                  | 13 978   |
| 190 060  | 3 910                                  | 250 912  | 7 420                                  | 21 031   |
| 36 054   | 1 015                                  | 41 832   | 2 001                                  | 10 034   |
| 53 770   | 1 635                                  | 94 834   | 3 271                                  | 9 856  |
| <b>519 857</b>   | <b>15 718</b>                          | <b>611 014</b>   | <b>18 812</b>                          | <b>70 653</b>                                      |
| 1 434  | 30                                     | 2 916  | 87                                     | 221  |
| 2 038  | 68                                     | 2 420  | 154                                    | 362  |
| 40 762   | 1 352                                  | 28 842   | 542                                    | 4 483  |
| <b>44 234</b>  | <b>1 450</b>                           | <b>34 178</b>  | <b>783</b>                             | <b>5 066</b>                                       |
| 5 295  | 130                                    | 7 888  | 208                                    | 657  |
| 11 230   | 287                                    | 12 372   | 338                                    | 1 060  |
| 7 941  | 139                                    | 16 015   | 660                                    | 1 752  |
| 23 590   | 737                                    | 17 426   | 618                                    | 3 040  |
| <b>48 056</b>  | <b>1 293</b>                           | <b>53 701</b>  | <b>1 824</b>                           | <b>6 509</b>                                       |
| 922  | 21                                     | 314  | 10                                     | 42   |
| 176  | 3                                      | 83   | 1                                      | 5  |
| 5 708  | 218                                    | 5 631  | 155                                    | 872  |
| 26 075   | 960                                    | 51 528   | 2 102                                  | 7 472  |
| 1 547  | 64                                     | 1 579  | 41                                     | 403  |
| 3 483  | 107                                    | 8 605  | 260                                    | 964  |
| <b>37 911</b>  | <b>1 373</b>                           | <b>67 740</b>  | <b>2 569</b>                           | <b>9 758</b>                                       |
| 4 587  | 144                                    | 6 370  | 244                                    | 1 054  |
| 752  | 37                                     | 217  | 13                                     | 246  |
| 499  | 16                                     | 425  | 8                                      | 143  |
| 1 552  | 30                                     | 2 186  | 34                                     | 271  |
| <b>7 390</b>   | <b>227</b>                             | <b>9 198</b>   | <b>299</b>                             | <b>1 714</b>                                       |
| <b>758 776</b>   | <b>22 874</b>                          | <b>904 914</b>   | <b>27 973</b>                          | <b>106 933</b>                                     |

**TABEL**  
**TABLE**

1.22

**Produksi dan Banyaknya Tanaman Jengkol yang Menghasilkan Menurut Provinsi 2013**  
**Production and Number of Harvested Plant of Jengkol by Province 2013**

| Provinsi<br>Province            | Triwulan I / Quarter I  |                                 | Triwulan II / Quarter II  |                                 |
|---------------------------------|---|---------------------------------|---|---------------------------------|
|                                 | Tanaman yang<br>Menghasilkan<br>Harvested Plant<br>(Pohon/Tree) | Produksi<br>Production<br>(ton) | Tanaman yang<br>Menghasilkan<br>Harvested Plant<br>(Pohon/Tree) | Produksi<br>Production<br>(ton) |
| (1)                             | (2)   | (3)                             | (4)   | (5)                             |
| 1 Aceh                          | 3 561   | 100                             | 4 150   | 130                             |
| 2 Sumatera Utara                | 19 111  | 611                             | 16 215  | 528                             |
| 3 Sumatera Barat                | 36 625  | 1 461                           | 36 872  | 1 313                           |
| 4 R i a u                       | 14 908  | 303                             | 20 607  | 415                             |
| 5 Kepulauan Riau                | 12 333  | 136                             | 5 549   | 66                              |
| 6 J a m b i                     | 24 817  | 557                             | 20 984  | 1 054                           |
| 7 Sumatera Selatan              | 32 737  | 750                             | 13 107  | 353                             |
| 8 Bangka Belitung               | 2 215   | 37                              | 505   | 7                               |
| 9 Bengkulu                      | 37 687  | 1 323                           | 25 736  | 1 110                           |
| 10 Lampung                      | 49 533  | 1 586                           | 48 353  | 1 519                           |
| <b>SUMATERA</b>                 | <b>233 527</b>  | <b>6 864</b>                    | <b>192 078</b>  | <b>6 495</b>                    |
| 11 DKI Jakarta                  | -   | -                               | -   | -                               |
| 12 Jawa Barat                   | 65 717  | 2 832                           | 14 000  | 398                             |
| 13 B a n t e n                  | 90 795  | 4 624                           | 60 018  | 3 154                           |
| 14 Jawa Tengah                  | 84 484  | 2 991                           | 28 641  | 407                             |
| 15 DI Yogyakarta                | 409   | 5                               | 37  | 2                               |
| 16 Jawa Timur                   | 100   | 4                               | 8 108   | 455                             |
| <b>JAWA</b>                     | <b>241 505</b>  | <b>10 456</b>                   | <b>110 804</b>  | <b>4 416</b>                    |
| 17 B a l i                      | 70  | 1                               | -   | -                               |
| 18 Nusa Tenggara Barat          | -   | -                               | -   | -                               |
| 19 Nusa Tenggara Timur          | -   | -                               | -   | -                               |
| <b>BALI &amp; NUSA TENGGARA</b> | <b>70</b>   | <b>1</b>                        | -   | -                               |
| 20 Kalimantan Barat             | 13 343  | 362                             | 13 889  | 217                             |
| 21 Kalimantan Tengah            | 8 144   | 154                             | 5 624   | 78                              |
| 22 Kalimantan Selatan           | 2 174   | 54                              | 766   | 17                              |
| 23 Kalimantan Timur             | 5 140   | 113                             | 3 161   | 74                              |
| <b>KALIMANTAN</b>               | <b>28 801</b>   | <b>683</b>                      | <b>23 440</b>   | <b>386</b>                      |
| 24 Sulawesi Utara               | -   | -                               | -   | -                               |
| 25 Gorontalo                    | -   | -                               | -   | -                               |
| 26 Sulawesi Tengah              | 415   | 14                              | 104   | 6                               |
| 27 Sulawesi Selatan             | 296   | 5                               | 21  | 1                               |
| 28 Sulawesi Barat               | 50  | 1                               | 50  | 1                               |
| 29 Sulawesi Tenggara            | 740   | 17                              | 505   | 8                               |
| <b>SULAWESI</b>                 | <b>1 501</b>  | <b>37</b>                       | <b>680</b>  | <b>16</b>                       |
| 30 M a l u k u                  | 10  | 0                               | 10  | 0                               |
| 31 Maluku Utara                 | -   | -                               | -   | -                               |
| 32 P a p u a                    | -   | -                               | 25  | 1                               |
| 33 Papua Barat                  | -   | -                               | 51  | 1                               |
| <b>MALUKU &amp; PAPUA</b>       | <b>10</b>   | <b>0</b>                        | <b>86</b>   | <b>2</b>                        |
| <b>INDONESIA</b>                | <b>505 414</b>  | <b>18 041</b>                   | <b>327 088</b>  | <b>11 315</b>                   |

Lanjutan Tabel/*Continued Table 1.22*

| Triwulan III / <i>Quarter III</i>                                      |  | Triwulan IV / <i>Quarter IV</i>  |  | Total Produksi<br><i>Total Production</i><br>(ton) |
|--|--|--|--|--|
| Tanaman yang<br>Menghasilkan<br><i>Harvested Plant</i><br>(Pohon/Tree) | Produksi<br><i>Production</i><br>(ton) | Tanaman yang<br>Menghasilkan<br><i>Harvested Plant</i><br>(Pohon/Tree) | Produksi<br><i>Production</i><br>(ton) |  |
| (6)  | (7)                                    | (8)  | (9)                                    | (10)   |
| 5 652  | 99                                     | 5 250  | 164                                    | 493  |
| 22 921   | 780                                    | 35 021   | 1 067                                  | 2 986  |
| 43 911   | 1 519                                  | 55 059   | 2 150                                  | 6 443  |
| 23 053   | 427                                    | 32 401   | 546                                    | 1 691  |
| 2 991  | 75                                     | 10 261   | 131                                    | 408  |
| 29 926   | 1 075                                  | 25 586   | 820                                    | 3 506  |
| 74 992   | 1 996                                  | 49 211   | 1 529                                  | 4 628  |
| 2 366  | 47                                     | 2 830  | 61                                     | 152  |
| 37 131   | 1 131                                  | 34 191   | 920                                    | 4 484  |
| 76 581   | 1 869                                  | 61 325   | 1 914                                  | 6 888  |
| <b>319 524</b>   | <b>9 018</b>                           | <b>311 135</b>   | <b>9 302</b>                           | <b>31 679</b>                                      |
| -  | -                                      | -  | -                                      | -  |
| 72 676   | 2 285                                  | 64 610   | 1 940                                  | 7 455  |
| 76 835   | 2 671                                  | 30 099   | 986                                    | 11 435   |
| 30 656   | 530                                    | 70 878   | 1 896                                  | 5 824  |
| 92   | 1                                      | 799  | 31                                     | 39   |
| 8 163  | 452                                    | 9 953  | 488                                    | 1 399  |
| <b>188 422</b>   | <b>5 939</b>                           | <b>176 339</b>   | <b>5 341</b>                           | <b>26 152</b>                                      |
| 597  | 6                                      | 737  | 8                                      | 15   |
| -  | -                                      | -  | -                                      | -  |
| -  | -                                      | -  | -                                      | -  |
| <b>597</b>   | <b>6</b>                               | <b>737</b>   | <b>8</b>                               | <b>15</b>  |
| 19 838   | 369                                    | 40 045   | 996                                    | 1 944  |
| 7 031  | 140                                    | 9 760  | 164                                    | 536  |
| 3 154  | 65                                     | 5 258  | 212                                    | 348  |
| 3 418  | 79                                     | 3 602  | 112                                    | 378  |
| <b>33 441</b>  | <b>653</b>                             | <b>58 665</b>  | <b>1 484</b>                           | <b>3 206</b>                                       |
| -  | -                                      | -  | -                                      | -  |
| -  | -                                      | -  | -                                      | -  |
| 262  | 8                                      | 291  | 9                                      | 37   |
| 3  | 0                                      | 17   | 1                                      | 7  |
| 50   | 2                                      | 40   | 1                                      | 5  |
| 247  | 10                                     | 779  | 14                                     | 49   |
| <b>562</b>   | <b>20</b>                              | <b>1 127</b>   | <b>25</b>                              | <b>98</b>  |
| 20   | 0                                      | 10   | 0                                      | 0  |
| -  | -                                      | -  | -                                      | -  |
| 15   | 1                                      | 20   | 0                                      | 2  |
| 75   | 1                                      | 66   | 1                                      | 3  |
| <b>110</b>   | <b>2</b>                               | <b>96</b>  | <b>1</b>                               | <b>5</b>   |
| <b>542 656</b>   | <b>15 638</b>                          | <b>548 099</b>   | <b>16 161</b>                          | <b>61 155</b>                                      |

**TABEL**  
**TABLE**

1.23

**Produksi dan Banyaknya Tanaman Melinjo yang Menghasilkan Menurut Provinsi 2013**  
**Production and Number of Harvested Plant of Melinjo by Province 2013**

| Provinsi<br>Province            | Triwulan I / Quarter I  |                                 | Triwulan II / Quarter II  |                                 |
|---------------------------------|---|---------------------------------|---|---------------------------------|
|                                 | Tanaman yang<br>Menghasilkan<br>Harvested Plant<br>(Pohon/Tree) | Produksi<br>Production<br>(ton) | Tanaman yang<br>Menghasilkan<br>Harvested Plant<br>(Pohon/Tree) | Produksi<br>Production<br>(ton) |
| (1)                             | (2)   | (3)                             | (4)   | (5)                             |
| 1 Aceh                          | 218 449   | 3 162                           | 209 328   | 3 016                           |
| 2 Sumatera Utara                | 53 669  | 1 108                           | 56 222  | 1 153                           |
| 3 Sumatera Barat                | 179 658   | 2 357                           | 184 413   | 2 334                           |
| 4 R i a u                       | 27 425  | 302                             | 28 276  | 310                             |
| 5 Kepulauan Riau                | 5 320   | 68                              | 4 801   | 53                              |
| 6 J a m b i                     | 30 215  | 351                             | 23 555  | 227                             |
| 7 Sumatera Selatan              | 24 463  | 449                             | 22 465  | 275                             |
| 8 Bangka Belitung               | 6 588   | 113                             | 6 412   | 116                             |
| 9 Bengkulu                      | 13 672  | 325                             | 10 072  | 232                             |
| 10 Lampung                      | 143 144   | 2 054                           | 153 328   | 2 029                           |
| <b>SUMATERA</b>                 | <b>702 603</b>  | <b>10 289</b>                   | <b>698 872</b>  | <b>9 745</b>                    |
| 11 DKI Jakarta                  | 4 012   | 66                              | 4 095   | 71                              |
| 12 Jawa Barat                   | 675 121   | 14 485                          | 339 057   | 5 771                           |
| 13 B a n t e n                  | 902 761   | 15 831                          | 910 355   | 15 862                          |
| 14 Jawa Tengah                  | 680 772   | 10 431                          | 700 643   | 9 581                           |
| 15 DI Yogyakarta                | 352 533   | 5 471                           | 273 956   | 3 654                           |
| 16 Jawa Timur                   | 421 148   | 6 205                           | 287 617   | 3 906                           |
| <b>JAWA</b>                     | <b>3 036 347</b>  | <b>52 489</b>                   | <b>2 515 723</b>  | <b>38 845</b>                   |
| 17 B a l i                      | 2 518   | 31                              | 7 145   | 91                              |
| 18 Nusa Tenggara Barat          | 40 836  | 470                             | 41 329  | 498                             |
| 19 Nusa Tenggara Timur          | 8 441   | 130                             | 9 906   | 107                             |
| <b>BALI &amp; NUSA TENGGARA</b> | <b>51 795</b>   | <b>631</b>                      | <b>58 380</b>   | <b>696</b>                      |
| 20 Kalimantan Barat             | 23 232  | 330                             | 21 656  | 317                             |
| 21 Kalimantan Tengah            | 9 796   | 98                              | 18 708  | 327                             |
| 22 Kalimantan Selatan           | 4 679   | 60                              | 4 666   | 55                              |
| 23 Kalimantan Timur             | 25 939  | 291                             | 23 520  | 311                             |
| <b>KALIMANTAN</b>               | <b>63 646</b>   | <b>779</b>                      | <b>68 550</b>   | <b>1 010</b>                    |
| 24 Sulawesi Utara               | 460   | 6                               | 230   | 5                               |
| 25 Gorontalo                    | -   | -                               | -   | -                               |
| 26 Sulawesi Tengah              | 848   | 17                              | 825   | 19                              |
| 27 Sulawesi Selatan             | 3 447   | 48                              | 7 217   | 122                             |
| 28 Sulawesi Barat               | -   | -                               | -   | -                               |
| 29 Sulawesi Tenggara            | 1 985   | 21                              | 1 588   | 17                              |
| <b>SULAWESI</b>                 | <b>6 740</b>  | <b>92</b>                       | <b>9 860</b>  | <b>163</b>                      |
| 30 M a l u k u                  | 2 694   | 29                              | 1 010   | 17                              |
| 31 Maluku Utara                 | 73  | 1                               | 40  | 1                               |
| 32 P a p u a                    | 404   | 12                              | 80  | 2                               |
| 33 Papua Barat                  | 181   | 2                               | 282   | 3                               |
| <b>MALUKU &amp; PAPUA</b>       | <b>3 352</b>  | <b>44</b>                       | <b>1 412</b>  | <b>23</b>                       |
| <b>INDONESIA</b>                | <b>3 864 483</b>  | <b>64 324</b>                   | <b>3 352 797</b>  | <b>50 482</b>                   |

Lanjutan Tabel/Continued Table 1.23

| Triwulan III / Quarter III                                      |                                 | Triwulan IV / Quarter IV  |                                 | Total Produksi<br>Total Production<br>(ton) |
|---|---------------------------------|---|---------------------------------|---|
| Tanaman yang<br>Menghasilkan<br>Harvested Plant<br>(Pohon/Tree) | Produksi<br>Production<br>(ton) | Tanaman yang<br>Menghasilkan<br>Harvested Plant<br>(Pohon/Tree) | Produksi<br>Production<br>(ton) |   |
| (6)   | (7)                             | (8)   | (9)                             | (10)  |
| 224 213   | 3 037                           | 281 396   | 4 269                           | 13 484                                      |
| 77 470  | 1 473                           | 79 013  | 1 383                           | 5 117                                       |
| 125 033   | 1 610                           | 186 467   | 2 425                           | 8 726                                       |
| 29 524  | 306                             | 30 042  | 312                             | 1 230                                       |
| 4 370   | 75                              | 2 902   | 47                              | 243   |
| 31 085  | 359                             | 35 729  | 401                             | 1 338                                       |
| 20 020  | 267                             | 17 635  | 286                             | 1 277                                       |
| 6 284   | 88                              | 7 500   | 94                              | 411   |
| 18 939  | 240                             | 23 117  | 223                             | 1 020                                       |
| 171 289   | 2 186                           | 171 279   | 2 546                           | 8 815                                       |
| <b>708 227</b>  | <b>9 641</b>                    | <b>835 080</b>  | <b>11 986</b>                   | <b>41 661</b>                               |
| 4 736   | 51                              | 1 724   | 17                              | 205   |
| 434 163   | 6 712                           | 477 322   | 9 224                           | 36 192                                      |
| 733 463   | 11 802                          | 317 542   | 4 595                           | 48 090                                      |
| 767 847   | 9 062                           | 1 041 394   | 14 401                          | 43 475                                      |
| 386 495   | 4 727                           | 495 517   | 8 309                           | 22 161                                      |
| 276 097   | 3 617                           | 522 814   | 8 545                           | 22 273                                      |
| <b>2 602 801</b>  | <b>35 971</b>                   | <b>2 856 313</b>  | <b>45 091</b>                   | <b>172 396</b>                              |
| 3 606   | 49                              | 11 515  | 139                             | 310   |
| 28 673  | 299                             | 30 934  | 465                             | 1 732                                       |
| 12 219  | 152                             | 1 226   | 29                              | 418   |
| <b>44 498</b>   | <b>500</b>                      | <b>43 675</b>   | <b>633</b>                      | <b>2 460</b>                                |
| 23 632  | 379                             | 23 088  | 338                             | 1 364                                       |
| 18 714  | 321                             | 19 513  | 332                             | 1 078                                       |
| 2 503   | 41                              | 10 008  | 107                             | 263   |
| 16 885  | 256                             | 17 396  | 193                             | 1 051                                       |
| <b>61 734</b>   | <b>997</b>                      | <b>70 005</b>   | <b>970</b>                      | <b>3 756</b>                                |
| 1 915   | 23                              | 2 000   | 48                              | 82  |
| -   | -                               | -   | -                               | -   |
| 889   | 20                              | 730   | 11                              | 67  |
| 1 129   | 14                              | 4 329   | 64                              | 248   |
| -   | -                               | -   | -                               | -   |
| 1 356   | 16                              | 1 501   | 22                              | 76  |
| <b>5 289</b>  | <b>73</b>                       | <b>8 560</b>  | <b>145</b>                      | <b>473</b>                                  |
| 995   | 14                              | 1 314   | 15                              | 75  |
| 8   | 0                               | 4   | 0                               | 2   |
| 47  | 1                               | 67  | 1                               | 16  |
| 260   | 3                               | 70  | 1                               | 9   |
| <b>1 310</b>  | <b>18</b>                       | <b>1 455</b>  | <b>17</b>                       | <b>102</b>                                  |
| <b>3 423 859</b>  | <b>47 200</b>                   | <b>3 815 088</b>  | <b>58 842</b>                   | <b>220 848</b>                              |

**TABEL**  
**TABLE**

1.24

**Produksi dan Banyaknya Tanaman Petai yang Menghasilkan Menurut Provinsi 2013**

*Production and Number of Harvested Plant of Twisted Cluster Bean by Province 2013*

| Provinsi<br>Province            | Triwulan I / Quarter I  |                                 | Triwulan II / Quarter II  |                                 |
|---------------------------------|---|---------------------------------|---|---------------------------------|
|                                 | Tanaman yang<br>Menghasilkan<br>Harvested Plant<br>(Pohon/Tree) | Produksi<br>Production<br>(ton) | Tanaman yang<br>Menghasilkan<br>Harvested Plant<br>(Pohon/Tree) | Produksi<br>Production<br>(ton) |
| (1)                             | (2)   | (3)                             | (4)   | (5)                             |
| 1 Aceh                          | 1 950   | 36                              | 3 159   | 50                              |
| 2 Sumatera Utara                | 77 818  | 2 143                           | 54 297  | 2 225                           |
| 3 Sumatera Barat                | 42 645  | 1 442                           | 41 790  | 1 016                           |
| 4 R i a u                       | 9 124   | 195                             | 8 590   | 172                             |
| 5 Kepulauan Riau                | 11 585  | 194                             | 5 352   | 122                             |
| 6 J a m b i                     | 14 985  | 353                             | 9 686   | 226                             |
| 7 Sumatera Selatan              | 49 204  | 1 131                           | 13 806  | 340                             |
| 8 Bangka Belitung               | 8 811   | 253                             | 4 007   | 109                             |
| 9 Bengkulu                      | 13 064  | 454                             | 7 016   | 241                             |
| 10 Lampung                      | 88 334  | 2 320                           | 66 573  | 1 838                           |
| <b>SUMATERA</b>                 | <b>317 520</b>  | <b>8 521</b>                    | <b>214 276</b>  | <b>6 339</b>                    |
| 11 DKI Jakarta                  | 428   | 8                               | 573   | 14                              |
| 12 Jawa Barat                   | 398 949   | 11 839                          | 103 825   | 2 322                           |
| 13 B a n t e n                  | 144 554   | 6 495                           | 84 064  | 3 554                           |
| 14 Jawa Tengah                  | 664 032   | 20 000                          | 246 151   | 9 264                           |
| 15 DI Yogyakarta                | 61 719  | 1 979                           | 7 876   | 182                             |
| 16 Jawa Timur                   | 564 662   | 17 045                          | 233 296   | 6 066                           |
| <b>JAWA</b>                     | <b>1 834 344</b>  | <b>57 366</b>                   | <b>675 785</b>  | <b>21 402</b>                   |
| 17 B a l i                      | -   | -                               | -   | -                               |
| 18 Nusa Tenggara Barat          | 40  | 2                               | -   | -                               |
| 19 Nusa Tenggara Timur          | 794   | 29                              | 1 234   | 47                              |
| <b>BALI &amp; NUSA TENGGARA</b> | <b>834</b>  | <b>31</b>                       | <b>1 234</b>  | <b>47</b>                       |
| 20 Kalimantan Barat             | 14 426  | 388                             | 14 903  | 372                             |
| 21 Kalimantan Tengah            | 19 636  | 320                             | 18 730  | 437                             |
| 22 Kalimantan Selatan           | 28 569  | 422                             | 13 253  | 276                             |
| 23 Kalimantan Timur             | 10 495  | 250                             | 4 670   | 82                              |
| <b>KALIMANTAN</b>               | <b>73 126</b>   | <b>1 380</b>                    | <b>51 556</b>   | <b>1 167</b>                    |
| 24 Sulawesi Utara               | -   | -                               | -   | -                               |
| 25 Gorontalo                    | -   | -                               | -   | -                               |
| 26 Sulawesi Tengah              | 1 508   | 49                              | 856   | 30                              |
| 27 Sulawesi Selatan             | 21 869  | 798                             | 3 341   | 89                              |
| 28 Sulawesi Barat               | -   | -                               | -   | -                               |
| 29 Sulawesi Tenggara            | 7 887   | 164                             | 7 227   | 135                             |
| <b>SULAWESI</b>                 | <b>31 264</b>   | <b>1 011</b>                    | <b>11 424</b>   | <b>254</b>                      |
| 30 M a l u k u                  | 876   | 13                              | 571   | 10                              |
| 31 Maluku Utara                 | 6   | 0                               | 7   | 0                               |
| 32 P a p u a                    | -   | -                               | 421   | 21                              |
| 33 Papua Barat                  | 299   | 6                               | 410   | 5                               |
| <b>MALUKU &amp; PAPUA</b>       | <b>1 181</b>  | <b>19</b>                       | <b>1 409</b>  | <b>36</b>                       |
| <b>INDONESIA</b>                | <b>2 258 269</b>  | <b>68 328</b>                   | <b>955 684</b>  | <b>29 245</b>                   |

Lanjutan Tabel/Continued Table 1.24

| Triwulan III / Quarter III                                      |                                 | Triwulan IV / Quarter IV  |                                 | Total Produksi<br>Total Production<br>(ton) |
|---|---------------------------------|---|---------------------------------|---|
| Tanaman yang<br>Menghasilkan<br>Harvested Plant<br>(Pohon/Tree) | Produksi<br>Production<br>(ton) | Tanaman yang<br>Menghasilkan<br>Harvested Plant<br>(Pohon/Tree) | Produksi<br>Production<br>(ton) |   |
| (6)   | (7)                             | (8)   | (9)                             | (10)  |
| 5 673   | 90                              | 6 507   | 115                             | 291   |
| 68 757  | 2 313                           | 87 164  | 3 196                           | 9 877                                       |
| 43 290  | 1 067                           | 55 434  | 1 383                           | 4 908                                       |
| 9 014   | 216                             | 19 567  | 330                             | 913   |
| 6 441   | 172                             | 15 472  | 304                             | 792   |
| 10 625  | 281                             | 13 352  | 397                             | 1 257                                       |
| 30 921  | 781                             | 33 505  | 732                             | 2 984                                       |
| 3 397   | 72                              | 6 741   | 150                             | 584   |
| 9 155   | 214                             | 11 113  | 172                             | 1 081                                       |
| 77 198  | 2 158                           | 103 562   | 2 745                           | 9 061                                       |
| <b>264 471</b>  | <b>7 364</b>                    | <b>352 417</b>  | <b>9 524</b>                    | <b>31 748</b>                               |
| 743   | 14                              | 478   | 6                               | 42  |
| 275 778   | 5 611                           | 597 129   | 19 282                          | 39 054                                      |
| 120 677   | 5 134                           | 48 346  | 1 452                           | 16 635                                      |
| 204 698   | 4 627                           | 631 480   | 15 835                          | 49 726                                      |
| 5 550   | 67                              | 132 279   | 4 144                           | 6 372                                       |
| 209 347   | 4 509                           | 678 895   | 27 848                          | 55 468                                      |
| <b>816 793</b>  | <b>19 962</b>                   | <b>2 088 607</b>  | <b>68 567</b>                   | <b>167 297</b>                              |
| 9   | 0                               | 170   | 5                               | 5   |
| -   | -                               | -   | -                               | 2   |
| 696   | 30                              | 1 469   | 43                              | 149   |
| <b>705</b>  | <b>30</b>                       | <b>1 639</b>  | <b>48</b>                       | <b>156</b>                                  |
| 30 452  | 739                             | 35 786  | 747                             | 2 246                                       |
| 11 701  | 296                             | 17 287  | 335                             | 1 388                                       |
| 13 060  | 270                             | 28 992  | 581                             | 1 549                                       |
| 11 125  | 228                             | 7 402   | 170                             | 730   |
| <b>66 338</b>   | <b>1 533</b>                    | <b>89 467</b>   | <b>1 833</b>                    | <b>5 913</b>                                |
| -   | -                               | -   | -                               | -   |
| -   | -                               | -   | -                               | -   |
| 929   | 23                              | 884   | 22                              | 124   |
| 2 676   | 35                              | 9 577   | 232                             | 1 154                                       |
| 65  | 1                               | 65  | 1                               | 2   |
| 3 763   | 65                              | 8 230   | 159                             | 523   |
| <b>7 433</b>  | <b>124</b>                      | <b>18 756</b>   | <b>414</b>                      | <b>1 803</b>                                |
| 390   | 5                               | 451   | 6                               | 34  |
| 3   | 0                               | -   | -                               | 0   |
| 393   | 19                              | 619   | 8                               | 48  |
| 545   | 7                               | 138   | 2                               | 20  |
| <b>1 331</b>  | <b>31</b>                       | <b>1 208</b>  | <b>16</b>                       | <b>102</b>                                  |
| <b>1 157 071</b>  | <b>29 044</b>                   | <b>2 552 094</b>  | <b>80 402</b>                   | <b>207 019</b>                              |

**TABEL**  
**TABLE**

2.1

**Tanaman Menghasilkan Buah-Buahan dan Sayuran Tahunan Triwulan I Tahun 2004 - 2013**  
**Harvested Plants of Annual Fruit and Vegetable First Quarter in 2004 - 2013**

| JENIS TANAMAN<br>TYPE OF PLANTS                                  | TANAMAN MENGHASILKAN BUAH DAN SAYURAN TAHUNAN<br>(POHON) / |             |             |             |
|--|--|-------------|-------------|-------------|
|  | TRIWULAN I   |             |             |             |
|  | 2004   | 2005        | 2006        | 2007        |
| (1)  | (2)  | (3)         | (4)         | (5)         |
| ALPUKAT / AVOCADO  | 1 193 678  | 1 411 185   | 1 390 332   | 1 625 362   |
| ANGGUR / GRAPE   | -  | -           | -           | -           |
| APEL / APPLE   | -  | -           | -           | -           |
| BELIMBING / STAR FRUIT   | 556 434  | 653 530     | 643 828     | 641 078     |
| DUKU/LANGSAT/KOKOSAN / DUKU                                      | 1 093 660  | 2 065 818   | 855 879     | 2 130 048   |
| DURIAN / DURIAN  | 2 548 215  | 3 758 239   | 2 488 256   | 4 330 818   |
| JAMBU BIJI / GUAVA   | 2 612 926  | 2 829 144   | 2 321 192   | 2 497 796   |
| JAMBU AIR / ROSE APPLE   | 548 148  | 923 859     | 654 404     | 671 434     |
| JERUK (SIAM/KEPROK+BESAR)/<br>ORANGE (ORANGE/TANGERINE + POMELO) | 14 722 288   | 19 608 683  | 19 459 971  | 17 822 857  |
| JERUK SIAM/KEPROK / ORANGE/TANGERINE                             | 14 376 298   | 19 285 686  | 19 120 915  | 17 595 611  |
| JERUK BESAR / POMELO   | 345 990  | 322 815     | 339 056     | 227 246     |
| MANGGA / MANGO   | 2 119 872  | 3 392 492   | 3 248 251   | 2 628 892   |
| MANGGIS / MANGOSTEEN   | 377 356  | 697 409     | 324 035     | 1 117 037   |
| MARKISA / MARQUISA   | 1 074 459  | 1 606 429   | 1 599 511   | 865 683     |
| NANGKA/CEMPEDAK / JACKFRUIT                                      | 2 685 308  | 3 578 467   | 2 901 314   | 3 152 990   |
| NENAS / PINEAPPLE  | 49 467 794   | 112 150 926 | 111 795 413 | 429 401 644 |
| PEPAYA / PAPAYA  | 7 361 291  | 6 597 628   | 6 116 057   | 6 460 585   |
| PISANG / BANANA  | 75 691 219   | 88 695 287  | 83 232 615  | 91 789 314  |
| RAMBUTAN / RAMBUTAN  | 4 622 747  | 7 196 818   | 5 327 745   | 8 297 613   |
| SALAK / SALACCA  | 44 773 033   | 49 119 902  | 48 301 464  | 44 955 297  |
| SAWO / SAPODILLA/STAR APPLE                                      | 479 724  | 666 211     | 598 605     | 685 232     |
| SIRSAK / SOURSOP   | 1 177 601  | 1 060 047   | 1.123.788   | 988 657     |
| SUKUN / BREADFRUIT   | 365 921  | 521 095     | 544 984     | 539 521     |
| JENGKOL / JENGKOL  | -  | -           | -           | -           |
| MELINJO / MELINJO  | 3 583 126  | 3 326 884   | 3 384 059   | 2 737 817   |
| PETAJ / TWISTED CLUSTER BEAN                                     | 1 012 068  | 1 377 920   | 1 027 664   | 2 226 153   |



Lanjutan Tabel/*Continued Table 2.1*

| <b>HARVESTED PLANTS OF ANNUAL FRUIT AND VEGETABLE (TREES)</b> |             |             |             |             |             |
|---|-------------|-------------|-------------|-------------|-------------|
| <b>QUARTER I</b>  |             |             |             |             |             |
| <b>2008</b>   | <b>2009</b> | <b>2010</b> | <b>2011</b> | <b>2012</b> | <b>2013</b> |
| <b>(6)</b>  | <b>(7)</b>  | <b>(8)</b>  | <b>(9)</b>  | <b>(10)</b> | <b>(11)</b> |
| 1 785 271   | 1 739 675   | 1 961 201   | 1 800 929   | 1 687 484   | 1 964 034   |
| 394 435   | 3 837       | 198 010     | 140 271     | 189 580     | 158 501     |
| 1 091 394   | 1 240 897   | 2 692 512   | 2 776 727   | 2 620 952   | 3 041 129   |
| 849 119   | 798 280     | 772 057     | 817 551     | 900 252     | 852 356     |
| 1 380 237   | 1 239 467   | 2 685 308   | 676 780     | 2 795 733   | 2 434 859   |
| 4 252 273   | 3 325 942   | 4 142 877   | 2 245 628   | 4 527 516   | 5 061 857   |
| 3 160 712   | 2 987 194   | 2 906 510   | 2 621 389   | 2 845 252   | 2 799 433   |
| 848 458   | 838 169     | 900 112     | 755 818     | 923 144     | 883 274     |
| 18 014 886  | 13 937 080  | 12 841 255  | 14 117 825  | 12 950 865  | 12 603 354  |
| 17 471 210  | 13 558 438  | 12 432 175  | 13 575 832  | 12 557 356  | 12 191 442  |
| 543 676   | 378 642     | 409 080     | 541 993     | 393 509     | 411 912     |
| 6 102 941   | 5 401 234   | 6 501 550   | 4 895 839   | 5 878 793   | 5 765 281   |
| 548 864   | 561 900     | 866 041     | 368 118     | 1 621 543   | 1 489 809   |
| 1 660 586   | 1 358 245   | 1 598 643   | 1 022 878   | 1 516 401   | 1 348 173   |
| 3 966 642   | 3 465 847   | 3 798 778   | 3 299 054   | 3 844 237   | 3 416 585   |
| 217 826 068   | 243 537 485 | 191 533 800 | 226 775 385 | 275 999 161 | 219 847 853 |
| 8 283 206   | 8 380 993   | 7 946 986   | 8 252 852   | 9 753 609   | 10 885 543  |
| 98 765 582  | 98 870 153  | 95 829 016  | 86 995 379  | 96 332 898  | 92 006 359  |
| 8 945 915   | 5 952 257   | 7 135 297   | 2 097 822   | 6 129 018   | 7 726 621   |
| 58 067 163  | 46 603 095  | 44 191 666  | 43 887 511  | 42 600 057  | 56 102 076  |
| 873 750   | 827 161     | 841 961     | 740 748     | 818 369     | 858 630     |
| 1 196 300   | 1 483 493   | 1 416 348   | 1 641 575   | 1 339 858   | 1 435 516   |
| 901 674   | 827 490     | 920 982     | 863 443     | 977 054     | 975 122     |
| 643 089   | 518 663     | 465 172     | 523 907     | 535 306     | 505 414     |
| 3 809 905   | 3 299 800   | 3 994 547   | 3 094 301   | 3 201 716   | 3 864 483   |
| 2 160 783   | 1 502 928   | 1 988 114   | 1 373 073   | 1 980 274   | 2 258 269   |

**TABEL**  
**TABLE**

2.2

**Tanaman Menghasilkan Buah-Buahan dan Sayuran Tahunan Triwulan II Tahun 2004 - 2013**  
*Harvested Plants of Annual Fruit and Vegetable Second Quarter in 2004 - 2013*

| JENIS TANAMAN<br>TYPE OF PLANTS                                  | TANAMAN MENGHASILKAN BUAH DAN SAYURAN TAHUNAN<br>(POHON) / |             |            |             |
|--|--|-------------|------------|-------------|
|  | TRIWULAN II  |             |            |             |
|  | 2004   | 2005        | 2006       | 2007        |
| (1)  | (2)  | (3)         | (4)        | (5)         |
| ALPUKAT / AVOCADO  | 640 950  | 789 617     | 777 669    | 737 134     |
| ANGGUR / GRAPE   | -  | -           | -          | -           |
| APEL / APPLE   | -  | -           | -          | -           |
| BELIMBING / STAR FRUIT   | 545 372  | 628 316     | 591 498    | 594 493     |
| DUKU/LANGSAT/KOKOSAN / DUKU                                      | 311 258  | 567 479     | 543 662    | 678 920     |
| DURIAN / DURIAN  | 825 176  | 1 387 654   | 1 201 858  | 1 141 407   |
| JAMBU BIJI / GUAVA   | 1 695 326  | 1 797 424   | 1 755 971  | 1 812 618   |
| JAMBU AIR / ROSE APPLE   | 685 324  | 736 572     | 618 874    | 589 981     |
| JERUK (SIAM/KEPROK+BESAR)/<br>ORANGE (ORANGE/TANGERINE + POMELO) | 21 075 162   | 20 355 940  | 24 545 752 | 22 211 687  |
| JERUK SIAM/KEPROK / ORANGE/TANGERINE                             | 20 225 194   | 19 714 716  | 23 861 780 | 21 648 435  |
| JERUK BESAR / POMELO   | 849 968  | 641 224     | 683 972    | 563 252     |
| MANGGA / MANGO   | 1 789 600  | 1 977 710   | 2 247 198  | 2 186 242   |
| MANGGIS / MANGOSTEEN   | 221 175  | 281 706     | 182 592    | 364 008     |
| MARKISA / MARQUISA   | 1 924 019  | 1 583 939   | 1 666 588  | 1 678 392   |
| NANGKA/CEMPEDAK / JACKFRUIT                                      | 2 438 082  | 3 261 428   | 2 688 922  | 2 395 427   |
| NENAS / PINEAPPLE  | 52 866 230   | 114 563 037 | 95 618 732 | 414 012 716 |
| PEPAYA / PAPAYA  | 7 233 686  | 6 976 091   | 7 058 236  | 6 181 646   |
| PISANG / BANANA  | 75 662 166   | 74 548 536  | 78 440 396 | 83 099 709  |
| RAMBUTAN / RAMBUTAN  | 738 840  | 1 852 863   | 1 115 563  | 1 289 651   |
| SALAK / SALACCA  | 25 975 788   | 45 768 830  | 25 713 291 | 21 616 651  |
| SAWO / SAPODILLA/STAR APPLE                                      | 486 797  | 572 604     | 586 015    | 697 152     |
| SIRSAK / SOURSOP   | 686 851  | 726 841     | 777 987    | 746 517     |
| SUKUN / BREADFRUIT   | 284 221  | 339 240     | 417 518    | 383 266     |
| JENGKOL / JENGKOL  | -  | -           | -          | -           |
| MELINJO / MELINJO  | 3 335 424  | 3 347 282   | 3 100 558  | 2 633 364   |
| PETAJ / TWISTED CLUSTER BEAN                                     | 423 388  | 435 379     | 543 392    | 765 680     |

Lanjutan Tabel/*Continued Table 2.2*

| <b>HARVESTED PLANTS OF ANNUAL FRUIT AND VEGETABLE PLANTS (TREES)</b> |             |             |             |             |             |
|--|-------------|-------------|-------------|-------------|-------------|
| <b>QUARTER II</b>  |             |             |             |             |             |
| <b>2008</b>  | <b>2009</b> | <b>2010</b> | <b>2011</b> | <b>2012</b> | <b>2013</b> |
| <b>(6)</b>   | <b>(7)</b>  | <b>(8)</b>  | <b>(9)</b>  | <b>(10)</b> | <b>(11)</b> |
| 1 086 494  | 1 087 965   | 1 120 477   | 1 365 803   | 1 149 022   | 1 187 212   |
| 296 230  | 190 871     | 178 220     | 80 876      | 79 859      | 130 259     |
| 1 857 895  | 1 803 531   | 2 469 193   | 3 033 501   | 2 568 584   | 2 636 797   |
| 735 444  | 727 261     | 658 458     | 809 689     | 818 768     | 780 717     |
| 551 660  | 708 893     | 718 822     | 835 344     | 768 384     | 719 956     |
| 1 680 408  | 1 922 202   | 1 399 262   | 2 755 464   | 1 877 191   | 1 527 329   |
| 2 133 399  | 2 302 602   | 2 155 299   | 2 260 739   | 2 149 568   | 1 993 375   |
| 850 694  | 878 451     | 799 158     | 853 806     | 882 480     | 795 781     |
| 24 514 792   | 15 448 108  | 17 134 300  | 14 378 988  | 16 976 486  | 17 872 637  |
| 23 965 987   | 14 772 465  | 16 378 592  | 13 773 549  | 16 217 414  | 17 145 852  |
| 548 805  | 675 643     | 755 708     | 605 439     | 759 072     | 726 785     |
| 5 470 821  | 6 353 304   | 4 104 569   | 4 911 548   | 4 952 265   | 3 475 048   |
| 309 487  | 241 039     | 351 016     | 486 248     | 635 304     | 334 475     |
| 1 766 419  | 1 021 008   | 1 650 872   | 1 026 788   | 1 430 389   | 1 802 938   |
| 3 295 265  | 3 328 457   | 3 194 913   | 3 192 719   | 3 247 609   | 2 827 012   |
| 200 304 476  | 244 633 527 | 235 170 289 | 283 516 437 | 245 787 524 | 303 938 757 |
| 8 764 642  | 8 772 179   | 8 351 635   | 9 814 709   | 10 422 022  | 10 715 681  |
| 94 189 648   | 112 577 851 | 88 790 327  | 92 341 895  | 93 415 629  | 81 596 376  |
| 2 116 539  | 2 500 030   | 2 347 669   | 2 315 369   | 2 738 160   | 1 541 342   |
| 45 663 732   | 48 142 605  | 32 962 836  | 40 430 013  | 34 526 609  | 32 508 730  |
| 772 819  | 837 915     | 815 387     | 769 621     | 799 365     | 839 782     |
| 729 771  | 1 507 242   | 1 037 676   | 1 613 543   | 787 053     | 747 675     |
| 597 680  | 575 254     | 623 232     | 743 686     | 621 090     | 676 919     |
| 460 390  | 385 385     | 421 537     | 501 299     | 442 402     | 327 088     |
| 3 394 563  | 4 028 576   | 3 673 740   | 3 744 610   | 3 534 697   | 3 352 797   |
| 801 096  | 810 773     | 1 030 280   | 1 479 840   | 1 259 352   | 955 684     |

**TABEL**  
**TABLE**

2.3

**Tanaman Menghasilkan Buah-Buahan dan Sayuran Tahunan Triwulan III Tahun 2004 - 2013**  
*Harvested Plants of Annual Fruit and Vegetable Third Quarter in 2004 - 2013*

| JENIS TANAMAN<br>TYPE OF PLANTS                                  | TANAMAN MENGHASILKAN BUAH-BUAHAN DAN SAYURAN<br>TAHUNAN (POHON) / |             |             |             |
|--|---|-------------|-------------|-------------|
|  | TRIWULAN III  |             |             |             |
|  | 2004  | 2005        | 2006        | 2007        |
| (1)  | (2)   | (3)         | (4)         | (5)         |
| ALPUKAT / AVOCADO  | 665 813   | 729 329     | 822 187     | 654 242     |
| ANGGUR / GRAPE   | -   | -           | -           | -           |
| APEL / APPLE   | -   | -           | -           | -           |
| BELIMBING / STAR FRUIT   | 739 162   | 667 471     | 605 933     | 631 116     |
| DUKU/LANGSAT/KOKOSAN / DUKU                                      | 332 288   | 489 416     | 530 772     | 414 148     |
| DURIAN / DURIAN  | 1 279 314   | 1 565 878   | 1 242 377   | 719 313     |
| JAMBU BIJI / GUAVA   | 1 809 737   | 2 050 630   | 1 878 162   | 1 792 516   |
| JAMBU AIR / ROSE APPLE   | 947 274   | 1 015 446   | 921 471     | 787 734     |
| JERUK (SIAM/KEPROK+BESAR)/<br>ORANGE (ORANGE/TANGERINE + POMELO) | 14 433 859  | 18 550 831  | 19 243 136  | 21 109 687  |
| JERUK SIAM/KEPROK / ORANGE/TANGERINE                             | 14 255 832  | 18 268 700  | 18 859 343  | 20 748 578  |
| JERUK BESAR / POMELO   | 178 027   | 282 131     | 383 793     | 361 109     |
| MANGGA / MANGO   | 9 037 698   | 9 202 239   | 11 097 018  | 8 176 702   |
| MANGGIS / MANGOSTEEN   | 187 640   | 341 888     | 275 715     | 178 988     |
| MARKISA / MARQUISA   | 582 933   | 1 518 783   | 1 772 848   | 1 722 415   |
| NANGKA/CEMPEDAK / JACKFRUIT                                      | 3 080 432   | 3 159 410   | 3 140 734   | 2 981 416   |
| NENAS / PINEAPPLE  | 154 975 091   | 188 943 984 | 207 852 751 | 390 292 530 |
| PEPAYA / PAPAYA  | 6 775 361   | 6 086 874   | 6 330 763   | 6 165 395   |
| PISANG / BANANA  | 75 386 777  | 77 873 585  | 76 520 103  | 76 323 154  |
| RAMBUTAN / RAMBUTAN  | 2 032 049   | 1 535 503   | 1 279 611   | 1 568 122   |
| SALAK / SALACCA  | 32 353 306  | 30 456 685  | 26 416 340  | 30 863 918  |
| SAWO / SAPODILLA/STAR APPLE                                      | 560 574   | 657 103     | 669 222     | 703 105     |
| SIRSAK / SOURSOP   | 508 085   | 808 118     | 675 339     | 659 423     |
| SUKUN / BREADFRUIT   | 583 245   | 448 037     | 389 986     | 605 578     |
| JENGKOL / JENGKOL  | -   | -           | -           | -           |
| MELINJO / MELINJO  | 3 056 652   | 2 980 070   | 2 812 555   | 2 969 302   |
| PETAJ / TWISTED CLUSTER BEAN                                     | 950 186   | 723 046     | 835 994     | 1 002 364   |

Lanjutan Tabel/*Continued Table 2.3*

| <b>HARVESTED PLANTS OF ANNUAL FRUIT AND VEGETABLE PLANTS (TREES)</b> |             |             |             |             |             |
|--|-------------|-------------|-------------|-------------|-------------|
| <b>QUARTER III</b>   |             |             |             |             |             |
| <b>2008</b>  | <b>2009</b> | <b>2010</b> | <b>2011</b> | <b>2012</b> | <b>2013</b> |
| <b>(6)</b>   | <b>(7)</b>  | <b>(8)</b>  | <b>(9)</b>  | <b>(10)</b> | <b>(11)</b> |
| 1 604 958  | 1 165 918   | 1 030 835   | 1 151 697   | 1 346 505   | 1 188 713   |
| 290 127  | 255 724     | 102 948     | 381 830     | 147 767     | 95 602      |
| 1 915 355  | 2 128 121   | 2 379 220   | 2 292 844   | 2 131 212   | 2 592 818   |
| 761 796  | 817 700     | 801 077     | 840 802     | 794 752     | 788 914     |
| 617 108  | 617 347     | 562 043     | 837 151     | 359 123     | 373 739     |
| 1 743 296  | 2 138 523   | 1 213 744   | 2 534 147   | 1 632 593   | 1 461 382   |
| 2 231 545  | 2 413 383   | 2 225 205   | 2 058 378   | 2 158 614   | 2 096 333   |
| 1 059 899  | 1 069 547   | 993 202     | 989 768     | 1 050 227   | 1 003 038   |
| 18 367 241   | 17 379 788  | 18 612 320  | 16 281 317  | 15 319 808  | 16 963 346  |
| 17 838 821   | 16 900 447  | 18 232 436  | 15 815 918  | 15 061 846  | 16 682 699  |
| 528 420  | 479 341     | 379 884     | 465 399     | 257 962     | 280 647     |
| 16 609 488   | 14 937 846  | 9 645 432   | 16 874 017  | 16 005 589  | 7 674 290   |
| 289 280  | 449 016     | 368 891     | 456 882     | 336 769     | 349 932     |
| 1 502 619  | 1 712 462   | 1 469 307   | 879 667     | 1 564 165   | 1 665 862   |
| 4 035 702  | 3 515 398   | 3 581 571   | 3 863 213   | 3 668 281   | 3 646 215   |
| 248 624 796  | 250 191 178 | 229 142 154 | 259 050 672 | 307 958 239 | 330 023 965 |
| 8 376 636  | 8 350 290   | 7 998 751   | 9 539 092   | 10 965 362  | 10 363 358  |
| 91 827 909   | 104 726 777 | 91 056 459  | 83 342 903  | 84 554 624  | 77 306 333  |
| 2 326 225  | 3 234 199   | 2 415 054   | 2 652 225   | 1 775 177   | 1 774 392   |
| 40 413 105   | 48 270 754  | 43 684 292  | 34 046 722  | 31 939 049  | 30 472 606  |
| 824 955  | 887 075     | 824 706     | 825 757     | 890 141     | 920 904     |
| 744 071  | 953 586     | 969 240     | 1 455 532   | 761 279     | 718 670     |
| 781 417  | 686 462     | 663 404     | 703 946     | 736 131     | 758 776     |
| 494 920  | 540 354     | 498 958     | 541 028     | 472 429     | 542 656     |
| 3 505 415  | 3 361 081   | 3 350 487   | 3 377 283   | 3 368 273   | 3 423 859   |
| 1 773 427  | 1 573 432   | 1 327 230   | 1 613 596   | 1 320 092   | 1 157 071   |

**TABEL**  
**TABLE**

2.4

**Tanaman Menghasilkan Buah-Buahan dan Sayuran Tahunan Triwulan IV Tahun 2004 - 2013**  
*Harvested Plants of Annual Fruit and Vegetable Fourth Quarter in 2004 - 2013*

| JENIS TANAMAN<br>TYPE OF PLANTS                                  | TANAMAN MENGHASILKAN BUAH-BUAHAN DAN SAYURAN<br>TAHUNAN (POHON) / |             |             |             |
|--|---|-------------|-------------|-------------|
|  | TRIWULAN IV   |             |             |             |
|  | 2004  | 2005        | 2006        | 2007        |
| (1)  | (2)   | (3)         | (4)         | (5)         |
| ALPUKAT / AVOCADO  | 1 083 443   | 1 394 300   | 1 299 549   | 1 231 433   |
| ANGGUR / GRAPE   | -   | -           | -           | -           |
| APEL / APPLE   | -   | -           | -           | -           |
| BELIMBING / STAR FRUIT   | 656 975   | 650 408     | 715 914     | 632 780     |
| DUKU/LANGSAT/KOKOSAN / DUKU                                      | 848 836   | 675 595     | 992 939     | 511 558     |
| DURIAN / DURIAN  | 4 009 308   | 2 801 944   | 4 186 748   | 2 547 198   |
| JAMBU BIJI / GUAVA   | 2 060 037   | 2 172 389   | 2 310 831   | 1 997 890   |
| JAMBU AIR / ROSE APPLE   | 1 155 187   | 944 901     | 1 040 867   | 1 107 312   |
| JERUK (SIAM/KEPROK+BESAR)/<br>ORANGE (ORANGE/TANGERINE + POMELO) | 17 547 004  | 15 901 775  | 17 768 424  | 16 614 445  |
| JERUK SIAM/KEPROK / ORANGE/TANGERINE                             | 17 299 889  | 15 606 800  | 17 468 422  | 16 376 144  |
| JERUK BESAR / POMELO   | 247 115   | 294 975     | 300 002     | 238 301     |
| MANGGA / MANGO   | 18 276 356  | 16 957 535  | 19 079 048  | 20 304 320  |
| MANGGIS / MANGOSTEEN   | 640 657   | 372 065     | 787 701     | 317 936     |
| MARKISA / MARQUISA   | 922 073   | 1 541 703   | 1 592 561   | 1 590 197   |
| NANGKA/CEMPEDAK / JACKFRUIT                                      | 4 720 983   | 4 251 053   | 4 728 997   | 4 729 213   |
| NENAS / PINEAPPLE  | 249 153 142   | 154 821 665 | 508 639 143 | 431 279 781 |
| PEPAYA / PAPAYA  | 6 652 628   | 6 833 850   | 6 579 732   | 6 696 067   |
| PISANG / BANANA  | 72 862 781  | 82 816 450  | 82 945 499  | 86 618 510  |
| RAMBUTAN / RAMBUTAN  | 6 566 070   | 4 593 053   | 7 239 244   | 4 085 437   |
| SALAK / SALACCA  | 31 200 998  | 65 514 860  | 44 980 394  | 40 460 814  |
| SAWO / SAPODILLA/STAR APPLE                                      | 696 624   | 652 715     | 782 078     | 757 715     |
| SIRSAK / SOURSOP   | 818 853   | 1 001 345   | 921 747     | 958 211     |
| SUKUN / BREADFRUIT   | 502 528   | 538 822     | 672 048     | 1 244 100   |
| JENGKOL / JENGKOL  | -   | -           | -           | -           |
| MELINJO / MELINJO  | 3 658 556   | 4 053 033   | 3 559 024   | 3 412 084   |
| PETAI / TWISTED CLUSTER BEAN                                     | 1 892 092   | 1 323 061   | 1 949 343   | 2 278 420   |

Lanjutan Tabel/*Continued Table 2.4*

| <b>HARVESTED PLANTS OF ANNUAL FRUIT AND VEGETABLE PLANTS (TREES)</b> |             |             |             |             |             |
|--|-------------|-------------|-------------|-------------|-------------|
| <b>QUARTER IV</b>  |             |             |             |             |             |
| <b>2008</b>  | <b>2009</b> | <b>2010</b> | <b>2011</b> | <b>2012</b> | <b>2013</b> |
| <b>(6)</b>   | <b>(7)</b>  | <b>(8)</b>  | <b>(9)</b>  | <b>(10)</b> | <b>(11)</b> |
| 1 687 879  | 1 667 172   | 1 346 324   | 1 773 394   | 1 979 502   | 1 939 141   |
| 353 997  | 177 048     | 179 070     | 145 214     | 162 168     | 161 606     |
| 2 241 827  | 2 517 292   | 3 119 948   | 1 384 026   | 3 476 630   | 2 721 752   |
| 698 451  | 786 233     | 759 293     | 842 076     | 834 042     | 804 086     |
| 1 335 641  | 1 639 289   | 546 624     | 1 991 583   | 875 832     | 869 937     |
| 4 468 633  | 5 804 426   | 1 812 229   | 6 461 935   | 5 468 827   | 3 546 908   |
| 2 345 208  | 2 405 002   | 2 207 526   | 2 483 112   | 2 337 825   | 2 264 714   |
| 1 188 402  | 1 237 252   | 1 069 664   | 1 257 502   | 1 264 438   | 1 223 440   |
| 16 039 689   | 19 980 057  | 13 166 117  | 12 599 045  | 10 722 663  | 13 731 257  |
| 15 685 517   | 19 472 340  | 12 693 689  | 12 111 021  | 10 230 492  | 13 257 055  |
| 354 172  | 507 717     | 472 428     | 488 024     | 492 171     | 474 202     |
| 16 714 310   | 21 273 183  | 12 480 887  | 19 178 885  | 21 882 520  | 24 593 695  |
| 766 086  | 1 154 047   | 351 374     | 1 516 547   | 770 989     | 892 832     |
| 1 459 627  | 1 503 563   | 1 162 712   | 1 190 968   | 1 664 056   | 1 737 491   |
| 4 979 188  | 5 542 872   | 4 529 575   | 5 819 067   | 5 166 082   | 5 022 379   |
| 340 052 634  | 267 548 491 | 282 859 286 | 261 483 922 | 388 719 219 | 273 842 384 |
| 8 409 165  | 8 207 586   | 8 353 143   | 10 416 502  | 11 186 596  | 10 098 100  |
| 92 535 107   | 106 016 795 | 86 917 776  | 91 323 962  | 85 573 858  | 87 579 825  |
| 8 213 224  | 10 078 626  | 2 360 767   | 11 428 547  | 8 554 415   | 4 614 303   |
| 57 885 642   | 53 581 665  | 39 925 783  | 40 193 046  | 44 881 275  | 47 023 109  |
| 825 353  | 965 976     | 810 797     | 964 773     | 975 434     | 927 256     |
| 932 116  | 1 185 623   | 1 190 180   | 1 617 868   | 904 633     | 833 804     |
| 895 653  | 858 737     | 741 517     | 1 031 896   | 965 708     | 904 914     |
| 708 358  | 619 373     | 502 541     | 700 206     | 679 640     | 548 099     |
| 4 119 830  | 3 932 487   | 3 796 162   | 4 155 126   | 4 522 286   | 3 815 088   |
| 2 333 221  | 2 549 881   | 1 378 941   | 2 857 450   | 3 075 008   | 2 552 094   |

**TABEL**  
**TABLE**

3.1

**Produksi Buah-Buahan dan Sayuran Tahunan Triwulan I Tahun 2004 - 2013**  
*Production of Annual Fruit and Vegetable First Quarter in 2004 - 2013*

| JENIS TANAMAN<br>TYPE OF PLANTS                                  | PRODUKSI BUAH-BUAHAN DAN SAYURAN TAHUNAN (TON) / |           |           |           |
|--|--|-----------|-----------|-----------|
|  | TRIWULAN I                                       |           |           |           |
|  | 2004   | 2005      | 2006      | 2007      |
| (1)  | (2)  | (3)       | (4)       | (5)       |
| ALPUKAT / AVOCADO  | 67 630   | 63 064    | 70 109    | 65 165    |
| ANGGUR / GRAPE   | -  | -         | -         | -         |
| APEL / APPLE   | -  | -         | -         | -         |
| BELIMBING / STAR FRUIT   | 17 790   | 14 808    | 16 817    | 14 610    |
| DUKU/LANGSAT/KOKOSAN / DUKU                                      | 66 512   | 95 258    | 41 826    | 104 572   |
| DURIAN / DURIAN  | 166 728  | 214 823   | 183 783   | 288 790   |
| JAMBU BIJI / GUAVA   | 64 797   | 55 526    | 54 180    | 50 204    |
| JAMBU AIR / ROSE APPLE   | 20 404   | 23 454    | 21 813    | 16 230    |
| JERUK (SIAM/KEPROK+BESAR)/<br>ORANGE (ORANGE/TANGERINE + POMELO) | 480 755  | 527 736   | 641 770   | 576 144   |
| JERUK SIAM/KEPROK / ORANGE/TANGERINE                             | 463 086  | 516 213   | 626 928   | 563 866   |
| JERUK BESAR / POMELO   | 17 669   | 11 523    | 14 842    | 12 278    |
| MANGGA / MANGO   | 82 993   | 120 939   | 104 451   | 124 565   |
| MANGGIS / MANGOSTEEN   | 23 310   | 31 705    | 13 590    | 70 290    |
| MARKISA / MARQUISA   | 9 653  | 26 531    | 19 835    | 18 052    |
| NANGKA/CEMPEDAK / JACKFRUIT                                      | 156 140  | 154 545   | 159 040   | 129 888   |
| NENAS / PINEAPPLE  | 82 730   | 168 999   | 146 519   | 194.808*) |
| PEPAYA / PAPAYA  | 211 252  | 133 585   | 167 478   | 148 550   |
| PISANG / BANANA  | 1 506 313  | 1 384 956 | 1 321 432 | 1 385 951 |
| RAMBUTAN / RAMBUTAN  | 216 063  | 344 311   | 316 077   | 442 772   |
| SALAK / SALACCA  | 307 519  | 276 105   | 404 093   | 191 259   |
| SAWO / SAPODILLA/STAR APPLE                                      | 18 265   | 23 764    | 23 061    | 23 692    |
| SIRSAK / SOURSOP   | 31 600   | 22 057    | 29 108    | 13 092    |
| SUKUN / BREADFRUIT   | 15 547   | 17 595    | 21 935    | 18 902    |
| JENGKOL / JENGKOL  | -  | -         | -         | -         |
| MELINJO / MELINJO  | 58 631   | 48 907    | 56 514    | 46 257    |
| PETAJ / TWISTED CLUSTER BEAN                                     | 37 173   | 44 924    | 31 768    | 65 793    |



Lanjutan Tabel/*Continued Table 3.1*

| <b>PRODUCTION OF ANNUAL FRUIT AND VEGETABLE PLANTS (TONS)</b> |             |             |             |             |             |
|---|-------------|-------------|-------------|-------------|-------------|
| <b>QUARTER I</b>  |             |             |             |             |             |
| <b>2008</b>   | <b>2009</b> | <b>2010</b> | <b>2011</b> | <b>2012</b> | <b>2013</b> |
| <b>(6)</b>  | <b>(7)</b>  | <b>(8)</b>  | <b>(9)</b>  | <b>(10)</b> | <b>(11)</b> |
| 77 064  | 73 979      | 75 698      | 69 635      | 82 445      | 99 147      |
| 5 991   | 43          | 3 254       | 2 335       | 3 060       | 3 176       |
| 22 822  | 34 817      | 55 469      | 40 689      | 58 013      | 67 046      |
| 19 126  | 18 857      | 17 760      | 18 574      | 26 211      | 21 665      |
| 56 543  | 61 393      | 146 903     | 27 046      | 157 860     | 133 056     |
| 247 234   | 201 339     | 237 904     | 117 303     | 287 758     | 354 426     |
| 65 080  | 68 292      | 64 351      | 55 531      | 70 072      | 63 263      |
| 20 573  | 21 920      | 18 949      | 15 053      | 22 378      | 20 660      |
| 519 990   | 400 136     | 423 033     | 420 770     | 366 833     | 339 980     |
| 503 173   | 381 903     | 400 005     | 403 488     | 345 454     | 317 825     |
| 16 817  | 18 233      | 23 028      | 17 282      | 21 379      | 22 155      |
| 243 119   | 234 061     | 249 610     | 193 569     | 252 638     | 290 036     |
| 22 125  | 26 279      | 48 037      | 12 093      | 112 016     | 83 803      |
| 35 558  | 18 308      | 34 657      | 15 601      | 33 857      | 32 867      |
| 156 535   | 140 366     | 144 500     | 121 933     | 167 912     | 138 362     |
| 318 168   | 363 236     | 327 046     | 371 777     | 397 786     | 371 361     |
| 178 343   | 212 241     | 152 832     | 169 476     | 205 069     | 260 116     |
| 1 540 576   | 1 535 591   | 1 435 451   | 1 384 642   | 1 606 922   | 1 626 934   |
| 426 931   | 310 396     | 276 235     | 65 548      | 258 936     | 320 515     |
| 269 961   | 180 469     | 150 987     | 278 804     | 240 676     | 388 153     |
| 32 219  | 31 057      | 33 122      | 26 256      | 31 953      | 30 887      |
| 19 985  | 26 243      | 24 632      | 34 621      | 18 085      | 18 713      |
| 30 723  | 30 727      | 28 960      | 22 877      | 35 210      | 36 117      |
| 22 878  | 15 569      | 12 248      | 12 838      | 15 643      | 18 041      |
| 58 873  | 52 077      | 60 321      | 44 657      | 45 770      | 64 324      |
| 59 854  | 42 699      | 51 978      | 38 744      | 57 969      | 68 328      |

**TABEL**  
**TABLE**

3.2

**Produksi Buah-Buahan dan Sayuran Tahunan Triwulan II Tahun 2004 - 2013**

*Production of Annual Fruit and Vegetable Second Quarter in 2004 - 2013*

| JENIS TANAMAN<br>TYPE OF PLANTS                                  | PRODUKSI BUAH-BUAHAN DAN SAYURAN TAHUNAN (TON) / |           |           |           |
|--|--|-----------|-----------|-----------|
|  | TRIWULAN II                                      |           |           |           |
|  | 2004   | 2005      | 2006      | 2007      |
| (1)  | (2)  | (3)       | (4)       | (5)       |
| ALPUKAT / AVOCADO  | 34 762   | 38 383    | 37 538    | 28 657    |
| ANGGUR / GRAPE   | -  | -         | -         | -         |
| APEL / APPLE   | -  | -         | -         | -         |
| BELIMBING / STAR FRUIT   | 16 876   | 18 199    | 17 042    | 13 954    |
| DUKU/LANGSAT/KOKOSAN / DUKU                                      | 18 426   | 24 176    | 21 353    | 32 416    |
| DURIAN / DURIAN  | 49 259   | 73 123    | 94 687    | 76 200    |
| JAMBU BIJI / GUAVA   | 42 171   | 34 850    | 41 395    | 34 647    |
| JAMBU AIR / ROSE APPLE   | 25 200   | 19 804    | 24 979    | 14 136    |
| JERUK (SIAM/KEPROK+BESAR)/<br>ORANGE (ORANGE/TANGERINE + POMELO) | 672 346  | 684 550   | 867 975   | 666 516   |
| JERUK SIAM/KEPROK / ORANGE/TANGERINE                             | 630 787  | 650 326   | 824 651   | 634 660   |
| JERUK BESAR / POMELO   | 41 559   | 34 224    | 43 324    | 31 856    |
| MANGGA / MANGO   | 81 210   | 69 607    | 88 247    | 96 303    |
| MANGGIS / MANGOSTEEN   | 7 575  | 10 770    | 5 747     | 20 586    |
| MARKISA / MARQUISA   | 29 128   | 25 641    | 35 470    | 24 880    |
| NANGKA/CEMPEDAK / JACKFRUIT                                      | 151 375  | 170 989   | 116 456   | 95 144    |
| NENAS / PINEAPPLE  | 58 219   | 128 330   | 135 987   | 454 971   |
| PEPAYA / PAPAYA  | 168 613  | 138 677   | 154 458   | 142 548   |
| PISANG / BANANA  | 1 070 559  | 1 157 232 | 1 251 570 | 1 344 261 |
| RAMBUTAN / RAMBUTAN  | 28 616   | 65 067    | 50 856    | 41 520    |
| SALAK / SALACCA  | 175 139  | 181 548   | 133 033   | 89 977    |
| SAWO / SAPODILLA/STAR APPLE                                      | 18 886   | 18 582    | 19 455    | 23 845    |
| SIRSAK / SOURSOP   | 19 438   | 14 631    | 15 017    | 9 382     |
| SUKUN / BREADFRUIT   | 11 087   | 14 093    | 18 843    | 14 018    |
| JENGKOL / JENGKOL  | -  | -         | -         | -         |
| MELINJO / MELINJO  | 48 971   | 45 982    | 51 467    | 42 823    |
| PETAJ / TWISTED CLUSTER BEAN                                     | 11 388   | 11 885    | 17 245    | 20 483    |

Lanjutan Tabel/*Continued Table 3.2*

| <b>PRODUCTION OF ANNUAL FRUIT AND VEGETABLE PLANTS (TONS)</b> |             |             |             |             |             |
|---|-------------|-------------|-------------|-------------|-------------|
| <b>QUARTER II</b>   |             |             |             |             |             |
| <b>2008</b>   | <b>2009</b> | <b>2010</b> | <b>2011</b> | <b>2012</b> | <b>2013</b> |
| <b>(6)</b>  | <b>(7)</b>  | <b>(8)</b>  | <b>(9)</b>  | <b>(10)</b> | <b>(11)</b> |
| 41 348  | 45 368      | 51 117      | 64 482      | 55 619      | 52 479      |
| 3 771   | 2 647       | 2 792       | 1 473       | 1 037       | 2 019       |
| 57 462  | 118 961     | 43 992      | 40 101      | 57 183      | 40 205      |
| 15 963  | 17 056      | 14 930      | 17 670      | 22 855      | 19 350      |
| 17 564  | 27 093      | 32 455      | 31 213      | 38 876      | 45 829      |
| 74 614  | 122 934     | 62 658      | 151 790     | 113 003     | 84 444      |
| 45 747  | 48 250      | 45 434      | 48 647      | 46 681      | 38 301      |
| 21 174  | 24 048      | 18 245      | 19 325      | 22 123      | 16 816      |
| 925 785   | 555 681     | 604 066     | 406 336     | 528 076     | 458 572     |
| 893 928   | 509 661     | 570 310     | 381 865     | 482 144     | 416 742     |
| 31 857  | 46 020      | 33 756      | 24 471      | 45 932      | 41 830      |
| 205 720   | 317 130     | 142 886     | 187 860     | 223 900     | 159 119     |
| 9 413   | 8 816       | 11 265      | 19 251      | 26 306      | 12 548      |
| 36 449  | 19 816      | 38 902      | 34 976      | 31 089      | 37 863      |
| 131 268   | 133 554     | 121 560     | 116 670     | 120 785     | 106 672     |
| 298 975   | 378 958     | 355 666     | 424 291     | 391 351     | 619 400     |
| 175 653   | 172 009     | 171 990     | 244 063     | 229 167     | 201 577     |
| 1 488 554   | 1 641 590   | 1 409 483   | 1 602 930   | 1 497 024   | 1 428 822   |
| 79 009  | 101 081     | 79 300      | 73 978      | 82 492      | 46 513      |
| 178 401   | 183 230     | 157 963     | 256 736     | 237 698     | 179 393     |
| 28 058  | 29 709      | 28 972      | 27 122      | 30 588      | 30 067      |
| 10 260  | 12 941      | 11 821      | 12 439      | 11 412      | 11 614      |
| 18 447  | 19 493      | 17 700      | 21 564      | 19 439      | 19 969      |
| 16 669  | 12 068      | 11 440      | 15 732      | 12 810      | 11 315      |
| 50 144  | 60 233      | 53 349      | 54 990      | 50 869      | 50 482      |
| 23 737  | 20 007      | 23 808      | 43 681      | 32 056      | 29 245      |

**TABEL**  
**TABLE**

**3.3**

**Produksi Buah-Buahan dan Sayuran Tahunan Triwulan III Tahun 2004  
- 2013**  
*Production of Annual Fruit and Vegetable Third Quarter in 2004 - 2013*

| JENIS TANAMAN<br>TYPE OF PLANTS                                  | PRODUKSI BUAH-BUAHAN DAN SAYURAN TAHUNAN (TON) / |           |           |           |
|--|--|-----------|-----------|-----------|
|  | TRIWULAN III                                     |           |           |           |
|  | 2004   | 2005      | 2006      | 2007      |
| (1)  | (2)  | (3)       | (4)       | (5)       |
| ALPUKAT / AVOCADO  | 38 151   | 28 595    | 38 630    | 31 550    |
| ANGGUR / GRAPE   | -  | -         | -         | -         |
| APEL / APPLE   | -  | -         | -         | -         |
| BELIMBING / STAR FRUIT   | 21 492   | 15 972    | 16 240    | 16 829    |
| DUKU/LANGSAT/KOKOSAN / DUKU                                      | 11 980   | 19 683    | 29 220    | 19 624    |
| DURIAN / DURIAN  | 78 573   | 101 508   | 96 887    | 57 167    |
| JAMBU BIJI / GUAVA   | 49 717   | 42 542    | 45 462    | 45 779    |
| JAMBU AIR / ROSE APPLE   | 32 335   | 35 111    | 36 960    | 26 437    |
| JERUK (SIAM/KEPROK+BESAR)/<br>ORANGE (ORANGE/TANGERINE + POMELO) | 372 459  | 532 527   | 588 435   | 656 471   |
| JERUK SIAM/KEPROK / ORANGE/TANGERINE                             | 363 498  | 522 603   | 570 241   | 637 427   |
| JERUK BESAR / POMELO   | 8 961  | 9 924     | 18 194    | 19 044    |
| MANGGA / MANGO   | 370 139  | 329 259   | 454 245   | 384 349   |
| MANGGIS / MANGOSTEEN   | 7 008  | 8 813     | 9 114     | 8 583     |
| MARKISA / MARQUISA   | 6 879  | 15 757    | 25 506    | 27 256    |
| NANGKA/CEMPEDAK / JACKFRUIT                                      | 176 110  | 168 556   | 137 902   | 144 243   |
| NENAS / PINEAPPLE  | 206 655  | 343 439   | 367 795   | 363.242*) |
| PEPAYA / PAPAYA  | 187 615  | 122 885   | 149 844   | 160 602   |
| PISANG / BANANA  | 1 114 743  | 1 319 391 | 1 231 444 | 1 238 376 |
| RAMBUTAN / RAMBUTAN  | 88 133   | 53 195    | 50 851    | 62 288    |
| SALAK / SALACCA  | 157 701  | 109 836   | 130 119   | 301 463   |
| SAWO / SAPODILLA/STAR APPLE                                      | 22 246   | 19 918    | 27 140    | 25 228    |
| SIRSAK / SOURSOP   | 12 887   | 18 576    | 13 867    | 13 445    |
| SUKUN / BREADFRUIT   | 19 919   | 18 172    | 16 158    | 21 366    |
| JENGKOL / JENGKOL  | -  | -         | -         | -         |
| MELINJO / MELINJO  | 38 005   | 33 474    | 47 961    | 52 782    |
| PETAJ / TWISTED CLUSTER BEAN                                     | 30 297   | 24 419    | 29 394    | 24 825    |

Lanjutan Tabel/*Continued Table 3.3*

| <b>PRODUCTION OF ANNUAL FRUIT AND VEGETABLE PLANTS (TONS)</b> |             |             |             |             |             |
|---|-------------|-------------|-------------|-------------|-------------|
| <b>QUARTER III</b>  |             |             |             |             |             |
| <b>2008</b>   | <b>2009</b> | <b>2010</b> | <b>2011</b> | <b>2012</b> | <b>2013</b> |
| <b>(6)</b>  | <b>(7)</b>  | <b>(8)</b>  | <b>(9)</b>  | <b>(10)</b> | <b>(11)</b> |
| 42 293  | 48 314      | 41 980      | 53 458      | 65 911      | 53 922      |
| 5 100   | 3 729       | 2 244       | 6 061       | 3 327       | 1 928       |
| 27 739  | 54 384      | 34 548      | 84 367      | 47 765      | 66 298      |
| 18 509  | 18 199      | 18 133      | 22 154      | 20 900      | 19 310      |
| 19 736  | 23 693      | 26 262      | 26 282      | 17 723      | 15 590      |
| 97 261  | 101 481     | 67 594      | 119 637     | 106 728     | 83 343      |
| 46 487  | 50 939      | 48 366      | 45 399      | 44 107      | 36 278      |
| 32 374  | 25 389      | 23 037      | 25 119      | 25 965      | 23 694      |
| 525 497   | 521 018     | 555 298     | 537 005     | 454 718     | 407 748     |
| 509 444   | 499 594     | 538 054     | 500 899     | 439 972     | 393 322     |
| 16 053  | 21 424      | 17 244      | 36 106      | 14 746      | 14 426      |
| 807 765   | 697 522     | 374 398     | 759 952     | 721 838     | 351 497     |
| 8 592   | 15 724      | 13 683      | 17 801      | 12 105      | 11 950      |
| 31 377  | 44 631      | 35 697      | 35 616      | 32 988      | 35 153      |
| 160 548   | 153 813     | 140 944     | 150 876     | 147 611     | 132 167     |
| 361 860   | 371 032     | 344 368     | 368 604     | 455 223     | 452 177     |
| 163 471   | 203 367     | 156 906     | 262 957     | 222 451     | 218 796     |
| 1 404 334   | 1 559 823   | 1 430 610   | 1 346 842   | 1 348 197   | 1 370 696   |
| 95 025  | 87 921      | 87 926      | 93 840      | 56 731      | 59 691      |
| 152 527   | 196 506     | 224 644     | 255 888     | 238 247     | 179 743     |
| 29 612  | 31 261      | 28 968      | 27 868      | 33 442      | 32 774      |
| 9 800   | 11 409      | 10 619      | 13 712      | 9 623       | 9 676       |
| 29 372  | 24 203      | 19 219      | 22 241      | 23 628      | 22 874      |
| 14 772  | 17 392      | 13 078      | 14 681      | 12 774      | 15 638      |
| 55 233  | 47 941      | 46 621      | 51 248      | 52 595      | 47 200      |
| 56 209  | 44 548      | 29 796      | 45 123      | 37 633      | 29 044      |

**TABEL**  
**TABLE**

3.4

**Produksi Buah-Buahan dan Sayuran Tahunan Triwulan IV Tahun 2004 - 2013**  
*Production of Annual Fruit and Vegetable Fourth Quarter in 2004 - 2013*

| JENIS TANAMAN<br>TYPE OF PLANTS                                  | PRODUKSI BUAH-BUAHAN DAN SAYURAN TAHUNAN (TON) / |           |           |           |
|--|--|-----------|-----------|-----------|
|  | TRIWULAN IV                                      |           |           |           |
|  | 2004   | 2005      | 2006      | 2007      |
| (1)  | (2)  | (3)       | (4)       | (5)       |
| ALPUKAT / AVOCADO  | 81 231   | 97 533    | 93 186    | 76 263    |
| ANGGUR / GRAPE   | -  | -         | -         | -         |
| APEL / APPLE   | -  | -         | -         | -         |
| BELIMBING / STAR FRUIT   | 21 959   | 16 988    | 20 199    | 14 591    |
| DUKU/LANGSAT/KOKOSAN / DUKU                                      | 49 149   | 24 272    | 65 256    | 21 414    |
| DURIAN / DURIAN  | 381 342  | 176 751   | 372 491   | 172 685   |
| JAMBU BIJI / GUAVA   | 53 635   | 45 591    | 55 143    | 48 844    |
| JAMBU AIR / ROSE APPLE   | 39 637   | 32 335    | 44 896    | 37 212    |
| JERUK (SIAM/KEPROK+BESAR)/<br>ORANGE (ORANGE/TANGERINE + POMELO) | 545 524  | 469 206   | 467 363   | 726 753   |
| JERUK SIAM/KEPROK / ORANGE/TANGERINE                             | 537 389  | 461 077   | 458 032   | 715 682   |
| JERUK BESAR / POMELO   | 8 135  | 8 129     | 9 331     | 11 071    |
| MANGGA / MANGO   | 903 323  | 893 079   | 975 054   | 1 213 402 |
| MANGGIS / MANGOSTEEN   | 24 224   | 13 423    | 44 183    | 13 263    |
| MARKISA / MARQUISA   | 13 775   | 14 963    | 38 872    | 36 600    |
| NANGKA/CEMPEDAK / JACKFRUIT                                      | 227 170  | 218 603   | 270 507   | 232 654   |
| NENAS / PINEAPPLE  | 362 314  | 284 314   | 777 480   | 382.545*) |
| PEPAYA / PAPAYA  | 165 131  | 153 510   | 171 671   | 169 824   |
| PISANG / BANANA  | 1 182 824  | 1 316 028 | 1 233 026 | 1 485 638 |
| RAMBUTAN / RAMBUTAN  | 377 045  | 213 006   | 383 293   | 159 243   |
| SALAK / SALACCA  | 160 616  | 370 441   | 194 705   | 223 180   |
| SAWO / SAPODILLA/STAR APPLE                                      | 28 634   | 21 523    | 37 513    | 28 498    |
| SIRSAK / SOURSOP   | 18 413   | 20 503    | 26 381    | 19 879    |
| SUKUN / BREADFRUIT   | 20 441   | 23 777    | 31 403    | 37 728    |
| JENGKOL / JENGKOL  | -  | -         | -         | -         |
| MELINJO / MELINJO  | 64 023   | 82 473    | 83 267    | 63 866    |
| PETAI / TWISTED CLUSTER BEAN                                     | 56 857   | 44 361    | 69 861    | 67 579    |

Lanjutan Tabel/*Continued Table 3.4*

| <b>PRODUCTION OF ANNUAL FRUIT AND VEGETABLE PLANTS (TONS)</b> |             |             |             |             |             |
|---|-------------|-------------|-------------|-------------|-------------|
| <b>QUARTER IV</b>   |             |             |             |             |             |
| <b>2008</b>   | <b>2009</b> | <b>2010</b> | <b>2011</b> | <b>2012</b> | <b>2013</b> |
| <b>(6)</b>  | <b>(7)</b>  | <b>(8)</b>  | <b>(9)</b>  | <b>(10)</b> | <b>(11)</b> |
| 83 510  | 89 981      | 55 483      | 88 378      | 90 225      | 84 353      |
| 7 108   | 3 100       | 3 410       | 2 069       | 2 736       | 2 351       |
| 52 770  | 53 847      | 56 600      | 35 016      | 84 114      | 81 696      |
| 18 799  | 18 331      | 18 266      | 22 455      | 21 828      | 19 318      |
| 64 806  | 83 185      | 23 196      | 86 572      | 43 998      | 38 650      |
| 263 214   | 372 004     | 123 983     | 495 239     | 380 641     | 236 845     |
| 54 946  | 52 721      | 46 400      | 62 259      | 47 291      | 43 802      |
| 37 410  | 33 528      | 25 742      | 43 659      | 33 926      | 30 121      |
| 496 360   | 654 933     | 446 507     | 454 838     | 262 157     | 448 445     |
| 484 466   | 634 682     | 429 404     | 435 628     | 230 826     | 420 512     |
| 11 894  | 20 251      | 17 103      | 19 210      | 31 331      | 27 933      |
| 848 481   | 994 727     | 520 393     | 989 758     | 1 177 963   | 1 392 283   |
| 38 544  | 54 739      | 11 553      | 68 450      | 39 867      | 31 307      |
| 34 644  | 38 041      | 22 755      | 35 682      | 36 596      | 35 312      |
| 227 104   | 225 711     | 171 323     | 265 329     | 227 628     | 209 165     |
| 454 130   | 444 970     | 379 365     | 375 954     | 537 539     | 439 868     |
| 200 432   | 185 227     | 194 073     | 281 755     | 249 625     | 229 338     |
| 1 571 151   | 1 636 529   | 1 479 529   | 1 798 281   | 1 736 909   | 1 852 838   |
| 377 294   | 487 443     | 79 391      | 578 543     | 359 184     | 155 741     |
| 261 576   | 268 809     | 216 282     | 290 697     | 318 786     | 283 123     |
| 30 760  | 35 849      | 31 751      | 36 892      | 39 349      | 33 962      |
| 14 997  | 14 766      | 13 682      | 18 092      | 12 689      | 12 083      |
| 35 236  | 36 500      | 23 352      | 35 407      | 33 491      | 27 973      |
| 25 688  | 17 446      | 13 469      | 22 579      | 20 970      | 16 161      |
| 66 404  | 60 846      | 54 064      | 66 629      | 75 108      | 58 842      |
| 73 736  | 76 425      | 34 345      | 91 077      | 88 549      | 80 402      |

\*) revisi data nenas tahun 2007

**TABEL**  
**TABLE**

**3.5**

**Produksi Buah-Buahan dan Sayuran Tahunan Tahun 2004 - 2013**  
**Production of Annual Fruit and Vegetable in 2004 - 2013**

| JENIS TANAMAN<br>TYPE OF PLANTS                                  | PRODUKSI BUAH-BUAHAN DAN SAYURAN TAHUNAN (TON) / |           |           |             |
|--|--|-----------|-----------|-------------|
|  | TAHUN  |           |           |             |
|  | 2004   | 2005      | 2006      | 2007        |
| (1)  | (2)  | (3)       | (4)       | (5)         |
| ALPUKAT / AVOCADO  | 221 774  | 227 577   | 239 463   | 201 635     |
| ANGGUR / GRAPE   | -  | -         | -         | -           |
| APEL / APPLE   | -  | -         | -         | -           |
| BELIMBING / STAR FRUIT   | 78 117   | 65 967    | 70 298    | 59 984      |
| DUKU/LANGSAT/KOKOSAN / DUKU                                      | 146 067  | 163 389   | 157 655   | 178 026     |
| DURIAN / DURIAN  | 675 902  | 566 205   | 747 848   | 594 842     |
| JAMBU BIJI / GUAVA   | 210 320  | 178 509   | 196 180   | 179 474     |
| JAMBU AIR / ROSE APPLE   | 117 576  | 110 704   | 128 648   | 94 015      |
| JERUK (SIAM/KEPROK+BESAR)/<br>ORANGE (ORANGE/TANGERINE + POMELO) | 2 071 084  | 2 214 019 | 2 565 543 | 2 625 884   |
| JERUK SIAM/KEPROK / ORANGE/TANGERINE                             | 1 994 760  | 2 150 219 | 2 479 852 | 2 551 635   |
| JERUK BESAR / POMELO   | 76 324   | 63 800    | 85 691    | 74 249      |
| MANGGA / MANGO   | 1 437 665  | 1 412 884 | 1 621 997 | 1 818 619   |
| MANGGIS / MANGOSTEEN   | 62 117   | 64 711    | 72 634    | 112 722     |
| MARKISA / MARQUISA   | 59 434   | 82 892    | 119 683   | 106 788     |
| NANGKA/CEMPEDAK / JACKFRUIT                                      | 710 795  | 712 693   | 683 904   | 601 929     |
| NENAS / PINEAPPLE  | 709 918  | 925 082   | 1 427 781 | 1,395,566*) |
| PEPAYA / PAPAYA  | 732 611  | 548 657   | 643 451   | 621 524     |
| PISANG / BANANA  | 4 874 439  | 5 177 607 | 5 037 472 | 5 454 226   |
| RAMBUTAN / RAMBUTAN  | 709 857  | 675 579   | 801 077   | 705 823     |
| SALAK / SALACCA  | 800 975  | 937 930   | 861 950   | 805 879     |
| SAWO / SAPODILLA/STAR APPLE                                      | 88 031   | 83 787    | 107 169   | 101 263     |
| SIRSAK / SOURSOP   | 82 338   | 75 767    | 84 373    | 55 798      |
| SUKUN / BREADFRUIT   | 66 994   | 73 637    | 88 339    | 92 014      |
| JENGKOL / JENGKOL  | -  | -         | -         | -           |
| MELINJO / MELINJO  | 209 630  | 210 836   | 239 209   | 205 728     |
| PETAJ / TWISTED CLUSTER BEAN                                     | 135 715  | 125 589   | 148 268   | 178 680     |



Lanjutan Tabel/*Continued Table 3.5*

| <b>PRODUCTION OF ANNUAL FRUIT AND VEGETABLE PLANTS (TONS)</b> |             |             |             |             |             |
|---|-------------|-------------|-------------|-------------|-------------|
| <b>YEAR</b>   |             |             |             |             |             |
| <b>2008</b>   | <b>2009</b> | <b>2010</b> | <b>2011</b> | <b>2012</b> | <b>2013</b> |
| <b>(6)</b>  | <b>(7)</b>  | <b>(8)</b>  | <b>(9)</b>  | <b>(10)</b> | <b>(11)</b> |
| 244 215   | 257 642     | 224 278     | 275 953     | 294 200     | 289 901     |
| 21 970  | 9 519       | 11 700      | 11 938      | 10 160      | 9 474       |
| 160 793   | 262 009     | 190 609     | 200 173     | 247 075     | 255 245     |
| 72 397  | 72 443      | 69 089      | 80 853      | 91 794      | 79 643      |
| 158 649   | 195 364     | 228 816     | 171 113     | 258 457     | 233 125     |
| 682 323   | 797 798     | 492 139     | 883 969     | 888 130     | 759 058     |
| 212 260   | 220 202     | 204 551     | 211 836     | 208 151     | 181 644     |
| 111 495   | 104 885     | 85 973      | 103 156     | 104 392     | 91 291      |
| 2 467 632   | 2 131 768   | 2 028 904   | 1 818 949   | 1 611 784   | 1 654 745   |
| 2 391 011   | 2 025 840   | 1 937 773   | 1 721 880   | 1 498 396   | 1 548 401   |
| 76 621  | 105 928     | 91 131      | 97 069      | 113 388     | 106 344     |
| 2 105 085   | 2 243 440   | 1 287 287   | 2 131 139   | 2 376 339   | 2 192 935   |
| 78 674  | 105 558     | 84 538      | 117 595     | 190 294     | 139 608     |
| 138 027   | 120 796     | 132 011     | 121 875     | 134 530     | 141 195     |
| 675 455   | 653 444     | 578 327     | 654 808     | 663 936     | 586 366     |
| 1 433 133   | 1 558 196   | 1 406 445   | 1 540 626   | 1 781 899   | 1 882 806   |
| 717 899   | 772 844     | 675 801     | 958 251     | 906 312     | 909 827     |
| 6 004 615   | 6 373 533   | 5 755 073   | 6 132 695   | 6 189 052   | 6 279 290   |
| 978 259   | 986 841     | 522 852     | 811 909     | 757 343     | 582 460     |
| 862 465   | 829 014     | 749 876     | 1 082 125   | 1 035 407   | 1 030 412   |
| 120 649   | 127 876     | 122 813     | 118 138     | 135 332     | 127 690     |
| 55 042  | 65 359      | 60 754      | 78 864      | 51 809      | 52 086      |
| 113 778   | 110 923     | 89 231      | 102 089     | 111 768     | 106 933     |
| 80 007  | 62 475      | 50 235      | 65 830      | 62 197      | 61 155      |
| 230 654   | 221 097     | 214 355     | 217 524     | 224 342     | 220 848     |
| 213 536   | 183 679     | 139 927     | 218 625     | 216 207     | 207 019     |

\*) revisi data nenas tahun 2007

Statistik Tanaman Buah-Buahan dan Sayuran Tahunan Indonesia 2013

# **LAMPIRAN**

# ***APPENDIX***

PROVINSI : .....  
KAB/KOTA : .....  
KECAMATAN : .....

|  |  |
|--|--|
|  |  |
|  |  |
|  |  |

Triwulan : .....  
Tahun : .....

|  |  |
|--|--|
|  |  |
|  |  |

| No  | NAMA TANAMAN BUAH-BUAHAN<br>DAN<br>SAYURAN TAHUNAN | Jumlah<br>Tanaman<br>Akhir<br>Triwulan<br>Yang Lalu<br>(Pohon/Rumpun) | Tanaman<br>Yang<br>Dibongkar/<br>Ditebang<br>(Pohon/Rumpun) | Tanaman<br>Baru/<br>Penanaman<br>Baru<br>(Pohon/Rumpun) | Tanaman<br>Belum<br>Menghasilkan<br>(Pohon/Rumpun) | Tanaman Produktif<br>(Pohon/Rumpun) |  | Tanaman<br>Tua / Rusak<br>(Pohon/Rumpun) | Jumlah Tanaman<br>Akhir Triwulan<br>Laporan<br>Kol (3)-(4)+(5)-<br>Kol (6)-(7)-(8)-(9)<br>(Pohon/Rumpun) | Produksi<br>(Kuintal) | Harga jual petani per<br>Kilogram<br>(Rupiah) | Keterangan |
|-----|--|---|---|---|--|-------------------------------------|--|--|--|-----------------------|---|------------|
|     |  |   |   |   |  | Yang<br>menghasilkan<br>(7)         | Yang Sejang<br>Tidak Menghasilkan<br>(8) |  |  |                       |   |            |
| (1) | (2)  | (3)   | (4)   | (5)   | (6)  | (7)                                 | (8)                                      | (9)                                      | (10)   | (11)                  | (12)  | (13)       |
| 1.  | Alpukat  |   |   |   |  |                                     |  |  |  |                       |   |            |
| 2.  | Belimbing  |   |   |   |  |                                     |  |  |  |                       |   |            |
| 3.  | Duku/Langat/Kokosan                                |   |   |   |  |                                     |  |  |  |                       |   |            |
| 4.  | Durian   |   |   |   |  |                                     |  |  |  |                       |   |            |
| 5.  | Jambu Biji   |   |   |   |  |                                     |  |  |  |                       |   |            |
| 6.  | Jambu Air  |   |   |   |  |                                     |  |  |  |                       |   |            |
| 7.  | Jeruk Siam/Kepruk                                  |   |   |   |  |                                     |  |  |  |                       |   |            |
| 8.  | Jeruk Besar  |   |   |   |  |                                     |  |  |  |                       |   |            |
| 9.  | Mangga   |   |   |   |  |                                     |  |  |  |                       |   |            |
| 10. | Manggis  |   |   |   |  |                                     |  |  |  |                       |   |            |
| 11. | Nangka/Cempedak                                    |   |   |   |  |                                     |  |  |  |                       |   |            |
| 12. | Nenas  |   |   |   |  |                                     |  |  |  |                       |   |            |
| 13. | Pepaya   |   |   |   |  |                                     |  |  |  |                       |   |            |
| 14. | Pisang *)  |   |   |   |  |                                     |  |  |  |                       |   |            |
| 15. | Rambutan   |   |   |   |  |                                     |  |  |  |                       |   |            |
| 16. | Salak *)   |   |   |   |  |                                     |  |  |  |                       |   |            |
| 17. | Sawo   |   |   |   |  |                                     |  |  |  |                       |   |            |
| 18. | Markisa/Konyal                                     |   |   |   |  |                                     |  |  |  |                       |   |            |
| 19. | Sirsak   |   |   |   |  |                                     |  |  |  |                       |   |            |
| 20. | Sukun  |   |   |   |  |                                     |  |  |  |                       |   |            |
| 21. | Apel   |   |   |   |  |                                     |  |  |  |                       |   |            |
| 22. | Anggur   |   |   |   |  |                                     |  |  |  |                       |   |            |
| B1. | Melimojo   |   |   |   |  |                                     |  |  |  |                       |   |            |
| 1.  | Petai  |   |   |   |  |                                     |  |  |  |                       |   |            |
| 3.  | Jengkol  |   |   |   |  |                                     |  |  |  |                       |   |            |

Catatan : \*) Diisi dalam satuan rumpun.

Tanggal : ..... 20 .....

KCD/Mantri Tani

(.....)

REPORT ON ANNUAL FRUITS AND VEGETABLES PLANTS

SPH-BST

(In Round Number)

PROVINCE : .....

|  |  |
|--|--|
|  |  |
|  |  |
|  |  |

DISTRICT : .....

Quarter : .....

|  |  |
|--|--|
|  |  |
|  |  |

SUB DISTRICT : .....

Year : .....

| No  | Name of Annual Fruits and Vegetables | Standing Crops at The End of Previous Quarter (Tree/Clump) | Demolished Plant (Tree/Clump) | Replanting Plant (Tree/Clump) | Young Plant (Tree/Clump) | Productive Plant (Tree/Clump) |               | Old/ Damage Plant (Tree/Clump) | Standing Crops at The End of Reporting Quarter Col (3)-(4)+(5)- Col (6)+(7)+(8)+(9) (Tree/Clump) | Production (Kuintal) | Price at Farm Market (Rp/Kg) | Explanatory |
|-----|--------------------------------------|--|-------------------------------|-------------------------------|--------------------------|-------------------------------|---------------|--------------------------------|--|----------------------|------------------------------|-------------|
|     |                                      |  |                               |                               |                          | Harvested                     | Non Harvested |                                |  |                      |                              |             |
| (1) | (2)                                  | (3)  | (4)                           | (5)                           | (6)                      | (7)                           | (8)           | (9)                            | (10)   | (11)                 | (12)                         | (13)        |
| Al. | Avocado                              |  |                               |                               |                          |                               |               |                                |  |                      |                              |             |
| 2.  | Star Fruit                           |  |                               |                               |                          |                               |               |                                |  |                      |                              |             |
| 3.  | Duku                                 |  |                               |                               |                          |                               |               |                                |  |                      |                              |             |
| 4.  | Durian                               |  |                               |                               |                          |                               |               |                                |  |                      |                              |             |
| 5.  | Guava                                |  |                               |                               |                          |                               |               |                                |  |                      |                              |             |
| 6.  | Rose Apple                           |  |                               |                               |                          |                               |               |                                |  |                      |                              |             |
| 7.  | Orange/Tangerine                     |  |                               |                               |                          |                               |               |                                |  |                      |                              |             |
| 8.  | Pomelo                               |  |                               |                               |                          |                               |               |                                |  |                      |                              |             |
| 9.  | Mango                                |  |                               |                               |                          |                               |               |                                |  |                      |                              |             |
| 10. | Mangosteen                           |  |                               |                               |                          |                               |               |                                |  |                      |                              |             |
| 11. | Jackfruit                            |  |                               |                               |                          |                               |               |                                |  |                      |                              |             |
| 12. | Pineapple                            |  |                               |                               |                          |                               |               |                                |  |                      |                              |             |
| 13. | Papaya                               |  |                               |                               |                          |                               |               |                                |  |                      |                              |             |
| 14. | Banana*)                             |  |                               |                               |                          |                               |               |                                |  |                      |                              |             |
| 15. | Rambutan                             |  |                               |                               |                          |                               |               |                                |  |                      |                              |             |
| 16. | Salacca*)                            |  |                               |                               |                          |                               |               |                                |  |                      |                              |             |
| 17. | Sapodilla/Star Apple                 |  |                               |                               |                          |                               |               |                                |  |                      |                              |             |
| 18. | Marquisa                             |  |                               |                               |                          |                               |               |                                |  |                      |                              |             |
| 19. | Soursop                              |  |                               |                               |                          |                               |               |                                |  |                      |                              |             |
| 20. | Breadfruit                           |  |                               |                               |                          |                               |               |                                |  |                      |                              |             |
| 21. | Apple                                |  |                               |                               |                          |                               |               |                                |  |                      |                              |             |
| 22. | Grape                                |  |                               |                               |                          |                               |               |                                |  |                      |                              |             |
| B1. | Melinjo                              |  |                               |                               |                          |                               |               |                                |  |                      |                              |             |
| 2.  | Twisted Cluster Bean                 |  |                               |                               |                          |                               |               |                                |  |                      |                              |             |
| 3.  | Jengkol                              |  |                               |                               |                          |                               |               |                                |  |                      |                              |             |

Note: \*) Number of plant in clump

Date : ....., ..... 20....

Agriculture Extension Service

(.....)

# DATA

MENCERDASKAN BANGSA



**BADAN PUSAT STATISTIK**

Jl. dr. Sutomo No. 6-8 Jakarta 10710  
Telp. : (021) 3841195, 3842508, 3810291-4, Fax. : (021) 3857046  
Homepage : <http://www.bps.go.id> E-mail : [bpsHQ@bps.go.id](mailto:bpsHQ@bps.go.id)

