



Katalog BPS: 8202006

**BULETIN**  
**STATISTIK PERDAGANGAN LUAR NEGERI**  
***FOREIGN TRADE STATISTICAL BULLETIN***

**IMPOR / IMPORTS**

**Juni**  
***June***

**2014**



**BADAN PUSAT STATISTIK**



**BULETIN**

**STATISTIK PERDAGANGAN LUAR NEGERI**  
***FOREIGN TRADE STATISTICAL BULLETIN***

**IMPOR / IMPORTS**

**Juni**  
***June***

**2014**



**Buletin**  
**STATISTIK PERDAGANGAN LUAR NEGERI**  
**FOREIGN TRADE STATISTICAL BULLETIN**  
**IMPOR/IMPORTS**

**Juni/June 2014**

**No. Publikasi / Publication Number : 06120.1416**

**No. ISSN / ISSN : 0126-3668**

**Katalog BPS / BPS Catalogue : 8202006**

**Ukuran Buku / Book Size : 21 Cm x 28 Cm**

**Jumlah Halaman / Number of pages : xix+188 halaman/pages**

**Naskah / Manuscript :**

**Subdirektorat Statistik Impor**

*Subdirectorate of Import Statistics*

**Gambar Kulit / Cover Design :**

**Subdirektorat Publikasi dan Kompilasi Statistik**

*Subdirectorate of Statistical Publication and Compilation*

**Diterbitkan oleh / Published by :**

**Badan Pusat Statistik, Jakarta-Indonesia**

*BPS - Statistics Indonesia*

**Dicetak oleh / Printed by :**

**Boleh dikutip dengan menyebut sumbernya**

*May be cited with reference to the source*

## KATA PENGANTAR

Publikasi Statistik Impor Juni 2014 merupakan kelanjutan dari publikasi sebelumnya yang diterbitkan secara bulanan oleh Badan Pusat Statistik Republik Indonesia (BPS-RI). Data yang disajikan dalam publikasi ini, mencakup :

- A. Impor menurut Golongan Barang HS, Golongan Barang SITC, Komoditi (HS), Negara Asal, Pelabuhan Impor, Negara Asal dan Lima Golongan Barang Utama SITC 3 digit, Komoditi tertentu dan Negara Asal Utama
- B. Impor Kawasan Berikat menurut Golongan Barang HS 2 digit, Golongan Barang SITC, Negara Asal, Provinsi dan Pelabuhan Impor

Ucapan terima kasih dan penghargaan yang setinggi-tingginya disampaikan kepada Direktorat Jenderal Bea dan Cukai, Kementerian Keuangan dan Bank Indonesia yang telah secara teratur dan berkesinambungan mengirimkan dokumen PIB, serta PT. Pertamina yang telah memberikan data impor minyak dan gas secara rutin. Selanjutnya, kepada semua pihak yang juga telah membantu BPS-RI sehingga memungkinkan diterbitkannya publikasi ini diucapkan terima kasih.

Akhirnya, kami mengharapkan semoga publikasi ini bermanfaat bagi pengguna data.

Jakarta, September 2014  
Badan Pusat Statistik  
Kepala



**Dr. SURYAMIN, M.Sc**

## FOREWORD

The monthly publication of import statistics, is a sequential issue from the preceding publication which developed by The BPS-Statistics of the Republic of Indonesia. This Publication covered:

- A. Import by HS Commodity Groups, SITC Commodity Groups, Commodity (HS), Country of Origin, Port of Importation, Country of Origin and Five Major SITC Commodity Group, Certain Commodities import by Main Country of Origin
- B. Bonded Zone import by Commodity 2 Digits HS, by SITC Commodity Group, Country of Origin, by Province and port of Importation

Deeply gratitude and the highest appreciation are due to the Directorate General of Custom, Ministry of Finance and Bank of Indonesia of their contribution of regularly in sending documents, and also to PT. Pertamina for the best cooperation in supporting data of oil and gas so that BPS published this edition successfully.

Finally, it is hoped that this publication would be useful for users.

Jakarta, September 2014  
BPS-Statistics Indonesia  
Distribution and Service Statistics



**Dr. SURYAMIN, M.Sc**

# PENJELASAN

## 1. DAERAH PENCATATAN

Daerah pencatatan statistik dalam publikasi ini meliputi seluruh wilayah Republik Indonesia.

## 2. SUMBER DOKUMEN

Statistik dikumpulkan berdasarkan dokumen impor (Pemberitahuan Impor Barang (PIB - BC 2.0) dan Pemberitahuan Pengangkutan Barang Impor (PPBI – BC 2.3) yang diisi oleh importir. Dokumen PIB - BC 2.0 dan PPBI - BC 2.3 diterima dari Bea dan Cukai dan berlaku sejak April 1997 berdasarkan Surat Keputusan Menteri Keuangan nomor 101/KMK.05/1997 tanggal 10 Maret 1997.

## 3. SISTEM PERDAGANGAN

Sistem pencatatan Statistik Perdagangan Luar Negeri mempergunakan Sistem Perdagangan Umum (*the General Trade System*) atau dengan Sistem Perdagangan Khusus (*the Special Trade System*). Dalam Sistem Perdagangan Umum, Kawasan Berikat dianggap sebagai "dalam negeri", sedangkan dalam Sistem Perdagangan Khusus, dianggap sebagai "luar negeri". Sejak Januari 2008, sistem pencatatan Statistik Impor menggunakan Sistem Perdagangan Umum.

## 4. RUANG LINGKUP

Pencatatan Statistik Impor meliputi seluruh barang-barang yang masuk ke wilayah Indonesia.

## 5. KASUS KHUSUS

- 5.1. Sebagian impor kapal laut dan pesawat beserta suku cadangnya termasuk dalam Statistik Impor.
- 5.2. Barang-barang luar negeri yang diolah atau diperbaiki di dalam negeri tetap dicatat sebagai barang impor, meskipun setelah barang tersebut selesai diproses akan kembali ke luar negeri (*re-ekspor*).
- 5.3. Barang-barang di bawah ini tidak termasuk di dalam Statistik Impor:
  - a. Pakaian dan barang-barang perhiasan penumpang.
  - b. Barang-barang penumpang untuk dipakai sendiri, kecuali lemari es, pesawat TV dan sebagainya.
  - c. Barang-barang yang diimpor untuk keperluan perwakilan (kedutaan) suatu negara.
  - d. Barang-barang untuk ekspedisi dan ekshibisi/pameran.
  - e. Sebagian barang-barang yang langsung diimpor oleh angkatan bersenjata.
  - f. Pembungkus/peti kemas.
  - g. Uang dan surat-surat berharga.
  - h. Barang-barang sebagai contoh.

## **6. SISTEM PENGOLAHAN**

Data dalam publikasi ini mencakup dokumen PIB selama Juni 2014 yang diterima oleh Badan Pusat Statistik sampai akhir Juli 2014. Sistem pengolahan menggunakan *Carry Over*. Dengan metode ini dokumen-dokumen dari Bea dan Cukai ditunggu selama satu bulan setelah bulan berjalan. Dokumen-dokumen yang datang terlambat akan dimasukkan dalam bulan pengolahan berikutnya.

## **7. KLASIFIKASI JENIS BARANG**

Penggolongan barang yang digunakan di dalam statistik impor adalah klasifikasi Barang Impor yang berdasarkan pada Buku Tarif Kepabeanan Indonesia 2012 (BTKI 2012) yang mengacu pada amandemen keempat dari World Customs Organization (WCO) sebagai lembaga Internasional yang menyusun klasifikasi Harmonized System (HS). Disamping menggunakan HS sebagai klasifikasi jenis barang, juga digunakan Standard International Trade Classification (SITC) Revisi 4.

## **8. PERIODE REFERENSI**

Periode penentuan impor adalah tanggal penyelesaian dokumen oleh pejabat-pejabat Bea dan Cukai yang terdapat dalam dokumen impor.

## **9. NILAI BARANG**

Nilai barang dinyatakan dalam nilai CIF (US\$) dan nilai Kurs Juni 2014 yang digunakan adalah US\$ 1 = Rp.11.905,-

## **10. SATUAN BARANG**

Berat barang impor adalah berat bersih dan dinyatakan dalam Kg.

## **11. NEGARA ASAL**

Negara asal adalah negara dimana barang-barang tersebut dihasilkan dan dokumennya telah diperiksa serta dinyatakan sesuai dengan peraturan yang berlaku oleh pejabat Bea dan Cukai.



# EXPLANATORY NOTES

## 1. AREA RECORDINGS

The statistical recording area in this publication covers the entire territory of the Republic of Indonesia.

## 2. SOURCE OF DOCUMENTS

Statistics are compiled based on Import Declaration Form (Pemberitahuan Impor Barang (PIB-BC 2.0) or Pemberitahuan Pengangkutan Barang Impor (PPBI-BC 2.3)) of Import documents that are filled by importers. The PIB documents received from Customs and Excise, prevailing on April 1, 1997, based on Minister of Finance Decree No. 101/KMK.05/1997, March 10, 1997.

## 3. TRADE SYSTEM

The systems of recording Foreign Trade Statistics apply the General Trade System or the Special Trade System. In the General Trade System, the Bonded Zone is regarded as "*Domestic*", while in the Special Trade System; the Bonded Zone is regarded as "*Abroad*". Since January 2008, the systems of recording import Statistics have applied the General Trade System.

## 4. COVERAGE

The recording Import Statistics covers all goods entering the Indonesian territory.

## 5. PARTICULAR CASES

5.1 Part of importation of sea vessels and airplanes and their spare parts are included in the Import Statistics.

5.2 Overseas goods which are processed or modified in Indonesian Country are recorded as importation, although after the goods finish process will return to abroad (re-exports).

5.3 The goods here under are not included in the Import Statistics:

- a. Clothes and jewelry of passengers.
- b. Luggage of passengers of own use, except refrigerators, television sets, etc.
- c. Goods imported for the use of foreign countries representations (embassies).
- d. Goods for expeditions and exhibition shows.
- e. A part of the goods directly imported by armed forces.
- f. Packing's containers to be refilled.
- g. Bank notes and securities.
- h. Sample goods.

## **6. PROCESSING SYSTEM**

The data in this publication covers documents of June, 2014 were received by the BPS to the end of July, 2014. The documents are processed using a carry over system. The deadline for the acceptance of documents of a certain month is one month after the reference period, which means the end of the following month. The documents accepted after the deadline is considered as the document of the following month.

## **7. COMMODITY CLASSIFICATION**

The classification of goods in this publication applies the 2012 Indonesia's Custom Tariff Classification, based on fourth amendment from World Customs Organization (WCO) as an International Organization who arranged the Classification of Harmonized System (HS). Besides applying the HS, the Standard International Trade Classification (SITC) Revised 4 is also applied in the classification of goods.

## **8. REFERENCE PERIOD**

The period of import determination is the date of settlement/completion by the Customs and Excise Officials as stated in the Import documents.

## **9. COMMODITY VALUATION**

The values recorded, are the CIF value (US\$). The exchange rate use for June, 2014, US\$1 = Rp.11.905,-

## **10. UNIT OF COMMODITY**

The net weight imported of goods are present to Kg.

## **11. COUNTRY OF ORIGIN**

Country of origin is the country in which the goods have been produced, after being verified by Customs and Excise Officials, pursuant to the prevailing regulations

## DAFTAR ISI/CONTENTS

	Halaman/Page
KATA PENGANTAR/ <i>FOREWORD</i> .....	iii-iv
PENJELASAN/ <i>EXPLANATORY NOTES</i> .....	v-viii
DAFTAR ISI/ <i>CONTENTS</i> .....	ix
RINGKASAN/ <i>SUMMARY</i> .....	xi-xix
Tabel/ <i>Table</i> I-1. Import Menurut Golongan Barang HS/ <i>Import by HS Commodity Groups</i>	
Menurut 21 Golongan Barang HS/ <i>By 21 HS Commodity Groups</i> .....	1
Menurut Golongan Barang 2 Dijiit HS/ <i>By Commodity Groups 2 Digit Code HS</i> .....	2
Menurut 40 Golongan Barang HS Terbesar/ <i>By 40 Biggest Commodities 10 Digit HS Code</i> .....	4
Tabel/ <i>Table</i> I-2. Impor Menurut Golongan Barang SITC/ <i>Import by SITC Commodity Groups</i> .....	5-10
Tabel/ <i>Table</i> I-3. Impor Menurut Komoditi (HS)/ <i>Import by Commodity (HS)</i> .....	11-134
Tabel/ <i>Table</i> I-4. Impor Menurut Negara Asal/ <i>Import by Country of Origin</i> .....	135-138
Tabel/ <i>Table</i> I-5. Impor Menurut Pelabuhan Impor/ <i>Import by Port of Importation</i> .....	139-142
Tabel/ <i>Table</i> I-6 Impor Menurut Negara Asal dan Lima Golongan Barang (SITC) Utama/ <i>Import by Country of Origin and Five Major SITC Commodity Group</i> .....	143-172
Tabel/ <i>Table</i> I-7 Impor Komoditi Tertentu Menurut Negara Asal Utama/ <i>Certain Commodities Import by Main Country of Origin</i> .....	173-177
Tabel/ <i>Table</i> K1 Import Kawasan Berikat Menurut Golongan Barang 2 Dijiit HS/ <i>Bonded Zone Import by Commodity 2 Digits HS</i> .....	178-179
Tabel/ <i>Table</i> K2 Impor Kawasan Berikat Menurut Golongan Barang SITC/ <i>Bonded Zone Import by SITC Commodity Group</i> .....	180-184
Tabel/ <i>Table</i> K3 Impor Kawasan Berikat Menurut Negara Asal/ <i>Bonded Zone Import by Country of Origin</i> .....	185-187
Tabel/ <i>Table</i> K4 Impor Kawasan Berikat Menurut Provinsi dan Pelabuhan Impor/ <i>Bonded Zone Import by Province and Port of Importation</i> .....	188



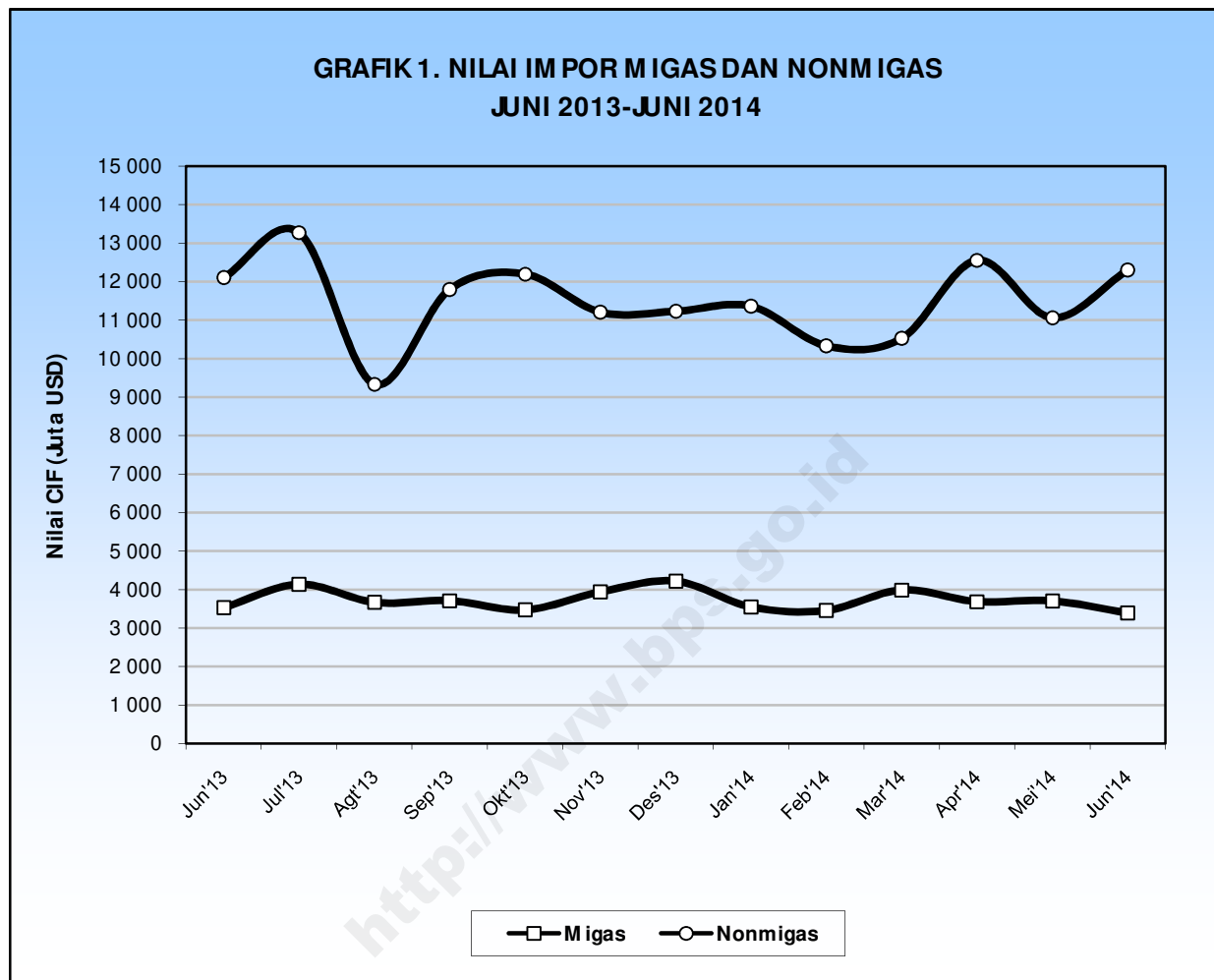
## RINGKASAN

Pada Juni 2014 nilai impor mencapai USD15.697,8 juta yang terdiri dari impor melalui Kawasan Berikat sebesar USD1.885,5 juta (12,01 persen) dan di Luar Kawasan Berikat sebesar USD13.812,3 juta (87,99 persen). Nilai impor migas Indonesia mencapai USD3.394,2 juta atau 21,62 persen dari total impor Indonesia. Sedangkan nilai impor nonmigas Indonesia mencapai USD12.303,6 juta dan memberikan peranan 78,38 persen terhadap total impor Indonesia.

**TABEL 1. IMPOR MIGAS DAN NONMIGAS  
JUNI 2013 – JUNI 2014**

Tahun/ Bulan	Migas		Nonmigas		Total	
	Indonesia	Kawasan Berikat	Indonesia	Kawasan Berikat	Indonesia	Kawasan Berikat
<b>Nilai CIF (Juta USD)</b>						
<b>2013</b>						
Juni	3 531,0	44,0	12 105,0	1 937,6	15 636,0	1 981,6
Juli	4 137,3	36,9	13 279,7	1 847,8	17 417,0	1 884,7
Agustus	3 672,0	38,7	9 340,1	1 440,8	13 012,1	1 479,5
September	3 715,6	10,7	11 794,2	1 710,1	15 509,8	1 720,8
Oktober	3 473,9	5,8	12 200,1	1 882,4	15 674,0	1 888,2
November	3 938,9	55,2	11 210,4	1 719,4	15 149,3	1 774,6
Desember	4 221,6	88,4	11 234,3	1 735,2	15 455,9	1 823,6
<b>2014</b>						
Januari	3 550,5	8,7	11 365,7	1 712,0	14 916,2	1 720,7
Februari	3 457,2	11,8	10 333,5	1 552,8	13 790,7	1 564,6
Maret	3 994,6	11,9	10 529,1	1 596,5	14 523,7	1 608,4
April	3 692,8	8,3	12 562,2	2 052,3	16 255,0	2 060,6
Mei	3 706,6	24,1	11 063,7	1 779,9	14 770,3	1 804,0
Juni	3 394,2	12,2	12 303,6	1 873,3	15 697,8	1 885,5
<b>Peranan Terhadap Total Impor (%)</b>						
<b>2013</b>						
Juni	22,58	2,22	77,42	97,78	100,00	100,00
Juli	23,75	1,96	76,25	98,04	100,00	100,00
Agustus	28,22	2,62	71,78	97,38	100,00	100,00
September	23,96	0,62	76,04	99,38	100,00	100,00
Oktober	22,16	0,31	77,84	99,69	100,00	100,00
November	26,00	3,11	74,00	99,89	100,00	100,00
Desember	27,31	4,85	72,69	95,15	100,00	100,00
<b>2014</b>						
Januari	23,80	0,51	76,20	99,49	100,00	100,00
Februari	25,07	0,75	74,93	99,25	100,00	100,00
Maret	27,50	0,74	72,50	99,26	100,00	100,00
April	22,72	0,40	77,28	99,60	100,00	100,00
Mei	25,09	1,34	74,91	98,66	100,00	100,00
Juni	21,62	0,65	78,38	99,35	100,00	100,00

Dari total nilai impor migas Indonesia, impor melalui Kawasan Berikat hanya sebesar USD12,2 juta atau 0,36 persen, sedangkan sisanya USD3.382,0 juta (99,64 persen) di Luar Kawasan Berikat. Sementara itu, nilai impor nonmigas di Luar Kawasan Berikat mencapai USD10.430,3 juta atau 84,77 persen dan melalui Kawasan Berikat USD1.873,3 juta (15,23 persen).



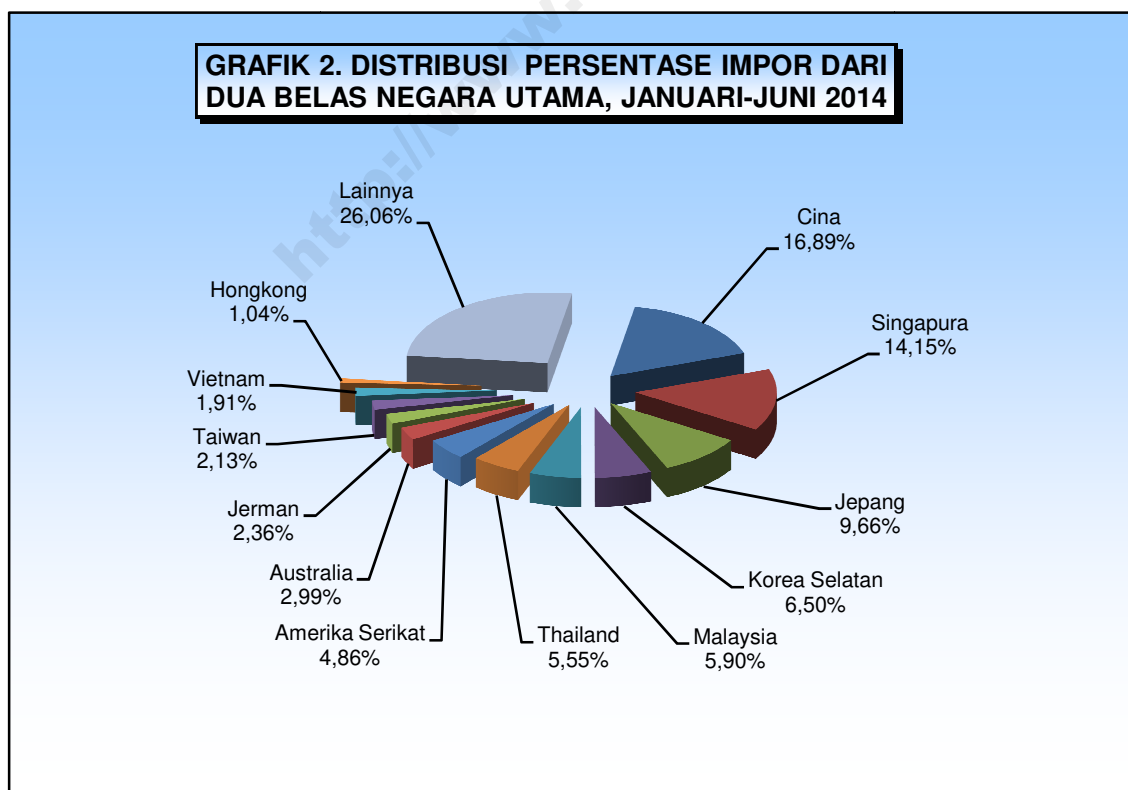
Dilihat dari peranannya, selama tiga belas bulan terakhir impor migas memberikan kontribusi rata-rata 24,60 persen per bulan dan impor nonmigas sebesar 75,40 persen per bulan. Sementara itu, pada Juni 2014 peranan impor migas mencapai 21,62 persen yang berarti angka tersebut berada di bawah rata-rata. Sebaliknya peranan impor nonmigas berada di atas rata-rata, yaitu 78,38 persen.

Dengan diterapkannya Sistem Perdagangan Umum (*General Trade System*) dalam pencatatan statistik impor, secara keseluruhan nilai impor barang yang tercatat mengalami kenaikan yang nyata (signifikan).

**TABEL 2. PERKEMBANGAN IMPOR MIGAS DAN NONMIGAS  
JANUARI-JUNI 2010-2014**

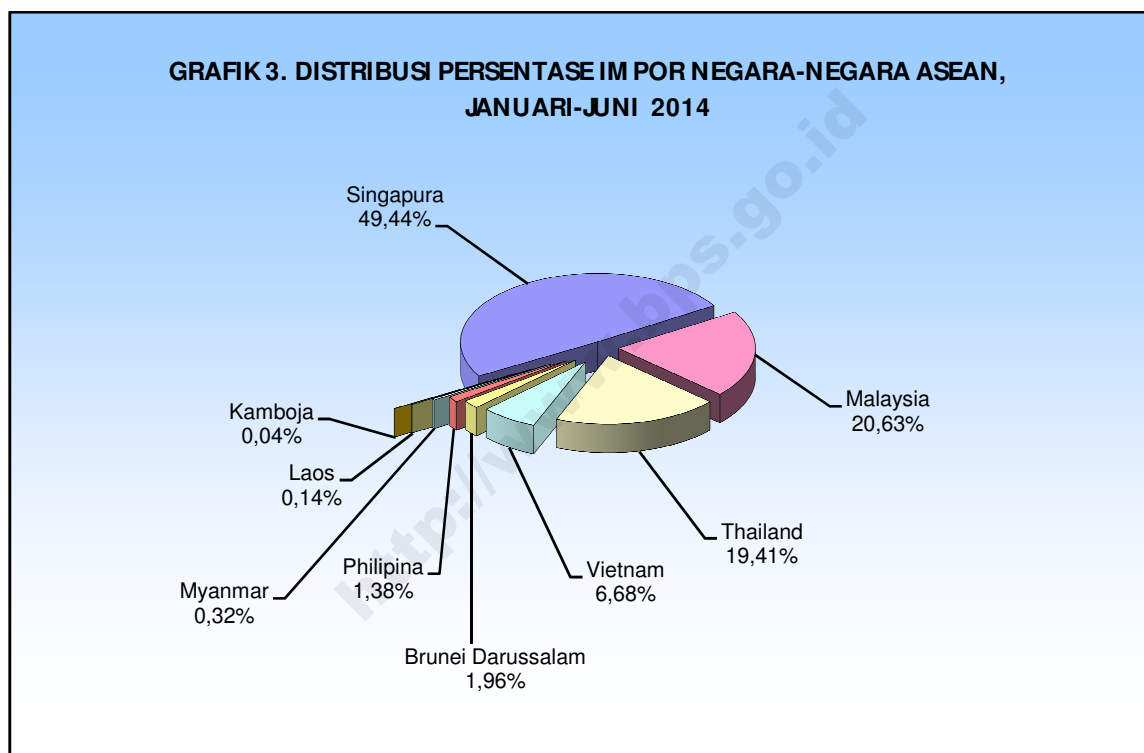
Bulan/ Tahun	Nilai (Juta USD)			Peranan (%)		
	Migas	Nonmigas	Total	Migas	Nonmigas	Total
<b>Jan-Jun:</b>						
2010	13 123,4	49 814,0	62 937,4	20,85	79,15	100,00
2011	19 239,9	64 341,1	83 581,0	23,02	76,98	100,00
2012	21 437,3	75 011,9	96 449,2	22,23	77,77	100,00
2013	22 107,1	72 303,5	94 410,6	23,42	76,58	100,00
2014	21 795,9	68 157,8	89 953,7	24,23	75,77	100,00

Impor Indonesia Januari-Juni 2013 sebesar USD89.953,7 juta atau turun 4,72 persen dibanding periode yang sama tahun sebelumnya. Penurunan tersebut dipicu oleh turunnya impor migas dan nonmigas masing-masing sebesar 1,41 persen (USD311,2 juta) dan 5,73 persen (USD4.145,7 juta). Dilihat dari nilainya, selama Januari-Juni periode 2010-2014 didominasi oleh impor nonmigas dengan rata-rata peranan sebesar 77,25 persen per tahun. Dengan demikian dapat disimpulkan bahwa perekonomian Indonesia selama ini masih bertumpu pada impor sektor nonmigas.



Dari keseluruhan nilai impor pada Januari-Juni 2014, 73,94 persen berasal dari dua belas negara utama. Cina menempati posisi pertama, yaitu 16,89 persen dari total impor Indonesia, diikuti oleh Singapura (14,15 persen), Jepang (9,66 persen), Korea Selatan (6,50 persen), Malaysia (5,90 persen), Thailand (5,55 persen), Amerika Serikat (4,86 persen), Australia (2,99 persen), Jerman (2,36 persen), Taiwan (2,13 persen), Vietnam (1,91 persen), dan Hongkong (1,04 persen).

Impor terbesar pada Januari-Juni 2014 berasal dari kelompok sembilan negara APEC Lainnya yakni mencapai 39,92 persen atau sebesar USD35.906,4 juta. Kelompok negara ASEAN berada di urutan berikutnya dengan peranan sebesar 28,61 persen (USD25.737,3 juta), kemudian diikuti kelompok negara Uni Eropa 7,29 persen (USD6.559,3 juta), kelompok negara NAFTA sebesar 6,00 persen (USD5.400,2 juta), sedangkan kelompok negara lainnya menyumbang 18,18 persen (USD16.350,5 juta).



Jika dilihat impor Indonesia dari kelompok ASEAN, selama Januari-Juni 2014 peranan impor yang paling tinggi adalah dari Singapura dengan peranan sebesar 49,44 persen dari total impor ASEAN. Malaysia menempati urutan kedua sebesar 20,63 persen, diikuti oleh Thailand (19,41 persen), Vietnam (6,68 persen), Brunei Darussalam (1,96 persen), dan Philipina (1,38 persen), sementara peranan impor dari Laos, Myanmar, dan Kamboja masih di bawah satu persen.

Dari kelompok negara Uni Eropa, selama Januari-Juni 2014 peranan impor yang paling tinggi adalah dari Jerman dengan peranan sebesar 32,41 persen dari total impor Uni Eropa. Italia menempati urutan kedua dengan peranan 13,55 persen, diikuti oleh Perancis (10,93 persen), Inggris (7,07 persen), dan Belanda (6,81 persen).



**TABEL 3. NILAI DAN PERANAN IMPOR  
DARI KELOMPOK NEGARA ASEAN, NAFTA, DAN UNI EROPA  
JANUARI-JUNI 2013 DAN 2014**

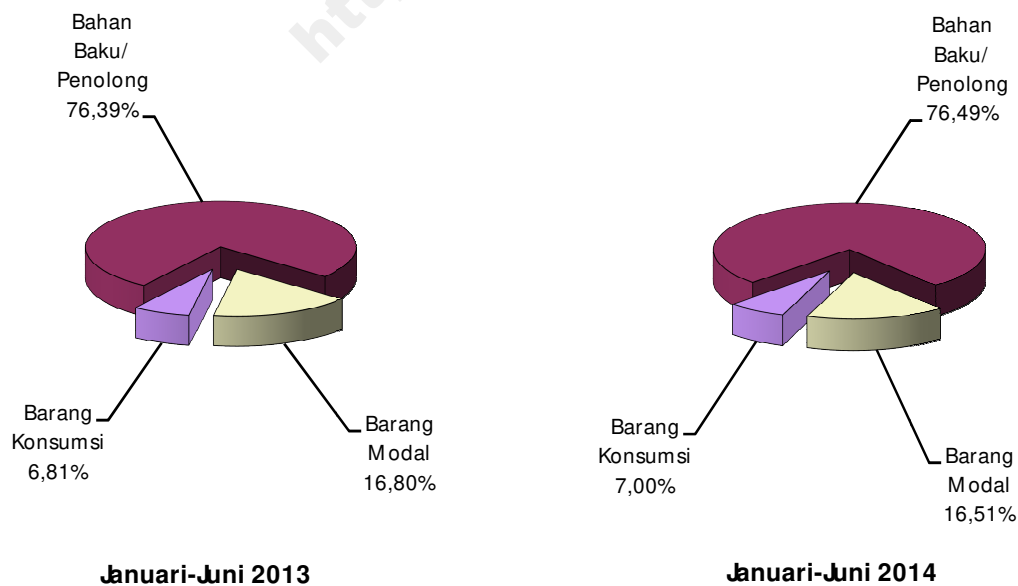
KELOMPOK NEGARA	Januari-Juni 2013		Januari-Juni 2014		Perubahan Jan-Jun 2014 thd Jan-Jun 2013 (%)
	Nilai (Juta USD)	Peranan (%)	Nilai (Juta USD)	Peranan (%)	
<b>APEC</b>					
<b>ASEAN</b>	<b>26 828,6</b>	<b>28,42</b>	<b>25 737,3</b>	<b>28,61</b>	<b>-4,07</b>
Thailand	5 799,6	6,14	4 996,6	5,55	-13,85
Singapura	12 678,6	13,43	12 724,2	14,15	0,36
Philippina	401,5	0,43	356,1	0,40	-11,31
Malaysia	6 324,5	6,70	5 310,0	5,90	-16,04
Myanmar	41,9	0,04	81,7	0,09	94,99
Kamboja	6,0	0,01	11,0	0,01	83,33
Brunei Darussalam	267,1	0,28	503,5	0,56	88,51
Laos	4,6	0,00	36,4	0,04	691,30
Vietnam	1 304,8	1,38	1 717,8	1,91	31,65
<b>NAFTA</b>	<b>6 001,9</b>	<b>6,36</b>	<b>5 400,2</b>	<b>6,00</b>	<b>-10,03</b>
Amerika Serikat	4 598,6	4,87	4 368,9	4,86	-4,99
Kanada	1 085,8	1,15	921,0	1,02	-15,18
Meksiko	317,5	0,34	110,3	0,12	-65,26
<b>NEGARA APEC LAINNYA</b>	<b>36 741,4</b>	<b>38,92</b>	<b>35 906,4</b>	<b>39,92</b>	<b>-2,27</b>
Jepang	9 893,0	10,48	8 690,8	9,66	-12,15
Hongkong	1 008,5	1,07	933,5	1,04	-7,44
Korea Selatan	6 082,9	6,44	5 842,9	6,50	-3,95
Taiwan	2 225,6	2,36	1 918,6	2,13	-13,79
Cina	14 560,0	15,42	15 192,2	16,89	4,34
Papua Nugini	66,1	0,07	15,8	0,02	-76,10
Australia	2 396,3	2,54	2 688,3	2,99	12,19
Selandia Baru	399,6	0,42	480,8	0,53	20,32
Chili	109,4	0,12	143,5	0,16	31,17
<b>UNI EROPA</b>	<b>7 169,1</b>	<b>7,59</b>	<b>6 559,3</b>	<b>7,29</b>	<b>-8,51</b>
Jerman	2 453,4	2,60	2 125,6	2,36	-13,36
Italia	868,4	0,92	889,0	0,99	2,37
Perancis	848,3	0,90	716,7	0,80	-15,51
Inggris	527,0	0,56	463,9	0,52	-11,97
Belanda	436,8	0,46	446,5	0,50	2,22
Swedia	480,3	0,51	378,3	0,42	-21,24
Finlandia	232,0	0,25	317,0	0,35	36,64
Belgia	323,5	0,34	307,6	0,34	-4,91
Spanyol	278,7	0,30	268,8	0,30	-3,55
Austria	196,9	0,21	179,5	0,20	-8,84
Cheska	86,0	0,09	80,2	0,09	-6,74
Denmark	102,7	0,11	79,3	0,09	-22,78
Polandia	67,0	0,07	73,3	0,08	9,40
Irlandia	52,7	0,06	54,4	0,06	3,23
Yunani	53,7	0,06	44,9	0,05	-16,39
Uni Eropa Lainnya	161,7	0,17	134,3	0,15	-16,94
<b>LAINNYA</b>	<b>17 669,6</b>	<b>18,72</b>	<b>16 350,5</b>	<b>18,18</b>	<b>-7,47</b>
<b>TOTAL IMPOR</b>	<b>94 410,6</b>	<b>100,00</b>	<b>89 953,7</b>	<b>100,00</b>	<b>-4,72</b>

**TABEL 4. IM POR M ENURUT GOLONGAN PENGGUNAAN BARANG  
JANUARI-JUNI 2010-2014**

Bulan/ Tahun	Nilai (Juta USD)				Peranan (%)			
	Barang Konsumsi	Bahan Baku/ Penolong	Barang M odal	Total	Barang Konsumsi	Bahan Baku/ Penolong	Barang M odal	Total
<b>Jan-Jun:</b>								
2010	4 696,8	46 228,3	12 012,3	62 937,4	7,46	73,45	19,09	100,00
2011	6 343,0	62 873,8	14 364,1	83 580,9	7,59	75,23	17,18	100,00
2012	6 749,8	70 277,2	19 422,2	96 449,2	7,00	72,86	20,14	100,00
2013	6 433,3	72 116,2	15 861,1	94 410,6	6,81	76,39	16,80	100,00
2014	6 293,7	68 803,5	14 856,5	89 953,7	7,00	76,49	16,51	100,00

Rata-rata nilai impor Januari-Juni periode 2010-2014 adalah sebesar USD89.953,7 juta dengan rata-rata nilai impor barang konsumsi dan peranannya USD6.103,3 juta (7,17 persen), impor bahan baku/penolong sebesar USD64.059,8 juta (74,88 persen) dan impor barang modal sebesar USD15.303,2 juta (17,95 persen). Jika dibandingkan Januari-Juni 2013, nilai impor golongan barang konsumsi, bahan baku/penolong dan barang modal mengalami penurunan masing-masing sebesar 2,17 persen (US\$139,6 juta), 4,59 persen (US\$3.312,7 juta), dan 6,33 persen (US\$1.004,6 juta).

**GRAFIK 4. PERSENTASE NILAI IM POR INDONESIA  
M ENURUT GOLONGAN PENGGUNAAN BARANG  
JANUARI-JUNI 2013 DAN 2014**



Dilihat dari peranannya selama Januari-Juni periode 2010-2014, rata-rata peranan tertinggi diberikan oleh impor *bahan baku/penolong*, yaitu 74,88 persen, diikuti oleh *barang modal* sebesar 17,95 persen dan *barang konsumsi* sebesar 7,17 persen. Sementara itu, peran *barang konsumsi* tertinggi dicapai di tahun 2011, yaitu 7,59 persen. Golongan *bahan baku/penolong* memberikan peranan tertinggi di tahun 2013 sebesar 76,49 persen, sedangkan *barang modal* pada tahun 2012 sebesar 20,14 persen.

Peran nilai impor barang konsumsi dan bahan baku/penolong terhadap keseluruhan nilai impor pada Januari-Juni 2014 mengalami peningkatan jika dibandingkan dengan periode yang sama tahun sebelumnya, yaitu dari 6,81 persen menjadi 7,00 persen dan dari 76,39 persen menjadi 76,49 persen. Sebaliknya impor barang modal turun dari 16,80 persen menjadi 16,51 persen.

Menurut golongan barang SITC (*Standard International Trade Classification*) 1 digit, kelompok barang utama impor selama Januari-Juni 2014 adalah kelompok *mesin dan alat angkutan* dengan nilai sebesar USD26.596,2 juta dan memberikan peran sebesar 29,57 persen dari total impor Indonesia. Dilihat dari nilainya, impor kelompok barang ini turun 10,15 persen dibandingkan periode yang sama tahun sebelumnya. Demikian juga peranan impor kelompok barang ini mengalami penurunan dari 31,35 persen menjadi 29,57 persen.

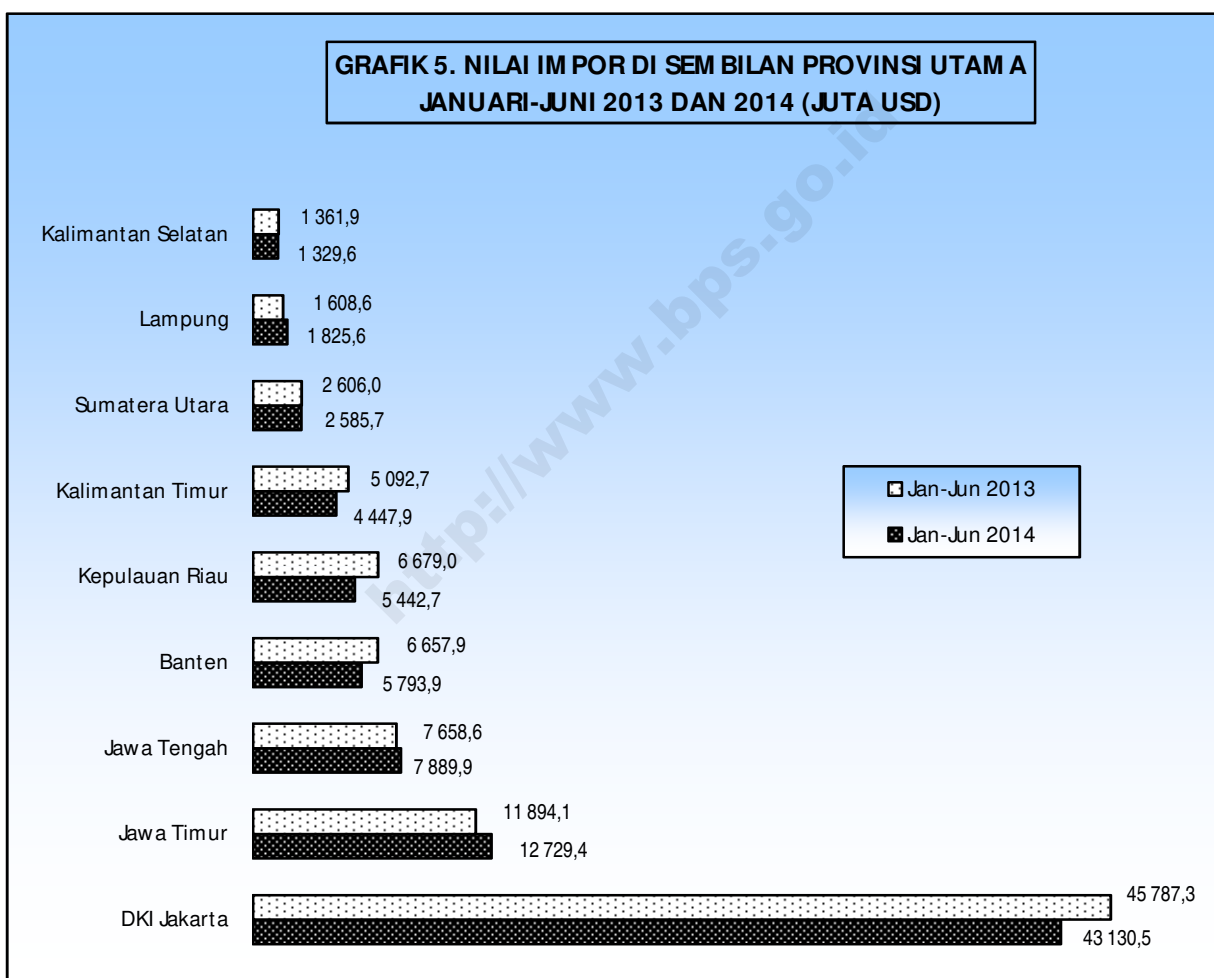
**TABEL 5. IMPOR MENURUT SITC-1 DIJIT  
JANUARI-JUNI 2013 DAN 2014**

SITC	Januari-Juni 2013		Januari-Juni 2014		Perubahan Jan-Jun 2014 thd Jan-Jun 2013 (%)
	Nilai (Juta USD)	Peranan (%)	Nilai (Juta USD)	Peranan (%)	
0 Bahan Makanan dan Binatang Hidup	6 818,9	7,22	7 352,6	8,17	7,83
1 Minuman dan Tembakau	373,1	0,39	403,5	0,45	8,15
2 Bahan Baku dan Hasil Tambang	4 758,0	5,04	4 828,5	5,37	1,48
3 Minyak dan Bahan Bakar Mineral	22 200,9	23,52	22 011,6	24,47	-0,85
4 Minyak Nabati dan Hewani	95,7	0,10	72,7	0,08	-24,03
5 Bahan Kimia dan produknya	11 983,1	12,69	11 892,2	13,22	-0,76
6 Barang-barang Buatan Pabrik	15 120,7	16,02	13 514,4	15,02	-10,62
7 Mesin dan Alat Angkutan	29 599,8	31,35	26 596,2	29,57	-10,15
8&9 Lainnya	3 460,4	3,67	3 282,0	3,65	-5,16
<b>TOTAL IMPOR</b>	<b>94 410,6</b>	<b>100,00</b>	<b>89 953,7</b>	<b>100,00</b>	<b>-4,72</b>

Impor kelompok barang SITC 1 digit yang terbesar berikutnya adalah *minyak dan bahan bakar mineral* dengan nilai USD22.011,6 juta dan peran 24,47 persen, diikuti oleh *barang-barang buatan pabrik* USD13.514,4 juta (15,02 persen). Selanjutnya *bahan kimia dan produknya* sebesar USD11.892,2 juta (13,22 persen), *bahan makanan dan binatang hidup* USD7.352,6 juta (8,17 persen), *bahan baku dan hasil tambang* USD4.828,5 juta (5,37 persen), *kelompok barang lainnya* USD3.282,0 juta (3,65

persen), *minuman dan tembakau* USD403,5 juta (0,43 persen), serta *minyak nabati dan hewani* USD72,7 juta (0,08 persen).

Selama Januari-Juni 2014, pelabuhan di DKI Jakarta membongkar barang impor terbesar dibanding pelabuhan di provinsi lain, yaitu sebesar USD43.130,5 juta atau 47,95 persen dari total impor Indonesia. Provinsi dengan impor terbesar kedua adalah Jawa Timur yang mencapai USD12.729,4 juta (14,15 persen), diikuti Jawa Tengah USD7.889,9 juta (8,77 persen), Banten USD5.793,9 juta (6,44 persen), Kepulauan Riau USD5.442,7 juta (6,05 persen), Kalimantan Timur USD4.447,9 juta (4,94 persen), dan Sumatera Utara sebesar USD2.585,7 juta (2,87 persen). Kemudian nilai impor yang masuk melalui provinsi Lampung dan Kalimantan Selatan masing-masing sebesar US\$1.825,6 juta (2,03 persen) dan US\$1.329,6 juta (1,48 persen). Sementara nilai impor ke provinsi lainnya masih berada di bawah USD1,0 miliar.



Dari sembilan provinsi utama, tiga provinsi diantaranya mengalami peningkatan nilai impor dibanding periode yang sama tahun sebelumnya. Provinsi tersebut, yaitu Jawa Timur sebesar US\$835,3 juta (7,02 persen), Jawa Tengah sebesar US\$231,3 (3,02 persen), dan Lampung sebesar US\$217,0 juta (13,49 persen). Sementara itu, enam provinsi lainnya mengalami penurunan nilai impor.

Dari enam provinsi utama yang mengalami penurunan nilai impor, provinsi DKI Jakarta mengalami penurunan cukup tinggi, yaitu sebesar US\$2.656,8 juta atau 5,80 persen. Provinsi berikutnya, yaitu Kepulauan Riau sebesar US\$1.236,3 juta (18,51 persen), Banten US\$864,0 juta (12,98 persen), Kalimantan Timur US\$644,8 juta (12,66 persen), Kalimantan Selatan sebesar US\$32,3 juta (2,11 persen), dan Sumatera Utara sebesar US\$20,3 juta (5,24 persen).

**TABEL 6. NILAI DAN PERANAN IMPOR MENURUT PROVINSI<sup>1)</sup>  
JANUARI-JUNI 2013 DAN 2014**

Provinsi	Januari-Juni 2013		Januari-Juni 2014		Perubahan Jan-Jun 2014 thd Jan-Jun 2013 (%)
	Nilai (Juta USD)	Peranan (%)	Nilai (Juta USD)	Peranan (%)	
Aceh	7,4	0,01	21,8	0,02	194,59
Sumatera Utara	2 606,0	2,76	2 585,7	2,87	-0,78
Sumatera Barat	498,4	0,53	506,0	0,56	1,52
Riau	946,6	1,00	863,1	0,96	-8,82
Jambi	62,8	0,07	130,3	0,15	107,48
Sumatera Selatan	261,0	0,28	226,6	0,25	-13,18
Bengkulu	10,9	0,01	5,5	0,01	-49,54
Lampung	1 608,6	1,70	1 825,6	2,03	13,49
Kepulauan Bangka Belitung	22,4	0,02	18,1	0,02	-19,2
Kepulauan Riau	6 679,0	7,08	5 442,7	6,05	-18,51
DKI Jakarta	45 787,3	48,50	43 130,5	47,95	-5,8
Jawa Barat	938,7	0,99	890,5	0,99	-5,13
Jawa Tengah	7 658,6	8,11	7 889,9	8,77	3,02
Di Yogyakarta	0,6	0,00	0,5	0,00	-16,67
Jawa Timur	11 894,1	12,60	12 729,4	14,15	7,02
Banten	6 657,9	7,05	5 793,9	6,44	-12,98
Bali	98,5	0,10	164,2	0,18	66,7
Nusa Tenggara Barat	97,6	0,10	67,7	0,08	-30,64
Nusa Tenggara Timur	214,6	0,23	12,9	0,01	-93,99
Kalimantan Barat	241,5	0,26	266,2	0,30	10,23
Kalimantan Tengah	41,2	0,04	47,2	0,05	14,56
Kalimantan Selatan	1 361,9	1,44	1 329,6	1,48	-2,37
Kalimantan Timur	5 092,7	5,39	4 447,9	4,94	-12,66
Sulawesi Utara	56,6	0,06	75,4	0,08	33,22
Sulawesi Tengah	7,7	0,01	24,2	0,03	214,29
Sulawesi Selatan	865,3	0,92	437,9	0,49	-49,39
Sulawesi Tenggara	203,1	0,22	225,6	0,25	11,08
Sulawesi Barat	4,5	0,01	4,7	0,01	4,44
Gorontalo	13,5	0,01	46,3	0,05	242,96
Maluku	178,2	0,19	214,3	0,24	20,26
Maluku Utara	2,2	0,00	2,6	0,00	18,18
Papua Barat	24,8	0,03	4,0	0,01	-83,87
Papua	266,4	0,28	522,9	0,58	96,28
<b>TOTAL IMPOR</b>	<b>94 410,6</b>	<b>100,00</b>	<b>89 953,7</b>	<b>100,00</b>	<b>-4,72</b>

Keterangan : <sup>1)</sup> = melalui pelabuhan bongkar yang terdapat di provinsi



**I-1. IMPOR MENURUT GOLONGAN BARANG HS / IMPORT BY HS COMMODITY GROUPS**  
**A. MENURUT 21 GOLONGAN BARANG (HS) / BY 21 HS COMMODITY GROUP**  
**\*\*\* JUNI/ JUNE 2014 \*\*\***

HS	Uraian golongan barang Group description	Berat bersih / Net weight (Kg)		Nilai / Value C.I.F ( U S \$ )	
		Bulan ini	Kumulatif	Bulan ini	Kumulatif
		Current month	Cum. Jan. to date	Current month	Cum. Jan. to date
I	Live animals; animal product	80 304 199	430 484 807	280 234 138	1 488 207 775
II	Vegetable products	1 569 566 269	7 955 776 665	737 931 568	3 703 619 094
III	Fats, oils, waxes of animal/ vegetable	9 382 417	50 277 586	17 042 227	90 460 639
IV	Foodstuffs,beverages,spirits and tobacco	1 156 476 774	4 870 504 762	850 618 742	3 713 925 689
IX	Wood and its articles,plaiting materials	87 959 327	460 912 042	35 788 626	199 138 385
V	Mineral products	5 121 656 555	32 154 237 148	3 537 025 936	22 775 949 593
VI	Prod. of chemical or allied industries	1 569 852 656	8 580 492 783	1 577 017 022	8 628 107 628
VII	Plastics, rubber and articles there of	372 721 627	2 132 367 963	854 570 514	4 883 305 747
VIII	Raw hides, skins, leather and articles	8 752 874	43 479 286	66 829 379	348 337 267
X	Pulp, paper and articles there of	490 209 816	2 263 388 882	313 436 899	1 585 078 470
XI	Textiles & textile articles	167 573 731	1 037 766 398	699 156 514	4 360 337 311
XII	Footwear, umbrellas, artificial flowers	6 081 490	37 471 215	41 035 014	243 206 662
XIII	Cement, plaster, glass, ceramic products	163 189 456	998 242 673	94 740 994	533 431 903
XIV	Pearls & precious/semiprecious stones	367 072	1 621 054	6 513 781	41 876 942
XIX	Arms and amunition; parts & accesories	7 129	288 950	1 542 408	99 114 482
XV	Base metals and articles there of	1 519 913 091	7 910 764 469	1 637 624 390	8 850 735 774
XVI	Machinery,electric,electronic equipments	321 235 047	1 763 895 749	3 815 800 345	21 926 375 067
XVII	Vehicles, aircraft, and vessels	113 820 674	697 913 399	733 331 822	4 132 965 629
XVIII	Optical,photographic,musical instruments	8 517 247	50 974 084	186 757 705	1 103 597 482
XX	Miscellaneous manufactures articles.	34 115 326	182 385 704	116 352 528	660 161 939
XXI	Works of art,antiques special provisions	9 649 913	61 564 627	94 391 889	585 731 152
<b>TOTAL IMPORT</b>		<b>12 811 352 690</b>	<b>71 684 810 246</b>	<b>15 697 742 441</b>	<b>89 953 664 630</b>

**I-1. IMPOR MENURUT GOLONGAN BARANG (HS) / IMPORT BY HS COMMODITY GROUPS**  
**B. MENURUT GOLONGAN BARANG 2 DIJT HS / BY COMMODITY 2 DIGITS HS**  
**\*\*\* JUNI/ JUNE 2014 \*\*\***

HS	Uraian golongan barang Group description	Berat bersih / Net weight (Kg)		Nilai / Value C.I.F ( U S \$ )	
		Bulan ini	Kumulatif	Bulan ini	Kumulatif
		Current month	Cum. Jan. to date	Current month	Cum. Jan. to date
01	Live animals	19 026 219	114 919 347	52 266 713	320 193 722
02	Meat and edible meat offal	11 478 586	57 211 267	49 572 958	243 249 022
03	Fish and crustaceans	11 936 914	62 202 984	16 403 619	95 715 414
04	Dairy products, bird's eggs, natural honey	36 726 408	188 631 924	148 197 241	756 082 770
05	Products of animal origin	1 136 072	7 519 285	13 793 607	72 966 847
06	Live trees and other plants	81 062	605 274	161 228	893 240
07	Edible vegetables and certain roots and tubers	105 499 188	487 474 771	75 582 600	354 481 414
08	Edible fruits and nuts	47 510 540	296 645 061	73 950 495	423 706 101
09	Coffee, tea, mate, and spices	8 426 022	48 007 166	22 012 135	89 382 747
10	Cereals	1 048 392 317	5 391 296 947	328 618 756	1 680 432 516
11	Products of the milling industry; malt, starches	66 558 809	264 276 019	31 543 161	133 187 704
12	Oil seeds and oleaginous fruits; grains,seed, and fruits	292 264 353	1 462 158 758	198 513 450	975 596 582
13	Lac; gums; resins and other vegetable saps and extracts	815 413	5 155 081	7 531 722	45 682 782
14	Vegetable plaiting materials; vegetable products	18 565	157 588	18 021	256 008
15	Animal or vegetable oils/ fats and their cleavage products	9 382 417	50 277 586	17 042 227	90 460 639
16	Preparations of meat/fish/ crustaceans/ mollucs or other aquatic ir	1 365 210	6 995 705	4 324 050	21 217 014
17	Sugar and sugar confectionery	461 641 658	2 016 830 880	212 839 237	966 595 272
18	Cocoa and cocoa preparations	11 657 934	55 372 793	39 890 644	176 305 608
19	Preparations of cereals, flour, starch or milk; pastrycooks' product	8 827 962	46 147 647	30 602 857	172 512 017
20	Preparations of vegetables, fruits, nuts or other part of plants	11 638 163	50 110 843	16 807 445	68 964 111
21	Miscellaneous edible preparations	19 442 039	91 840 402	68 822 162	355 655 286
22	Beverages, spirit, and vinegar	21 888 453	79 401 244	17 543 391	59 965 030
23	Residues and waste from the food industries	608 688 389	2 464 187 212	389 846 818	1 548 283 146
24	Tobacco and manufactured tobacco substitutes	11 326 966	59 618 036	69 942 138	344 428 205
25	Salts; sulphur; earths and stone; plastering materials, lime and cer	1 011 164 424	6 421 721 897	87 192 585	568 784 070
26	Ores, slag, and ash	241 183 167	1 298 570 489	25 265 578	187 068 354
27	Mineral fuels, mineral oils and products of their distillation	3 869 308 964	24 433 944 762	3 424 567 773	22 020 097 169
28	Inorganic chemicals	405 424 188	2 117 533 692	172 782 132	935 722 504

**I-1. IMPOR MENURUT GOLONGAN BARANG (HS) / IMPORT BY HS COMMODITY GROUPS**  
**B. MENURUT GOLONGAN BARANG 2 DIJIT HS / BY COMMODITY 2 DIGIT HS**  
**\*\*\* JUNI/ JUNE 2014 \*\*\***

HS	Uraian golongan barang Group description	Berat bersih / Net weight (Kg)		Nilai / Value C.I.F ( U S \$ )	
		Bulan ini	Kumulatif	Bulan ini	Kumulatif
		Current month	Cum. Jan. to date	Current month	Cum. Jan. to date
29	Organic chemicals	391 258 512	2 417 113 053	612 703 075	3 597 769 358
30	Pharmaceutical products	2 351 042	11 456 317	71 778 737	331 176 772
31	Fertilizers	603 911 439	3 117 365 356	170 282 941	844 161 305
32	Tanning or dyeing extracts	40 974 538	238 778 565	134 240 657	702 448 531
33	Essential oils and resinoids; perfumery, cosmetic or toilet prepara	11 523 541	58 232 091	102 401 608	540 313 556
34	Soap, organic surfasce-active agents, washing, and lubricating pre	20 569 841	108 821 110	55 004 438	286 263 215
35	Albuminoidal substances; modified starches; glues; enzymes	20 796 271	102 583 788	44 898 285	242 439 445
36	Explosives; pyrotechnic products; matches; certain combustible p	4 414 689	16 794 298	16 363 975	62 788 562
37	Photographic and cinematographic goods	1 121 539	7 167 065	5 720 167	38 125 251
38	Miscellaneous chemical products	67 507 056	384 647 448	190 841 007	1 046 899 129
39	Plastics and articles thereof	319 720 559	1 833 970 799	679 047 805	3 874 657 588
40	Rubber and articles thereof	53 001 068	298 397 164	175 522 709	1 008 648 159
41	Raw hides, skins, and leather	5 199 899	27 878 683	45 446 257	248 068 468
42	Articles of leather; saddlery and harness; travel goods and similar	3 542 806	15 549 279	19 933 258	95 008 964
43	Furskins and artificial fur; manufactures thereof	10 169	51 324	1 449 864	5 259 835
44	Wood and articles of wood; wood charcoal	87 826 150	460 082 859	35 441 715	196 480 822
45	Cork and articles of cork	71 950	436 273	288 613	2 038 066
46	Manufactured of straw or other plaiting materials; basketware an	61 227	392 910	58 298	619 497
47	Pulp of wood or of other fibrous cellulosic material; recovered pap	424 874 618	1 883 134 672	180 656 308	853 322 828
48	Paper and paperboard; articles of paper pulp or of paper/paperbc	64 669 795	376 189 969	115 393 710	678 803 953
49	Printed books, newspapers, pictures, and other products of printi	665 403	4 064 241	17 386 881	52 951 689
50	Silk	44 382	131 267	224 693	585 677
51	Wool, fine or coarse animal hair; horse hair yarn, woven fabrics of	466 024	2 844 927	10 706 596	56 938 568
52	Cotton	55 421 643	419 513 451	181 900 349	1 300 109 108
53	Other vegetable textile fibres; paper yarns and woven fabrics of p	1 575 411	15 005 667	1 581 734	15 739 239
54	Man-made filaments	24 791 379	127 235 000	115 168 607	654 060 583
55	Man-made staple fibres	36 898 746	208 650 515	114 543 676	680 412 482
56	Wadding, felt, and non-wovens	10 419 668	57 526 585	36 386 054	212 203 686
57	Carpets and other textile floor coverings	1 365 933	7 141 975	3 553 550	17 511 133
58	Special woven fabrics; tufted textile fabrics; lace; tapestries; embr	1 943 556	11 893 661	26 474 606	151 828 439
59	Impregnated, coated, covered or laminated textile fabrics	11 452 278	64 452 635	54 256 754	327 344 657
60	Knitted or crocheted fabrics	15 671 001	85 862 430	107 242 687	672 655 321
61	Articles of apparel and clothing accessories, knitted or crocheted	3 289 118	13 672 159	18 758 604	103 097 332
62	Articles of apparel and clothing accessories, not knitted or croche	2 752 912	13 263 707	23 134 102	138 042 548
63	Other made up textile articles; sets; worn clothing and worn textil	1 481 680	10 572 419	5 224 502	29 808 538
64	Footwear, gaiters and the like; parts of such articles	4 649 572	30 479 657	36 622 961	218 618 430
65	Headgear and parts thereof	157 235	755 304	1 163 781	7 125 389
66	Umbrellas, walking sticks, seat-sticks, whips, riding crops and part	853 488	4 474 133	860 305	4 643 403
67	Prepared feathers and articles; artificial flowers; articles of humar	421 195	1 762 121	2 387 967	12 819 440
68	Articles of stone, plaster, cement, asbestos, mica or similar mater	47 213 940	350 576 761	30 141 143	168 915 950
69	Ceramic products	78 192 263	448 574 012	30 946 586	176 984 247
70	Glass and glassware	37 783 253	199 091 900	33 653 265	187 531 706
71	Natural and cultured pearls, precious/semi precious stones, and p	367 072	1 621 054	6 513 781	41 876 942
72	Iron and steel	1 237 202 400	6 399 746 371	821 516 099	4 360 064 732
73	Articles of iron and steel	170 987 941	861 768 970	418 821 729	2 155 607 724
74	Copper and articles thereof	16 999 516	96 575 357	114 087 614	671 231 225
75	Nickel and articles thereof	254 842	1 783 470	4 380 271	29 803 478
76	Aluminium and articles thereof	46 670 076	285 490 220	129 116 565	762 201 521
78	Lead and articles thereof	7 796 178	44 042 938	18 206 143	103 945 756
79	Zinc and articles thereof	11 097 054	71 154 593	25 160 641	159 996 694
80	Tin and articles thereof	117 598	1 121 722	1 996 153	10 876 750
81	Other base metal; cermets; and articles thereof	433 438	2 168 379	11 282 512	52 777 780
82	Tools, implements, cutlery, spoon and forks, of base metal and pa	7 081 198	35 322 118	38 927 365	231 559 366
83	Miscellaneous articles of base metal	21 272 850	111 590 331	54 129 298	312 670 748
84	Nuclear reactors, boilers, machinery and mechanical appliances; p	240 899 318	1 309 591 365	2 418 787 045	13 045 433 425
85	Electrical machinery and equipments; sound recorders/reproduce	80 335 729	454 304 384	1 397 013 300	8 880 941 642
86	Railway and tramway locomotive, mechanical traffic, and all kinds	1 891 175	21 739 999	6 954 050	97 750 992
87	Vehicles other than railway/tramway, and parts and accessories tl	77 849 550	418 404 636	565 384 382	3 242 382 428



**I-1. IMPOR MENURUT GOLONGAN BARANG (HS) / IMPORT BY HS COMMODITY GROUPS**  
**B. MENURUT GOLONGAN BARANG 2 DIJIT HS / BY COMMODITY 2 DIGITS HS**  
**\*\*\* JUNI / JUNE 2014 \*\*\***

HS	Uraian golongan barang <i>Group description</i>	Berat bersih / <i>Net weight (Kg)</i>		Nilai / <i>Value C.I.F ( U S \$ )</i>	
		Bulan ini	Kumulatif	Bulan ini	Kumulatif
		<i>Current month</i>	<i>Cum. Jan. to date</i>	<i>Current month</i>	<i>Cum. Jan. to date</i>
88	Aircraft and its components	125 897	747 677	61 308 042	294 621 437
89	Ships, boat, and floating structures	33 954 052	257 021 087	99 685 348	498 210 772
90	Optical, photographic, cinematographic, measuring, checking, me	6 415 476	38 865 629	165 656 039	985 098 321
91	Clocks and watches and parts thereof	624 563	3 054 263	5 131 794	30 550 523
92	Musical instruments; parts and accessories of such articles	1 477 208	9 054 192	15 969 872	87 948 638
93	Arms and ammunition; parts and accessories thereof	7 129	288 950	1 542 408	99 114 482
94	Furnitures, bedding, mattress supports, cushions and stuffed furni	20 950 500	104 584 423	58 333 280	312 345 065
95	Toys, games and sports requisiters; parts and accessories thereof	2 586 010	23 879 469	9 785 573	89 977 524
96	Miscellaneous manufactured articles	10 578 816	53 921 812	48 233 675	257 839 350
97	Works of arts, collectors' piece and antiques	40 063	266 317	296 921	1 512 850
98	Vehicles ikd and their components	9 609 850	61 298 310	94 094 968	584 218 302
<b>TOTAL IMPORT</b>		<b>12 811 352 690</b>	<b>71 684 810 246</b>	<b>15 697 742 441</b>	<b>89 953 664 630</b>

http://www.bps.go.id

**I-1. IMPOR MENURUT GOLONGAN BARANG (HS) / IMPORT BY HS COMMODITY GROUPS**  
**C. MENURUT 40 GOLONGAN BARANG (HS) TERBESAR / BY BIG 40 COMMODITIES (HS)**  
**\*\*\* JUNI/ JUNE 2014 \*\*\***

HS	Uraian golongan barang Group description	Berat bersih / Net weight (Kg)		Nilai / Value C.I.F ( U S \$ )	
		Bulan ini Current month	Kumulatif Cum. Jan. to date	Bulan ini Current month	Kumulatif Cum. Jan. to date
2709001000	Crude petroleum oil	1 384 556 538	8 190 767 760	1 160 912 412	6 912 593 844
2710121600	Other motor spirit, unleaded	1 023 253 028	6 471 235 280	1 049 059 203	6 811 239 727
2710197100	Automotive diesel fuel	600 601 507	3 600 615 517	534 505 671	3 241 701 032
8517120000	Telephones for cellular networks or for other wireless networks	1 097 322	6 894 131	262 295 235	1 589 095 340
2304009000	Oil-cake & other solid residues, from extraction of soyabean oil	465 872 704	1 775 664 849	283 426 682	1 059 307 568
2710197200	Other diesel fuel	110 031 016	1 138 551 300	102 142 465	1 042 763 237
1001991910	Wheat grains without husk, other than seed, for human consumption	469 257 429	2 941 357 210	152 520 491	959 457 156
2711130000	Liquid butanes	124 937 556	863 482 058	108 608 812	815 801 546
1701140000	Other cane sugar, raw, not added flavour/colour	423 231 898	1 732 531 170	184 700 606	784 289 456
1201900000	Soya beans, other than seed, whether or not broken	260 583 806	1 292 419 155	161 057 102	775 335 234
2711120000	Liquid propane	104 603 552	780 393 925	90 989 070	730 859 446
5201000000	Cotton, not carded/combed.	45 246 356	356 712 164	95 118 322	728 835 836
7207121000	Slabs of iron/non alloy, containing < 0,25% of carbon, other than square	213 682 917	1 216 304 522	117 535 934	645 235 116
2710127000	Naphtha, reformed and other preparations of a kind used for blending	123 121 027	658 328 435	119 703 832	637 294 164
2902430000	p-xylene	63 441 152	446 504 138	80 013 467	579 993 140
8542390000	Other electronic integrated circuits	321 237	2 424 758	87 974 407	543 659 469
2710121400	Motor spirit, of RON 90 and above, but below RON 97, unleaded	60 769 028	420 770 730	65 033 143	457 587 402
2901210000	Ethylene	86 225 486	313 474 728	117 176 614	445 315 075
3104200000	Potassium chloride	272 685 649	1 385 537 909	82 064 860	426 702 021
8471302000	Laptops including notebooks and subnotebooks	714 558	5 234 261	52 386 084	405 741 828
7204490000	Other ferrous waste and scrap :	159 083 664	1 028 583 995	61 361 233	399 389 437
3902109020	Polypropylene in granule form	43 031 876	258 231 770	65 938 376	394 511 968
7403110000	Refined copper for cathodes and sections of cathodes	8 953 479	52 037 309	61 414 405	372 435 408
1005909000	Other maize (corn), other than seeds	339 561 123	1 451 347 391	89 635 214	366 045 004
8517709900	Other aerials or antennae	265 069	1 708 136	20 069 883	332 085 232
0402104100	Milk & cream of fat > 1,5%, in solid form, not added sugar/sweet, condensed	11 453 738	69 123 915	55 404 005	324 847 939
9801202000	Vehicles of heading 8704 with a gross weight <= 24 ton, incomplete	5 286 677	29 841 029	51 089 726	290 553 171
2710198200	Aviation turbine fuel (jet fuel) having a flash point of less than 23°C	13 537 136	255 954 305	14 553 926	282 180 231
0102291090	Live male cattle, not oxen, other than pure-bred breeding animals	17 267 789	99 448 257	46 720 755	278 876 920
8517625300	Other transmission apparatus for radio-telephony/radio-telegraphy	62 529	549 500	11 494 021	276 049 864
8443910000	Part & accessories of printing machinery used for printing by component	1 099 715	5 205 906	55 197 521	268 718 977
3902309010	Propylene copolymers in granule	26 726 251	151 602 860	45 455 347	257 355 369
8517610000	Base stations	566 078	2 570 771	44 089 846	253 836 357
8471309000	Other portable digital automatic data processing machines, weighing not more than 10 kg	320 128	1 622 033	49 437 064	251 847 634
2905310000	Ethylene glycol (ethanediol)	36 363 655	230 137 952	37 372 720	248 288 952
7304290010	Unfinished cast iron pipe or tube with yield strength less than 275 N/mm²	44 439 712	161 819 860	56 947 774	243 434 751
4703210000	Chemical wood pulp, soda, other than dissolving grades, bleached, chemical	66 523 267	309 700 012	52 942 887	243 290 120
1001991990	Other wheat, other than seed, for human consumption	175 630 269	723 937 952	58 023 744	240 485 319
8529909400	Other printed circuit boards; not assembled, for flat panel display	1 949 894	7 948 747	57 974 288	239 488 527
7227900000	Other bars & rods, hot-rolled, irregularly wound coils	91 692 507	400 260 425	51 795 336	229 786 687

## I-2 IM POR M ENURUT GOLONGAN BARANG SITC / IM PORT BY SITC COM M ODITY GROUPS

\*\*\* JUNI/ JUNE 2014 \*\*\*

SITC	Uraian golongan barang Group description	Berat bersih / Net weight (Kg)		Nilai / Value C.I.F. (US\$)	
		Bulan ini	Kumulatif	Bulan ini	Kumulatif
		Current month	Cum. Jan. to date	Current month	Cum. Jan. to date
<b>A. By Commodity 1 digit SITC</b>					
0	Food and Live Animals	2 439 331 567	11 517 523 937	1 544 393 395	7 352 638 940
1	Beverages and Tobacco	33 164 015	138 602 575	87 333 332	403 507 066
2	Crude Materials, Inedible	2 091 008 493	11 376 920 362	860 802 507	4 828 537 086
3	Mineral Fuels, Lubricants, etc.	3 867 725 922	24 419 592 413	3 423 543 424	22 011 551 937
4	Animal & Vegetable Oils/Fats	8 247 043	43 738 560	13 794 839	72 727 862
5	Chemicals	1 840 323 506	10 109 148 469	2 154 691 763	11 892 178 794
6	Manufactured Goods	1 991 395 202	11 064 343 038	2 417 546 641	13 514 341 427
7	Machinery and Transportation Equipments	445 580 869	2 526 417 853	4 643 292 733	26 596 227 143
8	Miscellaneous Manufactured Articles	94 575 779	488 518 469	550 575 267	3 270 090 532
9	Special Commodities and Transaction	294	4 570	1 768 540	11 863 843
<b>TOTAL IM PORT</b>		<b>12 811 352 690</b>	<b>71 684 810 246</b>	<b>15 697 742 441</b>	<b>89 953 664 630</b>
<b>B. By Commodity 2 digit SITC</b>					
00	Live animal for food	19 026 219	114 919 235	52 266 713	320 193 304
01	Meat and meat preparations	12 075 122	60 047 349	51 871 251	252 698 689
02	Dairy product and eggs	36 765 069	190 178 733	147 824 973	758 788 828
03	Fish, crustaceans,molluscs and their preparations	12 705 588	66 362 607	18 429 376	107 482 761
04	Cereals and cereal preparations	1 077 181 319	5 534 016 844	349 945 890	1 783 072 257
05	Fruits and vegetables	165 244 470	838 752 809	167 244 295	853 950 188
06	Sugar, sugar preparations, and honey	462 000 401	2 018 137 530	214 202 960	971 599 028
07	Coffee, tea, cocoa, and spices	21 688 085	111 924 843	72 337 683	322 643 386
08	Feeding stuff for animals	608 811 178	2 465 742 534	389 881 717	1 548 877 286
09	Miscellaneous food preparations	23 834 116	117 441 453	80 388 537	433 333 213
11	Beverages	21 837 049	78 984 539	17 391 194	59 078 861
12	Tobacco and tobacco manufactured	11 326 966	59 618 036	69 942 138	344 428 205
21	Hides, skins and furskins	1 713 929	7 995 496	1 961 292	7 649 652
22	Oil seeds, nuts, and kernels	291 605 580	1 458 144 350	196 856 335	963 543 007
23	Crude rubber	29 195 150	176 527 680	60 324 925	378 906 797
24	Wood, lumber, and cork	42 015 325	184 703 776	13 557 395	68 235 246
25	Pulp and waste paper	424 874 618	1 883 134 672	180 656 308	853 322 828
26	Textile fibres and their waste	77 030 504	528 053 258	171 357 650	1 191 314 313
27	Crude fertilizers and crude minerals	698 781 015	4 399 294 046	69 592 097	454 101 778
28	Metalliferous ores and metal scraps	523 321 772	2 723 568 813	143 486 353	780 652 590
29	Crude animals and vegetable materials, nes	2 470 600	15 498 271	23 010 152	130 810 875
32	Coal, coke, and briquettes	153 372 566	1 026 252 912	23 889 750	161 528 494
33	Petroleum and petroleum products	3 484 743 434	21 744 168 902	3 199 680 090	20 296 793 663
34	Gas; natural and manufactured	229 609 086	1 649 167 237	199 922 644	1 553 085 521
35	Electric Current	836	3 362	50 940	144 259
41	Animal oils and fats	1 108 850	4 340 391	2 127 484	9 616 314
42	Fixed vegetable oils/fats	4 424 119	23 828 984	6 895 456	36 468 927
43	Animal vegetable oils/fats	2 714 074	15 569 185	4 771 899	26 642 621
51	Organic chemicals	392 712 188	2 429 799 182	587 572 608	3 478 085 833
52	Inorganic chemicals	351 576 690	1 847 090 855	153 970 736	842 421 238
53	Dyeing,tanning, and colouring materials	41 560 368	243 288 101	135 563 527	710 480 023
54	Medical and pharmaceutical products	3 983 799	20 776 618	104 390 449	498 577 650
55	Essential oils and perfumery materials	25 963 355	132 947 150	137 931 941	721 661 343
56	Manufactured fertilizers	602 645 893	3 112 530 611	169 607 258	840 305 666
57	Plastics in primary forms	253 110 010	1 498 001 520	476 908 982	2 802 839 086
58	Plastics in non-primary forms	38 501 643	209 690 959	111 587 800	559 045 023
59	Chemical materials and its products, nes	130 269 560	615 023 473	277 158 462	1 438 762 932
61	Leather, leather med, nes	3 504 222	20 104 617	44 089 242	244 476 274
62	Rubber manufactured, nes	23 492 193	120 329 844	113 491 367	620 980 959
63	Wood and cork manufactured	45 882 775	275 815 356	22 172 933	130 283 642
64	Paper, paperboard, and manufactured thereof	63 788 270	370 460 566	105 314 255	608 861 773
65	Textile yarns, fabrics, and their products	85 754 848	491 341 369	487 593 221	2 938 653 812
66	Non metallic minerals manufactured	481 593 503	3 053 400 993	115 432 466	668 847 945
67	Iron and steel	1 124 078 960	5 757 927 000	951 009 151	4 870 972 950
68	Non ferrous metals	71 987 718	442 186 148	266 880 514	1 587 392 082
69	Manufactured of metal, nes	91 312 713	532 777 145	311 563 492	1 843 871 990
71	Power generating machine and equipments	50 310 663	270 611 367	452 868 016	2 255 314 559
72	Machinery specialized for particular industry	79 264 781	416 085 417	690 340 675	3 913 047 690
73	Metalworking machinery	13 504 741	83 562 415	161 303 079	840 612 580

I-2 IM POR M ENURUT GOLONGAN BARANG SITC/ IM PORT BY SITC COM M ODITY GROUPS

\*\*\* JUNI/ JUNE 2014 \*\*\*

SITC	Uraian golongan barang Group description	Berat bersih / Net weight (Kg)		Nilai / Value C.I.F. (US\$)	
		Bulan ini	Kumulatif	Bulan ini	Kumulatif
		Current month	Cum. Jan. to date	Current month	Cum. Jan. to date
74	General industrial machinery and equipments	105 076 170	581 871 070	947 243 628	5 053 405 654
75	Office machinery and automatic data processing	7 302 180	41 928 939	285 050 765	1 636 243 106
76	Telecommunication and reproducers apparatus	14 322 612	75 278 648	580 438 431	3 907 251 720
77	Electrical machinery and apparatus	53 158 772	303 205 248	705 216 228	4 335 361 381
78	Road vehicles	87 153 285	476 130 597	654 493 497	3 775 065 979
79	Other transportation equipments	35 487 665	277 744 152	166 338 414	879 924 474
81	Sanitary, plumbing, and fittings	8 872 976	50 975 539	27 078 761	151 209 855
82	Furniture	14 398 714	69 003 793	35 843 660	188 765 535
83	Traveling goods	2 806 902	14 147 456	18 469 632	87 458 607
84	Clothing	10 926 862	50 653 131	62 449 211	350 966 163
85	Footwear	4 649 572	30 479 657	36 622 961	218 618 430
87	Professional, scientific, and contractor instruments	5 755 608	34 553 912	131 448 016	781 059 047
88	Photographic apparatus, equipments and optics	2 443 954	14 768 175	26 782 636	172 174 862
89	Miscellaneous manufactured articles	44 721 191	223 936 806	211 880 390	1 319 838 033
96	Coin; not being legal tender	0	56	0	33
97	Gold; non monetary	294	4 514	1 768 540	11 863 810
<b>TOTAL IM PORT</b>		<b>12 811 352 690</b>	<b>71 684 810 246</b>	<b>15 697 742 441</b>	<b>89 953 664 630</b>
<b>C. By Commodity 3 digit SITC</b>					
001	Live Animals Other Than Fish	19 026 219	114 919 235	52 266 713	320 193 304
011	Meat Of Bovine Animals Fresh, Chilled Or Frozen	8 691 484	41 371 296	40 907 205	195 125 579
012	Other Meat, Other Edible Meat Offal, Fresh, Chilled Or Frozen	2 780 784	15 795 403	8 602 950	47 729 550
016	Meat And Edible Meat Offal, Salted, Dried, Edible Flour Of Meat	6 318	44 568	62 803	393 893
017	Meat And Edible Meat Offal, Prepared Or Preserved	596 536	2 836 082	2 298 293	9 449 667
022	Milk,cream, And Milk Products Other Than Butter Or Cheese	32 340 116	167 155 207	124 229 433	643 164 417
023	Butter And Other Fats From Milk	2 169 282	12 031 971	11 527 501	59 882 201
024	Cheese And Curds	2 060 321	9 982 995	10 908 280	49 894 905
025	Eggs, Birds, And Egg Yolks; Fresh, Dried Or Otherwise Preserved	195 350	1 008 560	1 159 759	5 847 305
034	Fish, Fresh, Chilled Or Frozen	10 732 392	56 500 759	11 425 505	62 991 472
035	Fish, Dried Salted Or In Brine; Smoked Fish	14 360	57 305	163 420	676 866
036	Crustaceans, Molluscs, And Aquatic Invertebrates	1 190 162	5 644 920	4 814 694	32 047 076
037	Fish, Crustaceans, Molluscs, And Other Aquatic Invertebrates; Pre	768 674	4 159 623	2 025 757	11 767 347
041	Wheat And Meslin, Unmilled	654 087 336	3 737 522 233	213 190 281	1 221 130 390
042	Rice	49 539 110	176 277 496	22 313 450	76 206 742
044	Maize, Unmilled	339 954 557	1 454 003 699	90 403 585	370 361 053
045	Cereals, Unmilled	4 811 314	23 493 519	2 711 440	12 734 331
046	Meal And Flour Of Wheat And Flour Of Meslin	22 828 465	105 017 171	8 828 577	40 217 589
047	Other Cereal Meals And Flours	80 787	250 921	48 963	198 893
048	Cereal Preparations And Preparations Of Flours/starchs Of Fruit	5 879 750	37 451 805	12 449 594	62 223 259
054	Vegetables, Fresh, Chilled, Frozen Or Simply Preserved	104 319 380	481 160 206	72 369 212	338 518 641
056	Vegetables, Roots And Tubers, Prepared Or Preserved Nes	9 808 028	39 612 251	14 472 972	59 359 655
057	Fruit And Nut; Fresh Or Dried	47 299 312	296 105 877	73 418 981	422 390 735
058	Fruits, Preserved And Preparations	2 397 852	15 293 498	3 897 031	20 405 586
059	Fruit And Vegetable Juices	1 419 898	6 580 977	3 086 099	13 275 571
061	Sugar, Molasses, And Honey	460 930 069	2 011 231 755	210 415 269	946 381 718
062	Sugar Confectionery	1 070 332	6 905 775	3 787 691	25 217 310
071	Coffee And Coffee Substitutes	5 660 341	23 322 848	19 779 247	86 705 559
072	Cocoa	10 095 647	47 458 460	32 181 052	140 783 765
073	Chocolate And Other Food Preparations Containing Cocoa	1 562 287	7 914 333	7 709 592	35 521 843
074	Tea And Mate	1 163 867	9 170 175	2 470 191	18 750 981
075	Spices	3 205 943	24 059 027	10 197 601	40 881 238
081	Feeding Stuff For Animals	608 811 178	2 465 742 534	389 881 717	1 548 877 286
091	Margarine And Shortening	1 135 374	6 505 335	3 247 388	17 577 959
098	Edible Products And Preparations	22 698 742	110 936 118	77 141 149	415 755 254
111	Non-alcoholic Beverages, Nes	21 590 022	78 379 488	15 162 741	55 230 673
112	Alcoholic Beverages	247 027	605 051	2 228 453	3 848 188
121	Tobacco, Unmanufactured And Refused	9 525 775	50 884 690	58 451 070	289 037 989
122	Tobacco, Manufactured	1 801 191	8 733 346	11 491 068	55 390 216
211	Hides And Skins, Raw	1 713 929	7 994 834	1 961 292	7 305 426
212	Furskins, Raw	0	662	0	344 226
222	Oil Seeds Use For Extraction Ofsoft Fixed Vegetable Oils	291 278 619	1 455 736 120	196 023 621	959 049 878
223	Oil Seeds Use For Extraction Of Other Fixed Vegetable Oils	326 961	2 408 230	832 714	4 493 129
231	Natural Rubber Latex;natural Rubber And Similar Natural Gums	1 782 932	13 434 293	2 930 394	25 485 370

I-2 IM POR M ENURUT GOLONGAN BARANG SITC / IM PORT BY SITC COM M ODITY GROUPS

\*\*\* JUNI/ JUNE 2014 \*\*\*

SITC	Uraian golongan barang Group description	Berat bersih / Net weight (Kg)		Nilai / Value C.I.F. (US\$)	
		Bulan ini	Kumulatif	Bulan ini	Kumulatif
		Current month	Cum. Jan. to date	Current month	Cum. Jan. to date
232	Synthetic Rubber Latex, Synthetic/reclaimed Rubber	27 412 218	163 093 387	57 394 531	353 421 427
244	Cork,natural,raw And Waste	1 753	31 296	23 840	113 322
245	Fuel Wood And Wood Charcoal	26 542	95 510	41 991	104 756
246	Wood In Chips Or Particles And Waste	1 332 056	7 819 751	398 462	2 547 456
247	Wood In The Rough Or Roughly Squared	28 574 410	109 919 070	3 062 661	12 231 929
248	Wood,simply Worked And Railway Sleeper Of Wood	12 080 564	66 838 149	10 030 441	53 237 783
251	Pulp And Waste Paper	424 874 618	1 883 134 672	180 656 308	853 322 828
261	Silk	79	1 806	2 740	17 648
263	Cotton	45 294 006	356 947 508	95 203 573	729 410 326
264	Jute And Other Textile Bast Fibres	122 001	545 395	151 484	621 966
265	Vegetable Textile Fibres,raw Or Processed;waste Of These Fibres	160 003	1 039 245	228 225	1 564 543
266	Synthetic Fibres Suitable For Spinning	21 048 628	108 331 055	43 002 585	248 175 092
267	Other Man-made Fibres Suitable For Spinning And Waste	10 294 089	60 476 842	32 227 329	204 654 745
268	Wool And Other Animal Hair	54 141	610 618	519 595	6 824 052
269	Old Clothing And Other Old Textile Articles; Rags	57 557	100 789	22 119	45 941
272	Fertilizers, Crude	87 132 778	694 409 009	12 163 303	97 820 987
273	Stone, Sand And Gravel	304 989 605	1 461 192 838	12 693 688	68 678 032
274	Sulphur And Unroasted Iron Pyrites	26 657 863	185 898 688	5 055 483	37 617 191
277	Natural Abrasives	388 386	10 830 198	425 287	4 887 191
278	Other Crude Minerals	279 612 383	2 046 963 313	39 254 336	245 098 377
281	Iron Ore And Concentrates	227 874 800	1 246 221 175	21 885 584	150 637 793
282	Waste And Scrap Metal Of Iron/ steel	222 038 947	1 126 163 466	86 142 847	435 531 398
283	Copper Ores And Concentrates	102	10 281 771	3 276	22 565 295
284	Nickel Ores And Concentrates	0	8 208	0	16 277
285	Aluminium Ores And Concentrates	53 887 888	270 663 933	18 838 454	93 452 177
287	Ores And Concentrates Of Basemetals	13 267 139	41 976 867	3 334 268	16 257 435
288	Non-ferrous Base Metal Waste And Scraps	6 252 342	28 252 604	13 267 990	62 174 750
289	Ores And Concentrates Of Precious Metals; Waste,scraps	554	789	13 934	17 465
291	Crude Animal Materials	1 136 072	7 519 285	13 793 607	72 966 847
292	Crude Vegetable Materials	1 334 528	7 978 986	9 216 545	57 844 028
321	Coals, Pulverized Or Not	127 229 015	928 354 055	17 750 688	134 653 290
322	Briquettes, Lignite And Peat	256 558	1 754 713	74 575	615 341
325	Coke And Semi Coke Of Coal/ lignite/ peat	25 886 993	96 144 144	6 064 487	26 259 863
333	Petroleum Oil, Crude	1 384 572 858	8 190 827 608	1 160 933 269	6 912 670 561
334	Petroleum Products, Refined	2 015 674 028	13 098 526 143	1 982 549 052	13 083 179 740
335	Residual Petroleum Products, And Related Materials	84 496 548	454 815 151	56 197 769	300 943 362
342	Liquefied Propane And Butane	229 541 108	1 643 875 983	199 597 882	1 546 660 992
343	Natural Gas, Liquefied Or Not	0	52	0	379
344	Petroleum Gases And Other Gas	67 978	5 286 614	324 762	6 410 933
345	Coal Gas, Water Gas And Similar Gas	0	4 588	0	13 217
351	Electric Currents	836	3 362	50 940	144 259
411	Animal Oils And Fats	1 108 850	4 340 391	2 127 484	9 616 314
421	Fixed Vegetable Fats And Oils Soft,crude,refined Or Fractioned	3 774 958	20 379 587	5 565 227	30 086 906
422	Fixed Vegetable Fats And Oils Solid,crude,refined Or Fractioned	649 161	3 449 397	1 330 229	6 382 021
431	Animal And Vegetable Oil; Fat Processed And Their Wax	2 714 074	15 569 185	4 771 899	26 642 621
511	Hydrocarbon And Their Halogenated, Nitrated Derivatives	215 169 311	1 183 058 530	278 822 080	1 573 012 276
512	Alcohols,phenols,phenol-alcohols And Their Halogenated	83 061 174	695 272 578	83 116 036	573 678 110
513	Carboxylic Acids,and Their Anhydrides,halides,peroxides	40 571 215	252 103 206	63 161 879	383 392 024
514	Nitrogen-function Compounds	22 223 771	123 797 239	56 411 054	323 836 212
515	Organo-inorganic And Heterocyclic Compounds	16 217 929	96 246 703	70 407 350	440 231 077
516	Other Organic Chemicals	15 468 788	79 320 926	35 654 209	183 936 134
522	Inorganic Chemical Elements, Oxides And Halogen Salts	155 405 297	875 000 069	86 591 085	476 298 549
523	Metallicsalts And Peroxysalts	193 093 284	955 003 640	63 724 015	343 924 728
524	Other Inorganic Chemicals;chemical Compound Of Precious Metal	3 067 862	16 963 757	3 185 869	17 166 132
525	Radioactive And Associated Materials	10 247	123 389	469 767	5 031 829
531	Synthetic Organic; Colouring Matter	8 584 645	42 499 732	53 667 086	263 143 324
532	Dyeing/tanning Extracts And Synthetic Tanning Materials	458 382	3 661 924	1 209 406	8 702 720
533	Pigments, Paints, Varnishes, And Related Materials	32 517 341	197 126 445	80 687 035	438 633 979
541	Medicinal And Pharmaceutical Products	1 817 741	10 380 390	55 042 381	263 065 368
542	Medicaments, Including Veterinary Medicaments	2 166 058	10 396 228	49 348 068	235 512 282
551	Essential Oils, Perfumes, And Flavour Materials	3 190 308	21 410 740	49 891 041	297 358 471
553	Perfumery, Cosmetics, And Toilet Preparations	8 333 233	36 821 351	52 510 567	242 955 085
554	Soap,cleansing And Polishing Preparations	14 439 814	74 715 059	35 530 333	181 347 787
562	Fertilizers, Manufactured	602 645 893	3 112 530 611	169 607 258	840 305 666

I-2 IM POR M ENURUT GOLONGAN BARANG SITC/ IM PORT BY SITC COM M ODITY GROUPS

\*\*\* JUNI/ JUNE 2014 \*\*\*

SITC	Uraian golongan barang Group description	Berat bersih / Net weight (Kg)		Nilai / Value C.I.F. (US\$)	
		Bulan ini	Kumulatif	Bulan ini	Kumulatif
		Current month	Cum. Jan. to date	Current month	Cum. Jan. to date
571	Polymers Of Ethylene In Primary Forms	70 446 274	436 215 769	118 276 513	727 249 734
572	Polimers Of Styrene In Primary Forms	18 218 032	105 089 849	40 494 353	229 794 315
573	Polimers Of Vinyl Chloride In Primary Forms	7 342 158	55 058 008	10 489 337	91 481 387
574	Poliacetals And Polycarbons In Primary Forms	37 485 881	199 521 655	74 496 202	417 287 283
575	Other Plastics In Primary Forms	112 298 069	645 757 258	229 724 532	1 308 085 329
579	Waste And Scrap Of Plastics	7 319 596	56 358 981	3 428 045	28 941 038
581	Tubes, Pipes, And Hoses Of Plastics	3 005 229	14 064 204	14 726 415	69 472 497
582	Plates, Sheets, And Film Of Plastics	34 888 219	192 827 306	94 794 801	479 970 684
583	Monofilament And Rod Of Plastics	608 195	2 799 449	2 066 584	9 601 842
591	Disinfectants, Insecticides, And Fungicides Put In Forms	6 103 311	40 716 428	38 270 344	231 231 056
592	Starches, Inulin, And Wheat Glutenal Buminoidal Substances; Glues	61 331 636	233 883 669	62 524 335	300 444 357
593	Explosive And Pyrotechnic Products	4 409 982	16 712 749	16 296 535	61 910 624
597	Additive For Mineral Oils	10 866 929	56 729 459	38 754 865	202 441 408
598	Miscellaneous Chemical Products	47 557 702	266 981 115	121 312 383	642 732 163
599	Residuall Products Of The Chemical Or Allied Industries, N.e.s	0	53	0	3 324
611	Leathers	3 485 970	19 883 849	43 484 965	240 763 042
612	Manufactures And Composition Leathers	11 726	195 785	270 493	2 183 323
613	Furskins, Tanned Or Dressed	6 526	24 983	333 784	1 529 909
621	Materials Of Rubber	4 030 421	22 166 669	25 150 390	135 781 922
625	Rubber Tyre,tyre Cases,tyre Treads,inner Tubes, And Tyre Flaps	14 825 937	72 982 318	54 180 753	262 330 184
629	Articles Of Rubbers	4 635 835	25 180 857	34 160 224	222 868 853
633	Cork Manufactures	70 197	404 977	264 773	1 924 744
634	Veneers,plywood,improved/reconstituted Wood Worked	43 992 513	265 487 341	19 363 887	107 726 861
635	Wood Manufactures	1 820 065	9 923 038	2 544 273	20 632 037
641	Papers And Paperboards	54 278 511	316 625 958	71 705 474	423 260 564
642	Paper And Paperboard Cut To Size/shape And Article Of Papers	9 509 759	53 834 608	33 608 781	185 601 209
651	Textile Yarns	22 893 480	126 011 119	66 243 120	370 370 678
652	Cotton Fabrics, Woven	7 629 471	47 779 107	82 285 742	518 113 296
653	Fabrics, Woven, Of Man-made Fibres	12 533 747	77 033 978	104 164 712	615 093 665
654	Textile Fabrics, Woven, Other Than Of Cotton Or Man-made Fibres	577 333	4 074 800	8 288 364	39 286 666
655	Knitted Or Crocheted Fabrics	15 671 001	85 862 430	107 242 687	672 655 321
656	Tulle,lace,embroidery,ribbons,trimmings And Other Small Wares	1 854 308	11 431 813	19 654 798	134 504 621
657	Special Yarns,textile Fabrics	21 800 113	121 505 202	90 888 821	541 074 425
658	Made-up Articles, Wholly/chiefly Of Textile Materials	1 427 608	10 481 027	5 248 854	29 878 279
659	Floor Coverings	1 367 787	7 161 893	3 576 123	17 676 861
661	Lime,cement And Fabricated Construction Materials	328 538 173	2 234 948 158	25 355 102	166 151 750
662	Clay And Refactory Construction Materials	78 960 465	450 322 918	28 771 304	167 138 206
663	Mineral Manufactures	35 892 100	169 576 215	28 525 178	153 032 106
664	Glass	18 341 517	104 769 466	17 889 368	101 792 397
665	Glassware	18 267 263	85 999 839	14 310 812	75 630 031
666	Pottery	1 592 953	7 764 968	495 923	3 437 665
667	Pearl, Precious And Semi Precious Stones	1 032	19 429	84 779	1 665 790
671	Pig Iron,spiegeleisen,sponge Iron, And Ferro-alloys	11 845 438	77 286 330	13 433 909	76 480 908
672	Ingots And Other Iron/steel In Primary Forms	364 650 750	1 785 217 628	203 975 437	998 990 748
673	Flat Rolled Products, Not Clad	226 134 000	1 356 589 688	161 458 674	981 161 959
674	Flat Rolled Products, Clad Or Plated	90 436 316	540 265 439	85 921 213	520 506 876
675	Flat Rolled Products And Alloy Steels	90 777 477	411 206 435	99 312 156	477 764 377
676	Iron/steel Bars, Rods, Angels, Shaped And Sections	216 316 965	1 026 126 628	152 913 780	764 983 838
677	Rail/railway And Tractor Construction Of Iron/steel Materials	1 276 674	7 598 743	2 116 657	12 677 108
678	Wire Of Iron/steel	15 968 608	88 444 279	19 230 731	114 404 297
679	Tubes, Pipes, Hollow Profile, Pipe Fitting Of Iron/steel	106 672 732	465 191 830	212 646 594	924 002 839
681	Silver, Platinum, And Other Metal Of The Platinum Groups	36 620	192 824	1 712 298	10 690 063
682	Copper	15 695 162	88 927 953	104 114 396	613 662 447
683	Nickel	201 674	1 275 509	3 697 040	23 966 311
684	Alumunium	37 239 341	236 671 308	104 010 273	628 682 664
685	Lead	7 770 427	43 721 244	17 858 457	101 250 150
686	Zinc	10 742 890	69 517 277	24 213 294	155 520 793
687	Tin	78 582	446 336	1 851 861	9 641 339
689	Miscellaneous Non-ferrous Basemetals Employed In Metallurgy	223 022	1 433 697	9 422 895	43 978 315
691	Structuctures And Parts Of Iron/steel Or Aluminium	18 284 535	122 867 967	38 040 060	283 427 926
692	Metal Containers For Storage And Transportations	4 348 315	24 060 956	18 433 008	101 230 963
693	Wire Products And Fencing Grills	4 910 794	42 199 622	10 643 122	80 600 996
694	Nails, Screws, Nuts, Bolts, Rivets Of Iron/steel Or Copper	14 015 632	79 544 893	62 448 829	371 409 687
695	Tools For Used In The Hand Or In Machines	5 577 033	27 864 651	33 784 487	203 163 301

I-2 IM POR M ENURUT GOLONGAN BARANG SITC / IM PORT BY SITC COM M ODITY GROUPS

\*\*\* JUNI/ JUNE 2014 \*\*\*

SITC	Uraian golongan barang Group description	Berat bersih / Net weight (Kg)		Nilai / Value C.I.F. (US\$)	
		Bulan ini	Kumulatif	Bulan ini	Kumulatif
		Current month	Cum. Jan. to date	Current month	Cum. Jan. to date
696	Cutlery	1 378 347	6 715 745	4 969 030	27 614 058
697	Household Equipment Of Base Metals	5 333 850	28 290 650	11 951 797	62 238 857
699	Manufactures Of Base Metals	37 464 207	201 232 661	131 293 159	714 186 202
711	Steam And Other Vapour Generating Boilers And Parts	14 389 814	69 844 489	105 582 104	338 553 382
712	Steam Or Other Generating Boilers And Parts	3 009 125	16 635 541	27 647 134	195 249 985
713	Internal Combustion Piston Engines And Parts	17 780 000	90 788 432	154 867 357	871 759 506
714	Engines And Motors, Non-electric And Parts	721 049	2 751 911	51 117 609	176 243 906
716	Rotating Electric Plants And Parts	13 293 611	83 599 800	97 769 041	594 567 780
718	Other Power Generating Machines And Parts	1 117 064	6 991 194	15 884 771	78 940 000
721	Agricultural Machinery And Parts	4 154 387	21 018 849	26 818 391	138 061 599
722	Tractors	304 760	2 690 662	2 144 843	17 058 531
723	Civil Engineering And Contractor Plants And Equipments/parts	32 140 870	154 438 926	197 547 535	1 017 117 887
724	Textile/leather Machinery And Parts	9 987 340	48 173 027	85 910 874	472 462 464
725	Papermill/pulpmill Machinery And Paper Cutting Machines	2 791 240	16 283 210	47 742 532	235 527 153
726	Printing/book Binding Machinery And Parts	2 133 256	10 860 165	65 954 317	350 444 525
727	Food Processing Machines And Parts	6 199 627	38 423 905	47 425 403	277 079 827
728	Other Machines And Equipment Specialized For Particular Industry	21 553 301	124 196 673	216 796 780	1 405 295 704
731	Machine Tools By Removing Metal	3 712 911	16 463 169	50 986 393	269 816 659
733	Machine Tool For Working Metals	5 389 698	36 058 043	62 011 220	301 193 499
735	Parts Of Machine Tools	517 040	3 740 552	11 884 299	74 121 063
737	Metalworking Machinery And Parts	3 885 092	27 300 651	36 421 167	195 481 359
741	Heating And Cooling Equipments And Parts	24 312 393	133 212 959	152 659 957	982 445 172
742	Pumps For Liquid And Parts	7 552 379	43 089 606	97 984 106	510 305 623
743	Pumps, Compressors, Fans, Blowers, Centrifuges, And Parts	15 655 908	94 161 412	178 923 479	841 226 949
744	Mechanical Handling Equipments And Parts	24 316 701	128 960 525	134 160 534	671 565 413
745	Other Non-electical Machinery, Tools, And Mechanical Apparatus	5 666 888	28 558 355	87 338 328	466 359 686
746	Ball Or Roller Bearings	5 458 101	31 340 418	44 224 971	250 601 547
747	Taps, Cocks, And Valves For Pipes	7 182 749	38 036 622	98 517 487	521 907 128
748	Transmission Shafts And Cranks	11 109 056	60 494 465	92 584 945	477 086 109
749	Non-electric Parts And Accessories Of Machineries	3 821 995	24 016 708	60 849 821	331 908 027
751	Office Machines	3 419 099	18 894 967	59 684 503	330 018 194
752	Automatic Data Processing Machines And Their Units	2 764 628	17 414 176	184 718 285	1 093 830 953
759	Parts And Accessories For Machine Of Heading 751 Or 752	1 118 453	5 619 796	40 647 977	212 393 959
761	Television Receivers	1 503 335	7 111 728	29 321 564	151 024 316
762	Radio Broadcast Receivers	264 416	1 226 710	7 727 929	40 328 179
763	Sound Recorders Or Reproducers	284 619	1 288 422	4 499 355	21 580 294
764	Telecommunication Equipments And Parts	12 270 242	65 651 788	538 889 583	3 694 318 931
771	Electric Power Machinery And Parts	3 499 424	30 246 549	40 122 418	312 552 397
772	Electrical Apparatus For Making And Breaking Electrical Circuits	11 126 025	55 567 632	197 809 249	1 253 704 326
773	Equipment For Distributing Electricity	10 643 739	59 132 479	80 534 087	472 246 947
774	Electrical Apparatus For Medical Purposes And Radiological Appar:	108 731	489 360	8 389 894	40 779 346
775	Household Type, Electrical/ non-electrical Equipments	8 777 203	49 967 989	45 832 342	242 162 703
776	Thermionic, Cold Cathode, And Photo Cathode Valves/tubes	1 646 806	12 724 390	161 505 276	1 017 563 434
778	Electrical Machinery And Apparatus	17 356 844	95 076 849	171 022 962	996 352 228
781	Passenger Motor Cars	14 786 613	84 305 961	150 181 678	902 579 006
782	Motor Vehicle For The Transportation Of Goods	18 078 164	98 999 285	152 149 030	898 929 460
783	Road Motor Vehicles	1 157 743	9 104 477	11 177 743	80 978 596
784	Parts And Accessories Of The Motor Vehicles	27 659 734	153 686 458	265 694 659	1 476 984 761
785	Motorcycles, Scooters, And Other Cycles Motorized/non Motorize	22 436 568	114 214 592	67 973 968	373 142 143
786	Trailers And Other Vehicles, Not Motorized	3 034 463	15 819 824	7 316 419	42 452 013
791	Railway Vehicles And Associated Equipments	1 407 718	19 978 644	5 345 226	89 219 553
792	Aircraft And Associated Equipments And Parts	125 895	744 421	61 307 840	292 494 149
793	Ships, Boats, And Floating Structures	33 954 052	257 021 087	99 685 348	498 210 772
811	Prefabricated Buildings	4 830 795	25 832 222	10 558 930	53 137 738
812	Sanitary, Plumbing, Heating, And Lighting Fixtures/fittings	1 218 296	8 743 741	2 297 356	15 745 851
813	Lighting Fixtures And Fittings	2 823 885	16 399 576	14 222 475	82 326 266
821	Furnitures And Parts	14 398 714	69 003 793	35 843 660	188 765 535
831	Travel Goods	2 806 902	14 147 456	18 469 632	87 458 607
841	Men's Coats/jackets, Not Knitted	677 872	2 386 412	6 366 610	36 300 232
842	Women's Coats/jacket, Not Knitted	857 262	3 816 054	9 254 377	53 691 474
843	Men's Coats/jackets, Knitted	193 548	927 952	2 247 886	13 568 759
844	Women's Coats/jackets, Knitted	1 964 082	8 284 929	5 515 825	29 131 971
845	Articles Of Apparel	1 768 813	8 063 835	13 668 810	77 778 096
846	Clothing Accessories Of Textiles Fabrics	583 363	3 470 735	4 844 908	30 705 134

**I-2 IM POR M ENURUT GOLONGAN BARANG SITC / IM PORT BY SITC COM M ODITY GROUPS**  
**\*\*\* JUNI/ JUNE 2014 \*\*\***

SITC	Uraian golongan barang <i>Group description</i>	Berat bersih / Net weight (Kg)		Nilai / Value C.I.F. (US\$)	
		<i>Bulan ini</i>	<i>Kumulatif</i>	<i>Bulan ini</i>	<i>Kumulatif</i>
		<i>Current month</i>	<i>Cum. Jan. to date</i>	<i>Current month</i>	<i>Cum. Jan. to date</i>
848	Articles Of Apparel And Clothing Accessories Of Other Than Textile	4 881 922	23 703 214	20 550 795	109 790 497
851	Footwears	4 649 572	30 479 657	36 622 961	218 618 430
871	Optical Instrument And Apparatus	153 040	780 034	5 061 095	41 727 987
872	Medical Instruments And Appliances	1 611 716	10 209 175	23 458 205	116 966 774
873	Meters And Counters	1 114 789	4 827 112	15 569 169	94 251 580
874	Measuring, Checking, Analysing, And Controlling Instrument And A	2 876 063	18 737 591	87 359 547	528 112 706
881	Photographic Apparatus And Equipments	189 822	1 315 830	2 374 776	16 036 002
882	Photographic And Chinematographic Supplies	1 121 397	7 166 150	5 706 473	38 053 643
883	Cinematograph Film, Exposed And Developed	142	915	13 694	71 608
884	Optical Goods	508 030	3 231 017	13 555 899	87 463 086
885	Watches And Clocks	624 563	3 054 263	5 131 794	30 550 523
891	Arms And Ammunitions	33 457	657 168	2 610 870	129 388 593
892	Printed Matter	1 546 928	9 793 644	27 466 336	122 893 869
893	Article Of Plastics	27 548 063	122 294 918	86 972 867	488 749 230
894	Baby Carriages, Toys, Games, And Sporting Goods	3 019 481	25 629 662	11 006 516	95 285 601
895	Office And Stationery Supplies	3 438 433	17 161 154	10 410 791	54 629 035
896	Works Of Art, Collectors Pieces And Antiques	40 063	266 317	296 921	1 512 850
897	Jewellery, Goldsmith, Silversmith Wares, And Other Articles	328 828	1 402 384	2 847 282	17 221 400
898	Musical Instrument And Parts/ accessories	1 648 868	10 459 288	26 090 705	155 833 273
899	Other Miscellaneous Manufactured Articles	7 117 070	36 272 271	44 178 102	254 324 182
961	Coin Not Being Legal Tender	0	56	0	33
971	Gold, Non-monetary	294	4 514	1 768 540	11 863 810
<b>TOTAL IMPOR</b>		<b>12 811 352 690</b>	<b>71 684 810 246</b>	<b>15 697 742 441</b>	<b>89 953 664 630</b>



**I.3. IMPOR MENURUT KOMODITI / IMPORT BY HS COMMODITY**  
**\*\*\* JUNI/ JUNE 2014 \*\*\***

H S	Uraian Komoditi Commodity Description	Berat Bersih / Net Weight (Kg)		Nilai / Value C.I.F (US\$)	
		Bulan ini Current Month	Kumulatif Cum.Jan. to date	Bulan ini Current Month	Kumulatif Cum.Jan. to date
0101210000	Live Horses, Pure-Bred Breeding Animals	0	112	0	418
0102210000	Live Cattle, Pure-Bred Breeding Animals	296 400	296 400	1 629 206	1 629 206
0102291090	Live Male Cattle, Not Oxen, Other Thanpure-Bred Breeding Animals	17 267 789	99 448 257	46 720 755	278 876 920
0102299000	Live Cattle Not Male, Other Thanpure-Bred Breeding Animals	1 459 864	15 163 150	3 875 368	39 551 392
0102901000	Other Live Bovine Animal, Pure-Bredbreeding Animals	800	800	27 011	27 011
0103100000	Live Swine, Pure-Bred Breeding Animals	0	62	0	14 592
0105119000	Live Fowls Spec Gallus Domesticus,Weight <=185G,Oth Than Breeding	0	302	0	5 140
0106190000	Other Live Mammals	0	152	0	3 446
0106200000	Live Reptiles(Including Snakes And Turtles)	0	1 036	0	5 879
0106330000	Live Ostriches; Emus(Dromalus Novaehollandiae)	0	68	0	481
0106390000	Other Live Birds	1 366	8 515	14 373	65 622
0106900000	Other Live Animals	0	493	0	13 615
0201200000	Other Cuts With Bone In Of Bovineanimals, Fresh Or Chilled	5 749	9 905	88 559	118 073
0201300000	Boneless Of Bovine Animals, Fresh Orchilled	546 486	2 781 547	3 658 170	16 987 199
0202200000	Other Cuts With Bone In Of Bovineanimals, Frozen	1 366 319	6 181 291	4 535 201	20 356 108
0202300000	Boneless Of Bovine Animals, Frozen	6 772 930	32 398 553	32 625 275	157 664 199
0203190000	Other Meat Of Swine, Fresh Or Chilled	0	7	0	209
0203220000	Hams, Shoulders And Cuts Thereof Ofswine With Bone In, Frozen	0	8 883	0	51 344
0203290000	Other Meat Of Swine, Frozen	27 108	74 211	182 395	452 886
0204220000	Other Cuts Of Sheep, With Bone In, Freshor Chilled	19 876	30 591	173 285	280 594
0204230000	Boneless Meat Of Sheep, Fresh Or Chilled	2 945	6 675	37 523	74 655
0204300000	Carcasses And Half-Carcasses Of Lamb,Frozen	12 627	53 157	77 377	298 949
0204410000	Carcasses And Half-Carcasses Of Sheep,Frozen	31 319	135 097	134 360	662 957
0204420000	Other Cuts Of Sheep With Bone In, Frozen	24 611	184 771	128 842	1 086 030
0204430000	Boneless Meat Of Sheep, Frozen	2 258	58 193	18 720	463 416
0204500000	Meat Of Goats, Fresh, Chilled Or Frozen	52 831	473 122	247 027	2 233 754
0205000000	Meat Of Horses, Asses, Mules Or Hinnies,Fresh, Chilled Or Frozen	0	15 200	0	25 088
0206100000	Edible Offal Of Bovine Animals, Fresh Orchilled	0	56 806	0	173 670
0206210000	Tongue Of Bovine Animals, Frozen	776 722	3 760 353	2 312 436	11 115 047
0206220000	Livers Of Bovine Animals, Frozen	132 635	987 681	250 458	2 044 167
0206290000	Other Edible Offal Of Bovine Animals,Frozen	1 612 655	9 583 905	4 892 328	28 034 384
0207149900	Cuts&Offal Of Fowl Spc Gallus Domstcs,Not Mechnicly DebonD/ Seprt	0	100	0	1 684
0207420000	Meat And Edible Offal Of Ducks, Not Cutin Pieces, Frozen	85 197	317 645	148 199	618 067
0208500000	Meat&Edible Meat Offal Of Reptile(Incl.Snake&Turtles),Fresh,Chilld/F	0	8 000	0	6 000
0208909000	Meat & Edible Meat Offal Of Other Animalfresh, Chilled Or Frozen	0	41 006	0	106 649
0210999000	Oth Meat & Edible, Incl. Froures & Meaalsalted, In Brine, Dried Or Smo	6 318	44 568	62 803	393 893
0301119100	Koi Carp (Cyprinus Carpio)	0	529	0	5 719
0301119590	Arowanes, Than Not Red	0	1 385	0	11 039
0301191000	Live Marine Ornamental Fish, Fry	0	1 313	0	13 279
0301199000	Live Marine Ornamental Fish,Other Than Fry	0	400	0	5 075
0302110000	Trout, Fresh Or Chilled, Excludingfillets, Livers And Roes	12 020	18 976	119 568	190 382
0302140010	Atlantic Salmon, Excluding Fillets,Livers And Roes, Fresh Or Chilled	14 510	105 743	132 376	1 023 084
0302430000	Sardines, Excl. Fillets, Livers & Roes,Fresh Or Chilled	32 300	111 754	90 266	266 320
0303120000	Oth Pacific Salmon, Excl.Fillet, Liverand Roes, Frozen	0	671 699	0	1 341 472
0303130010	Atlantic Salmon, Excl.Fillets, Liversand Roes, Frozen	45 247	240 826	333 865	1 639 442
0303140000	Trout, Excl.Fillets, Livers And Roes,Frozen	22 025	22 025	186 111	186 111
0303190000	Other Salmonidae, Excl.Fillets, Liversand Roes, Frozen	0	1 311	0	15 026
0303310000	Halibut, Excl.Fillets, Livers And Roes,Frozen	0	22 386	0	105 665
0303410000	Albacore/ Longfinned Tunas,Excl.Fillet,Livers And Roes, Frozen	0	44 699	0	99 082
0303420000	Yellowfin Tunas, Excl.Fillet, Liver & Roes, Frozen	0	146 405	0	805 607
0303430000	Skipjack Or Stripe-Bellied Bonito, Excl.Fillets, Livers And Roes, Frozen	829 420	2 957 172	1 100 282	3 898 984
0303440000	Bigeye Tunas, Excl.Fillets, Livers Androes, Frozen	0	21 597	0	26 920
0303490000	Oth Tunas, Excl.Fillets,Livers & Roes,Frozen	100 000	100 000	114 001	114 001
0303530000	Sardines, Sardinella, Brisling Or Spartsexcl.Fillets, Livers And Roes, Fro	4 884 807	18 048 343	3 397 199	12 581 096
0303540010	Mackerel, Excl.Fillets, Livers And Roes,Frozen	712 731	3 562 951	967 087	5 435 195
0303540020	Pacific Mackerel, Excl.Fillets, Liversand Roes, Frozen	3 540 289	26 629 617	3 074 540	23 215 935
0303550000	Jack And Horse Mackarel, Excl.Fillets,Livers And Roes, Frozen	0	27 000	0	63 450
0303570000	Swordfish (Xiphias Gladius),Excl.Fillets,Livers And Roes,Frozen	123 300	902 555	924 750	6 227 358
0303630000	Cod (Gadus Morhua, Ogac, Macrocephalu) ,Excl.Fillets,Livers And Roe	8 626	152 088	43 993	1 403 816
0303670000	Alaska Pollack, Excl.Fillets, Livers Androes, Frozen	0	727	0	3 085
0303690000	Other Marine Fish, Excl.Fillets, Liversand Roes, Frozen	0	387	0	1 642
0303810000	Dogfish And Other Sharks, Excl.Fillets,Livers And Roes, Frozen	47 522	47 522	48 182	48 182
0303891400	Savalai Hairtails, Excl.Fillets, Liversand Roes, Frozen	0	6 355	0	26 970
0303891710	Silver Pomfrets, Excl.Fillets, Liversand Roes, Frozen	112 056	112 056	358 581	358 581
0303891990	Other Marine Fish, Excl.Fillets, Liversand Roes, Frozen	0	313 694	0	463 539
0303892900	Other Fish, Not Marine Fish,Excl.Fillets, Livers And Roes, Frozen	43 621	419 198	288 405	889 738
0303902000	Roes Of Fish, Frozen	0	2 346	0	28 271
0304410000	Fillets Of Pacific, Atlantic Anddanube Salmon, Fresh Or Chilled	1 220	1 226	8 612	8 865

I.3. IMPOR MENURUT KOMODITI / IMPORT BY HS COMMODITY

\*\*\* JUNI/ JUNE 2014 \*\*\*

HS	Uraian Komoditi Commodity Description	Berat Bersih / Net Weight (Kg)		Nilai / Value C.I.F (US\$)	
		Bulan ini Current Month	Kumulatif Cum.Jan. to date	Bulan ini Current Month	Kumulatif Cum.Jan. to date
0304520000	Salmonidae Meat (Whether Or Notminced), Fresh Or Chilled	507	902	15 576	28 030
0304710000	Cod Fillets, Frozen	0	0	0	0
0304790000	Other Fish Fillets Of Familybregmacerotidae, Etc., Frozen	0	959	0	4 070
0304810010	Frozen Fillets Of Red Salmon	0	80	0	2 492
0304830000	Frozen Fillets Of Flat Fish	26 220	146 220	33 397	183 398
0304870000	Frozen Fillets Of Tunas, Skipjack Orstripe-Bellied Bonito	0	141 556	0	494 125
0304890000	Frozen Fillets Of Other Fish	0	10 203	0	65 921
0304910000	Swordfish (Xiphias Gladius) Meat(Whether Or Not Minced), Frozen	0	0	0	0
0304990010	Meat Of Tuna Loin And Skipjack,(Whether Or Not Minced), Frozen	0	28 223	0	114 101
0304990090	Meat Of Other Fish,(Whether Or Not Minced), Frozen	175 971	1 478 331	188 714	1 596 404
0305100000	Flours, Meals, And Pellats Of Fish, Fitfor Human Consumption	375	7 895	2 726	134 307
0305399000	Fish Fillets, Dried,Salted,But Notsmoked	1 242	1 242	53 229	53 229
0305410000	Pacific Salmon, Smoked, Incl.Fillets,Other Than Edible Fish Offal	0	0	0	0
0305620000	Cod, Salted But Not Dried/Smoked & Inbrine, Other Than Edible Fish (	0	405	0	18 591
0305710000	Shark Fins, Fit For Human Consumption	0	4 842	0	111 366
0305721000	Fish Maws, Fit For Human Consumption	12 743	42 921	107 465	359 373
0305790090	Other Edible Fish Offal, Fit For Humanconsumption	0	0	0	0
0306110000	Rock Lobsters And Other Sea Crawfish,Frozen, Fit For Human Consum	111 362	287 148	805 956	2 371 334
0306120000	Lobsters, Frozen, Fit For Humanconsumption	84	7 324	1 530	106 322
0306141000	Soft Shell Crabs, Frozen, Fit For Humanconsumption	19 721	19 721	174 720	174 720
0306149000	Other Crabs, Frozen, Fit For Humanconsumption	167 068	1 834 071	1 589 158	17 664 317
0306160000	Cold Water Shrimps And Prawns, Frozen,Fit For Human Consumptior	150 600	719 272	763 742	3 374 755
0306171020	Giant Tiger Prawns Headless, Frozen, Fitfor Human Consumption	0	61 414	0	653 958
0306171090	Other Giant Tiger Prawns, Frozen, Fitfor Human Consumption	0	27 246	0	371 722
0306172020	Whiteleg Shrimps Headless With Tail,Frozen, Fit For Human Consump	0	14 750	0	213 450
0306172090	Other Whiteleg Shrimps, Frozen,Fit For Human Consumption	9 317	121 727	75 907	1 620 928
0306179000	Other Shrimps And Prawns, Frozen,Fit For Human Consumption	0	47 019	0	517 269
0306222000	Lobsters (Homarus Spp),Oth Than Breeder,Live	422	2 084	9 163	49 788
0306242000	Crabs, Fresh Or Chilled	0	0	0	0
0306249100	Crabs, Dried, In Airtight Container, Notfrozen	0	820	0	1 230
0306249990	Crabs, Dried, Not Boiled, Not Inairtight Container, Not Frozen	0	5 110	0	70 913
0306272200	Whiteleg Shrimps,Other Than Breeder,Live	21 100	47 179	391 723	949 424
0306272900	Other Shrimps And Prawns, Other Thanbreeder, Live	0	73	0	986
0306299100	Crustaceans, Flours, Meal And Pelletsin Airtight Containers	0	3 940	0	61 360
0306299900	Crustaceans, Flours, Meal And Pellets,In Other Than Airtight Containe	0	5 730	0	105 594
0307191000	Oysters, Frozen	0	29 388	0	166 282
0307211000	Scallops, Live	0	37	0	384
0307291000	Scallops, Frozen	154 453	653 833	469 792	1 548 772
0307292000	Scallops, Dried, Salted Or In Brine,Smoked	0	2	0	67
0307392000	Mussels, Dried, Salted Or In Brine,Smoked	0	0	0	0
0307491000	Cuttle Fish And Squid, Frozen	484 581	1 571 772	426 953	1 740 335
0307591000	Octopus, Frozen	71 454	145 066	106 050	191 912
0307791000	Clams, Cockles And Ark Shells; Frozen	0	40 000	0	87 680
0308901000	Oth Aquatic Invertebrates Oth ThanCrustaceans And Molluscs, Live	0	244	0	3 574
0401101000	Milk& Cream Of A Fat <=1%, Not Addedsugar/Sweet,Not Concentrate,	0	58 831	0	61 300
0401109000	Milk& Cream Of A Fat <=1%, Not Addedsugar/Sweet, Not In Liquid For	197	1 064	1 790	8 746
0401201000	Milk& Cream Of 1%?A Fat_6%, Not Addedsugar/Sweet,Not Concentra	0	95 604	0	110 616
0401209000	Milk& Cream Of 1%?A Fat_6%, Not Added Sugar/Oth Sweet, Not In Lic	0	84	0	472
0401401000	Milk& Cream Of 6%?A Fat_10%, Not Addedsugar/Sweet,Not Concentr	20 160	60 480	20 362	61 086
0401409000	Milk& Cream Of 6%?A Fat_10%, Not Addedsugar/Sweet, In Other Forr	278 476	1 189 563	905 041	3 711 994
0401501000	Milk And Cream Of A Fat >10%, Not Addedsugar/Sweet,Not Concentr	122 925	460 805	302 460	1 120 692
0401509000	Milk And Cream Of A Fat >10%, Not Addedsugar/Sweet, Not In Liquid	219 478	829 241	692 413	2 611 587
0402104100	Milk& Cream Of Fat_1,5%,In Solid Form, Noadded Sugar/Sweet, Contz	11 453 738	69 123 915	55 404 005	324 847 939
0402104900	Milk& Cream Of Fat_1,5%,In Solid Form, Noadded Sugar/Sweet, Contz	275 000	800 000	1 319 800	3 737 475
0402109100	Milk& Cream Of Fat_1,5%,In Solid Form,Added Sugar/Sweet, Containr	921 600	6 963 125	4 053 716	30 502 580
0402109900	Milk& Cream Of Fat_1,5%,In Solid Form,Added Sugar/Sweet, Containr	0	157 569	0	794 749
0402212000	Milk& Cream Fat >1,5%,In Solid Form, Notadded Sugar/Sweet, Contair	3 882 425	16 486 877	19 339 120	84 046 622
0402219000	Milk& Cream Fat >1,5%,In Solid Form, Notadded Sugar/Sweet, Contair	2 427 100	8 280 258	11 869 252	41 871 993
0402299000	Milk& Cream Fat >1,5%,In Solid Form,Added Sugar/Sweet, Containr W	148 222	1 503 432	1 218 443	11 887 456
0402910000	Other Milk& Cream, Not Containing Addedsugar/Other Sweetening	0	144 215	0	654 095
0402990000	Other Milk& Cream, Containing Addedsugar/Other Sweetening	848 661	3 345 341	868 752	3 456 059
0403102000	Yoghurt In Liquid Form,Whether/Notcondensed,Contain Flavour/Not	40	120	6 166	18 596
0403109000	Yoghurt In Not Liquid Form, Containfruits,Nuts, Cocoa, Flavour/Not	30	3 925	465	27 456
0403901000	Buttermilk, Concentrated/ Add Sugar/Sweetcontaining Fruits,Nuts, Co	695 150	3 219 300	3 078 473	13 755 429
0403909000	Curdled Milk& Cream,Kephir&Oth Fermented/ Acidified Milk& Cream	22 997	36 173	113 192	195 272
0404100000	Whey& Modified Whey, Whether/Notconcentrated/ Added Sugar/Swe	10 333 280	50 171 812	22 619 039	106 058 949
0404900000	Products Consist Natural Milk;Whether/Not Added Sugar/Sweet, N.E.	328 555	1 552 620	1 550 730	6 649 444
0405100000	Butter	1 363 790	6 991 733	6 843 988	30 655 409

I.3. IMPOR MENURUT KOMODITI / IMPORT BY HS COMMODITY

\*\*\* JUNI/ JUNE 2014 \*\*\*

H S	Uraian Komoditi Commodity Description	Berat Bersih / Net Weight (Kg)		Nilai / Value C.I.F (US\$)	
		Bulan ini Current Month	Kumulatif Cum.Jan. to date	Bulan ini Current Month	Kumulatif Cum.Jan. to date
0405901000	Anhydrous Butterfat	785 692	4 975 358	4 656 594	28 865 543
0405902000	Butter Oil	19 800	59 000	26 919	318 857
0405909000	Other Fats And Oils Derived From Milk	0	5 880	0	42 392
0406101000	Fresh (Unripened Or Uncured) Cheese,Including Whey Cheese	934 978	4 505 471	4 359 935	20 356 911
0406201000	Grated/Powdered Cheese,Of All Kinds,In Packages Of A Gross Weight	66 042	241 906	454 367	1 969 450
0406209000	Grated/Powdered Cheese,Of All Kinds,In Packages Of A Gross Weight	181 589	702 870	1 118 110	3 527 659
0406300000	Processed Cheese,Not Grated Or Powdered	400 292	1 876 493	2 229 260	10 558 395
0406900000	Other Cheese	477 420	2 656 255	2 746 608	13 482 490
0408110000	Egg Yolks, Whether/Not Containing Added sugar/Oth Sweetening, Dri	36 650	210 841	174 089	1 023 805
0408190000	Egg Yolks, Whether/Not Containing Added sugar/Oth Sweetening, Oth	0	35 994	0	84 615
0408910000	Birds' Eggs, Not In Shell, Whether/Notcontaining Added Sugar/Sweete	148 700	680 913	865 670	3 995 427
0409000000	Natural Honey	332 981	1 201 506	1 338 624	4 825 717
0410001000	Birds' Nests, Edible	0	0	0	0
0410009000	Other Edible Products Of Animal Origin,Not Elsewhere Specified Or In	440	3 350	19 858	185 493
0501000000	Human Hair, Unworked, Whether Or Notwashed Or Scoured; Waste C	14 401	101 167	3 410 680	18 847 781
0502100000	Pigs', Hogs' & Boars' Bristles And Hair And Waste Thereof	0	27 533	0	77 648
0502900000	Badger Hair And Other Brush Making Hairand Waste Thereof	90 601	479 144	591 150	3 265 018
0505101000	Duck Feathers And Down, Of A Kind Usedfor Stuffing	96 174	562 078	6 687 968	35 906 881
0505109000	Feathers And Down Other Than Duck,Of A Kind Used For Stuffing	14 399	33 885	954 475	3 294 272
0505901000	Duck Feathers And Down, Used Other Thanfor Stuffing	7 136	41 969	237 101	1 709 843
0505909000	Other Skins&Parts Of Birds; Powder&Waste Of Feather, Used Oth Tha	1	616 772	8	601 417
0506100000	Ossein And Bones Treated With Acid	0	2	0	337
0506900000	Other Bones & Horn-Cores, Degelatinised; Powder And Waste Of The:	0	1	0	2
0507109000	Ivory Oth Than Rhinoceros Horns;Ivory Powder And Waste Thereof	0	31	0	170
0507901000	Horns,Antlers,Hooves,Nails,Claws&Beaks,Unworked/Simply Prepared	0	34	0	187
0508002000	Shells Of Molluscs, Crustaceans/Echinoderms,Unworked/Simply Prep;	8 401	63 305	16 480	184 179
0508009000	Cuttle-Bone,Unworked/Simply Preparednot Cut To Shape,Powder&W	0	40 329	0	20 267
0511100000	Bovine Semen	0	172	0	103 131
0511910030	Artemia Egg (Brine Shrimp Egg)	21 483	65 301	955 682	2 887 700
0511910040	Fish Skin	0	5 738	0	46 908
0511910090	Oth Product Of Fish Or Crustaceans,Molluscs Or Oth.Aquatic Invertab	96 120	265 211	81 904	188 586
0511993000	Natural Sponges	0	90	0	14 950
0511999000	Other Animal Products Not Elsewherespecified Or Included	787 356	5 216 523	858 159	5 817 570
0601100000	Bulbs, Tubers, Tuberous Roots, Corms,Crowns & Rhizomes, Dormant	998	22 626	7 425	71 275
0601209000	Bulbs,Tubers,Tuberous Roots, Corms,Crowns & Rhizomes, In Growth/	36 780	71 322	88 548	169 225
0602102000	Unrooted Cuttings And Slips Of Rubbertrees	9	97	20	541
0602109000	Unrooted Cutting And Slips Of Oth Plants	0	992	0	2 906
0602902000	Orchid Seedlings	2 328	3 131	20 000	35 955
0602909000	Other Live Plants (Incl Their Roots),Cuttings&Slips; Mushroom Spawn	32 642	400 301	4 058	163 595
0603140000	Chrysanthemums, Fresh Flowers Of A Kindsuitable For Bouquets/Orn:	24	240	1 016	6 161
0603190000	Other Fresh Flowers Of A Kind Suitable For Bouquets/Ornamental Pur	0	5 431	0	108 602
0603900000	Cut Flowers& Flower Cuds For Bouquets/ Ornamental,Dried,Dyed,Blea	0	2 272	0	4 484
0604201000	Mosses And Lichens, Of A Kind Suitablefor Bouquets/ Ornamental, Fre	8 280	49 480	40 158	238 194
0604209000	Foliage,Branches&Oth Parts Of Plants,Grasses,For Bouquets/ Ornamer	1	3 003	3	6 122
0604901000	Mosses&Lichens, For Bouquets/ Ornamental, Oth Than Fresh	0	3 200	0	15 200
0604909000	Foliage,Branches&Oth Part Plant,Grasses,For Bouquets/ Ornamental.C	0	43 179	0	70 980
0701100000	Potatoes Seed, Fresh Or Chilled	0	2 084 450	0	2 048 782
0701900000	Potatoes, Other Than Seed , Fresh Orchilled	6 004 606	21 649 403	3 155 451	12 502 038
0702000000	Tomatoes, Fresh Or Chilled	5 863	28 661	25 022	127 889
0703101900	Onions,Oth.Than Bulbs For Propagation,Fresh Or Chilled	13 714 628	48 072 133	6 976 549	24 676 204
0703102100	Shallots Bulbs For Propagation, Fresh Or Chilled	724 160	724 160	356 104	356 104
0703102900	Shallots,Oth Than Bulbs For Propagation, Fresh/Chilled	5 277 200	57 784 024	1 017 828	22 365 735
0703209000	Garlic,Oth Than Bulbs For Propagation,Fresh/Chilled	53 707 058	224 686 710	38 163 497	161 778 680
0703909000	Leeks&Oth Alliaceous Vegetables,Oth Than Bulbs For Propagation, Fre	130	8 804	553	16 032
0704101000	Cauliflowers, Fresh Or Chilled	21 902	148 312	38 961	215 296
0704102000	Headed Broccoli, Fresh Or Chilled	72 260	503 090	127 881	788 664
0704200000	Brussels Sprouts, Fresh Or Chilled	133	666	568	2 971
0704901100	Cabbages, Round (Drumhead), Fresh Orchilled	57 726	333 301	31 775	198 739
0704901900	Cabbages, Oth Than Round (Drumhead),Fresh Or Chilled	453	6 912	1 934	18 102
0704909000	Kohlrabi, Kale And Similar Ediblebrassicas, Fresh Or Chilled	76 075	472 093	137 437	874 871
0705110000	Cabbage Lettuce (Head Lettuce), Fresh Or Chilled	4 824	23 697	8 355	37 658
0705190000	Other Lettuce, Fresh Or Chilled	9 963	67 232	25 225	161 838
0706101000	Carrots, Fresh Or Chilled	7 324 749	20 365 700	7 338 821	19 872 133
0706102000	Turnips, Fresh Or Chilled	0	0	0	0
0706900000	Salad Beetroot,Salsify,Celeriac,Radishes & Similar Edible Roots,Fresh/	39	12 545	165	13 510
0707000000	Cucumbers And Gherkins, Fresh/Chilled	169	788	745	3 528
0708100000	Peas (Pisum Sativum), Shelled/ Unshelled, Fresh/Chilled	1 109 425	2 729 489	455 363	1 243 938
0708900000	Other Leguminous Vegetables, Shelled/ Unshelled, Fresh Or Chilled	291	39 491	590	77 434

I.3. IMPOR MENURUT KOMODITI / IMPORT BY HS COMMODITY

\*\*\* JUNI/ JUNE 2014 \*\*\*

HS	Uraian Komoditi Commodity Description	Berat Bersih / Net Weight (Kg)		Nilai / Value C.I.F (US\$)	
		Bulan ini Current Month	Kumulatif Cum.Jan. to date	Bulan ini Current Month	Kumulatif Cum.Jan. to date
0709400000	Celery Oth Than Celeriac,Fresh/ Chilled	16 064	88 020	35 751	199 045
0709510000	Mushrooms Of The Genus Agaricus, Freshor Chilled	2 249	10 233	5 453	24 642
0709591000	Truffles, Fresh Or Chilled	0	80 367	0	169 759
0709599000	Oth Mushrooms, Fresh Or Chilled	101 761	588 938	227 664	1 497 267
0709601000	Chillies (Fruits Of Genus Capsicum),Fresh Or Chilled	0	14 707	0	24 936
0709700000	Spinach, New Zealand Spinach & Orachespina (Garden Spinach), Fr	7 332	41 553	13 186	70 743
0709930000	Pumpkins,Aquash& Gourds (Cucurbita Spp.), Fresh Or Chilled	0	0	0	0
0709990000	Other Vegetables, Fresh Or Chilled	19 584	113 437	36 116	190 256
0710100000	Potatoes (Uncooked Or Steamed/ Boiledcooked), Frozen	0	54 007	0	17 919
0710210000	Peas (Pisum Sativum), Shelled/ Unshelled,Uncooked Or Steamed/ Boile	22 609	405 519	32 736	508 876
0710220000	Beans (Vigna Spp,Phaseolus Spp), Shelled/ Unshelled,Uncooked/ Stean	1 337	4 429	5 158	19 586
0710300000	Spinach,New Zealand Spinach And Orachespina (Garden Spinach), f	5 567	24 540	15 866	68 943
0710400000	Sweet Corn, Uncooked/ Steamed/ Boiled,Frozen	52 015	520 457	66 561	547 364
0710800000	Other Vegetables,Uncooked/ Steamed/ Boiled, Frozen	13 226	71 668	23 992	114 911
0710900000	Mixtures Of Vegetables,Uncooked/ Steamed/ Boiled, Frozen	66 906	515 679	78 337	513 602
0711209000	Olives, Provisionally Preserved In Otherpreservative Solutions	366	9 013	3 736	22 107
0711401000	Cucumber& Gherkins, Provisionally Preserved By Sulphur Dioxide Gas	0	4 457	0	5 800
0711902000	Chillies (Fruits Of Genus Capsicum),Provisionally Preserved	536 547	2 869 890	636 497	3 266 109
0711903900	Capers, Provisionally Preserved In Other Preservative Solutions	0	2 549	0	8 638
0711909000	Other Vegetables,Provisionally Preservedoth Than By Sulphur Dioxide	8 641	145 960	6 262	90 713
0712200000	Onios, Dried, Whole, Cut, Sliced ,Broken/ In Powder, But Not Further F	498 368	2 116 090	1 424 697	6 412 341
0712310000	Mushrooms Of Genus Agaricus,Dried,Whole,Broken/ Powder,But Not	7 031	9 821	30 162	40 428
0712320000	Wood Ears (Auricularia Spp),Dried,Whole,Broken/ Powder, But Not Fu	20 961	171 339	29 731	235 508
0712330000	Jelly Fungi ,Dried,Whole,Cut, Broken/ In Powder,But Not Further Prep.	8 770	33 590	15 296	51 212
0712391000	Truffles,Dried,Whole,Cut,Sliced,Broken/ In Powder,But Not Further Pr	0	68 239	0	155 056
0712392000	Shiitake(Dong-Gu),Dried,Whole,Cut,Slice,Broken/ Powder, But Not Fu	2 743	36 087	4 144	43 042
0712399000	Other Mushrooms,Dried,Whole,Cut,Slice,Broken/ Powder,But Not Fur	30 376	151 720	69 084	280 917
0712901000	Garlic,Dried,Whole,Cut,Sliced,Broken/ In Powder,But Not Further Pre	288 459	1 709 416	422 761	2 539 490
0712909000	Oth Vegetables/ Mix Of Vegetables,Dried,Whole,Broken/ Powd,But No	439 596	2 416 306	1 334 155	6 652 216
0713109000	Peas (Pisum Sativum),Dried,Shelled,Wheth/Not Skinned/ Split, Oth Th	1 867 822	9 121 637	824 684	3 767 133
0713209000	Chickpeas(Garbanzos),Dried,Shelled,Whether/ Not Skinned, Oth Than	29 450	177 165	41 685	217 287
0713319000	Beans (Vigna Mungo Hepper/ Vigna Radiatawilczek),Dried,Shelled,Oth	8 437 960	63 250 309	8 539 101	63 208 741
0713329000	Small Red(Adzuki) Beans Dried,Shelled,Whether/Not Skinned, Oth Th	46 000	592 000	11 558	196 314
0713339000	Kidney Beans,Incl White Pea Beans,Dried,Shelled, Oth Than For Sowir	120 000	1 709 880	123 000	969 184
0713359000	Cow Peas,Dried,Shelled,Whether/ Notskinned/ Split, Oth Than For Sow	168 000	1 815 000	142 140	1 097 513
0713399000	Oth Beans, Dried, Shelled, Whether/ Notskinned/ Split, Oth Than For S	1 011 942	2 912 602	826 670	1 986 359
0713409000	Lentils, Dried, Shelled, Whether/ Notskinned/ Split, Oth Than For Sowii	146	1 381	829	5 089
0713509000	Broad Beans& Horse Beans,Dried,Shelled,Whether/ Not Skinned, Oth T	2 948 140	12 517 565	2 060 041	8 484 719
0713909000	Oth Dried Leguminous Vegetables,Shelled,Whether/ Not Skinned, Oth	580 863	3 203 062	582 106	3 104 655
0714201000	Sweet Potatoes, Frozen	832	22 390	1 246	39 310
0714901900	Sago Pith, Not Frozen	0	9 989	0	11 466
0714909900	Arrowroot,Salep,Jerusalem Artichokes,Root W/ High Starch/Inulin, Nc	25 871	122 099	49 371	242 072
0801110000	Coconuts, Desiccated, Dried	5 216	86 999	19 822	324 322
0801190000	Coconuts,Oth Than Desiccated& In The Innershell, Fresh/ Dried, Whethe	19 531	224 199	19 876	156 996
0801220000	Brazil Nuts, Shelled, Fresh Or Dried	0	125	0	1 286
0801310000	Cashew Nuts, In Shell, Fresh Or Dried	0	34 920	0	36 666
0801320000	Cashew Nuts, Shelled, Fresh Or Dried	79 380	554 884	350 337	2 305 781
0802110000	Almonds, In Shell, Fresh Or Dried	0	33 720	0	189 506
0802120000	Almonds, Shelled, Fresh Or Dried	130 537	435 308	1 093 164	3 483 824
0802220000	Hazelnut/ Filberts, Shelled, Fresh/ Dried	0	2 000	0	16 100
0802320000	Walnuts, Shelled, Fresh Or Dried	0	25 000	0	265 875
0802410000	Chestnuts (Castanea Spp.), In Shell,Fresh Or Dried	1 359	29 747	2 648	73 759
0802420000	Chestnuts (Castanea Spp.), Shelled,Fresh Or Dried	0	11 103	0	21 536
0802510000	Pictachios, In Shell, Fresh Or Dried	22 940	56 680	15 370	38 306
0802520000	Pictachios, Shelled, Fresh Or Dried	0	28 809	0	82 104
0802610000	Macadamia Nuts, In Shell, Fresh Or Dried	0	998	0	15 792
0802620000	Macadamia Nuts, Shelled, Fresh Or Dried	0	3 008	0	51 486
0802800000	Areca Nuts, Whether/ Not Shelled/ Peeled,Fresh Or Dried	1	3	3	9
0802900000	Other Nuts, Whether/ Not Shelled/ Peeled,Fresh Or Dried	13 708	42 434	22 710	88 717
0803900000	Bananas, Oth Than Plantains,Fresh Or Dried	60 060	542 111	33 771	260 954
0804100000	Dates, Fresh Or Dried	3 674 843	20 972 598	6 406 589	29 568 051
0804200000	Figs, Fresh Or Dried	0	3 071	0	8 270
0804300000	Pineapples, Fresh Or Dried	1	1	12	12
0804400000	Avocados, Fresh Or Dried	201	933	856	4 162
0804501000	Guavas, Fresh Or Dried	0	133	0	270
0804502000	Mangoes, Fresh Or Dried	0	233 466	0	582 069
0805101000	Oranges, Fresh	2 087 987	8 317 832	2 817 339	10 873 157
0805200000	Mandarin,Clementines,Wilking&Smilarcitrus Hybrids, Fresh/ Dried	3 095 458	80 676 728	3 771 595	99 862 868

**I.3. IMPOR MENURUT KOMODITI / IMPORT BY HS COMMODITY**  
**\*\*\* JUNI / JUNE 2014 \*\*\***

H S	Uraian Komoditi Commodity Description	Berat Bersih / Net Weight (Kg)		Nilai / Value C.I.F (US\$)	
		Bulan ini Current Month	Kumulatif Cum.Jan. to date	Bulan ini Current Month	Kumulatif Cum.Jan. to date
0805400000	Grapefruit, Including Pomeles, Fresh Ordried	10 205	49 371	11 634	53 526
0805500000	Lemons And Limes, Fresh Or Dried	907 814	2 526 205	2 286 516	6 198 625
0806100000	Grapes, Fresh	4 381 446	23 112 758	11 998 987	68 320 238
0806200000	Grapes, Dried	179 376	848 448	379 291	1 949 657
0808100000	Apples, Fresh	21 116 313	83 107 285	30 424 656	116 977 121
0808300000	Pears, Fresh	4 485 563	41 701 894	4 270 933	37 884 042
0809100000	Apricots, Fresh	0	9 073	0	18 969
0809210000	Sour Cherries (Prunus Cerasus), Fresh	0	2 151	0	13 792
0809290000	Oth Cherries, Fresh	0	2 331	0	16 835
0809300000	Peaches, Including Nectarines, Fresh	0	5 512	0	8 441
0809401000	Plums, Fresh	4 966	23 854	5 499	53 633
0810100000	Strawberries, Fresh	0	30 116	0	92 435
0810200000	Raspberries, Blackberries, Mulberries, Loganberries, Fresh	0	10 581	0	74 554
0810300000	Black, White Or Red Currants Andgooseberries,Fresh	95	15 880	537	66 266
0810400000	Cranberries, Bilberries & Other Fruitsof The Genus Vaccinium, Fresh	0	41 622	0	301 510
0810500000	Kiwi Fruit, Fresh	229 453	1 375 555	653 120	3 675 513
0810600000	Durians, Fresh	3 727 076	7 506 900	5 653 973	11 427 181
0810700000	Persimmons, Fresh	9 530	9 530	16 430	16 430
0810901000	Longans (Including Mata Kucing), Fresh	1 201 545	17 617 050	1 479 934	21 597 319
0810902000	Lychees, Fresh	177 642	227 140	190 152	233 089
0810906000	Tamarinds, Fresh	28 320	144 063	56 640	162 949
0810909200	Dragon Fruit, Fresh	1 331 352	3 933 209	1 167 762	3 500 225
0810909900	Other Fruit, Fresh	15 355	105 706	30 105	205 949
0811100000	Strawberries, Uncooked/ Steamed/ Boiled,Frozen, Whether/ Not Adde	178 833	372 933	386 888	787 530
0811200000	Raspberries,Blackberries,Mulberries,Loganberries,Currants,Gooseber	7 609	29 422	31 551	136 623
0811900000	Other Fruit&Nuts,Uncooked/ Steamed/ Boiled,Frozen, Whether/ Not A	17 490	82 872	79 195	180 097
0812100000	Cherries, Provisionally Preserved,Not For Immediate Consumption	7 296	19 893	33 880	82 586
0812909000	Oth Fruit&Nuts,Provisionally Preserved,Not For Immediate Consumpt	0	34 064	0	128 530
0813100000	Apricots, Dried	86	86	488	488
0813200000	Prunes, Dried	0	23 778	0	54 960
0813300000	Apples, Dried	724	768	2 621	3 078
0813402000	Tamarinds, Dried	25 000	320 950	12 500	181 873
0813409000	Other Fruit,Oth Than Heading 08.01 To08.06, Dried	109 424	565 948	78 331	601 765
0813502000	Mixture Of Nuts/ Dried Fruits Of Whichoth Nuts Predominate By Weig	158 088	435 673	128 653	351 057
0813503000	Mixture Of Nuts/ Dried Fruits Of Whichdates Predominate By Weight	8 717	35 630	16 127	37 337
0901111000	Arabica Wib/Robusta Oib, Not Roasted,Not Decaffeinated	4 129 551	15 245 021	9 417 201	32 227 351
0901119000	Coffee Oth Than Arabica Wib/Robusta Oib,Not Roasted,Not Decaffein	1 050	103 969	72 450	326 343
0901129000	Coffee Oth Than Arabica Wib/Robusta Oib,Not Roasted, Decaffeinate	26	26	205	205
0901211000	Coffee, Roasted, Not Decaffeinated,Unground	36 860	258 378	324 162	2 352 356
0901212000	Coffee, Roasted, Not Decaffeinated,Ground	8 965	36 209	99 017	459 927
0901221000	Coffee, Roasted, Decaffeinated,Unground	0	952	0	15 667
0901222000	Coffee, Roasted, Decaffeinated, Ground	1 000	2 273	2 050	27 773
0902101000	Green Tea Leaves (Not Fermented), Inpackings _ 3 Kg	125	1 173	4 924	44 168
0902109000	Green Tea, Oth Than Leaves, (Notfermented), In Packing _ 3 Kg	3 654	33 129	37 214	110 704
0902201000	Green Tea Leaves (Not Fermented),In Packing > 3 Kg	141 167	399 172	155 684	598 245
0902209000	Green Tea, Oth Than Leaves (Notfermented), In Packing > 3 Kg	24 155	256 218	146 340	877 508
0902301000	Black Tea (Fermented) & Partly Fermented Tea, Leaves, In Packing _ 3	2 393	19 135	15 282	87 015
0902309000	Black Tea (Fermented) & Partly Fermented Tea,Oth Than Leaves, In P	5 583	34 478	287 434	1 145 763
0902401000	Black Tea (Fermented) & Partly Fermented Tea, Leaves, In Packing > 3	87 083	481 881	58 900	449 186
0902409000	Black Tea (Fermented) & Partly Permented Tea, Oth Than Leaves, In F	778 467	7 076 125	1 193 671	9 779 298
0904111000	White Pepper, Neither Crushed Nor Ground	17 000	68 000	179 860	681 530
0904112000	Black Pepper, Neither Crushed Nor Ground	1 006 000	2 176 437	7 714 050	16 033 122
0904119000	Other Pepper, Neither Crushed Nor Ground	0	861	0	13 134
0904121000	White Pepper, Crushed Or Ground	60	3 497	910	57 091
0904122000	Black Pepper, Crushed Or Ground	4 516	13 714	22 026	106 251
0904129000	Other Pepper, Crushed Or Ground	1 120	4 503	10 359	57 718
0904211000	Chillies (Fruits Of The Genus Capsicum),Dried, Neither Crushed Nor Gi	720 630	10 656 699	913 037	12 288 510
0904219000	Oth Fruits Of Genus Capsicum/ Pimenta,Dried,Neither Crushed Nor Gr	211	324 158	1 189	355 535
0904221000	Chillies (Fruits Of The Genus Capsicum),Dried, Crushed/ Ground	239 005	1 143 936	240 513	1 367 237
0904229000	Oth Fruits Of Genus Capsicum/ Pimenta,Dried, Crushed/ Ground	51 066	493 197	142 828	1 213 782
0905100000	Vanilla, Neither Crushed Nor Ground	0	24 925	0	1 466 200
0905200000	Vanilla, Crushed Or Ground	0	26 814	0	37 991
0906200000	Cinnamon And Cinnamon-Tree Flowers,Crushed Or Ground	1 395	47 813	11 041	115 627
0908110000	Nutmeg, Neither Crushed Nor Ground	0	17 832	0	150 320
0908120000	Nutmeg, Crushed Or Ground	100	26 555	3 006	145 594
0908310000	Cardamoms, Neither Crushed Nor Ground	10 000	12 278	42 500	54 478
0908320000	Cardamoms, Crushed Or Ground	0	1 152	0	2 335
0909210000	Seeds Of Coriander, Neither Crushed Norground	644 949	5 222 703	334 146	2 962 681

I.3. IM POR M ENURUT KOM ODITI / IM PORT BY HS COM M ODITY

\*\*\* JUNI/ JUNE 2014 \*\*\*

H S	Uraian Komoditi Commodity Description	Berat Bersih / Net Weight (Kg)		Nilai / Value C.I.F (US\$)	
		Bulan ini Current Month	Kumulatif Cum.Jan. to date	Bulan ini Current Month	Kumulatif Cum.Jan. to date
0909220000	Seeds Of Coriander, Crushed Or Ground	2 551	71 624	12 493	51 853
0909310000	Seeds Of Cumin, Neither Crushed Norground	218 956	1 273 259	255 419	1 384 873
0909320000	Seeds Of Cumin, Crushed Or Ground	120	5 700	1 402	32 498
0909611000	Seeds Of Anise, Neither Crushed Norground	1 602	432 314	6 186	335 985
0909613000	Seeds Of Caraway, Neither Crushed Norground	42 006	259 207	46 664	234 425
0909619000	Seeds Of Fennel Or Juniper Berries,Neither Crushed Nor Ground	14 000	235 660	21 840	187 425
0909629000	Seeds Of Fennel Or Juniper Berries,Crushed Or Ground	0	361	0	3 064
0910110000	Ginger, Neither Crushed Nor Ground	200 814	991 575	155 860	856 825
0910120000	Ginger, Crushed Or Ground	0	14 940	0	72 185
0910200000	Saffron	0	3 379	0	8 440
0910300000	Turmeric (Curcuma)	5 873	169 872	35 649	145 447
0910911000	Curry	6 000	24 861	27 043	97 456
0910919000	Mixtures Of Spices, Other Than Curry	0	2 155	0	15 120
0910991000	Thyme; Bay Leaves	480	2 966	1 958	18 820
0910999000	Other Spices	17 489	306 080	17 622	327 686
1001110000	Durum Wheat Seed	1 193	1 203	14 265	14 384
1001190000	Durum Wheat, Oth Than Seed	6 668 275	50 552 465	2 011 046	15 453 869
1001991910	Wheat Grains Without Husk, Oth Than Seed, For Human Consumption	469 257 429	2 941 357 210	152 520 491	959 457 156
1001991990	Other Wheat, Oth Than Seed, For Humanconsumption	175 630 269	723 937 952	58 023 744	240 485 319
1001999090	Other Wheat, Oth Than Seed, Not Forhuman Consumption	2 530 170	21 673 403	620 735	5 719 662
1002900000	Rye, Oth Than Seed	0	10 000	0	12 200
1004900000	Oats, Oth Than Seed	74 446	180 737	53 513	130 098
1005100000	Maize (Corn), Seed	202 019	841 041	536 205	2 628 675
1005901000	Popcorn, Oth Than Seed	191 415	1 815 267	232 166	1 687 374
1005909000	Oth Maize (Corn), Oth Than Seeds	339 561 123	1 451 347 391	89 635 214	366 045 004
1006101000	Rice In The Husk (Paddy Or Rough),Suitable For Sowing	1 110	507 590	880	1 755 156
1006303000	Glutinous Rice, Semi-Milled Or Whollymilled, Whether/Not Polished/(	0	21 200 000	0	11 574 818
1006304000	Thai Hom Mali Rice, Semi-Milled/Whollymilled, Whether/Not Polisher	0	2 296 000	0	1 292 810
1006309900	Oth Semi/Wholly Milled Rice, Whether/Notpolished/Glazed, Oth Thar	0	174 306	0	201 751
1006409000	Broken Rice, Oth Than For Animal Feed	49 538 000	152 099 600	22 312 570	61 382 207
1008100000	Buckwheat	350 819	3 248 502	169 713	1 522 955
1008290000	Millet, Oth Than Seed	1 863 094	12 347 769	849 073	5 851 382
1008300000	Canary Seeds	2 431 266	6 271 106	1 562 266	4 201 984
1008500000	Quinoa (Chenopodium Quinoa)	0	100	0	798
1008900000	Other Cereals	91 689	1 435 305	76 875	1 014 914
1101001010	Wheat Flour Fortified	13 997 499	64 680 222	5 445 721	24 524 537
1101001090	Wheat Flour Not Fortified	8 819 001	40 314 976	3 369 078	15 648 052
1102200000	Maize(Corn) Flour	1 016	2 272	4 223	6 785
1102909000	Oth Cereal Flours, Oth Than Wheat/ Meslin/ Maize/ Rice/ Rye Flour	5 831	21 507	4 590	17 979
1103112000	Groats & Meals Of Wheat,Durum/Hard Wheat Semolina	549	4 796	3 218	14 986
1103119000	Groats & Meals Of Wheat, Oth Durum/Hardwheat Semolina	11 416	17 177	10 560	30 014
1103130000	Groats & Meals Of Maize/ Corn	73 940	225 142	40 150	170 891
1103199000	Groats & Meals Of Oth Cereals, Oth Thanmeslin & Rice	0	2 000	0	3 238
1104120000	Cereal Grains Of Oats, Rolled Or Flakedgrains	521 208	3 011 901	404 257	2 319 278
1104220000	Cereal Grains Of Oats,Hulled,Peraled,Sliced /Kibbled	1 814	1 814	5 897	5 897
1104230000	Cereal Grains Of Maize (Corn), Hulled,Peraled, Sliced/ Kibbled	18 000	126 000	16 080	112 560
1104292000	Cereal Grains Of Barley,Hulled,Peraled,Sliced/ Kibbled	0	23 500	0	9 800
1104299000	Cereal Grains Of Oth Cereals, Hulled,Peraled, Sliced/ Kibbled	0	6 000	0	28 483
1104300000	Germ Of Cereals, Whole, Rolled, Flaked/ Ground	428	891	2 062	4 125
1105100000	Flour, Meal & Powder Of Potatoes	48 038	398 502	106 913	676 814
1105200000	Flakes, Granules & Pellets Of Potatoes	449 022	4 036 703	671 188	6 212 048
1106209000	Flour,Meal & Powder Of Roots/Tuber Head07.14, Oth Than Manioc(C	0	16 584	0	49 015
1106300000	Flour,Meal & Powder Of Edible Fruits Andnuts Of Prod.Chap.8	6 000	25 443	75 550	284 339
1107100000	Malt,Not Roasted	1 683 778	17 726 506	904 591	9 779 193
1107200000	Malt,Roasted	12 000	123 550	9 537	96 325
1108110000	Wheat Starch	420 000	3 976 902	188 266	1 822 757
1108120000	Maize(Corn) Starch	6 727 334	40 478 340	3 111 576	19 218 053
1108130000	Potato Starch	1 383 785	6 750 932	1 282 851	6 095 553
1108140000	Manioc(Cassava) Starch	31 542 250	76 894 336	13 967 563	34 540 598
1108191000	Sago Starch	0	39 324	0	30 964
1108199000	Other Starches (Oth Than Wheat,Maize,Potato, Manioc & Sago)	0	4 000	0	17 863
1108200000	Inulin	483 900	3 079 949	1 474 674	9 420 327
1109000000	Wheat Gluten, Whether Or Not Dried	352 000	2 286 750	444 616	2 047 230
1201900000	Soya Beans, Oth Than Seed, Whether Ornot Broken	260 583 806	1 292 419 155	161 057 102	775 335 234
1202410000	Oth Than Seed Of Ground-Nut,Not Roasted/ Othwise Cooked,In Shell	11 507 065	57 131 555	12 682 989	63 258 951
1202420000	Oth Than Seed Of Ground-Nut,Not Roasted/ Cooked,Shelled,Whether,	18 111 427	99 305 811	21 465 585	115 509 465
1203000000	Copra	0	297 479	0	125 145
1204000000	Linseed, Whether Or Not Broken.	0	45 700	0	57 226

I.3. IMPOR MENURUT KOMODITI / IMPORT BY HS COMMODITY

\*\*\* JUNI/ JUNE 2014 \*\*\*

H S	Uraian Komoditi Commodity Description	Berat Bersih / Net Weight (Kg)		Nilai / Value C.I.F (US\$)	
		Bulan ini Current Month	Kumulatif Cum.Jan. to date	Bulan ini Current Month	Kumulatif Cum.Jan. to date
1205100000	Low Erucic Acid Rape/ Colza Seeds Whether Or Not Broken	0	106 570	0	72 989
1205900000	Not Low Erucic Acid Rape Or Colza Seedswhether Or Not Broken	16 783	27 926	15 944	29 922
1206000000	Sunflower Seeds, Whether Or Not Broken	419 464	2 879 935	379 787	2 467 230
1207101000	Palm Nuts & Kernels, Whether/Not Broken, Suitable For Sowing	880	1 139	126 000	185 065
1207290000	Cotton Seeds, Oth Than Seed, Whether/Or Not Broken	0	500	0	5 000
1207300000	Castor Oil Seeds, Whether Or Not Broken	0	20	0	200
1207401000	Sesamum Seeds, Whether Or Not Broken, Edible	260 253	1 822 926	190 612	1 165 589
1207409000	Sesamum Seeds, Whether Or Not Broken, Not Edible	379 763	2 041 608	231 236	1 204 546
1207500000	Mustard Seeds, Whether Or Not Broken	58	134	366	952
1207600000	Safflower (Carthamus Tinctorius) Seeds, Whether Or Not Broken	0	2 000	0	2 234
1207700000	Melon Seeds, Whether Or Not Broken	0	5	0	895
1207910000	Poppy Seeds, Whether Or Not Broken	0	368	0	1 247
1207999000	Other Oil Seeds & Oleaginous Fruits, Whether Or Not Broken	32 081	619 602	27 451	654 878
1208100000	Flours And Meals Of Soya Beans	294 000	1 441 922	679 263	3 467 134
1209210000	Lucerne (Alfalfa) Seeds, Of A Kind Used For Sowing	0	106	0	463
1209292000	Other Beet Seed, Of A Kind Used For Sowing	1 100	2 100	10 395	21 033
1209299000	Other Seed Of Forage Plants, Of A Kind Used For Sowing	30 653	53 403	119 388	340 221
1209300000	Seeds Of Herbaceous Plants Cultivated Principally For Their Flowers	0	800	0	9 960
1209919000	Other Vegetable Seeds, Other Than Onion Seeds, Of A Kind Used For Sowing	37 234	158 099	332 570	4 028 314
1209999000	Other Seed, Fruit, And Spores, Of A Kind Used For Sowing	45 800	190 728	243 819	2 101 924
1210200000	Hop Cones, Ground, Powdered Or In The Form Of Pellets; Lupulin	3 996	21 785	18 755	119 158
1211201000	Ginseng Roots, Cut, Crushed/ Powdered Form, Fresh/ Dried	154	7 217	3 784	447 013
1211901100	Cannabis, In Cut, Crushed/ Powdered Form, Used For Pharmacy, Fresh/	0	2 988	0	4 249
1211901300	Rauwolfia Serpentina Roots, For Pharmacy, In Cut/ Crushed/ Powdered,	255 665	1 013 087	607 026	2 212 081
1211901400	Other Plants, In Cut, Crushed Or Powdered Form, Used For Pharmacy,	0	10 000	0	54 000
1211901900	Other Plants & Parts Of Plants, In Other Forms, For Pharmacy	7 175	34 455	7 560	114 176
1211909100	Pyrethrum, In Cut, Crushed/ Powdered Form, Fresh/ Dried	500	13 580	7 984	92 090
1211909200	Pyrethrum, In Other Form, Fresh/ Dried	0	15 103	0	11 435
1211909500	Agarwood (Gaharu) Chips, Fresh/ Dried	0	25	0	605
1211909600	Liquorice Roots, Fresh/ Dried	0	34 696	0	62 005
1211909800	Oth Plants & Parts Of Plants, Not For Pharmacy, In Cut, Crushed/ Powder	0	4 522	0	11 609
1211909900	Oth Plants & Parts Of Plants, Not For Pharmacy, Not Cut, Crushed/ Powd	38 130	344 605	71 757	1 075 858
1212211000	Euclidean Spp, Fresh, Chilled, Frozen, Dried, For Human Consumption	0	2 306	0	24 622
1212219000	Other Seaweed & Algae, Fresh, Chilled, Frozen, Dried, For Human Cons	3 077	169 200	101 291	358 006
1212292000	Seaweeds & Oth Algae, Fresh, Chilled/ Dried For Oth, Not For Human Co	0	3 392	0	34 394
1212293000	Seaweeds & Oth Algae, Frozen, Not For Human Consumption	0	631	0	7 940
1212910000	Sugar Beet, Fresh, Chilled, Frozen/ Dried, Whether/ Not Ground	0	3	0	30
1212920000	Locust Bean (Carob), Fresh, Chilled, Frozen/ Dried, Whether/ Not Ground	112 500	376 250	97 887	327 354
1212990000	Other Vegetable Product, For Human Consumption, N.E.S Or Included	0	0	0	0
1213000000	Cereal Straw & Husks, Unprepared, Whether/ Not Chopped, Ground, Pre	0	450	0	2 618
1214100000	Lucerne (Alfalfa) Meal And Pellets	34 580	164 199	8 095	41 591
1214900000	Other Forage Products, Whether/ Not In Form Of Pellets, Oth Than Lucern	88 209	1 390 673	26 804	549 931
1301200000	Gum Arabic	23 157	210 852	189 212	1 432 517
1301901000	Gum Benjamin	0	25 352	0	17 214
1301902000	Gum Damar	79 500	427 750	100 695	880 240
1301903000	Cannabis Resin	0	32	0	14 420
1301904000	Lac	0	500	0	10 459
1301909000	Other Natural Gum And Resin	11 570	41 487	207 599	531 560
1302120000	Saps And Extracts Of Liquorice, Whether Or Not Modified	34 866	243 707	441 841	2 900 561
1302130000	Saps And Extracts Of Hops, Whether Or Not Modified	2 972	14 859	148 396	556 079
1302193000	Other Medicinal Extracts Derived From Vegetable Products, Whether/ I	30 268	157 477	1 875 907	10 023 201
1302194000	Vegetable Saps & Extracts Of Pyrethrum/ Of The Root Of Plants Contain	0	99	0	1 572
1302199000	Other Vegetable Saps And Extracts	84 338	359 781	1 148 561	6 103 087
1302200000	Pectic Substances, Pectinates & Pectates	34 605	192 096	280 461	1 715 851
1302310000	Agar-Agar	8 227	68 461	18 337	165 559
1302320000	Mucilages & Thickeners, Whether/ Not Modified, Derived From Locust Bea	330 245	2 330 377	1 020 420	8 261 433
1302391010	Carageenan In Powder Form	25 000	199 115	278 721	2 484 970
1302391090	Carageenan Not In Powder Form	0	4 800	0	89 136
1302399000	Oth Mucilages & Thickeners, Whether/ Not Modified, Derived From Ve	150 665	878 336	1 821 572	10 494 923
1401100000	Bamboos Used Primarily For Plaiting, Cleaned, Bleached/ Dyed	18 450	49 680	14 760	35 811
1401201990	Other Whole Rattans, Used Primarily For Plaiting, Cleaned, Bleached/ I	0	1 377	0	26 021
1404902090	Oth Vegetable Products Of A Kind Used In Tanning/ Dyeing, Oth Than E	0	37 187	0	71 019
1404909000	Oth Vegetable Products Not Used Primarily In Tanning/ Dyeing, Nes	115	69 344	3 261	123 157
1501100000	Lard Oth Than Heading 02.09 Or 15.03.	0	0	0	0
1504109000	Oth Than Solid Fracts Of Fish-Liver Oils whet/ Not Refined, Not Chemica	308 634	1 232 059	461 122	1 831 649
1504201000	Solid Fraction Of Fats & Oil Fish Oth Than Liver Oils, Not Chemically Moc	124 320	484 306	603 665	3 345 482
1504209000	Oth Than Solid Fract Of Fats & Oils Fish oth Than Liver Oils, Not Chemica	671 816	2 494 375	1 030 287	3 834 071
1505001000	Lanolin	1 751	35 338	22 840	416 674

I.3. IM POR M ENURUT KOM ODITI / IM PORT BY HS COMM ODITY

\*\*\* JUNI/ JUNE 2014 \*\*\*

H S	Uraian Komoditi Commodity Description	Berat Bersih / Net Weight (Kg)		Nilai / Value C.I.F (US\$)	
		Bulan ini Current Month	Kumulatif Cum.Jan. to date	Bulan ini Current Month	Kumulatif Cum.Jan. to date
1505009000	Wool Grease & Fatty Substance Derivedtherefrom, Oth Than Lanolin	2 329	20 873	9 570	86 472
1506000000	Oth Animal Fats&Oils&Their Fractions Wht/Not Refined, Not Chemica	0	73 440	0	101 966
1507100000	Crude Oil Of Soya Bean, Whether/Notrefined, Whether/Not Degumm	0	3 254	0	29 917
1507901000	Fraction Of Unrefined Soya-Bean Oil,Not Chemically Modified	288 960	1 901 678	354 240	2 443 338
1507909000	Fraction Of Refined Soya-Bean Oil,Not Chemically Modified	1 795 766	10 876 199	2 285 988	12 614 578
1508100000	Crude Oil Of Ground-Nut, Whether/Notrefined, Not Chemically Modif	0	2	0	69
1508909000	Fraction Of Refined Ground-Nut Oil, Whet/Not Refined,Not Chemical	0	2	0	303
1509101000	Virgin Olive Oil,Packing Of Net Weight_30 Kg, Not Chemically Modifie	120 034	438 119	539 761	1 699 054
1509109000	Virgin Olive Oil,Packing Of Net Weight>30 Kg,Not Chemically Modifiec	21 096	345 523	121 082	2 182 122
1509901100	Fraction Of Unrefined Olive Oil,Packingof Net Weight _30 Kg	1 418	2 334	6 994	10 768
1509901900	Fraction Of Unrefined Olive Oil,Packingof Net Weight >30 Kg	0	15 750	0	31 500
1509909100	Fraction Of Refined Olive Oil,In Packingof Net Weight _30 Kg	148	16 775	730	108 168
1509909900	Fraction Of Refined Olive Oil,In Packingof Net Weight >30 Kg	16 926	88 378	97 337	485 580
1510002000	Fractions Of Unrefined Oil, Solely Fromolives,Whet/Not Refined,Not C	0	79	0	378
1510009000	Fractions Of Refined Oil, Solely Fromolives,Whet/Not Refined,Not Che	23 146	76 732	66 996	216 522
1511901100	Solid Fractions Of Unrefined Palm Oil,Not Chemically Modified	0	558	0	323
1511909190	Solid Fractions Of Refined Palm Oil,Packing Of A Net Weight>20Kg	0	36 530	0	53 313
1511909200	Unsolid Fractions Of Refined Palm Oil,Packing Net Weight _20Kg	7 600	133 368	10 810	165 967
1511909900	Unsolid Fractions Of Refined Palm Oil,Packing Net Weight>20Kg	0	1 102	0	8 934
1512191000	Fractions Of Unrefined Sunflower-Seed/ Safflower Oil	0	74 899	0	187 635
1512199000	Fractions Of Refined Sunflower-Seed/ Safflower Oil	440 078	2 240 475	659 436	3 280 769
1512299000	Fractions Of Refined Cotton Seed Oil	0	0	0	0
1513191000	Fractions Of Unrefined Coconut Oil, Notchemically Modified	1 440	1 440	5 976	5 976
1513199000	Fractions Of Refined Coconut Oil, Notchemically Modified	1 521	74 599	5 823	216 064
1513291400	Unsolid Fractions Of Unrefined Babassuoil	0	5	0	63
1513299500	Palm Kernel Oil, Rbd	0	1	0	5
1514199000	Fraction Of Refined Low Erucic Acidrape/ Colza Oil	312 127	2 200 526	421 425	2 975 326
1514911000	Crude Oil Of Not Low Erucic Acid Otherrape/ Colza	303	336	12 145	12 619
1514919000	Crude Oil Of Mustard	0	1	0	429
1514999100	Fractions Of Refined Oth Rape/ Colza Oil	127 420	551 451	164 653	749 430
1514999900	Fractions Of Refined Mustard Oil	0	35 200	0	71 927
1515190000	Fractions Of Linseed Oil, Whether/Notrefined, Not Chemically Modifie	336 627	1 924 817	374 582	2 625 256
1515210000	Crude Oil Of Maize (Corn)	0	10 691	0	21 190
1515291900	Unsolid Fraction Of Unrefined Maize(Corn) Oil	7 615	8 647	11 880	64 207
1515299100	Solid Fraction Of Refined Maize (Corn)Oil	61 248	138 048	93 710	211 983
1515299900	Unsolid Fraction Of Refined Maize (Corn)Oil	530 484	1 126 118	638 417	1 702 582
1515301000	Crude Oil Of Castor	0	48 729	0	168 160
1515309000	Fractions Of Castor Oil, Whether/Notrefined, Not Chemically Modifie	128 482	824 553	222 959	1 408 038
1515501000	Crude Oil Of Sesame	1 060	1 142	5 405	6 751
1515502000	Fraction Of Unrefined Sesame Oil, Not Chemically Modified	255	1 222	1 249	6 755
1515509000	Fraction Of Refined Sesame Oil, Not Chemically Modified	26 874	226 006	83 779	973 006
1515901100	Crude Oil Of Tengawang	0	622	0	6 541
1515901200	Fractions Of Unrefined Tengawang Oil,Not Chemically Modified	0	0	0	0
1515902100	Crude Oil Of Tung	15 200	45 600	45 600	130 872
1515902900	Fractions Of Refined Tung Oil, Notchemically Modified	0	2 993	0	16 657
1515903100	Crude Jobjoba Oil	1 087	3 056	15 724	79 638
1515903900	Fractions Of Refined Jobjoba Oil, Notchemically Modified	0	3	0	256
1515909100	Crude Oil Of Other Fixed Vegetable Oils	0	653	0	9 107
1515909200	Fractions Of Unrefined Other Fixedvegetable Oils	100 000	200 000	376 000	752 000
1515909900	Fractions Of Refined Other Fixedvegetable Oils, Oth Fixed Vegetable F	57 204	150 768	272 755	734 851
1516101000	Animal Fats & Oils & Their Fractions,Inpacking Net Weight _10 Kg	0	15 399	0	29 353
1516109000	Animal Fats & Oils & Their Fractions,Inpacking Net Weight<10 Kg	0	30 000	0	78 000
1516201100	Re-Esterified Fats & Oils Of Soya Bean & Its Fraction	20 184	176 819	86 499	667 704
1516201200	Re-Esterified Fats & Oils Of Crude Palmoil And Its Fraction	278 800	1 678 600	532 744	2 775 068
1516201300	Re-Esterified Fats&Oils Of Palm Oil,Oththan Crude And Its Fraction	91 499	443 902	107 080	602 366
1516201400	Re-Esterified Fats & Oils Of Coconut And Its Fraction	332	332	1 518	1 518
1516201500	Re-Esterified Fats & Oils Of Palm Kernel & Its Fraction,Crude	0	0	0	0
1516201600	Re-Esterified Fats & Oils Of Palm Kernel & Its Fraction,Rbd	0	120	0	1 807
1516201800	Re-Esterified Fats & Oils Of Linseed & Its Fraction	0	5 905	0	68 873
1516201900	Re-Esterified Fats&Oils Of Oth Vegetable Fat&Oils, And Its Fraction	20 291	70 177	57 255	204 795
1516202110	Hydrogenated Fats In Flakes Of Palm Oil	44 000	88 000	76 956	157 916
1516202150	Hydrogenated Fats In Flakes Of Palmkernel Olein	396 240	2 076 740	568 604	2 969 917
1516202190	Hydrogenated Fats In Flakes Of Ground-Nut, Soya Beans	554	4 079	14 896	34 279
1516202300	Hydrogenated Fats In Flakes Of Olives	119	616	1 180	6 051
1516202900	Hydrogenated Fats In Flakes Of Othervegetable Fats & Oils	377 416	2 095 631	609 882	3 489 215
1516205200	Palm Stearin, W/ Iodine Value _ 48, Rbd	61 250	280 500	77 070	401 660
1516205900	Oth Palm Stearin With Iodine Value _ 48	0	1 521	0	16 587
1516209300	Other Fat & Oils Of Olives And Theirfractions	4 899	21 038	26 453	217 682



**I.3. IMPOR MENURUT KOMODITI / IMPORT BY HS COMMODITY**  
**\*\*\* JUNI/ JUNE 2014 \*\*\***

H S	Uraian Komoditi Commodity Description	Berat Bersih / Net Weight (Kg)		Nilai / Value C.I.F (US\$)	
		Bulan ini Current Month	Kumulatif Cum.Jan. to date	Bulan ini Current Month	Kumulatif Cum.Jan. to date
1516209400	Other Fat & Oils Of Soya Beansand Their Fractions	0	199	0	1 136
1516209500	Hydrogenated Castor Oil (Opal Wax)	8 000	17 480	12 944	41 816
1516209600	Refined, Bleached And Deodorised (Rbd)Palm Kernel Stearin Only	26 400	61 691	58 862	146 201
1516209700	Hydrogenated & Rbd Palm Kernel Stearinor Olein	39 750	119 500	57 836	191 455
1516209800	Oth Fat & Oils Of Ground-Nuts, Palm Oilor Coconuts And Their Fractio	30 000	121 409	81 350	296 551
1516209900	Oth Vegetable Fats And Oils And Theirfractions	383 201	2 524 567	635 126	4 133 551
1517100000	Margarine,Excl. Liquid Margarine	112 883	1 112 580	213 495	2 065 215
1517901000	Imitation Ghee	8 000	32 002	190 336	756 254
1517902000	Liquid Margarine	16 800	139 605	81 227	590 192
1517903000	Margarine Of A Kind Use As Mouldrelease Preparations	61	62	764	769
1517904300	Shortening	48 105	179 001	80 334	359 161
1517904400	Imitation Lard	0	1	0	1
1517905000	Solid Mixtures Or Prep Of Vegetable Fats Or Oils Or Of Their Fractions	54 330	371 821	61 903	560 582
1517906200	Liquid Mixtures Or Prep Of Crude Palmoil Predominates	238 253	1 660 804	597 375	3 380 543
1517906400	Liquid Mixtures Or Prep Of Oth Palm Oilpredominates,Packng Net We	0	22 860	0	88 011
1517906700	Liquid Mixtures Or Prep Of Soya-Beanoil Predominates	0	22 745	0	56 878
1517906900	Liquid Mixtures Or Prep Of Oth Vegetablefats/ Oil Predominates	61 642	267 250	113 952	684 948
1517909000	Oth Edible Mixtures Or Prep Of Animal Or Vegetable Fats Or Oils	595 300	2 696 604	1 908 002	9 035 405
1518001200	Animal Fats&Oils,Boiled,Dehydrated,Oxidasd,Sulphurisd,Blown,Polym	0	65 810	0	129 923
1518001400	Ground-Nut,Soya-Bean, Palm/ Coconut Oilboiled,Dehydrated,Oxidasd	134 000	1 052 399	216 680	1 785 754
1518001500	Linseed Oil&Its Fract,Boiled, Oxidised,Dehydrated,Sulphurised,Blown,	0	1 952	0	2 363
1518001600	Olive Oil&Its Fract, Boiled, Oxidised,Dehydrated,Sulphurised,Blown,Pt	5 907	18 791	20 415	42 719
1518001900	Oth Vegetbl Fat&Oils&Their Fract,Boiled,Dehydrate,Sulphurise,Blown	144 038	606 879	271 102	1 273 424
1518002000	Inedible Mixtures/Preparation Of Animalfats/ Oils Or Of Different Fats	211 200	1 170 410	257 520	1 540 039
1518003100	Inedible Mixtures/ Preparations Of Oilpalm Fruit/ Palm Kernels Fats/Oi	0	1 552	0	591
1518003500	Inedible Mixtures/ Preparations Of Ground-Nuts Fats/ Oils/ Of Differen	32 000	80 000	43 200	110 320
1518003600	Inedible Mixtures/ Preparations Of Soya-Beans/ Coconuts Fats/ Oils/ Of	258 000	2 043 420	344 758	2 547 830
1518003700	Inedible Mixtures/ Preparations Of Cotton Seeds Fats/ Oils/ Of Differ Fa	0	0	0	0
1518003900	Inedible Mixtures/ Preparations Of Othervegetable Fats/ Oils/ Of Differ	116 251	463 354	349 876	1 515 093
1518006000	Inedible Mixture/ Preparations Of Animal/ Vegetable Fats/ Oils/ Of Thei	1 515	18 601	9 527	97 918
1520001000	Crude Glycerol	0	27 112	0	129 824
1520009000	Glycerol Waters & Glycerol Lyes	0	6 579	0	24 994
1521100000	Vegetable Waxes(Oth.Than Triglycerides)Whether Or Not Refined Or	28 228	210 763	252 566	1 056 409
1521901000	Beeswax & Oth Insect Waxes,Whether/ Notrefined Or Colored	0	1 000	0	5 126
1522009000	Residues Resulting From The Treatment Offatty Substan Or Animal/ Vt	0	29	0	1 611
1601001000	Sausags&Smilar Prdct Of Meat,Meat Offal/Blood,Prepare Of It,In Airt	90 076	667 395	207 479	1 437 356
1601009000	Sausags&Smilar Prdct Of Meat,Meat Offal/Blood, Not In Airtight Cont.	38 942	351 390	91 275	818 687
1602329000	Oth Prepared/ Preserved Meat, Offal/Bloodof Fowls Of Species Gallus	0	0	0	0
1602390000	Oth Prepared/ Preserved Meat,Offal/ Bloodof Oth Poultry Of Head 01.	91 772	580 736	206 786	1 191 750
1602411000	Hams & Cuts Thereof Of Swine,In Airtight Containers	0	0	0	0
1602491100	Luncheon Meat Of Swine, In Airtightcontainers	45 278	45 278	108 234	108 234
1602491900	Luncheon Meat Of Swine, Not In Airtightcontainers	0	3 341	0	6 745
1602499900	Oth Prepared Meat,Meat Offal/Blood Ofswine,Not In Airtight Contain	4 189	58 969	11 014	170 937
1602500000	Oth Prepared/ Preserved Meat, Offal/ Blood Of Bovine Animals	318 720	1 059 845	1 621 569	5 371 921
1603001000	Extracts & Juices Of Chicken, W/ Herbs	4 370	37 250	20 434	169 151
1603009000	Extracts&Juices Of Oth Meat,Fish/ Crusta,Molluscs/ Aquatic Invertebr,)	3 189	31 878	31 502	174 886
1604111000	Salmon, Whole/ In Pieces, Not In Mincd,In Airtight Containers	3 990	7 060	20 727	37 131
1604131100	Sardines, Whole/ In Pieces,Not In Mincd,In Airtight Containers	5 334	51 922	21 168	211 469
1604139100	Sardinella&Brisling/ Sprats,Whole/ In Piec ,Not In Mincd,In Airtight Co	72 527	440 841	81 102	516 262
1604139900	Sardinella&Brisling/ Sprats,Whole/ In Piec ,Not In Mincd,Not In Airtigt	0	5 159	0	8 783
1604141100	Tunas,Whole/ In Pieces, Not In Mincd,In Airtight Container	38 722	96 800	199 065	482 959
1604149000	Tunas,Skipjack,Bonito,Whole/ In Pieces,Not In Mincd,Not In Airtight	100 000	525 001	405 500	2 520 676
1604151000	Mackerel, Whole/ In Pieces,Not In Mincd, In Airtight Containers	93 782	232 354	308 280	820 289
1604159000	Mackerel, Whole/ In Pieces,Not In Mincd, Not In Airtight Containers	63 825	485 509	17 739	446 462
1604171000	Eel,Whole/ In Pieces,Not In Mincd, Inairtight Containers	0	0	0	0
1604179000	Eel,Whole/ In Pieces,Not In Mincd, Notin Airtight Containers	0	8 500	0	243 925
1604192000	Horse Mackerel,Whole/ In Pieces,Not Inmincd, In Airtight Containers	0	0	0	0
1604199000	Oth Fish,Whole/ In Pieces,Not In Mincd, Not In Airtight Containers	432	2 375	323	1 755
1604202100	Fish Sausages,In Airtight Containers	0	1 460	0	5 986
1604202900	Fish Sausages,Not In Airtight Containers	2 235	36 901	2 230	37 879
1604209310	Fish & Shrimp Ball, Frozen, Boiled Orsteamed	169 539	654 632	366 371	1 427 966
1604209390	Oth Frozen Mincd Fish, Boiled/ Steamed	72 179	608 208	200 092	1 654 365
1604209900	Other Prepared/ Preserved Fish, Not Inairtight Containers	98 278	576 304	322 467	1 834 302
1604320000	Caviar Subtitutes Prepared From Fish Egg	1 990	7 081	1 734	6 433
1605109000	Crabs,Prepared,Not In Airtight Container	30 455	179 957	52 003	396 417
1605211000	Shrimps Paste,Not In Airtight Containers	0	20 030	0	388 228
1605219020	Shrimp Breaded,Not In Airtight Container	0	16 204	0	37 808
1605219090	Other Prepared Shrimps& Prawns, Not Inairtight Containers	0	35 876	0	278 009

I.3. IMPOR MENURUT KOMODITI / IMPORT BY HS COMMODITY

\*\*\* JUNI/ JUNE 2014 \*\*\*

HS	Uraian Komoditi Commodity Description	Berat Bersih / Net Weight (Kg)		Nilai / Value C.I.F (US\$)	
		Bulan ini Current Month	Kumulatif Cum.Jan. to date	Bulan ini Current Month	Kumulatif Cum.Jan. to date
1605299090	Other Prepared Shrimps&Prawn,In Airtightcontainers	526	776	1 821	2 953
1605400000	Oth Crustaceans, Prepared/ Preserved	0	0	0	0
1605520000	Scallops,Incld Queen Scallops, Prepared/ Preserved	360	4 664	379	5 416
1605540000	Cuttle Fish & Squid, Prepared/ Preserved	123	2 264	157	8 242
1605550000	Octopus, Prepared/ Preserved	4 749	18 030	6 056	16 876
1605560000	Clams, Cockles & Arkshells, Prepared/ Preserved	0	55 478	0	186 249
1605620000	Sea Urchins, Prepared/ Preserved	0	67	0	43
1605630000	Jellyfish, Prepared/ Preserved	795	2 468	1 013	2 941
1605690000	Oth Aquatic Invertebrates, Prepared/ Preserved	8 833	83 702	17 530	187 523
1701130000	Cane Sugar,Raw, Not Added Flavour/ Colour	0	52 000 000	0	21 454 680
1701140000	Oth Cane Sugar, Raw, Not Added Flavour/ Colour	423 231 898	1 732 531 170	184 700 606	784 289 456
1701910000	Oth Raw Sugar,Added Flavour/ Colour	0	21 600 000	0	10 942 800
1701991100	Refined Sugar,White	13 901 648	28 227 709	7 322 064	15 782 752
1701999000	Chemically Pure Sucrose, In Solid Form	149	10 375 545	1 559	5 277 371
1702110000	Lactose & Lactose Syrup,Lactose .99%, Asanhydrous Lactose,Calculate	1 981 599	11 166 735	3 246 652	18 536 214
1702190000	Lactose & Lactose Syrup,Lactose<99%	550 233	1 521 571	843 484	2 749 779
1702200000	Maple Sugar & Maple Syrup	0	9 901	0	21 850
1702301000	Glucose,No Fructose Or In Dry State W/ Fructose<20%	4 068 243	22 584 508	2 753 831	15 526 757
1702302000	Glucose Syrup,No Fructose / In Dry StateW/ Fructose<20%	4 080 063	21 241 570	1 999 427	12 229 301
1702400000	Glucose & Glucose Syrup, Containing 20%_Fructose< 50%,Excl Invert	48 100	580 610	38 626	454 496
1702500000	Chemically Pure Fructose	778 962	6 127 986	977 839	6 273 495
1702601000	Fructose,In Dry State W/ Fructose>50%Excl Invert Sugar	138 563	501 189	197 884	714 967
1702602000	Fructose Syrup,In Dry State W/ Fructose>50%, Excl Invert Sugar	7 613 653	34 400 022	3 442 979	16 417 116
1702901100	Chemically Pure Maltose,In Dry StateW/ Fructose 50%	665 904	5 321 781	395 481	3 141 335
1702901900	Maltose Syrup,In Dry State W/ Fructose50%	2 247 158	11 576 488	1 419 872	6 848 712
1702902000	Artificial Honey,Whether/Not Mixed Withnatural Honey,In Dry W/ Fr	49 305	178 550	191 623	622 879
1702903000	Flavoured/ Colourd Sugars (Excl Maltose),Fructose 50%	172	1 441	3 090	4 668
1702904000	Caramel,Fructose 50%	448 175	2 581 285	498 464	3 393 997
1702909100	Syrup Of Sugar, In Dry State W/ Fructose50%	882	135 696	7 397	224 103
1702909900	Other Sugar,Incl Invert Sugar And Sugarsyrup Blends, In Dry W/ Fruct	789 112	4 859 334	979 136	6 217 637
1703101000	Cane Molasses,Added Flavour/ Colour Matter	0	0	0	0
1703901000	Oth Molasses Result From Extract/ Refineof Sugar,Add Flavour/ Colour	2 025	3 745	21 700	44 036
1703909000	Oth Molasses Result From Extract/ Refineof Sugar,Not Add Flavour/ Co	1 244	42 503 413	34 931	10 387 600
1704100000	Chewing Gum,Whether/Not Sugar-Coated	32 018	251 223	128 997	962 618
1704901000	Medicated Pastilles & Drops	81 563	625 402	596 507	3 869 067
1704902000	White Chocolate, Not Containing Cocoa	16 281	87 588	114 980	491 724
1704909100	Oth Sugar Confectionery,Not Cont.Cocoa,Soft,Cont Gelatin	345 285	2 199 684	1 375 320	8 329 630
1704909900	Oth Sugar Confectionery,Not Cont.Cocoa,Oth Soft,Cont Gelatin	569 423	3 636 734	1 546 788	11 386 232
1801000000	Cocoa Beans,Whole/ Broken,Raw/ Roasted	8 574 483	39 179 359	26 888 351	110 760 408
1803100000	Cocoa Paste,Not Defatted	61 989	183 541	296 324	787 866
1803200000	Cocoa Paste,Wholly/ Partly Defatted	79 750	866 800	191 719	2 118 878
1804000000	Cocoa Butter,Fat & Oil	214 700	822 282	1 551 532	5 846 605
1805000000	Cocoa Powder,Not Containing Add Sugar Or Other Sweetening Matte	1 164 725	6 406 478	3 253 126	21 270 008
1806100000	Cocoa Powder,Containing Add Sugar Or Oth Sweetening Matter	58 782	815 008	300 706	1 875 250
1806201000	Chocolate Confectionary In Blocks, Slab/ Bars,Weight>2Kg	564 100	2 195 656	2 416 342	9 359 829
1806209000	Other Chocolate, Liquid,Paste,Granular/ Oth Bulk Form,Packing>2Kg	78 291	415 948	251 317	1 122 035
1806311000	Filled Chocolate Confectionary In Blocks,Slabs,Bars,Weight_2Kg	70 070	382 630	530 109	2 742 573
1806319000	Other Chocolate,In Blocks,Slabs,Bars,Filled,Weight_2Kg	14 429	146 107	122 943	741 226
1806321000	Chocolate Confectionary In Blocks,Slabsbars,Not Filled,Weight_2Kg	134 498	683 969	721 243	3 754 798
1806329000	Other Chocolate,In Blocks,Slabs,Bars,Not Filled,Weight_2Kg	127 778	542 030	52 873	329 684
1806901000	Chocolate Confectionary In Tablets Orpastilles	57 924	403 931	275 768	2 110 948
1806903000	Food Preparations Of Flour,Meal,Starch,Malt Extract, Cont 40%_Coco	0	0	0	0
1806909000	Oth Chocolate And Food Preparation Contcocoa	456 415	2 329 054	3 038 291	13 485 500
1901101000	Preparations For Infant Use Of Maltextract, For Retail Sale	481	52 431	2 055	137 781
1901102000	Preparations For Infant Use Of Goods Ofhead 04.01-04.04, For Retail	126 810	1 095 165	1 237 098	11 635 073
1901103000	Preparations For Infant Use Of Soya Bean Powder, For Retail Sale	815 436	2 410 499	2 415 430	6 974 044
1901109100	Medical Foods, Preparations For Infantuse, For Retail Sale	0	8 698	0	309 072
1901109900	Oth Preparations For Infant Use,W/ Cocoa<40%, For Retail Sale	168 854	416 633	755 017	1 934 273
1901201000	Mixes & Doughs Of Flour, Groats, Meal,Starch/ Malt Extract, Not Cont	45 363	286 005	161 534	902 509
1901202000	Mixes & Doughs Of Flour, Groats, Meal,Starch/ Malt Extract, Containir	4 745	4 745	7 553	7 553
1901203000	Oth Mixes And Doughs For Prep. Ofbakers Wares, Not Containing Coc	121 219	698 358	272 101	1 663 488
1901204000	Oth Mixes And Doughs For Prep. Ofbakers Wares, Containing Cocoa	8 317	36 604	17 121	94 008
1901901900	Oth Than Medical Foods For Infantnot Put Up For Retail Sale	96 000	560 250	457 440	2 584 396
1901902000	Malt Extract	960 449	8 232 157	1 668 794	16 182 056
1901903100	Filled Milk, Of Goods Of Heading04.01 To 04.04	139 296	810 379	548 212	4 179 269
1901903200	Oth Than Filled Milk, Containing Cocoapowder Of Goods Of Head. 04.	223 611	1 495 695	1 653 504	10 371 136
1901903900	Oth Of Goods Of Heading 04.01 TO 04.04	1 212 105	7 407 124	7 126 946	47 926 186
1901904100	Oth Soya Based Preparation, In Powderform	0	95 138	0	265 342

I.3. IMPOR MENURUT KOMODITI / IMPORT BY HS COMMODITY

\*\*\* JUNI / JUNE 2014 \*\*\*

HS	Uraian Komoditi Commodity Description	Berat Bersih / Net Weight (Kg)		Nilai / Value C.I.F (US\$)	
		Bulan ini Current Month	Kumulatif Cum.Jan. to date	Bulan ini Current Month	Kumulatif Cum.Jan. to date
1901904900	Oth Soya Based Preparations, In Otherform	9 596	33 959	10 752	47 216
1901909100	Oth Soya Based Preparation Medical Foods	0	1 528	0	24 584
1901909910	Kerupuk Of Shrimps	0	33 193	0	79 950
1901909990	Oth Than Kerupuk Of Shrimps	637 240	3 947 541	2 394 946	14 752 763
1902110000	Uncooked Pasta, Not Stuffed/Otherwiseprepared, Containing Eggs	86 547	297 172	111 297	410 315
1902192000	Uncooked Pasta,Not Stuffed/Otw Prep.Notcont.Eggs,Rice Vermicelli (I	20 554	103 972	29 418	144 437
1902193000	Uncooked Pasta,Not Stuffed/Otw Prep.Notcont. Eggs, Transparent Ve	30 664	304 246	37 705	405 833
1902194000	Uncooked Pasta, Not Stuffed/Otherwiseprepared, Not Containing Egg	522	26 885	1 856	84 586
1902199000	Uncooked Pasta, Not Stuffed/Otherwiseprepared, Not Containing Egg	186 996	1 049 366	312 124	1 593 508
1902201000	Stuffed Pasta With Meat Or Meat Offal,Whether Or Not Cooked Or Of	0	82 254	0	293 558
1902209000	Stuffed Pasta W/O Meat/ Meat Offal,Fish,Crustac/Mollsc,Wthr/Not Cc	1 716	1 716	11 083	11 083
1902302000	Oth Pasta, Instant Rice Vermicelli	6 291	12 949	21 476	42 950
1902303000	Oth Pasta, Transparant Vermicelli	578 753	1 930 811	628 968	2 117 723
1902304000	Oth Pasta, Oth Instant Noodles	125 079	676 303	431 392	2 113 944
1902309000	Oth Pasta,Not Instant Rice Vermicelli,Transp Vermicelli,Oth Instant Nc	51 712	356 215	104 307	590 122
1902400000	Couscous	2 788	12 815	4 930	24 120
1903000000	Tapioca&Substitutes Thf Prep Fr Starch,In Flake,Grain,Pearl,Sifting/ Si	29 223	42 551	23 337	47 778
1904101000	Prep Food Obtain By The Swell/Roastingof Cereals/ Cereal Products, C	659 235	2 450 276	1 806 006	7 138 692
1904109000	Prep Food Obtain By The Swell/Roastingof Cereal/ Cereal Product,Not	248 545	1 035 490	868 301	3 654 707
1904201000	Prepared Foods Obtained From Unroastedcereal Flakes	652	20 873	2 421	52 949
1904209000	Prep Food Obtain Fr Mixture F Unroastedcereal Flake And Roast Cer F	6 900	53 817	15 165	126 425
1904901000	Rice Preparations, Includingpre-Cooked Rice	11 464	68 272	36 229	231 118
1904909000	Oth Prepared Foods Obtainedof Cereals Or Cereal Products	53 472	144 272	160 390	452 974
1905100000	Crispbread	25 613	97 146	56 701	225 196
1905200000	Gingerbread And The Like	7	25	174	695
1905311000	Sweet Biscuits Not Containing Cocoa	343 176	1 613 006	1 103 243	5 252 599
1905312000	Sweet Biscuits Containing Cocoa	96 220	796 648	636 850	4 440 647
1905320000	Waffles And Wafers	584 787	1 890 623	2 158 075	7 328 144
1905401010	Rusk,Toastd Bread & Sim Toasted Product,Bread Crumb Nosugar,Hon	284 572	1 282 954	345 156	1 728 945
1905409000	Rusk,Toastd Bread & Sim Toasted Product,Bread Crumb W/ Sugar,Ho	41 759	159 862	278 293	824 956
1905901000	Unsweetened Teething Biscuits	0	189	0	1 783
1905902000	Other Unsweetened Biscuits	10 337	38 547	53 724	153 912
1905903000	Cakes	39 209	427 729	381 542	1 531 883
1905904000	Pastries	0	46 024	0	214 051
1905907000	Communion Wafers, Sealing Wafers,Rice Paper And Similar Products	0	0	0	0
1905908000	Other Crisp Savoury Food Products	225 632	1 137 074	1 247 223	6 062 341
1905909000	Other Baker Wares	506 015	2 361 463	1 006 968	5 139 344
2001100000	Cucumbers And Gherkins,Prepared Orpre Served By Vinegar Or Acetic	10 986	26 884	20 481	52 261
2001901000	Onions, Prepared/Preserved Byvinegar Or Acetic Acid	5 804	11 364	12 355	24 494
2001909000	Oth Vegetable,Fruit,Nuts,Edible Part Ofplant Prep/ Presv By Vinegar/A	16 315	117 531	28 827	261 498
2002101000	Tomatoe,Cooked Otw Than By Steam/Boilingin Water Not Prep/ Presv	0	177 611	0	165 368
2002109000	Tomatoe,Not Cooked Otw Thn By Steam/Boilin Water Not Prep/ Presv	0	73 796	0	37 786
2002901000	Tomato Paste,Not Prepared Or Preservedby Vinegar Or Acetic Acid	523 249	5 067 815	578 060	5 461 908
2002902000	Oth Tomato Powder,Prepared/Preservedotherwise Than By Vinegar/	0	786	0	2 758
2002909000	Other Tomatoes, Prepared/Preservedotherwise Than By Vinegar/ Acei	0	115 190	0	184 291
2003100000	Mushrooms Of The Genus Agaricus, Notprep/ Presrvd By Vinegar/ Ac	98 006	1 012 802	97 443	1 132 657
2003901000	Truffles, Not Prepared/Preserved Byvinegar Or Acetic Acid	0	5 400	0	100 824
2003909000	Oth Mushrooms, Not Prepared/Preservedby Vinegar Or Acetic Acid	21 488	105 319	19 090	122 149
2004100000	Potatoes, Frozen, Not Preprd/Preservedby Vinegar Or Acetic Acid	6 293 790	18 045 471	7 504 879	21 283 355
2004909000	Oth Vegetables & Mixtures Of Vegetables,Frozn,Prep/ Presrv By Vineg	36 553	145 279	54 009	219 901
2005109000	Hmgnis Vegetbl Not In Airtightcontainernot Frozn,Not Prep/Presrv By	0	33 031	0	16 221
2005201900	Potat Chip&Stick No In Airtightcontainernot Frozn,Not Prep/ Presrv By \	718	718	2 176	2 176
2005209100	Other Potatoes In Airtight Containers,Not Frozn,Not Prep/ Presrv By V	29 624	93 420	74 759	233 402
2005209900	Other Potatoe,Not In Airtightcontainsnot Frozn,Not Prep/ Presrv By V	532	15 962	1 815	107 109
2005400000	Peas (Pisum Sativum), Not Frozen,Notprepard/ Preservd By Vinegar/ A	220 337	1 107 498	117 918	603 872
2005510000	Beans,Shelled, Not Frozen, Not Preparedor Preserved By Vinegar Or A	53 086	270 013	71 952	376 767
2005599000	Oth Bean Not In Airtightcontnr,Notfroznnot Prep/ Presrv By Vinegar/ A	27 997	116 541	57 985	180 455
2005600000	Asparagus, Not Frozen, Not Preparedor Preserved By Vinegar Or Acet	161 611	193 882	143 565	183 856
2005700000	Olives, Not Frozen, Not Preparedor Preserved By Vinegar Or Acetic Ac	3 409	14 739	17 625	57 051
2005800000	Sweet Corn-Zea Mays Var.Saccharata,Notfrozn,Not Prep By Vinegar/	94 555	645 195	87 937	520 771
2005910000	Bamboo Shoots,Not Frozen,Not Preparedby Vinegar/ Acid	0	52 330	0	38 391
2005991000	Oth Vegetabl&Mixtr Of Vegt In Airtightcontainr,Not Frozn,Not Prep B	22 951	79 733	587 912	2 095 629
2005999000	Oth Vgtbl&Mixtr Of Vegt Not In Airtightcontainr,Not Frozn,Not Prep B	358 430	884 581	787 166	2 230 722
2006000000	Vegetables,Fruit,Nuts,Fruit-Peel & Oth Parts Of Plants,Preserved By Su	25 762	105 144	25 099	178 039
2007100000	Jams, Fruit Jellies, Marmalades, Fruit/Nut, Homogenised Preparations	26 438	257 517	64 776	724 609
2007910000	Citrus Fruit	1 163	14 039	3 416	49 652
2007991000	Fruit Pastes Oth Than Of Mango,Pineapples Or Strawberries	112 570	4 229 414	106 949	3 127 391
2007999000	Fruit Pastes Of Mango, Pineapplesor Strawberries	607 866	2 444 409	757 516	3 999 237

I.3. IM POR M ENURUT KOM ODITI / IM PORT BY HS COMM ODITY

\*\*\* JUNI/ JUNE 2014 \*\*\*

H S	Uraian Komoditi Commodity Description	Berat Bersih / Net Weight (Kg)		Nilai / Value C.I.F (US\$)	
		Bulan ini Current Month	Kumulatif Cum.Jan. to date	Bulan ini Current Month	Kumulatif Cum.Jan. to date
2008111000	Roasted Ground Nuts, Othwise Prepared/ Preserved	76 058	263 124	155 337	707 536
2008112000	Peanut Butter, Othwise Prepared/ Preserved	40 468	93 025	196 830	411 272
2008119000	Oth Ground Nuts, Othwise Prepared/ Preserved	64 980	182 286	97 902	313 970
2008191000	Cashew, Incl. Mixtures, Othwise prepared Or Preserved	4 632	47 928	43 051	437 173
2008199000	Other Nuts And Seeds, Othwise prepared Or Preserved	338 964	2 001 280	819 369	2 927 570
2008200000	Pineapples, Othwise Prepared/ Preserved	0	516	0	3 367
2008301000	Citrus Fruit, Added Sugar/ Oth. Sweetningmatter Or Spirit, Otw Prepare	34 445	810 323	40 480	836 045
2008309000	Citrus Fruit, No Sugar/ Oth. Sweetningmatter Or Spirit, Otw Prepared/ F	495 980	3 065 880	466 719	2 957 080
2008401000	Pears, Added Sugar/ Oth. Sweeteningmatter Or Spirit, Otw Prepared/ Pr	0	26 646	0	48 296
2008501000	Apricots, Cont Added Sugar/ Oth Sweetnigmatter/ Spirit Otw Prepared/	84	3 344	286	5 951
2008601000	Cherries, Cont Added Sugar/ Oth Sweetnigmatter/ Spirit Otw Prepared/	66 879	287 118	159 535	763 119
2008701000	Peaches, Cont Added Sugar/ Oth Sweetningmatter/ Spirit Otw Preparec	21 035	71 957	37 439	120 096
2008709000	Peaches, No Sugar/ Oth Sweetningmatter/ Spirit Otw Prepared/ Preser	2 833	3 466	8 237	12 377
2008801000	Strawberrie, Cont Added Sugar/ Oth Sweetmatter/ Spirit Otw Prepared	2 647	5 802	13 258	24 429
2008971000	Mixture Of Stem, Root & Oth Edible Part of plant Not Incl Fruit/ Nut, Otw	4 182	16 891	7 229	28 764
2008972000	Mxtre Oth Of Stem, Root & Oth Edible Part of plant Notincl Fruit/ Nut, Otw	38 154	206 749	59 478	321 225
2008979000	Oth Mixtures Othwise Prep./ Preserved	0	35 982	0	86 260
2008991000	Lychees, Othwise Prepared Or Preserved	142 785	321 239	141 636	277 145
2008992000	Longans, Othwise Prepared Or Preserved	16 950	50 013	33 269	95 592
2008993000	Stem, Root & Oth. Edible Part Of Plant Notinc Friuts Or Nuts, Otw Prep/	64 000	301 498	73 600	491 936
2008994000	Othwise Prepared Or Preserved, Added Sugar/ Sweetening Matter Or t	38 481	147 997	95 175	788 169
2008999000	Othwise Prepared Or Preserved, Not added Sugar/ Sweetening Matter	11 468	123 388	48 806	256 568
2009110000	Orange Juice, Frozen	542 601	3 310 102	1 227 797	6 548 567
2009120000	Orange Juice, Not Frozen, Of A Brixvalue Not Exceeding 20	64 245	360 862	69 809	462 405
2009190000	Other Orange Juice	4 755	48 272	35 512	146 251
2009210000	Grapefruit (Including Pomelo) Juice, Of A Brix Value Not Exceeding 20	6 531	36 452	5 770	32 299
2009290000	Other Grapefruit Juice	34 006	88 169	158 805	493 836
2009310000	Juice Of Any Other Single Citrusfruit, Of A Brix Value Not Exceeding 20	6 947	16 735	9 368	34 340
2009390000	Other Juice Of Any Other Single Citrusfruit	2 437	52 618	4 412	264 272
2009410000	Pineapple Juice, Of A Brix Value Not exceeding 20	0	24 727	0	31 585
2009490000	Other Pineapple Juice	3 042	23 842	3 806	32 078
2009500000	Tomato Juice	1 188	157 108	1 624	114 733
2009610000	Grape Juice (Including Grape Must), Of A Brix Value Not Exceeding 20	236 763	641 997	627 756	1 333 873
2009690000	Other Grape Juice	66 158	312 328	170 257	929 919
2009710000	Apple Juice, Of A Brix Value Not exceeding 20	35 211	107 744	60 738	156 008
2009790000	Other Apple Juice	152 316	479 996	258 200	857 541
2009819000	Cranberry Juice Not For Infant Use	6 082	52 269	63 499	312 558
2009891000	Blackcurrant Juice	5 879	20 449	18 408	90 486
2009899100	Oth Juice Of Any Oth Single Fruit / Vegetables For Infant Use	735	1 561	3 019	6 238
2009899900	Oth Juice Of Any Oth Single Fruit / Vegetables Not For Infant Use	100 335	356 388	97 554	539 935
2009901000	Mixtures Of Juices For Instant Use	398	1 034	1 634	4 116
2009909000	Mixtures Of Juices Not For Instant Use	150 269	488 324	268 131	884 531
2101111000	Instant Coffee	579 712	4 889 495	3 659 157	32 384 409
2101119000	Extracts, Essences And Concentrates oth Than Coffee	34 155	206 735	188 955	1 033 080
2101129000	Prep W/ Basis Extrct, Esenc/ Conctrts/ W/ Basis Coffee, Oth Thn Mxtr In	869 022	2 579 268	6 016 050	17 873 346
2101201000	Tea Preprtn Consisting Of A Mixture of Tea, Milk Powder And Sugar	39 795	96 265	154 301	434 645
2101209000	Oth Extract, Essence, Concentrate, Of Teor Mate & Prep. Milk Powder	81 445	772 599	416 441	5 224 449
2101300000	Roasted Chicory & Oth. Roasted Coffee Substitute, Extract, Essence & Cor	0	522	0	5 102
2102100000	Active Yeasts	287 250	1 773 156	767 166	4 702 452
2102200000	Inactive Yeasts; Oth Single-Cell Microorganisms, Dead	434 573	2 675 804	523 064	3 292 766
2102300000	Prepared Baking Powders	543 338	2 873 054	1 735 762	8 062 214
2103100000	Soya Sauce	1 324 360	4 932 509	1 054 539	4 532 123
2103200000	Tomato Ketchup And Other Tomato Sauces	75 620	331 062	118 701	543 877
2103300000	Mustard Flour & Meal & Prepared Mustard	5 762	47 893	23 514	207 704
2103901000	Chilli Sauce	3 222	6 881	22 935	45 722
2103903000	Fish Sauce	147 080	549 147	139 660	519 958
2103904000	Oth Mixed Condiments And Mixed seasonings, Including Belachan	51	46 492	522	116 510
2103909000	Oth Sauces And Preparations Therefor; Mustard Flour & Meal & Prepa	1 049 377	6 444 309	3 155 361	19 420 730
2104101100	Soups And Broths & Preparation herefor Containing Meat For Infant U	0	3	0	71
2104101900	Soups And Broths & Preparation herefor Cont Meat Not For Infant Us	94	25 693	373	82 141
2104109900	Soups And Broths & Preparation therfor Not Cont Meat Notfor Infant I	37 169	270 765	115 646	933 428
2104201100	Homogenised Composite Food Preparation, Containing Meat For Infant	956	1 793	8 493	15 933
2104201900	Homogenised Composite Food Preparation, Containing Meat Not For In	30	45	608	1 084
2104209100	Homogenised Composite Food Preparation, Not Containing Meat For In	3 039	5 950	27 000	52 645
2104209900	Homogenised Composite Food Preparation, Not Containing Meat Not F	0	10 866	0	37 901
2105000000	Ice Cream And Other Edible Ice, Whether or Not Containing Cocoa	362 082	2 670 853	866 214	6 973 810
2106100000	Protein Concentrates And Textured protein Substances	941 747	6 241 661	2 355 798	13 018 997
2106901000	Dried Bean Curd And Bean Curd Sticks	25 135	69 257	48 382	143 279

**I.3. IMPOR MENURUT KOMODITI / IMPORT BY HS COMMODITY**  
**\*\*\* JUNI/ JUNE 2014 \*\*\***

H S	Uraian Komoditi Commodity Description	Berat Bersih / Net Weight (Kg)		Nilai / Value C.I.F (US\$)	
		Bulan ini Current Month	Kumulatif Cum.Jan. to date	Bulan ini Current Month	Kumulatif Cum.Jan. to date
2106902000	Flavoured Or Colored Syrups	281 129	892 109	810 555	2 500 468
2106903000	Non-Dairy Creamer	8 950 560	34 189 678	18 253 359	69 230 657
2106904100	Autolysed Yeast Preparations In Powderform	220 157	875 906	1 985 117	7 683 814
2106904900	Autolysed Yeast Preparations Not In powder Form	85 822	472 248	275 904	1 564 500
2106905100	Non-Alcoholic Prep Of Raw Material Forthe Manufact Of Composite C	21 262	205 294	229 783	1 364 790
2106905200	Non-Alcoholic Composite Concentrts Forsimple Dilution W/ Water To	166 512	1 637 301	3 524 353	20 531 855
2106905300	Ginseng Based Products	837	8 835	19 416	163 952
2106905900	Other Non-Alcoholic Preparations Use Formaking / Manufacturing Be	260 428	3 586 027	2 344 136	20 633 705
2106907000	Food Supplements	568 602	3 593 084	10 849 036	57 095 264
2106908000	Fortificant Premixes	140 800	388 528	266 787	1 799 319
2106909100	Oth Mixtures Of Chemicals/Oth Substancesof A Kind Used For Food Pi	242 303	736 029	316 939	1 054 886
2106909200	Ginseng Based Preparations	14 634	39 775	132 097	354 359
2106909400	Other Food Preparations For Infant Use	103 135	272 289	1 379 867	3 162 574
2106909600	Other Medical Foods	10 335	66 549	139 487	884 486
2106909800	Other Flavouring Preparations	85 754	910 239	773 409	6 471 818
2106909910	Tempe	0	0	0	0
2106909990	Other Food Preparations Not Elsewherespecified Or Included	1 444 755	6 444 434	6 123 275	41 500 463
2201100010	Mineral Waters	100 994	1 276 402	59 411	866 217
2201100020	Aerated Waters	25	4 259	282	6 590
2201909090	Other Waters Not Containing Added Sugaror Oth Sweetening Matter	0	96	0	2 226
2202101000	Sparkling Mineral Waters And Aeratedwaters, Flavoured	41 926	404 374	85 946	393 602
2202109000	Other Waters, Containing Added Sugar/Oth Sweetening Or Flavoured	7 032 487	28 852 560	4 181 603	17 417 089
2202901000	Flavoured Uht Milk Drinks	281 087	981 043	404 146	1 388 437
2202902000	Soya Milk Drinks	1 324 452	4 674 756	920 375	3 169 204
2202903000	Oth Non-Aerated Beverage Ready Forimmediate Consumption Witho	4 528 540	13 638 219	4 981 034	16 056 101
2202909000	Oth Non-Alcoholic Beverages, Excludingfruit Or Vegetable Juices	8 280 511	28 547 779	4 529 944	15 931 207
2203009000	Other Beer Made From Malt,Including Ale	2 482	209 097	21 802	419 437
2204100000	Sparkling Wine	4 502	4 502	51 534	51 534
2204211100	Wine, In Containers <= 2 L, Alcoholicstrength By Volume <= 15%	19 965	54 032	179 805	345 871
2204212100	Grape Must,In Container <=2 L,Alcoholicstrength By Volume <= 15%	811	20 526	11 923	186 205
2204212200	Grape Must,In Container <=2 L,Alcoholicstrength By Volume > 15%	380	380	2 449	2 449
2204291300	Wine, In Containers > 2 L, Alcoholicstrength By Volume > 15% & <= 20%	5	5	103	103
2204301000	Other Grape Must, Alcoholic Strength Byvolume <= 15%	29 097	37 307	149 709	200 039
2205101000	Vermouth & Oth Wine,In Container <=2 L,Alcoholic Strength By Volun	4 021	4 055	25 128	25 746
2206002000	Sake (Rice Wine)	0	16 600	0	55 420
2207100000	Undenatured Ethylalcohol Of Alcoholic	9 258	57 551	85 086	354 101
2207201100	Ethyl Alcohol Of An Alcoholic Strength	2 327	14 914	3 990	24 461
2207201900	Oth Denatured Ethyl Alcohol, Including	0	130	0	1 619
2207209000	Other Ethyl Alcohol And Other Spirits	0	8	0	143
2208205000	Brandy	571	7 593	8 332	39 274
2208209000	Other Spirits Obtained By Distilling	33 217	37 016	296 156	360 948
2208300000	Whiskies	86 921	126 918	969 572	1 487 475
2208400000	Rum & Oth Spirit Obtained By	7 668	15 721	50 160	97 079
2208500000	Gin & Geneva	12 245	16 938	88 535	124 101
2208600000	Vodka	23 403	31 760	213 451	277 502
2208700000	Liqueurs & Cordials	11 055	11 715	84 457	96 095
2208909000	Other Spirituous Beverages	10 684	10 886	75 337	78 910
2209000000	Vinegar And Substitutes For Vinegarobtained From Acetic Acid	39 819	344 102	63 121	505 845
2301100000	FLOURS, Meals & Pellets, Of Meat / Meatoffal; Greaves	5 419 822	27 800 547	4 288 196	20 367 918
2301201000	FLOURS,Meal& Pellet,Of Fish W/ A Proteincontent Weight <60%/Crust&	554 000	6 300 165	498 070	5 739 763
2301202000	FLOURS,Meal& Pellet,Of Fish W/ A Proteincontent Weight >=60%/Crust	1 377 940	8 372 706	1 960 026	11 466 304
2301209000	Oth FLOURS,Meals& Pellets Unfit For Humanconsumpsion	2 685 101	15 413 066	2 835 841	16 114 459
2302100000	Bran, Sharps And Other Residues Of Maize(Corn)	117 319	709 955	107 648	616 071
2302300000	Bran, Sharps And Other Residues Of Wheat	818 953	2 036 669	282 583	775 292
2302500000	Bran, Sharps And Other Residues Ofleguminous Plants	616 200	2 107 850	199 823	705 023
2303101000	Residues Of Starch Manufacture Of Manioc(Cassava) Or Sago	0	21 000	0	47 250
2303109000	Other Residues Of Starch And Smilarresidues	30 094 534	141 609 810	26 296 385	117 745 814
2303300000	Brewing Or Distilling Dregs And Waste	18 892 148	103 917 342	6 530 068	34 515 338
2304001000	Defaltd Soya Been Flour, Fit For Humanconsumpsion	570 560	3 335 407	506 301	2 466 752
2304009000	Oil-Cake & Other Solid Residues, Fromextraction Of Soyabean Oil	465 872 704	1 775 664 849	283 426 682	1 059 307 568
2306300000	Oil-Cake And Other Solid Residues Ofsunflower Seeds	0	76 150	0	30 993
2306411000	Oil-Cake And Other Solid Residues Of Lowerucic Acid Rape Seeds	1 660 082	4 793 692	490 959	1 371 623
2306412000	Oil-Cake And Other Solid Residues Of Lowerucic Acid Colza Seeds	0	415 148	0	188 186
2306491000	Oil-Cake And Other Solid Residues Of Othrape Seeds	18 492 165	71 379 843	5 475 808	19 989 475
2306492000	Oil-Cake And Other Solid Residues Of Othcolza Seeds	164 950	738 330	49 320	203 175
2306500000	Oil-Cake And Other Solid Residues Ofcoconut/ Copra	130 000	704 500	8 762	47 344
2306901000	Oil-Cake And Other Solid Residues Ofmaize (Corn) Germ	2 676 256	8 312 892	2 147 268	6 890 898
2306909000	Other Oil-Cake And Other Solid Residues	2 051 500	9 434 420	393 712	1 902 189

I.3. IM POR M ENURUT KOM ODITI / IM PORT BY HS COM M ODITY

\*\*\* JUNI/ JUNE 2014 \*\*\*

H S	Uraian Komoditi Commodity Description	Berat Bersih / Net Weight (Kg)		Nilai / Value C.I.F (US\$)	
		Bulan ini Current Month	Kumulatif Cum.Jan. to date	Bulan ini Current Month	Kumulatif Cum.Jan. to date
2308000000	Vegetable Materials And Waste, Residues of A Kind Used In Animal Fe	52 971	217 533	19 415	176 376
2309101000	Dog Or Cat Food, Put Up For Retail Sale, Containing Meat	3 004 558	12 364 494	3 279 008	13 584 033
2309109000	Dog Or Cat Food, Put Up For Retail Sale, Not Containing Meat	1 031 207	4 829 791	1 599 538	7 163 071
2309901100	Complete Feed Of A Kind Suitable For Poultry	302 400	1 334 357	172 720	841 772
2309901200	Complete Feed Of A Kind Suitable For Swine	3 460 332	18 739 555	1 698 857	8 625 778
2309901300	Complete Feed Of A Kind Suitable For Prawns	42 525	786 433	142 974	1 183 725
2309901400	Complete Feed Of A Kind Suitable For Primates	0	42 922	0	44 988
2309901900	Other Complete Feed	256 402	960 501	294 382	1 096 759
2309902000	Premixes, Feed Supplements And Feed Additives For Animal	3 979 316	20 439 109	14 311 226	64 496 106
2309903000	Other Preparations Of A Kind Used In Animal Feeding, Containing Mea	25 998 281	141 570 488	17 938 136	89 367 107
2309909000	Other Preparations Of A Kind Used In Animal Feeding, Not Containing I	18 366 163	79 757 688	14 893 110	61 211 996
2401101000	Virginia Tobacco, Not Stemmed/ Stripped, Flue-Cured	656 072	8 375 253	2 529 008	44 865 675
2401104000	Burley Tobacco, Not Stemmed/ Stripped	0	1 466 531	0	6 322 376
2401105000	Oth Tobacco, Not Stemmed/ Stripped, Flue-Cured	238 900	1 290 679	1 196 686	6 500 268
2401109000	Oth Tobacco, Not Stemmed/ Stripped, Not Flue-Cured	2 191 598	12 682 496	16 402 064	72 007 338
2401201000	Virginia Tobacco, Partly Or Wholly Stemmed/ Stripped, Flue-Cured	2 105 837	10 873 655	11 296 242	62 940 611
2401202000	Virginia Tobacco, Partly Or Wholly Stemmed/ Stripped, Not Flue-Cured	22 000	225 571	46 431	1 623 603
2401203000	Oriental Tobacco, Partly Or Wholly Stemmed/ Stripped	2 743 035	5 505 989	16 557 155	39 410 396
2401204000	Burley Tobacco, Partly Or Wholly Stemmed/ Stripped	566 045	2 321 179	4 470 010	16 363 048
2401205000	Oth Tobacco, Partly Or Wholly Stemmed/ Stripped, Flue-Cured	4 340	36 410	524 971	4 574 770
2401209000	Oth Tobacco, Partly Or Wholly Stemmed/ Stripped, Not Flue-Cured	768 947	4 423 174	5 239 534	29 605 251
2401301000	Tobacco Stems	126 029	2 628 961	103 602	3 641 970
2401309000	Other Tobacco Refuse	102 972	1 054 792	85 367	1 182 683
2402100000	Cigars, Cheroots And Cigarillos, Containing Tobacco	13 156	48 436	163 799	662 727
2402202000	Clove Cigarettes	0	804	0	42 835
2402209000	Other Cigarettes Containing Tobacco	60 513	296 006	1 373 671	6 222 870
2402902000	Cigarettes Of Tobacco Substitutes	4 681	10 477	198 241	424 625
2403110000	Water Pipe Tobacco	0	0	0	0
2403191900	Not Ang Hoon, Packed For Retail Sale	0	94	0	4 128
2403192000	Oth Manufactured Tobacco For The Manufacture Of Cigarette	1 231 270	5 557 984	7 418 036	34 203 482
2403199000	Other Smoking Tobacco, Whether Or Not Containing Tobacco Substitu	12	125 889	37	1 258 500
2403919000	Homogenised Or Reconstituted Tobacco, Packed Not For Retail Sale	205 745	1 844 234	597 957	5 579 635
2403991000	Tobacco Extracts And Essences	0	751	0	5 319
2403999000	Oth Manufactures Tobacco & Manufactured Tobacco Substitutes	285 814	848 671	1 739 327	6 986 095
2501001000	Table Salt	203	606	21 711	23 574
2501002000	Rock Salt	2 449	7 982	12 657	42 557
2501009010	Oth Salt Cont. At Least 94.7% Sodium Chloride Calculated On A Dry Ba	156 163 500	1 161 063 277	7 248 197	53 203 077
2501009090	Other Salt And Sea Water	24 003	454 862	3 920	58 047
2502000000	Unroasted Iron Pyrites	0	96 000	0	37 340
2503000000	Sulphur Of All Kinds, Oth Than Sublimed, Precipitated And Colloidal Su	26 657 863	185 802 688	5 055 483	37 579 851
2504100000	Natural Graphite, In Powder Or In Flakes	147 695	6 573 118	184 632	2 348 956
2504900000	Natural Graphite, Not In Powder Nor In Flakes	78 330	376 743	175 736	647 974
2505100000	Silica Sands And Quartz Sands	2 987 898	29 860 125	482 208	3 873 736
2505900000	Other Natural Sands, Whether/ Not Colored Other Than Metal-Bearing	162 248	12 212 176	128 768	1 437 218
2506100000	Quartz	352 211	3 201 619	56 414	543 362
2506200000	Quartzite	455 599	1 794 625	87 135	385 435
2507000000	Kaolin And Other Kaolinic Clays, Whether Or Not Calcined	10 898 963	61 384 555	3 484 042	19 175 654
2508100000	Bentonite	24 998 401	222 995 748	3 511 460	21 916 800
2508300000	Fire-Clay	700 266	5 869 340	303 273	2 419 175
2508401000	Fuller'S Earth	1 055 907	8 789 711	259 343	2 265 706
2508409000	Other Clays	6 230 087	34 629 822	2 727 222	13 151 083
2508500000	Andalusite, Kyanite And Sillimanite	465 169	1 027 271	238 863	575 833
2508600000	Mullite	649 572	1 110 828	232 597	414 328
2508700000	Chamotte Or Dinas Earths	389 600	1 617 621	149 148	649 194
2509000000	Chalk	38 863	267 447	41 966	335 395
2510101000	Apatite, Underground	78 891	436 272	111 978	601 195
2510109000	Oth Natural Calcium Phosphates, Natural Aluminium Calcium Phospha	85 684 000	688 874 651	11 095 855	92 733 898
2510209000	Oth Natural Calcium Phosphates, Natural Aluminium Calcium Phospha	104 341	263 341	279 787	630 255
2511100000	Natural Barium Sulphate (Barytes)	705 762	50 493 220	405 123	10 321 290
2512000000	Siliceous Fossil Meals And Similar Siliceous Earths	409 360	2 291 534	324 359	1 548 579
2513100000	Pumice Stone	130	70 932	1 400	111 225
2513200000	Emery, Natural Corundum, Natural Garnet And Other Natural Abrasive	387 958	10 757 420	323 005	4 340 142
2514000000	Slate, Whether Or Not Roughly Trimmed Or Merely Cut	39 759	1 116 969	11 690	438 351
2515110000	Marble And Travertine, Crude Or Roughly Trimmed	1 135 600	3 911 527	176 846	643 286
2515121000	Marble And Travertine, Merely Cut Into Blocks	2 342 134	15 366 595	748 336	4 768 519
2515122000	Marble And Travertine, Merely Cut Into Slabs	3 349 287	17 923 103	1 521 520	8 226 714
2515200000	Ecaussine & Other Calcareous Monumental Or Building Stone; Alabast	21	40 761	106	2 550
2516110000	Granite, Crude Or Roughly Trimmed	0	1 538	0	4 100

**I.3. IMPOR MENURUT KOMODITI / IMPORT BY HS COMMODITY**  
**\*\*\* JUNI/ JUNE 2014 \*\*\***

H S	Uraian Komoditi Commodity Description	Berat Bersih / Net Weight (Kg)		Nilai / Value C.I.F (US\$)	
		Bulan ini Current Month	Kumulatif Cum.Jan. to date	Bulan ini Current Month	Kumulatif Cum.Jan. to date
2516121000	Granite, Merely Cut Into Blocks	1 188 370	6 007 659	137 361	1 222 691
2516122000	Granite, Merely Cut Into Slabs	1 011 981	6 401 892	312 937	2 271 121
2516201000	Sandstone, Crude Or Roughly Trimmed	0	60 000	0	19 710
2516202000	Sandstone, Merely Cut Into Blocks Or Slabs	0	53 308	0	44 949
2516900000	Other Monumental Or Building Stone	0	149 261	0	37 274
2517100000	Pebbles, Gravel, Broken/ Crushed Stonewhether Or Not Heat Treated	45 872 000	119 139 945	540 589	1 910 080
2517200000	Macadam Of Slag, Dross Or Smilar industrial Waste	0	17	0	661
2517300000	Tarred Macadam	0	420	0	813
2517410000	Granules, Chippings And Powder Of Marble	96 000	1 395 744	13 222	232 965
2517490000	Granules, Chippings & Powder Of Stonewhether Or Not Heat Treated	2 091 303	4 801 513	921 124	1 880 166
2518100000	Dolomite, Not Calcined Or Sintered	500 000	2 298 683	57 500	253 660
2518200000	Dolomite, Calcined Or Sintered	3 668 690	11 682 676	441 168	1 647 164
2518300000	Dolomite, Ramming Mix	100 957	412 957	26 766	92 592
2519100000	Natural Magnesium Carbonate (Magnesite)	51 016	1 418 885	21 259	498 764
2519901000	Fused Magnesia; Dead-Burned Magnesia	2 140 647	7 990 728	865 255	2 381 362
2519902000	Oth Magnesium Oxide, Whether Or Not Pure	4 778 105	23 381 741	1 904 628	9 541 192
2520100000	Gypsum, Anhydrite	139 919 465	1 015 466 725	4 884 775	34 113 935
2520201000	Plasters, Of A Kind Use Suitable For Use in Dentistry	26 107	97 352	7 789	55 466
2520209000	Other Plasters	4 056 647	13 710 532	522 555	2 459 190
2521000000	Limestone Flux; Limestone And Other calcareous Stone Of Lime Or Cer	100 710 785	213 475 676	2 283 862	5 034 537
2522100000	Quicklime	7 227 750	24 698 882	864 511	2 875 477
2522200000	Saked Lime	2 543 545	18 647 938	381 228	2 879 557
2522300000	Hydraulic Lime	80 000	311 538	14 472	75 637
2523101000	Cement Clinkers, For White Cement	0	38 502 166	0	2 037 175
2523109000	Other Cement Clinkers	214 120 000	1 082 273 867	11 535 216	56 332 850
2523291000	Portland Cement, Coloured Cement	43 549 000	260 268 200	3 080 430	17 534 016
2523299000	Other Portland Cements	0	45 720 000	0	2 397 319
2523300000	Aluminous Cement	24 000	393 451	60 450	402 528
2523900000	Other Hydraulic Cements	47 688 000	570 800 787	3 465 095	42 984 876
2524900000	Other Asbestos	12 334 000	59 597 725	7 300 141	36 913 001
2525100000	Crude Mica And Mica Rfited Into Sheets or Splittings	0	176	0	2 071
2525200000	Mica Powder	98 824	1 431 540	479 460	2 208 795
2526100000	Natural Steatite, Not Crushed, Not powdered	0	0	0	0
2526201000	Talc Powder, Crushed Or Powdered	8 139 326	43 649 756	1 997 476	12 251 473
2526209000	Oth Natural Steatite, Crushed/ Powdered	231 755	976 292	121 124	501 214
2528000000	Natural Borates And Concentrates; Natural boric Acid Containing < 85%	144 109	1 005 381	90 652	632 385
2529100000	Feldspar	27 328 503	191 209 648	2 188 446	14 429 008
2529210000	Fluorspar, Containing By Weight 97% Or less Of Calcium Fluoride	250 000	3 755 763	61 250	992 991
2529220000	Fluorspar, Containing By Weight More than 97% Of Calcium Fluoride	211 970	800 914	152 604	532 149
2529300000	Leucite; Nepheline & Nepheline Syenite	197 600	1 387 552	69 721	449 268
2530100000	Vermiculite, Perlite And Chlorites, Unexpanded	528 080	2 194 254	265 079	827 927
2530201000	Kieserite	11 381 435	98 391 351	2 047 110	17 359 862
2530202000	Epsomite	0	5	0	550
2530901000	Zirconium Silicates Of A Kind Used As opacifiers	248 684	1 341 172	296 112	1 666 986
2530909000	Other Mineral Substances Not Elsewhere specified Or Included	1 929 700	15 733 798	376 438	3 344 264
2601110000	Iron Ores And Concentrates, Other Than roasted Iron Pyrites : Non Agg	227 869 000	1 191 905 375	21 885 026	140 577 698
2601120000	Iron Ores And Concentrates, Other Than roasted Iron Pyrites : Agglomer	19	52 709 019	77	9 568 863
2601200000	Roasted Iron Pyrites	5 781	1 606 781	481	491 232
2602000000	Manganese Ores & Concentrates, Including ferruginous Manganese, M	11 978 856	31 799 867	1 962 601	4 379 253
2603000000	Copper Ores And Concentrates	102	10 149 719	3 276	19 998 774
2606000000	Aluminium Ores And Concentrates	40 500	221 311	28 363	153 727
2607000000	Lead Ores And Concentrates	0	25 618	0	46 584
2608000000	Zinc Ores And Concentrates	446	2 281	7 105	39 425
2609000000	Tin Ores And Concentrates	3 742	700 514	19 475	1 669 845
2610000000	Chromium Ores And Concentrates	265 000	2 349 940	109 280	927 370
2611000000	Tungsten Ores And Concentrates	102	2 497	8 270	190 497
2613100000	Molybdenum Ores And Concentrates, Roasted	0	7	0	4 560
2614001000	Titanium Ores And Concentrates, Ilmenite ores And Concentrates	0	33 068	0	36 388
2614009000	Titanium Ores And Concentrates, Other than Ilmenite Ores & Concent	280 000	2 770 021	269 326	2 926 617
2615100000	Zirconium Ores And Concentrates	686 945	3 937 082	836 625	5 372 434
2615900000	Niobium, Tantalum Or Vanadium Ores And concentrates	48 233	155 987	91 225	357 600
2616900000	Precious Metal Ores Other Than Silver ores And Concentrates	554	788	13 934	17 443
2617100000	Antimony Ores And Concentrates	2 940	34 527	27 601	220 586
2617900000	Other Ores And Concentrates.	875	165 458	2 760	86 276
2618000000	Granulated Slag (Slag Sand) From The manufacture Of Iron Or Steel	0	38	0	448
2620400000	Slag, Ash & Residues Containing Mainly aluminium	0	318	0	1 296
2620991000	Slag & Hardhead Of Tin	72	72	153	153
2620999000	Other Slag, Ash & Residues, Containing metals, Arsenic, Or Their Comp	0	201	0	1 285

I.3. IM POR M ENURUT KOM ODITI / IM PORT BY HS COM M ODITY

\*\*\* JUNI/ JUNE 2014 \*\*\*

H S	Uraian Komoditi Commodity Description	Berat Bersih / Net Weight (Kg)		Nilai / Value C.I.F (US\$)	
		Bulan ini Current Month	Kumulatif Cum..Jan. to date	Bulan ini Current Month	Kumulatif Cum..Jan. to date
2701110000	Anthracite	18 915 423	49 635 670	2 452 153	7 780 175
2701121000	Bituminous Coal: Coking Coal	108 288 967	792 066 967	15 294 235	112 933 820
2701129000	Bituminous Coal: Not Coking Coal	0	30 906 877	0	5 121 923
2701190000	Other Coal,Whether Or Not Pulverisedbut Not Agglomerated	24 625	55 744 541	4 300	8 817 372
2701200000	Briquettes,Ovoids & Similar Solidfuels Manufactured From Coal	204 666	1 398 149	51 168	348 868
2702100000	Lignite, Whether Or Not Pulverised,But Not Agglomerated	3 892	85 398	13 079	90 834
2702200000	Agglomerated Lignite	0	55 160	0	129 839
2703001000	Peat, Whether Or Not Compressed Intobales, But Not Agglomerated	48 000	216 006	10 328	45 800
2704001000	Coke & Semi-Coke Of Coal	25 640 695	93 393 046	5 973 284	25 426 891
2704003000	Retort Carbon	246 298	2 751 098	91 203	832 972
2705000000	Coal Gas, Water Gas, Producer Gas Andsimilar Gases Oth Than Petrol	0	4 588	0	13 217
2706000000	Tar Distilled From Coal,From Lignite Orfrom Peat & Other Mineral Tar	90 000	27 555 350	61 942	16 182 414
2707200000	Toluol (Toluene)	2 061	10 520	1 821	56 998
2707300000	Xylol (Xylenes)	18 538	62 847	32 163	117 885
2707400000	Napthalene	109 547	1 077 493	167 637	1 544 994
2707500000	Oth Aromatic Hydrocarbon Mix.Of >= 65%By Vol ,Distils At 250.C, Asti	1 861 899	10 116 797	2 456 619	12 987 607
2707910000	Creosote Oils	301 840	625 703	214 731	464 572
2707991000	Carbon Black Feedstock	0	5 024	0	13 692
2707999000	Other Products Of The Distilled Of Hightemperature Coal Tar	2 022 834	13 654 555	2 408 093	14 358 016
2708100000	Pitch	139 795	12 337 670	84 612	8 230 910
2709001000	Crude Petroleum Oil	1 384 556 538	8 190 767 760	1 160 912 412	6 912 593 844
2709009000	Other Petroleum Oil, Crude	16 320	59 848	20 857	76 717
2710121100	Motor Spirit, Of Ron 97 And Above,Leaded	593	890 185	4 135	14 024
2710121200	Motor Spirit, Of Ron 97 And Above,Unleaded	9 578	9 578	41 137	41 137
2710121400	Motor Spirit, Of Ron 90 And Above, Butbelow Ron 97, Unleaded	60 769 028	420 770 730	65 033 143	457 587 402
2710121600	Other Motor Spirit, Unleaded	1 023 253 028	6 471 235 280	1 049 059 203	6 811 239 727
2710122000	Aviation Spirit, Not Of A Kind Used Asjet Fuel	110 760	1 409 973	263 822	3 065 286
2710124000	White Spirit	309 561	5 213 355	358 853	5 957 965
2710125000	Low Aromatic Solvents Containing Byweight <= 1 % Aromatic Content	2 831 880	15 229 902	3 998 472	22 772 367
2710126000	Other Solvent Spirits	0	3 178	0	20 187
2710127000	Naphta, Reformate And Oth Preparationsof A Kind Used For Bleding	123 121 027	658 328 435	119 703 832	637 294 164
2710128000	Other Alfa Olefins	12 539	64 564	42 623	158 782
2710129000	Other Petroleum Oil, Light Oil & Otherthan Crude	1 233 770	7 178 242	1 611 164	9 857 400
2710192000	Topped Crudes	504 174	5 513 658	682 957	8 346 274
2710193000	Carbon Black Feedstock	1 603	49 341 478	23 369	27 583 211
2710194100	Lubricating Oil Basestock	16 248 465	101 990 001	18 813 689	118 370 694
2710194200	Lubricating Oils For Aircraft Engines	478 850	2 458 347	917 319	4 769 395
2710194300	Other Lubricating Oils	10 485 534	60 099 801	21 695 742	127 341 584
2710194400	Lubricating Greases	1 199 936	6 390 309	4 155 491	19 875 283
2710195000	Hydraulic Brake Fluid	17 277	41 382	32 127	91 456
2710196000	Transformer And Circuit Breakers Oils	2 019 402	10 101 983	3 210 307	15 064 784
2710197100	Automotive Diesel Fuel	600 601 507	3 600 615 517	534 505 671	3 241 701 032
2710197200	Other Diesel Fuel	110 031 016	1 138 551 300	102 142 465	1 042 763 237
2710197900	Other Fuel Oils	34 505 404	191 533 994	22 066 291	122 029 746
2710198100	Aviation Turbine Fuel (Jet Fuel) Havinga Flash Point Of 23-COr More	1	4 243	170	1 250
2710198200	Aviation Turbine Fuel (Jet Fuel) Havinga Flash Point Of Less Than 23-C	13 537 136	255 954 305	14 553 926	282 180 231
2710198910	Normal Paraffin	9 277 017	67 177 429	11 467 983	84 373 306
2710198990	Other Medium Oils And Preparations	376 665	4 500 615	634 101	2 437 200
2710199000	Other Of Diesel Fuel, Fuel Oils	4 736 460	23 900 981	7 511 129	38 193 051
2710200000	Petroleum Oils And Obtained Frombituminous Minerals(Oth Then Cru	1 085	3 045	4 750	13 010
2710910000	Waste Oil, Containing Pcb's, Pct's Or Pbbs	732	732	15 181	15 181
2710990000	Other Waste Oils	0	13 601	0	21 374
2711120000	Liquid Propane	104 603 552	780 393 925	90 989 070	730 859 446
2711130000	Liquid Butanes	124 937 556	863 482 058	108 608 812	815 801 546
2711141000	Liquid Ethylene	65 110	244 199	146 485	522 350
2711149000	Liquid Propylene, Butylene & Butadiene	2 146	21 989	169 272	218 671
2711190000	Other Liquid Petroleum Gas	0	5 010 226	0	5 526 429
2711219000	Natural Gas In Gaseous State Not Kindused As A Motor Fuel	0	52	0	379
2711290000	Oth Natural Gas In Gaseous State	722	10 200	9 005	143 483
2712100000	Petroleum Jelly	326 273	1 753 441	656 565	3 799 889
2712200000	Paraffin Wax Containing By Weight < 0.75% Of Oil	940 740	5 055 374	1 092 171	6 450 094
2712901000	Other Paraffin Wax Containing By Weight>= 0.75% Of Oil	960 922	5 950 254	1 387 465	8 771 045
2712909000	Microcrystalline Petroleum Wax, Sackwax, Ozokerite, Lignite Wax, Pe	228 383	1 375 630	760 663	4 641 578
2713110000	Petroleum Coke, Not Calcined	18 800	22 462 490	7 990	10 476 120
2713120000	Petroleum Coke, Calcined	293 017	21 564 668	536 664	10 858 462
2713200000	Petroleum Bitumen	73 554 020	326 600 111	43 344 080	197 345 878
2714100000	Bituminous Or Oil Shale And Tar Sands	0	19 054	0	8 924
2714900000	Asphalites And Asphaltic Rocks	1 583 042	14 333 295	1 024 349	8 536 308



I.3. IMPOR MENURUT KOMODITI / IMPORT BY HS COMMODITY

\*\*\* JUNI/ JUNE 2014 \*\*\*

H S	Uraian Komoditi Commodity Description	Berat Bersih / Net Weight (Kg)		Nilai / Value C.I.F (US\$)	
		Bulan ini Current Month	Kumulatif Cum.Jan. to date	Bulan ini Current Month	Kumulatif Cum.Jan. to date
2715000000	Bituminous Mix. Based On Natural Asphalt On Natural Bitumen, On Pt	3 627 879	4 607 224	2 984 553	4 643 208
2716000000	Electrical Energy	836	3 362	50 940	144 259
2801100000	Chlorine	87 930	1 133 180	41 338	580 652
2801200000	Iodine	544	22 488	45 457	427 446
2801300000	Fluorine; Bromine	7 455	26 487	175 710	822 313
2802000000	Sulphur, Sublimed Or Precipitated, Colloidal Sulphur	52 176 249	114 768 516	11 265 317	25 470 368
2803002000	Acetylene Black	402 426	2 556 505	1 129 434	6 694 224
2803004010	Rubber Grade Of Other Carbon Black	15 693 307	77 949 315	16 408 926	84 064 017
2803004090	Other Rubber Grade Of Other Carbon Black	335 176	1 865 845	461 503	2 486 873
2803009000	Other Acetylene Black Of Other Carbon	4 278 754	22 500 484	5 698 646	30 837 386
2804100000	Hydrogen	198 419	975 855	66 974	337 643
2804210000	Argon	584 068	4 303 052	507 215	3 798 392
2804290000	Other Rare Gases	62 685	811 378	222 574	1 897 053
2804300000	Nitrogen	545 529	4 928 414	107 630	1 212 163
2804400000	Oxygen	362 670	4 107 646	65 136	1 015 703
2804500000	Boron; Tellurium	1 521	17 863	19 226	37 221
2804610000	Silicon, Containing By Weight >= 99.99%	8 792	76 942	1 386 269	9 528 359
2804690000	Silicon, Containing By Weight < 99.99%	1 905 809	7 566 661	4 285 819	16 679 138
2804700000	Phosphorus	13 241	112 983	435 296	1 681 183
2804800000	Arsenic	24 000	58 000	26 400	78 284
2804900000	Selenium	604	29 890	33 945	692 492
2805110000	Sodium	151 739	695 590	235 883	1 061 905
2805120000	Calcium	35 212	184 488	201 290	771 167
2805190000	Other Alkali Or Alkaline-Earth Metals	82 104	736 700	1 176 911	7 111 639
2805300000	Rare-Earth Metals, Scandium & Yttrium whether Or Not Intermixed Or	814	5 246	9 500	40 067
2805400000	Mercury	94	509	9 580	67 070
2806100000	Hydrogen Chloride (Hydrochloric Acid)	204 653	5 296 143	73 860	1 101 098
2806200000	Chlorosulphuric Acid	29	35	269	372
2807000000	Sulphuric Acid; Oleum.	29 638 008	263 601 900	934 397	7 533 353
2808000000	Nitric Acid; Sulphonic Acids	1 652 831	8 302 251	815 715	3 683 036
2809100000	Diphosphorus Pentaoxide	1 139	41 201	5 520	50 969
2809203100	Hypophosphoric Acids, Food Grade	264 846	2 036 736	255 673	1 958 139
2809203900	Phosphoric Acids, Hypophosphoric Acids, Except Hypophosphoric Acids; Fo	1 676 502	13 770 850	1 532 218	12 506 744
2809209100	Hypophosphoric Acids, Not Food Grade	3 795	245 240	14 627	318 628
2809209900	Phosphoric Acids, Hypophosphoric Acids, Except Hypophosphoric Acids; Nc	12 768 809	103 957 925	9 747 144	73 390 838
2810000000	Oxide Of Boron; Boric Acids	495 454	2 542 856	441 794	2 294 700
2811110000	Hydrogen Fluoride (Hydrofluoric Acid)	117 684	646 175	131 702	697 454
2811191000	Arsenic Acid	4 707	10 857	15 301	41 078
2811199010	Sulphamic Acid	414 867	3 241 215	272 209	1 890 610
2811199090	Other Inorganic Acids, Except Sulphamic Acid, Arsenic Acid And Hydrofl	2 018	58 877	12 433	296 731
2811210000	Carbon Dioxide	985 819	4 231 663	392 750	1 539 509
2811221000	Silica Powder	3 943 093	20 834 661	3 409 789	18 297 089
2811229000	Other Silicon Powder	1 297 823	7 142 663	1 578 509	7 665 921
2811291000	Diarsenic Pentaoxide	2	2	41	41
2811292000	Sulphur Dioxide	10	52 983	3 213	105 356
2811299000	Other Inorganic Oxygen Compounds Of Nonmetals	95 263	563 453	211 634	1 443 554
2812100000	Chlorides And Chloride Oxides	176 074	758 286	334 275	1 427 743
2812900000	Other Halides And Halide Oxides Of Non Metals	2 001	26 419	285 462	1 266 609
2813100000	Carbon Disulphide	808 234	6 659 222	677 518	5 546 390
2813900000	Other Sulphides Of Non-Metal	180	2 608	1 975	133 418
2814100000	Anhydrous Ammonia	6 009 641	40 659 850	3 294 444	21 804 655
2814200000	Ammonia In Aqueous Solution	3 572	43 369	22 818	139 466
2815110000	Sodium Hydroxide (Caustic Soda), Solid	2 744 243	15 473 247	1 342 232	7 742 287
2815120000	Sodium Hydroxide (Caustic Soda), In Aqueous Solution (Lye Or Liquid S	80 122	238 665	133 971	357 763
2815200000	Potassium Hydroxide (Caustic Potash)	2 073 297	9 561 340	2 080 086	9 837 817
2815300000	Peroxides Of Sodium Or Potassium	3 413	24 942	26 423	171 769
2816100000	Hydroxide And Peroxide Of Magnesium	476 147	841 961	413 351	1 295 681
2816400000	Oxides, Hydroxides & Peroxides, Of Strontium Or Barium	5 534	75 072	35 572	516 901
2817001000	Zinc Oxide	695 875	5 157 042	1 392 158	9 934 484
2817002000	Zinc Peroxide	155 264	252 462	335 701	611 355
2818100000	Artificial Corundum, Whether Or Not Chemically Defined	536 495	2 195 726	428 830	1 858 821
2818200000	Aluminium Oxide, Other Than Artificial Corundum	53 847 388	270 442 622	18 810 091	93 298 450
2818300000	Aluminium Hydroxide	6 508 479	87 025 948	2 140 574	24 928 397
2819100000	Chromium Trioxide	103 684	357 209	426 403	1 472 429
2819900000	Other Chromium Oxides And Hydroxides	57 142	238 370	240 820	1 197 681
2820100000	Manganese Dioxide	2 446 597	11 594 000	3 753 486	18 127 274
2820900000	Other Manganese Dioxide	327 212	1 109 106	327 601	1 110 506
2821100000	Iron Oxides And Hydroxides	724 732	4 931 426	1 077 069	8 005 532

I.3. IMPOR MENURUT KOMODITI / IMPORT BY HS COMMODITY

\*\*\* JUNI/ JUNE 2014 \*\*\*

H S	Uraian Komoditi Commodity Description	Berat Bersih / Net Weight (Kg)		Nilai / Value C.I.F (US\$)	
		Bulan ini Current Month	Kumulatif Cum.Jan. to date	Bulan ini Current Month	Kumulatif Cum.Jan. to date
2821200000	Earth Colors Containing >=70% By Weight of Combined Iron Evaluated	0	13 561	0	5 128
2822000000	Cobalt Oxides And Hydroxides, Commercialcobalt Oxides	18 851	124 303	186 733	1 824 659
2823000000	Titanium Oxides	601 562	3 714 423	1 947 234	11 667 600
2824100000	Lead Monoxide (Litharge, Massicot)	20 801	92 397	122 038	433 571
2824900000	Red Lead And Orange Lead	2 314	14 851	17 663	74 038
2825100000	Hydrazine, Hydroxylamine, And Theirinorganic Salt	144 567	520 242	570 985	1 963 369
2825200000	Lithium Oxide And Hydroxide	6 524	35 009	54 617	305 604
2825300000	Vanadium Oxides And Hydroxides	0	27 926	0	424 127
2825400000	Nickel Oxides And Hydroxides	1 300	126 207	21 262	1 480 338
2825500000	Copper Oxides And Hydroxides	56 614	447 069	381 119	2 881 974
2825600000	Germanium Oxides And Zirconium Dioxide	4 704	35 361	120 248	831 207
2825700000	Molybdenum Oxides And Hydroxides	1 245	12 565	9 435	250 935
2825800000	Antimony Oxides	55 982	434 232	378 165	3 460 633
2825900000	Other Peroxides	26 401	163 930	146 040	1 000 410
2826120000	Fluorides Of Aluminium	0	4 737	0	14 025
2826190000	Other Fluorides	49 943	348 368	76 952	461 899
2826300000	Sodium Hexafluoroaluminate(Synthetic Cryolite)	1	78 803	213	43 082
2826900000	Other Complex Fluorine Salt.	207 907	865 018	361 028	1 861 619
2827100000	Ammonium Chloride	12 085 401	14 481 677	1 205 672	1 731 350
2827201000	Calcium Chloride, Commercial Grades	352 989	4 963 166	111 131	1 334 525
2827209000	Calcium Chloride, Not Commercial Grades	335 727	2 934 312	96 738	1 117 814
2827310000	Other Chlorides Of Magnesium	167 751	871 722	60 420	635 356
2827320000	Other Chlorides Of Aluminium	1 172 799	10 238 100	468 636	4 082 697
2827350000	Other Chlorides Of Nickel	10 884	82 593	86 544	503 391
2827391000	Other Chlorides Of Barium Or Of Cobalt	10 655	116 219	184 060	297 198
2827392000	Other Chlorides Of Iron	55 663	258 403	58 365	251 893
2827399000	Other Chlorides	385 705	1 792 748	402 345	1 912 204
2827410000	Chloride Oxides & Chloride Hydroxides,Of Copper	344	35 725	3 878	291 038
2827490000	Other Chloride Oxides & Chloridehydroxides	328 201	2 122 040	298 307	1 788 264
2827510000	Bromides Of Sodium Or Of Potassium	21 013	358 318	77 996	1 004 347
2827590000	Other Bromides Of Sodium Or Of Potassium	36 485	306 205	41 986	478 083
2827600000	Iodides And Iodide Oxides	13 984	56 910	290 393	1 179 881
2828100000	Commercial Calcium Hypochlorite & Othercalcium Hypochlorites	275 681	1 141 281	295 005	1 133 040
2828901000	Sodium Hypochlorite	43 825	107 439	24 017	50 454
2828909000	Other Hypochlorite	105 093	786 709	120 939	856 747
2829110000	Chlorates Of Sodium	762 001	5 367 780	571 552	4 065 170
2829190000	Other Chlorates	502 000	1 681 800	538 160	2 130 666
2829901000	Sodium Perchlorite	182	26 761	4 306	44 608
2829909000	Other Perchlorites; Bromates Andperbromates; Iodates And Periodate	13 855	45 359	328 918	998 468
2830100000	Sodium Sulphides	337 500	3 597 752	190 844	1 989 628
2830901000	Cadmium Sulphide Or Zinc Sulphide	23 681	127 321	38 470	145 756
2830909000	Polysulphides, Whether Or Not Chemically Defined	6 660	66 839	52 837	290 277
2831100000	Dithionites And Sulphoxylates Of Sodium	956 320	4 401 734	1 343 102	6 434 665
2831900000	Other Dithionites And Sulphoxylates	500	140 938	625	308 056
2832100000	Sodium Sulphites	1 714 029	9 400 823	766 094	4 130 956
2832200000	Other Sulphites	28 245	261 031	17 060	158 519
2832300000	Thiosulphates	51 503	316 919	34 055	188 400
2833110000	Disodium Sulphate	38 343 362	124 978 106	4 589 592	15 273 176
2833190000	Other Sodium Sulphates	13 098	337 890	50 250	413 099
2833210000	Magnesium Sulphate	3 421 382	37 361 105	569 762	5 689 690
2833221000	Aluminium Sulphate :Commercial Grade	20 014	40 014	29 686	59 286
2833229000	Aluminium Sulphate: Not Commercial Grade	19 662	79 900	21 465	73 558
2833240000	Nickel Sulphate	40 373	338 303	292 021	1 763 344
2833250000	Copper Sulphate	1 733 374	8 938 112	3 527 473	18 713 028
2833270000	Barium Sulphate	210 168	1 134 964	215 040	1 054 175
2833292000	Tribasic Lead Sulphate	108 517	441 708	136 501	746 615
2833293000	Other Sulfat Of Chromium	582 100	3 075 280	395 342	1 763 619
2833299000	Other Sulfat	888 662	5 016 294	577 888	2 792 361
2833300000	Alums	21 031	83 738	11 915	48 656
2833400000	Peroxosulphates (Persulphates)	212 080	1 001 435	267 949	1 288 662
2834100000	Nitrites	203 331	1 289 591	91 649	646 966
2834210000	Potassium Nitrates	130 770	1 001 190	109 186	880 516
2834291000	Nitrates Of Bismuth	5 155	41 282	32 505	129 959
2834299000	Other Nitrates	163 432	1 477 163	333 084	2 001 686
2835100000	Phosphinates (Hypophosphites)And Phosphonates (Phosphites)	108 151	544 376	395 338	1 874 364
2835220000	Phosphates Of Mono- Or Disodium	237 738	827 718	232 012	895 932
2835240000	Phosphates Of Potassium	618 639	2 690 622	1 170 784	5 050 279
2835251000	Calcium Hydrogenothphosphate ("Dicalciumphosphate"); Feed Grade	5 114 885	27 960 398	2 326 570	12 245 886

**I.3. IMPOR MENURUT KOMODITI / IMPORT BY HS COMMODITY**  
**\*\*\* JUNI/ JUNE 2014 \*\*\***

H S	Uraian Komoditi Commodity Description	Berat Bersih / Net Weight (Kg)		Nilai / Value C.I.F (US\$)	
		Bulan ini Current Month	Kumulatif Cum.Jan. to date	Bulan ini Current Month	Kumulatif Cum.Jan. to date
2835259000	Calcium Hydrogenorthphosphate ("Dicalciumphosphate"); Unfeed Gra	74 049	584 127	62 575	974 002
2835260000	Other Phosphates Of Calcium	2 500 956	11 976 812	1 414 011	7 050 793
2835291000	Other Phosphates Of Trinatrium	136 363	948 223	68 017	407 102
2835299000	Other Phosphates	111 936	620 563	243 729	1 224 904
2835311000	Sodium Triphosphate(Sodium Tripolyphosphate); Food Grade	330 514	1 472 858	423 756	1 888 472
2835319000	Sodium Triphosphate(Sodium Tripolyphosphate); Unfood Grade	84 532	1 547 753	84 020	1 717 289
2835391000	Tetranatrium Pirofosfat	173 779	703 327	346 502	1 350 711
2835399000	Other Polyphosphates	647 276	3 607 684	1 266 710	6 931 479
2836200000	Disodium Carbonate	89 160 581	458 620 654	21 354 283	108 435 597
2836300000	Sodium Hydrogencarbonate(Sodium Bicar Bonate)	7 387 478	44 036 228	2 100 867	12 628 150
2836400000	Potassium Carbonates	1 613 097	6 052 290	1 723 224	6 422 265
2836500010	Calcium Carbonate; Food Orpharmaceutical Grade	704 477	3 566 668	402 825	2 317 778
2836500090	Calcium Carbonate; Not Food Orpharmaceutical Grade	5 578 229	29 494 599	2 061 140	11 429 527
2836600000	Barium Carbonate	402 666	1 971 766	323 053	1 914 454
2836910000	Lithium Carbonates	31 744	64 939	37 271	187 767
2836920000	Strontium Carbonate	158 000	741 214	133 100	627 002
2836991000	Commercial Ammonium Carbonate	461 050	2 365 008	140 025	725 465
2836992000	Lead Carbonates	0	43	0	742
2836999000	Other Calcium Carbonate	444 935	3 123 662	578 636	3 946 022
2837110000	Cyanides And Cyanide Oxides, Of Sodium	519 000	3 472 980	1 342 950	9 830 900
2837190000	Other Cyanides And Cyanide Oxides	42	26 814	494	230 623
2837200000	Complex Cyanides	0	7	0	11 678
2839110000	Sodium Metasilicates	344 602	2 568 633	205 291	1 151 829
2839191000	Sodium Silicates	3 287 011	26 987 331	997 278	7 701 933
2839199000	Other Silicates Of Sodium; Commerialalkali Metal Silicates	802 904	12 120 118	526 247	5 344 827
2839900000	Other Silicates; Commerial Alkali Metasilicates	174 929	3 668 811	484 957	4 488 774
2840110000	Anhydrous; Disodium Tetraborate(Refined Borax)	471	61 139	2 193	62 749
2840190000	Other Disodium Tetraborate(Refined Borax)	3 586 400	34 832 745	1 967 336	19 360 419
2840200000	Other Borates	58 150	310 327	155 688	704 769
2840300000	Peroxoborates (Perborates)	576	20 149	12 637	42 670
2841300000	Sodium Dichromate	62 471	251 994	81 827	367 306
2841500000	Other Chromates And Dichromates,Peroxochromates	2 519	17 487	16 265	102 543
2841610000	Potassium Permanganate	0	147 864	0	382 496
2841690000	Other Manganit, Manganat	11 993	19 111	63 403	101 244
2841700000	Molybdates	3 875	33 114	43 203	332 413
2841800000	Tungstates (Wolframates)	360	11 086	2 920	70 074
2841900000	Oth Salts Of Oxometallic Orperoxometallic Acids	98 179	706 596	256 528	1 054 831
2842100000	Double/Complex Silicates,Includ Aluminosilicates W.Or Not Chemical	1 899 867	12 660 477	1 074 537	7 143 088
2842901000	Sodium Arsenite	1 558	4 778	27 063	151 674
2842902000	Copper And/Or Chromium Salts	1 170	2 546	5 360	12 719
2842903000	Oth Fulminates, CyanatesAndthiocyanates	531	1 350	11 334	15 508
2842909000	Oth Salts Of Inorganic Acids/ Peroxoacidiincl Aluminosilicates , Oth Th:	161 866	715 526	616 990	2 119 067
2843100000	Colloidal Precious Metals	2 632	18 949	251 597	1 569 151
2843210000	Silver Nitrate	273	16 232	87 518	345 053
2843290000	Other Silver Compounds	1 445	5 697	223 642	1 332 733
2843300000	Gold Compounds	1 141	2 274	379 538	1 548 310
2843900000	Other Amalgams And Other Compoundcolloidal Precious Metals	257	3 280	44 592	343 920
2844209000	Ceramics Products & Mixtures Containinguranium Enriched In U235, f	0	66	0	138
2844401100	Radium And Its Salts	24	208	6 008	56 467
2844401900	Other Radioactive Elements & Isotopes & Compounds, Radioactive Re:	1 219	6 853	113 755	694 505
2844409000	Ceramic Products & Mixtures Containingisotop Or Compound,Radioac	2 512	8 879	284 931	3 445 916
2845100000	Heavy Water (Deuterium Oxide)	0	236	0	1 520
2845900000	Other Isotops Other Than Thoseheading 28.44	0	2 580	0	8 536
2846100000	Cerium Compounds	6 100	28 135	57 881	334 695
2846900000	Other Compounds, Inorganic Or Organic Of Rare-Earth Metal	392	76 432	7 192	490 052
2847001000	Liquid Hydrogen Peroxide,Whether Or Notsolidified With Urea	1 576 482	8 121 381	684 122	3 536 344
2847009000	Other Hydrogen Peroxide, Whether Or Notsolidified With Urea Other	66 968	249 221	52 913	232 644
2848000000	Phosphides, Whether Or Not Chemicallydefined Excluding Ferrophosf	0	25 000	0	98 000
2849100000	Carbides, Whether Or Not Chemicallydefined Of Calcium	857 273	5 106 549	499 126	2 981 170
2849200000	Carbides, Whether Or Not Chemicallydefined Of Silicon	149 564	842 530	237 159	1 237 065
2849900000	Carbides, Whether Or Not Chemicallydefined Of Other Material	195 908	1 256 122	191 846	1 236 785
2850000000	Hydrides, Nitrides, Azides, Slicides And Borides, Oth Then Compound	21 851	63 897	61 378	172 074
2852101000	Mercury Sulphate Whether Chemicallydefined	0	312	0	21 064
2852109000	Inorganic Or Organic Compoundsof Mercury Chemically Defined	15	277	2 908	45 895
2852901000	Mercury Tannates, Not Chemically Defined	110	215	1 305	2 816
2852909000	Inorganic Or Organic Compoundsof Mercury Not Chemically Defined	94	6 752	3 256	53 047
2853000000	Other Inorganic Componds(Incl Distil/ Conductivity Water Of Smi	14 656	64 784	5 384	55 017
2901100000	Saturated Acyclic Hydrocarbons.	157 383	4 742 631	343 414	7 146 965

I.3. IMPOR MENURUT KOMODITI / IMPORT BY HS COMMODITY

\*\*\* JUNI/ JUNE 2014 \*\*\*

HS	Uraian Komoditi Commodity Description	Berat Bersih / Net Weight (Kg)		Nilai / Value C.I.F (US\$)	
		Bulan ini Current Month	Kumulatif Cum..Jan. to date	Bulan ini Current Month	Kumulatif Cum..Jan. to date
2901210000	Ethylene	86 225 486	313 474 728	117 176 614	445 315 075
2901220000	Propene (Propylene)	17 836 204	138 387 064	23 248 347	191 342 316
2901230000	Butene (Butylene) And Isomers Thereof	1 812 320	16 240 764	2 613 314	24 108 698
2901240000	Buta-1, 3-Diene And Isoprene	2 041 515	6 485 568	2 416 643	8 925 474
2901291000	Acetylene	35 282	88 372	95 624	129 615
2901299010	Linier Alpha Olefin	96 050	3 314 063	85 755	4 275 468
2901299090	Other Acyclic Hydrocarbons	5 000	75 117	100 487	413 045
2902110000	Cyclohexane	49 672	162 565	92 775	308 158
2902190000	Other Cyclanes	288 641	1 408 656	611 666	3 082 299
2902200000	Benzene	15 918 858	83 786 068	21 081 909	110 601 428
2902300000	Toluene	9 434 170	58 895 467	10 528 379	68 363 022
2902410000	O-Xylene	863	11 860 217	6 926	16 125 075
2902420000	M-Xylene	5	5	252	252
2902430000	P-Xylene	63 441 152	446 504 138	80 013 467	579 993 140
2902440000	Mixed Xylene Isomers	4 486 625	25 794 675	4 889 430	30 006 829
2902500000	Styrene	325 394	2 422 814	549 393	4 161 283
2902600000	Ethylbenzene	3	161	42	1 165
2902700000	Cumene	0	748 988	0	1 321 784
2902901000	Dodecylbenzene	2	171 464	259	375 725
2902902000	Alkylbenzenes	17 291	111 945	37 181	322 142
2902909000	Other Cyclic Hydrocarbons.	444 394	5 742 051	815 729	7 312 201
2903111000	Methyl Chloride	103 689	443 846	115 287	543 465
2903120000	Dichloromethane (Methylene Chloride)	882 972	6 237 626	549 729	3 706 081
2903130000	Chloroform (Trichloromethane)	2 311	16 064	33 883	125 949
2903150000	Ethylene Dichloride (Iso)1,2-Dichloroethane	261	1 396	3 821	21 323
2903191000	1,2-Dichloroethane (Ethylene Dichloride) And Dichlorobutates	0	949	0	5 317
2903199000	Other Saturated Chlorinated Derivatives of Acyclic Hydrocarbons	4 075	119 463	40 397	260 908
2903210000	Vinyl Chloride (Chloroethylene)	9 445 899	45 700 362	9 033 866	43 633 655
2903220000	Trichloroethylene	240 228	823 519	253 295	862 379
2903230000	Tetrachloroethylene (Perchloroethylene)	123 618	658 436	134 221	833 690
2903290000	Other Unsaturated Chlorinated derivatives of Acyclic Hydrocarbons	73 790	338 180	270 177	1 261 745
2903310000	Ethylene Dibromide (Iso)(1,2-Dibromoethane)	3 149	3 149	11 655	11 655
2903391000	Methyl Bromide	1	94 635	21	532 396
2903399000	Other Fluorinated, Brominated/ Iodinated derivative of Acyclic Hydrocarbons	105 397	535 489	212 022	1 507 661
2903710000	Chlorodifluoromethane	237 984	1 078 512	587 588	2 500 342
2903720000	Diclorotrifluoroethanes	10 486	93 237	9 833	545 565
2903730000	Diclorodifluoroethanes	180 000	498 832	385 500	1 040 342
2903740000	Chlorodifluoroethanes	21 922	119 222	134 100	459 600
2903750000	Dicloropentafluoropropanes	6 713	31 782	218 374	546 601
2903770000	Other, Perhalogenated Only With Fluorine And Chlorine	0	36 386	0	40 902
2903780000	Other Perhalogenated Derivatives	0	31 511	0	31 039
2903790000	Other Halogenated Derivatives of Acyclic hydrocarbons Cont. Two/Mor	0	2	0	110
2903810000	1, 2, 3, 4, 5, 6-Hexachlorocyclohexane (Hch (Iso)), Incl. Lindane (Iso, In	0	342	0	1 217
2903890000	Other Halogenated Derivatives of Cycloaliphatic/ Cycloolefinic/ Cycloolefinic Hy	0	3 000	0	10 030
2903910000	Chlorobenzene, O-Dichlorobenzene And p-Dichlorobenzene	385 746	2 118 340	642 364	3 519 599
2903990000	Other Halogenated Derivatives of Aromatic hydrocarbons	55 762	310 488	168 270	758 073
2904100000	Derivatives Containing Only Sulphogroups Their Salts And Ethyl Esters	605 795	2 949 382	1 107 511	5 658 651
2904209000	Other Derivatives Containing Only Nitro Or Only Nitroso Groups	27	16 202	404	29 307
2904900000	Other Sulphonated, Nitrated Or Nitrosated derivatives of Hydrocarbon,	63 176	380 657	202 156	933 515
2905110000	Methanol (Methyl Alcohol)	29 159 849	350 571 308	11 747 245	106 921 585
2905120000	Propan-1-Ol (Propyl Alcohol) & Propan-2- Ol (Isopropyl Alcohol)	3 656 662	12 211 514	5 157 666	16 791 702
2905130000	Butan-1-Ol (N-Butyl Alcohol)	1 537 423	16 738 218	1 957 179	21 543 072
2905140000	Other Butanols	14 969	3 038 545	109 098	3 890 631
2905160000	Octanol (Octyl Alcohol) And Isomers thereof	3 156 529	17 675 072	4 777 741	26 616 064
2905170000	Dodecan-1-Ol (Lauryl Alcohol), Hexadecan-1-Ol, And Octadecan-1-Ol	25 156	315 398	52 980	844 570
2905190000	Other Saturated Monohydric Alcohols	524 760	3 033 534	936 860	5 334 897
2905220000	Acyclic Terpene Alcohols	124 323	887 520	928 330	6 569 740
2905290000	Other Unsaturated Monohydric Alcohols	28 576	97 308	170 943	873 633
2905310000	Ethylene Glycol (Ethanediol)	36 363 655	230 137 952	37 372 720	248 288 952
2905320000	Propylene Glycol (Propane-1, 2- Diol)	2 969 139	18 216 370	5 030 840	31 164 435
2905390000	Other Diols	273 314	1 953 268	858 400	5 646 011
2905410000	2-Ethyl-2-(Hydroxymethyl) Propane-1,3-(Trimethylolpropane)	53 247	228 201	115 743	518 487
2905420000	Pentaerythritol	508 598	2 595 326	907 054	4 405 511
2905430000	Mannitol	36 489	155 937	167 892	770 152
2905440000	D-Glucitol (Sorbitol)	176 581	1 452 946	220 846	1 168 350
2905450000	Glycerol	283 188	1 125 293	384 194	1 614 178
2905490000	Other Polyhydric Alcohols	36 213	388 715	174 500	1 551 404
2905590000	Other Halogenated, Sulphonated, Nitrated derivatives of Acyclic Alcohol	23 645	130 926	127 218	672 838

I.3. IMPOR MENURUT KOMODITI / IMPORT BY HS COMMODITY

\*\*\* JUNI/ JUNE 2014 \*\*\*

H S	Uraian Komoditi Commodity Description	Berat Bersih / Net Weight (Kg)		Nilai / Value C.I.F (US\$)	
		Bulan ini Current Month	Kumulatif Cum.Jan. to date	Bulan ini Current Month	Kumulatif Cum.Jan. to date
2906110000	Menthol	102 737	692 749	2 452 951	16 787 155
2906120000	Cyclohexanol, Methylcyclohexanols Anddimethylcyclohexanols	3	1 856	68	13 887
2906130000	Sterols And Inositols	28 267	159 921	537 119	2 883 357
2906190000	Other Cyclanic, Cyclenic/ Cyclooterpenic	39 274	286 327	584 041	4 555 802
2906210000	Benzyl Alcohol	48 917	271 245	141 375	771 429
2906290000	Other Aromatic	67 490	378 969	579 221	2 895 400
2907110000	Phenol (Hydroxybenzene) And Its Salts	620 802	9 000 322	988 697	13 964 586
2907120000	Cresols And Their Salts	65 878	414 352	178 517	1 176 049
2907130000	Octylphenol, Nonylphenol And Theirisomers, Salts Thereof	14 948	1 134 385	46 437	2 344 217
2907150000	Naphthols And Their Salts	43 494	119 158	122 772	351 799
2907190000	Other Monophenols	136 333	570 955	417 465	2 025 463
2907210000	Resorcinol And Its Salts	49 292	238 595	269 511	1 298 087
2907220000	Hydroquinone (Quinol) And Its Salts	19 470	232 122	123 646	1 917 664
2907230000	4,4-Isopropylidenediphenol (Bisphenol A, Diphenylolpropane) And Its	51 216	264 215	78 877	485 001
2907291000	Phenol-Alcohols	4 175	20 562	17 677	119 762
2907299000	Other Polyphenols; Phenol-Alcohols	26 848	305 305	184 740	1 249 383
2908110000	Pentachlorophenol (Iso)	0	41	0	919
2908190000	Oth Derivatives Containing Only Halogensubtituents And Their Salts	46 518	170 856	348 008	1 270 619
2908910000	Dinoseb (Iso) And Its Salts	20 000	119 416	82 000	477 590
2908920000	4,6-Dinitro-O-Cresol (Dnoc (Iso) And Its Salts	0	17 948	0	95 122
2908990000	Oth Halogenated, Sulphonated, Nitratedor Nitrosated Deriv. Of Phenc	667	43 338	7 716	536 229
2909110000	Diethyl Ether	0	13 709	0	49 475
2909190000	Oth Acyclic Ethers And Their Halogenated, Sulphonated, Nitrated Or N	23 281	149 091	66 491	480 154
2909200000	Cyclanic, Cyclenic Or Cyclooterpenicethers & Their Halogenated,Sulphc	5 884	30 699	87 506	372 184
2909300000	Aromatic Ethers & Their Halogenated,Sulphonated, Or Nitrosated Der	35 064	398 374	538 687	3 685 464
2909410000	2,2-Oxydiethanol (Diethylene Glycol,Digol)	88 022	982 151	113 191	1 205 101
2909430000	Monobutyl Ethers Of Ethylene Glycol Orof Diethylene Glycol	3 261 289	10 670 005	4 735 588	15 951 824
2909440000	Other Monoalkylethers Of Ethylene Glycol Or Of Diethylene Glycol	719 357	2 732 459	1 486 389	5 340 458
2909490000	Other Ether-Alcohols, Their Halogenatedsulphonated, Nitrated Deriva	489 681	3 161 118	1 392 076	9 743 947
2909500000	Ether-Phenols, Ether-Alcohol-Phenols & Their Halogenated, Nitrated C	23 366	158 613	452 000	1 930 287
2909600000	Alcohol Peroxides, Ether Peroxides, Ketone Peroxides & Their Haloger	228 940	901 795	648 505	2 892 503
2910100000	Oxirane (Ethylene Oxide)	16 200	41 120	87 061	210 139
2910200000	Methyloxirane (Propylene Oxide)	3 081 979	14 828 805	5 643 104	26 192 968
2910300000	1-Chloro-2,3-Epoxypropane(Epichlorohydrin)	54 602	440 579	173 443	1 169 611
2910900000	Other Epoxides, Epoxyalcohols, Epoxy Phenols & Their Halogenated D	226	1 845	17 820	109 462
2911000000	Acetals & Hemiacetals, Whether Or Notwith Other Oxygen Function	19 736	97 955	106 002	472 363
2912119000	Other Methanal (Formaldehyde)	0	411	0	29 518
2912120000	Ethanal (Acetaldehyde)	797	7 332	28 989	323 161
2912191000	Butanal	73 834	263 318	188 359	1 476 134
2912199000	Other Acyclic Aldehydes Without Otheroxygen Function	81 129	913 822	246 194	2 176 916
2912210000	Benzaldehyde	5 055	17 921	18 553	65 247
2912290000	Other Cyclic Aldehydes Without Otheroxygen Function	81 571	677 229	552 683	5 351 733
2912410000	Vanillin (4-Hydroxy-3-Methoxybenzal-Dehyde)	92 504	286 313	1 150 035	3 622 612
2912420000	Ethylvanillin (3-Ethoxy-4-Hydroxyben- Zaldehyde)	47 869	156 402	692 576	2 608 518
2912490010	Aldehyde-Alcohols	2 409	33 387	28 623	311 029
2912490090	Other Aldehyde-Ethers,Aldehyde-Phenols & Aldehydes With Other O)	2 959	36 908	57 866	490 706
2912500000	Cyclic Polymers Of Aldehydes	1 421	15 225	12 431	128 753
2912600000	Paraformaldehyde	1 003 151	5 125 314	978 794	5 225 563
2913000000	Halogenated,Sulphonated,Nitrated Ornitrosated Deriv. Of Products O	7	19 215	1 139	27 813
2914110000	Acetone	2 196 473	9 464 915	2 603 945	11 585 246
2914120000	Butanone (Methyl Ethyl Ketone)	2 026 035	17 108 539	3 023 214	24 494 822
2914130000	4-Methylpentan-2-One (Methyl Isobuthylketone)	366 247	1 710 855	662 385	3 111 644
2914190000	Other Acyclic Ketones Without Otheroxygen Function	45 141	103 042	178 039	471 807
2914220000	Cyclohexanone And Methylcyclohexanones	179 941	1 569 522	374 859	3 308 206
2914230000	Ionones And Methylionones	2 625	72 073	32 522	841 282
2914291000	Camphor	57 277	236 473	322 236	1 342 368
2914299000	Other Cyclanic, Cyclenic Or Cyclooterpenic Ketones Without Oth. Ox	97 281	648 342	1 379 515	8 113 456
2914390000	Other Aromatic Ketones Without Otheroxygen Function	5 336	218 294	62 711	926 979
2914400000	Ketone-Alcohols And Ketone-Aldehydes	34 128	246 541	446 026	1 394 526
2914500000	Ketone-Phenols & Ketones Without Otheroxygen Function	34 000	179 768	462 080	2 418 751
2914610000	Anthraquinone	10 001	20 312	83 501	179 062
2914690000	Other Quinones	144	1 206	45 011	365 242
2914700000	Halogenated, Sulphonated, Nitrated Ornitrosated Derivatives	11 169	49 989	119 099	504 044
2915110000	Formic Acid	225 856	1 167 328	207 226	1 116 948
2915120000	Salts Of Formic Acid	24 786	1 348 839	16 561	757 192
2915130000	Esters Of Formic Acid	31 302	127 157	108 637	412 837
2915210000	Acetic Acid	10 367 635	55 668 702	5 653 991	30 871 498
2915240000	Acetic Anhydride	17 328	79 878	31 584	138 740

I.3. IMPOR MENURUT KOMODITI / IMPORT BY HS COMMODITY

\*\*\* JUNI/ JUNE 2014 \*\*\*

HS	Uraian Komoditi Commodity Description	Berat Bersih / Net Weight (Kg)		Nilai / Value C.I.F (US\$)	
		Bulan ini Current Month	Kumulatif Cum.Jan. to date	Bulan ini Current Month	Kumulatif Cum.Jan. to date
2915291000	Sodium Acetate; Cobalt Acetates	62 596	675 900	210 522	819 821
2915299000	Other Acetic Acid And Its Salts	233 423	1 136 345	824 139	4 500 181
2915310000	Ethyl Acetate	1 452 219	14 059 480	1 519 865	14 476 945
2915320000	Vinyl Acetate	3 080 451	20 075 051	3 994 786	23 119 236
2915330000	N-Butyl Acetate	30 547	1 941 604	47 077	2 457 472
2915360000	Dinoseb (Iso) Acetate	0	600	0	3 270
2915391000	Isobutyl Acetate	29 107	192 524	119 721	650 531
2915392000	2-Ethoxyethyl Acetate	0	27	0	642
2915399000	Other Esters Of Acetic Acid	1 051 459	7 246 903	2 619 865	15 366 250
2915400000	Mono-, Di- Or Trichloroacetic Acids,Their Salts And Esters	198 460	1 913 544	225 890	1 912 771
2915500000	Propionic Acids, Its Salts And Esters	440 392	2 489 880	941 793	5 566 586
2915600000	Butanoic Acids, Pentanoic Acids, Theirsalts And Esters	317 988	2 328 029	891 949	5 598 715
2915701000	Palmitic Acid, Its Salts And Esters	212 673	1 226 814	369 075	2 198 064
2915702000	Stearic Acid	83 198	641 627	202 068	1 255 049
2915703000	Salts And Esters Of Stearic Acid	539 248	2 839 743	1 093 305	5 753 310
2915901000	Acetyl Chloride	58 802	115 483	157 796	442 078
2915902000	Lauric Acid, Myristic Acid, Their Saltsand Esters	678 831	4 505 026	1 190 255	7 142 037
2915909000	Oth Saturated Acyclic Monocarboxylicacid And Their Anhydrides, Hali	368 118	1 657 272	1 350 635	6 317 641
2916110000	Acrylic Acid And Its Salts	756 323	3 877 721	1 293 164	7 572 913
2916120000	Esters Of Acrylic Acid	3 003 064	15 066 574	5 770 615	28 588 310
2916130000	Methacrylic Acid And Its Salts	86 441	670 136	226 658	1 743 076
2916141000	Methyl Methacrylate	4 032 918	25 494 378	8 319 199	51 932 580
2916149000	Other Esters Of Methacrylic Acid	380 831	1 790 105	1 218 623	5 501 871
2916150000	Oleic, Linoleic Or Linolenic Acids, Theirsalts And Esters	114 526	407 317	277 833	982 689
2916160000	Binapacryl (Iso)	1	1	2 167	2 167
2916190000	Oth Unsaturated Acyclic Monocarboxylicacids, Their Anhydrides, Halid	193 838	1 218 242	882 958	6 434 608
2916200000	Cyclanic/ Cycloterpenic, Monocarbo Acids, Their Anhyd, Halid, Peroxy &	84 543	557 345	2 277 249	17 381 195
2916310000	Benzoic Acid, Its Salts And Esters	730 145	3 804 088	1 374 416	7 336 319
2916320000	Benzoyl Peroxide And Benzoyl Chloride	136 250	601 326	227 112	1 127 324
2916340000	Phenylacetic Acid And Its Salt	500	995	2 750	9 335
2916391000	2,4-Dichlorophenyl Acetic Acid & Itssalts And Esters	202 000	998 142	584 000	3 007 640
2916392000	Esters Of Phenylacetic Acid	408	13 538	31 823	188 449
2916399000	Oth Aromatic Monocarboxylic Acids, Theiranhyd, Halide& Peroxi, Pero:	103 755	295 242	796 909	2 553 646
2917110000	Oxalic Acid, Its Salts And Esters	110 616	554 186	122 134	581 411
2917121000	Diocetyl Adipata, Ita Salts And Esters	257 677	1 638 291	449 111	2 986 137
2917129000	Oth Adipic Acid, Its Salts And Esters, Oth Than Diocetyl Adipata	47 032	342 997	99 629	748 114
2917130000	Azelaic Acid, Sebacic Acid, Their Saltsand Esters	29 696	197 707	107 447	840 634
2917140000	Maleic Anhydride	177 221	1 613 889	305 397	2 839 199
2917190000	Other Acyclic Polycarboxylic Acids, Their Anhyd, Halid, Peroxid & Peroxy:	86 527	636 998	229 593	1 957 732
2917200000	Cyclanic, Cyclenic Or Cycloterpenic Polycarboxylic Acids, Their Anhyd,	207 110	978 774	426 791	2 178 747
2917320000	Diocetyl Orthophthalates	381 068	2 106 887	646 707	3 230 117
2917330000	Dinonyl Or Didecyl Orthophthalates	97 100	694 114	266 441	1 602 128
2917341000	Dybutyl Orthophthalatas	57 000	365 554	113 030	732 748
2917349000	Other Esters Of Orthophthalic Acid	135 678	951 235	283 098	2 082 916
2917350000	Phthalic Anhydride	3 156 012	22 700 507	4 050 440	31 489 349
2917360000	Terephthalic Acid And Its Salts	506 417	1 153 929	455 153	1 126 659
2917370000	Dimethyl Terephthalate	38	150 147	296	206 991
2917391000	Triocetyltrimellitate	379 776	1 281 493	771 421	2 762 821
2917392000	Oth Phthalic Compound Of Kind Used Asplasticisers& Ester Of Phthalic /	738	70 138	10 072	128 263
2917399000	Oth Aromatic Polycarboxylic Acids, Their Anhydrides, Halides & Perox	701 926	4 691 988	1 214 206	7 769 965
2918110000	Lactic Acid, Its Salts And Esters	340 410	1 578 976	665 920	3 480 535
2918120000	Tartaric Acid	1 802	177 383	13 840	516 408
2918130000	Salts And Esters Of Tartaric Acid	103 680	406 046	209 708	876 351
2918140000	Citric Acid	2 521 793	21 475 479	2 478 452	19 211 527
2918151000	Calcium Citrata	150 491	897 048	241 112	1 352 660
2918159000	Other Salts And Esters Of Citric Acid	758 193	4 345 163	951 448	5 592 033
2918160000	Gluconic Acid, Its Salts And Esters	452 293	3 206 176	467 879	3 209 714
2918190000	Oth Carboxylic Acids W/ Alcohol Func Butw/ O Oth Oxygen Func, Their	39 197	419 848	176 183	1 448 867
2918210000	Salicylic Acid And Its Salts	10 885	195 998	36 291	623 296
2918220000	O-Acetylsalicylic Acid, Its Salts Andesters	21 400	144 504	90 596	572 486
2918230000	Oth Ester Of Salicylic Acid And Theirsalts	212 229	1 196 051	815 042	4 435 266
2918291000	Alkyl Sulphonic Ester Of Phenol	5 660	50 388	46 956	239 946
2918299000	Oth Carboxylic Acids W/ Phenol Func Butw/ O Oxygen Func, Their Anh	99 647	383 586	751 508	3 025 239
2918300000	Carboxylic Acids W/ Aldehyde/ Ketone Func But W/ O Oxygen Func & 1	101 077	477 085	958 549	4 793 709
2918910000	2,4,5-T(Iso) (2,4,5-Trichlorophenoxyacetic Acid), Its Salt & Esters	1 440	79 324	11 520	226 190
2918990000	Oth Carboxylic Acid W/ Oxygen Func& Halid, Anhyd, Peroxid, Peroxyac	89 424	708 411	633 693	5 283 930
2919100000	Tris(2,3-Dibromopropyl) Phosphate	21 476	65 814	85 985	308 444
2919900000	Oth Phosphoric Ester & Their Salts Inclactophosphates, Their Halogen	1 941	321 358	9 613	941 578

I.3. IMPOR M ENURUT KOM ODITI / IM PORT BY HS COM M ODITY

\*\*\* JUNI/ JUNE 2014 \*\*\*

H S	Uraian Komoditi Commodity Description	Berat Bersih / Net Weight (Kg)		Nilai / Value C.I.F (US\$)	
		Bulan ini Current Month	Kumulatif Cum.Jan. to date	Bulan ini Current Month	Kumulatif Cum.Jan. to date
2920110000	Parathion (Iso) & Parathion-Methyl (Iso) (Metylparathion)	12 021	57 899	126 179	625 969
2920190000	Oth Thlophosphoric Esters And Theirsalts,Their Halogeneted,Nitrate [	36 035	459 854	107 155	863 298
2920901000	Dimethyl Sulphate (Dms)	20 088	228 033	14 455	288 992
2920909000	Oth Esters Of Oth Inorganic Acids Of Nonmetal&Their Salts,Than Dim:	100 569	298 578	302 033	812 663
2921110000	Methylamine, Di- Or Trimethylamine Andtheir Salts	253 987	999 451	490 424	1 925 866
2921190000	Oth Acyclic Monoamines & Their Derivative,Salts Thereof	1 174 543	6 123 698	2 892 514	15 367 690
2921210000	Ehylene diamine And Its Salts	204 720	1 873 055	536 178	4 253 290
2921220000	Hexamethylenediamine And Its Salts	43 372	152 645	210 596	763 211
2921290000	Oth Acyclic Polyamines & Their Derivative; Salt Thereof	481 140	2 319 558	1 525 784	7 011 288
2921300000	Cyclanic, Cyclenic / Cycloterpenic Mono/ Polyamines&Their Derivative,	834 592	5 220 757	1 741 348	10 479 843
2921410000	Aniline And Its Salts	186 064	556 074	507 010	1 574 089
2921420000	Aniline Derivatives And Their Salts	136 237	924 256	559 613	3 381 298
2921430000	Toluidines & Their Derivatives; Saltsthereof	10 044	21 569	95 291	209 367
2921440000	Diphenylamine & Its Derivatives; Saltsthereof	6 255	79 943	87 845	412 298
2921450000	1-Naphthylamine ( _Naphthylamine),2-Naphthylamine (?-Naphthylan	144 192	545 661	804 899	3 207 141
2921490000	Oth Aromatic Monoamines & Their Derivate; Salts Thereof	166	32 450	17 772	1 058 541
2921510000	O-,M-,P-Phenylenediam, Diaminotoluenes& Their Derivatives; Salts TI	340 853	2 044 672	1 181 448	6 757 097
2921590000	Oth Aromatic Polyamines & Their Derivate; Salts Thereof	300 172	2 163 317	2 114 437	11 104 340
2922110000	Monoethanolamina And Its Salts	161 646	684 787	266 836	1 081 184
2922120000	Diethanolamine And Its Salts	96 568	1 585 109	145 927	2 349 047
2922130000	Triethanolamine And Its Salts	389 457	1 565 913	650 347	2 941 540
2922191000	Ehambutol & Its Salts, Esters&Oth Derivesuitable For Produc Of Anti-	17 120	37 388	676 672	960 471
2922192000	D-2-Amino-N-Butyl-Alcohol	2 101	226 116	11 179	568 468
2922199000	Oth Amino-Alcohols,Cont One Kind Of Oxygfunc, Their Athers&Ester;	34 064	968 916	858 628	10 439 771
2922210000	Amino Hydroxynaphthalene Sulphonic Acids And Their Salts	153 703	1 444 926	2 580 695	10 643 390
2922290000	Oth Amino Naphthols&Oth Amino Phenol Cont One Kind Of Oxygen Fu	76 557	262 773	605 612	2 484 319
2922390000	Oth Amino Aldehydes, Amino Ketones&Aminoquinones Cont One Kin	1 489	12 562	63 430	165 839
2922410000	Lysine And Its Esters; Salts Thereof	1 272 846	7 032 352	1 300 799	8 758 843
2922421000	Glutamic Acid	62	11 074	957	118 501
2922422000	Monosodium Glutamate (M sg)	3 521 000	16 177 608	3 846 201	17 565 405
2922429000	Oth Salt Of Glutamic Acid	8 648	34 829	35 767	199 055
2922430000	Anthraniic Acid And Its Salts	0	16	0	852
2922491000	Mephenamic Acid And Its Salts	128 657	644 637	1 354 273	6 446 896
2922499000	Oth Amino Acids, Cont One Kind Of Oxygenfunc & Their Esters; Salt TI	300 055	2 279 891	1 887 426	12 313 684
2922501000	P-Aminosalicylic Acid & Its Salts,Esterand Other Derivatives	308 206	2 079 155	592 805	3 848 484
2922509000	Oth Amino-Alcohol/ Amino-Acid-Phenols&Othamino Compound W/ O	220 280	896 457	583 302	4 852 483
2923100000	Choline And Its Salts	1 313 990	5 420 500	1 579 115	6 501 484
2923201000	Lecithins, Whether Or Not Chemicallydefined	1 640 845	7 414 520	1 882 760	9 203 560
2923209000	Phosphoaminolipids, Whether Or Notchemically Defined	16 446	159 120	37 840	293 389
2923300000	Oth Quarternary Ammonium Salts Andhydroxides Whether/Not Chen	308 125	2 347 226	739 905	4 520 875
2924120010	Monocrotophos (Iso)	0	2 873	0	37 711
2924120090	Fluoroacetamide (Iso) & Phosphamidon(Iso)	0	13 157	0	86 193
2924190000	Oth Acyclic Amides (Incl Acyclic Carbamates) & Their Derivatives; Salt:	296 143	1 892 781	544 864	3 897 489
2924211000	4-Ethoxyphenylurea (Dulcin)	376	1 266	2 703	9 444
2924212000	Diuron And Monouron	0	140 932	0	637 330
2924219000	Oth Ureines & Their Derivatives; Saltsthereof	17 312	72 191	117 635	577 984
2924291000	Aspartame	160 458	990 188	2 156 684	14 214 463
2924292000	Butylphenylmethyl Carbamate, Methylisopropyl Phenyl Carbamate	66 500	461 242	259 269	1 751 942
2924299010	Asetaminophen(Paracetamol);Salicylamide; Ethoxybenzamide	702 201	3 733 721	2 596 291	14 262 004
2924299090	Oth Cyclic Amides(Incl Cyclic Carbamate) And Their Derivatives; Salts	134 846	836 208	1 073 653	7 539 684
2925110000	Saccharin And Its Salts	47 000	258 148	330 400	1 850 911
2925190000	Oth Imides & Their Derivatives; Saltsthereof	8 202	114 409	98 692	750 182
2925290000	Oth Imines And Their Derivatives; Andsalts Thereof	17 489	157 969	121 888	1 348 665
2926100000	Acrylonitrile	1 015 844	3 596 441	2 039 127	7 426 308
2926200000	1-Cyanoguanidine (Dicyandiamide)	69 652	349 924	228 127	1 660 242
2926300000	Fenproporex (Inn) & Its Salts, Methadone(Inn) Intermediate(4-Cyno-2	0	1 723	0	5 760
2926900000	Other Nitrile-Function Compounds	62 175	509 519	1 915 918	12 312 940
2927001000	Azodicarbonamide	254 343	1 447 653	496 775	3 287 222
2927009000	Oth Diazo-, Azo- Or Azoxy-Compounds	311 184	1 060 651	789 019	3 630 073
2928001000	Linuron	17 340	41 150	73 708	206 378
2928009000	Oth Organic Derivatives Of Hidrazine Orof Hydroxylamine	72 400	393 690	377 203	2 057 819
2929101000	Diphenylmethena Dilsocyanata (M di)	1 496 229	8 462 699	3 342 501	19 727 878
2929102000	Toluene Dilsocyanate	3 094 279	22 302 178	6 706 750	47 623 238
2929109000	Oth Isocyanates	238 596	2 531 245	454 312	4 828 550
2929901000	Sodium Cyclamate	38 000	57 000	96 900	133 665
2929909000	Oth Compounds With Other Nitrogen Funct	15 000	25 300	123 000	209 238
2930200000	Thiocarbamates And Dithiocarbamates	312 285	2 451 963	1 429 303	12 443 247
2930300000	Thiuram Mono-, Di- Or Tetrasulphides	21 395	91 569	160 419	653 604

I.3. IM POR M ENURUT KOM ODITI / IM PORT BY HS COM M ODITY

\*\*\* JUNI/ JUNE 2014 \*\*\*

H S	Uraian Komoditi Commodity Description	Berat Bersih / Net Weight (Kg)		Nilai / Value C.I.F (US\$)	
		Bulan ini Current Month	Kumulatif Cum..Jan. to date	Bulan ini Current Month	Kumulatif Cum..Jan. to date
2930400000	Methionine	3 012 065	14 612 489	10 213 397	49 954 688
2930500000	Captafol (Iso) & Methamidophos (Iso)	44	88	4 620	9 240
2930901000	Dithocarbonates	15 003	88 992	95 423	516 140
2930909000	Oth Organo-Sulphur Compounds	1 272 057	5 936 801	3 899 600	22 975 264
2931101000	Tetramethyl Lead	10 000	10 245	205 000	208 383
2931200000	Tributyltin Compounds	0	0	0	0
2931902000	N-(Phosphonomethyl) Glycine And Saltsthereof	1 651 053	13 748 663	8 057 701	68 821 377
2931903000	Ethephone	34 900	285 458	58 656	2 212 849
2931904100	Organo-Arsenic Compounds In Liquid Form	183 534	616 979	546 263	1 783 465
2931904900	Organo-Arsenic Compounds Not Liquid Form	210 187	935 605	643 176	4 030 263
2931909010	Dimethyltin Diclride (Dmtdcl)	68 665	647 594	333 042	2 733 936
2931909090	Oth Of Oth Organo-Inorganic Compounds	111 452	560 510	408 812	2 079 692
2932110000	Tetrahydrofuran	16 733	177 631	84 111	624 081
2932120000	2-Furaldehyde (Furfuraldehyde)	203	40 626	5 858	82 460
2932130000	Furfuryl Alcohol And Tetrahydrofurfuryl alcohol	144 910	439 011	258 873	789 341
2932190000	Oth Comp Cont An Unfused Furan Ring(Whet/Not Hydrogenated) In :	15 609	90 231	476 114	3 099 410
2932200010	Coumarin, Methylcoumarins Andethylcoumarins	23 759	119 820	224 561	1 148 934
2932200090	Other Lactones	60 425	540 663	947 198	5 785 967
2932930000	Piperonal	500	28 350	13 250	704 393
2932991000	Carbofuran	76 534	891 927	1 646 327	16 343 883
2932999000	Oth Compound Contain Unfused Furan Ring(Whet/Not Hydrogenated	45 733	607 733	1 380 996	9 703 388
2933111000	Dipyron (Analgin)	31 727	186 854	311 555	2 091 188
2933119000	Oth Phenazone (Antipyrin) And Its Derive	22 254	106 005	410 317	1 890 599
2933190000	Oth Compound Contain An Unfused Pyrazole Ring (Whet/Not Hydrog	50 421	192 713	1 377 595	5 820 779
2933210000	Hydantoin And Its Derivatives	5 424	37 939	69 711	295 388
2933291000	Gimetidine	2 000	7 726	53 440	100 822
2933299000	Oth Compounds Cont An Unfused Imidazolering (Whet/Not Hydroher	46 336	436 784	645 680	5 918 393
2933310000	Pyridine And Its Salts	107 546	966 262	843 870	5 090 436
2933320000	Piperidine And Its Salts	0	23	0	4 721
2933330000	Alfentanil (Inn), Anileridine (Inn), Bezitramide(Inn),Bromazepam(Inn)	52	63	28 632	38 081
29333391000	Chlorpheniramine And Isoniazid	2 323	152 437	256 728	1 957 672
29333393000	Paraquat Salts	1 557 584	8 406 120	4 790 059	27 559 486
2933399000	Oth Compound Cont Unfused Pyridine Ring(Whet/Not Hydrogenated)	237 951	1 149 873	2 369 864	16 899 618
2933490000	Oth Comp Cont In Struc A Quinoline/ Isoquinoline Ring-Syst (Whet/Not	55 739	142 214	827 865	2 989 404
2933520000	Malonylurea (Barbituric Acid) And Itssalts	1	376	76	7 660
2933530000	Allobarbital(Inn),Amoberital(Inn), Barbital(Inn),Butalbital,Butobarbit	6	41	1 728	4 778
2933540000	Other Derivative Of Malonylurea (Barbituric Acid), Salts Thereof	289	1 294	2 305	15 266
2933591000	Diazinon	16 000	222 490	101 920	791 836
2933599000	Oth Comp Cont Pyrimidine Ring (Whet/ Nohydrogenated)/Piperazine	100 155	499 509	2 828 028	13 383 919
2933610000	Melamine	1 256 693	10 756 672	1 534 028	13 686 274
2933690000	Oth Comp Cont Unfused Triazine Ring(Whet/Not Hydrogenated) In St	1 125 917	6 292 212	1 951 206	10 750 318
2933710000	6-Hexanelactam (Epsilon-Caprolactam)	3 305 186	17 828 559	7 318 882	41 155 737
2933720000	Clobazam (Inn) And Methyprylon (Inn)	1	95	1 900	198 830
2933790000	Oth Lactams Oth Than 6-Hexanelactam & Globazam & Methyprylon	61 984	237 632	349 379	1 819 509
2933910000	Alprazolam(Inn), Camazepam,Chlordiazepoxide(Inn), Clonazepam,Et c	134	402	33 222	289 075
2933991000	Mebendazole Or Parbendazole	9 065	42 312	114 530	740 086
2933999000	Oth Heterocyclic Compounds With Nitrogenhetero-Atom(S) Only	151 132	583 282	1 576 849	8 680 588
2934100000	Compounds Contain Unfused Thiazole Ring(Weth/Not Hydrogenated)	12 462	87 844	68 696	1 388 622
2934200000	Compound Containing In Structure A Benzothiazole Ring-System, Not	256 641	1 224 226	774 037	4 508 440
2934300000	Compound Containing In Structure A Phenothiazine Ring-System,Not	6 244	68 463	100 611	785 754
2934991000	Nucleic Acid And Its Salts	37 004	231 552	275 914	1 693 376
2934992000	Sultones, Sultams, Diltiazem	181	12 586	27 881	4 255 654
2934993000	6-Amino Penicillanic Acid	5 014	9 228	23 366	52 476
2934994000	3-Azido-3- Deoxythymidine	60	4 697	405	30 562
2934995000	Oxadiazon, With A Minimum Purity Of 94%	0	46	0	989
2934999000	Other Nucleic Acids&Their Salts,Whet/Not Chemically Define;Oth Het	205 341	1 747 734	4 928 166	34 615 734
2935000000	Sulphonamides.	256 368	1 658 717	3 854 099	16 744 462
2936210000	Vitamins A & Their Derivatives	40 167	246 105	1 092 633	6 214 222
2936220000	Vitamins B1 & Its Derivatives	21 581	191 146	571 051	4 129 631
2936230000	Vitamin B2 & Its Derivatives	19 249	114 174	549 988	3 349 596
2936240000	D-Or DI-Pantothenic Acid (Vit B3 Orvit B5) & Its Derivatives	108 619	514 172	1 501 853	5 102 651
2936250000	Vitamin B6 & Its Derivatives	44 993	262 951	1 043 846	6 135 700
2936260000	Vitamin B12 & Its Derivatives	15 919	48 525	375 523	1 940 172
2936270000	Vitamin C & Its Derivatives	285 818	1 807 385	1 644 701	11 334 297
2936280000	Vitamin E & Its Derivatives	148 596	807 766	2 303 903	11 224 848
2936290000	Oth Vitamins & Their Derivatives	143 507	785 859	1 701 484	9 076 752
2936900000	Provitamin, Incl Natural Concentrates,&Its Derivative For Vit, Intermi	282 852	1 793 294	2 028 469	13 551 903
2937190000	Oth Polypeptide/ Protein/ Glycoprotein hormones,Its Derivative&Stuct	5	25	414	18 271



I.3. IMPOR MENURUT KOMODITI / IMPORT BY HS COMMODITY

\*\*\* JUNI/ JUNE 2014 \*\*\*

H S	Uraian Komoditi Commodity Description	Berat Bersih / Net Weight (Kg)		Nilai / Value C.I.F (US\$)	
		Bulan ini Current Month	Kumulatif Cum.Jan. to date	Bulan ini Current Month	Kumulatif Cum.Jan. to date
2937210000	Cortisone,Hydrocortisone, Prednisone&Prednisolone (Dehydrohydro	706	3 162	285 440	2 156 242
2937220000	Halogenated Derivatives Of Corticosteroidal Hormones	600	3 596	663 638	4 260 327
2937230000	Oestrogens & Progestogens	1 117	3 871	924 458	4 759 892
2937290000	Oth Steroidal Hormone, Their Derivative&Structural Analogues	372	1 702	725 466	2 823 108
2937500000	Prostaglandins,Thromboxanes&Leukotrienes ,Their Derivatives & Stru	31	81	51 704	191 316
2937901000	Hormones Of Oxygen-Function Amino-Compounds	31 006	174 014	336 040	1 852 690
2937909000	Oth Hormone, Its Derivative & Structural Analogues	151	4 048	37 972	719 005
2938100000	Rutoside (Rutin) & Its Derivatives	14 131	50 026	110 373	497 717
2938900000	Oth Glycoside, Natural/ Reprodc By Synth& Their Salts,Ethers,Esters &	6 676	37 309	516 375	2 386 598
2939111000	Concentrates Of Poppy Straw And Saltsthereof	0	897	0	476 299
2939190000	Oth Alkaloids Of Opium & Their Derivates; Salts Thereof	550	1 127	94 350	209 361
2939201000	Quinine And It Salts	0	1	0	44
2939209000	Oth Alkaloid Of Cinchona And Heir Derivatives; Salts Thereof, Oth Tha	0	971	0	30 975
2939300000	Caffeine & Its Salts	82 363	301 651	787 099	2 846 360
2939410000	Ephedrine & Its Salts	425	7 052	26 671	406 031
2939420000	Pseudoephedrine (Inn) & Its Salts	1 025	12 752	64 025	771 247
2939440000	Norephedrine & Its Salte	25	25	1 716	1 716
2939490010	Phenylpropanolamine Hcl (Ppa)	7 475	10 400	346 988	493 304
2939490090	Oth Ephedrines And Their Salts Oth Thanephedrin, Pseudo, Cathine &	0	0	0	0
2939590000	Oth Theophylline & Aminophylline & Theirderivative;Salts Thereof, Ot	2 402	62 187	284 328	1 909 433
2939620000	Ergotamine (Inn) & Its Salts	5	5	58 827	58 827
2939690000	Oth Alkaloids Of Rye Ergot & Its Derivative; Salts Thereof	0	16	0	97 359
2939911000	Cocaine & Its Derivatives	0	0	0	0
2939991000	Nicotine Sulphate	0	22	0	3 446
2939999000	Oth Vegetable Alkaloids, Natural/ Reprodby Synthesis;Their Salts,Ethe	139	3 581	449 881	2 541 871
2940000000	Sugars, Chemically Pure Oth Than Sucrose,Lactose, Maltose, Glucose,	255 261	1 162 825	1 406 501	5 751 574
2941101100	Amoxicillins & Its Salts, Non-Sterile	10 000	48 985	300 000	2 144 159
2941101900	Amoxicillins & Its Salts, Sterile	189 464	837 328	5 623 936	24 378 798
2941102000	Ampicillin & Its Salts	9 287	127 862	382 763	3 933 422
2941109000	Oth Penicillins & Their Derive W/ Penicillanic Acid Structure; Salt There	4 471	20 747	1 227 125	4 612 553
2941200000	Streptomycins & Their Derivatives; Saltthereof	2 544	11 237	76 545	300 604
2941300000	Tetracyclines & Their Derivatives; Saltthereof	8 317	140 841	269 046	2 927 749
2941400000	Chloramphenicol & Its Derivatives; Saltthereof	28 319	108 889	1 000 598	3 598 808
2941500000	Erythromycin & Its Derivatives; Saltthereof	6 940	31 827	1 105 557	4 232 838
2941900000	Oth Antibiotics	118 558	771 460	5 509 032	26 971 276
2942000000	Oth Organic Compounds.	151 362	805 739	1 579 544	9 197 563
3001200000	Extracts Of Glands Or Oth Organs Or Oftheir Secretions, For Organo-T	215	837	24 144	105 531
3001900000	Gland&Oth Organ For Organo-Therapeutic&Human/ Animal Substanc	233	743	447 192	1 392 045
3002101000	Plasma Protein Solutions	9 862	40 228	3 142 386	13 278 564
3002103000	Antisera&Modified Immunological Productwhet/ Not Modified/Obtair	5 648	28 773	1 462 106	7 270 540
3002109000	Oth Blood Fractions, Whet/ Not Modified/ Obtain By Biotechnological I	3 997	15 194	1 646 071	4 142 034
3002202000	Pertusis, Measles, Meningitis Or Poliovaccines	6 024	8 551	6 531 390	9 114 882
3002209010	Hepatitis Vaccine	279	7 659	118 433	5 765 746
3002209090	Oth Vaccines For Human Medicine Oth Than Tetanus,Partusis,Messle;	4 732	38 063	2 237 519	15 142 083
3002300000	Vaccines For Veterinary Medicine	66 582	361 156	3 131 813	16 837 469
3002900000	Human Blood;Animal Blood For Therapeutic,Prophylactic/Diagnostic I	8 903	48 948	702 394	3 126 215
3003101000	Medicaments Cont Amoxiciclin (Inn) Or Itssalts, Not For Retail Sale	191	3 563	6 507	31 810
3003109000	Oth Medcn Cont Penicillins/ Derivative'Sw/ Penicillanic Acid Stru,Not I	48	9 920	28 224	1 861 792
3003200000	Medicaments Containing Oth Antibiotics	267	29 060	345 700	1 511 639
3003390000	Medicaments Cont Hormon Oth Insulin/ Prodhead 2937 Not Cont Anti	138	15 526	49 819	152 602
3003400090	Medicament Cont Alkaloid/Drv Not Containhormone/Head 2937/ Anti	2 322	2 653	864 930	1 068 427
3003900000	Oth Medicaments Cont Mix _2 Constituentsfor Therapeutic/ Prophylac	28 998	52 440	244 014	1 790 144
3004101600	Medicaments Cont Ampicillin,Amoxycillin/Their Salts, Of A Kind Taker	0	5 015	0	50 727
3004101900	Oth Medicaments Cont Penicillins/ Theirderivatives, In Doses/ For Reta	24 244	78 000	625 942	1 967 423
3004102900	Medicaments Cont Streptomycins/ Derivativ,Other Than Ointment For	785	4 087	429 304	1 279 107
3004201000	Medicaments Cont Gentamycin, Lincomycin,Sulfamethoxazole/ Derive	0	10	0	32 500
3004203100	Medicaments Cont Erythromycin/ Its Derivative For Taking Orally, For	0	11 968	0	171 720
3004203200	Medicaments Cont Erythromycin/ Its Derivative In Ointment Form, For	980	3 860	138 879	534 369
3004203900	Oth Medicaments Cont Erythromycin/ Derive,Oth For Taking Orally/ Oi	82	678	37 946	374 828
3004207100	Medicaments Cont Tetracycline/ Chloramphenicols/ Derive For Taken (	1 194	9 111	16 380	68 339
3004207900	Medicaments Cont Tetracycline/ Chloramphenicols/ Derive Oth Taken	959	41 180	11 832	525 749
3004209100	Oth Medicaments Cont Oth Antibiotics For Taking Orally/ Ointment Fo	4 998	17 628	746 425	2 357 692
3004209900	Oth Medicaments Cont Oth Antibiotics Oth Taking Orally/ Ointment Fc	73 885	282 951	1 216 886	6 446 003
3004310000	Medicaments Contain Insulin-But Not Contantibiotics, In Dosses/ For F	7 278	40 127	2 679 716	15 405 674
3004324000	Medicaments Cont Hydrocortisone Sodiumsuccinate/ Fluocinolone Ac	0	0	0	0
3004329000	Oth Med Cont Corticosteroid Hormon,Theirderivative/ Struc Analog,In	143	1 919	14 350	253 399
3004390000	Oth Med Cont Hormon Oth Than Coricosteroid&Insulin,Not Cont Anti	26 374	401 670	2 471 726	9 489 517
3004401000	Medicaments Cont Morphine/ Its Derivative ,For Injection, In Dosses/ F	8 814	8 814	565 151	565 151

I.3. IM POR M ENURUT KOM ODITI / IM PORT BY HS COMM ODITY

\*\*\* JUNI/ JUNE 2014 \*\*\*

H S	Uraian Komoditi Commodity Description	Berat Bersih / Net Weight (Kg)		Nilai / Value C.I.F (US\$)	
		Bulan ini Current Month	Kumulatif Cum.Jan. to date	Bulan ini Current Month	Kumulatif Cum.Jan. to date
3004402000	Medicaments Cont Quinine Hydrochloride/ Dihydro-Chlorid,For Injecti	297	297	8 973	8 973
3004407000	Medicaments Cont Atropine Sulphate, Indosses/ For Retail Sale	0	267	0	103 871
3004409010	Medicaments Cont Morphine/ Its Derivative,For Taking Orally, In Doss	240	282	241 836	273 296
3004409090	Medi Cont Oth Alkaloids/ Derive Thereof,Not Cont Hormones/ Antibiot	44 630	125 186	610 183	3 914 475
3004501000	Oth Medicament Cont Vitamins Of A Kindsuitable For Children In Syru	0	10 463	0	164 952
3004502100	Oth Medicament Cont Vitamins > 1 Of Kind Taken Orally	0	2 342	0	47 347
3004502900	Oth Medicament Cont Vitamins>1 Oth Thanof Kind Taken Orally	4 986	34 411	220 441	1 257 582
3004509100	Oth Medicaments Cont Vitamins A,B Or C	108	1 564	37 191	247 945
3004509900	Oth Medicament Cont Vitamin (Oth Than A,B,C) Or Oth Products Of H	21 827	140 044	607 723	3 384 712
3004901000	Transdermal Therapeutic Systems Patchesfor Cancer Treatment Or Hc	881	10 186	255 295	2 056 976
3004902000	Closed Sterile Water For Inhalation,Pharmaceutical Grade	0	3 163	0	16 804
3004903000	Antiseptics	106 829	289 935	706 420	1 774 733
3004904900	Oth Anaesthetics Oth Than Cont Procainehydrochloride	675	8 204	660 491	2 540 852
3004905100	Analgesics,Antipyretic&Oth Med Cont Paracetamol/ Dipyrone,Acetyls	759	2 547	62 279	189 023
3004905200	Analgesics,Antipyretics & Oth Med Contchlorphenimamine Maleate	0	10	0	9 919
3004905500	Oth Analgesic,Antipyretic& Oth Cough/ Coldmedicament, In Liniment F	0	1 593	0	12 248
3004905990	Oth Analgesics,Antipyretics & Oth Cough/ Cold Medicm, Whet/Not C	12 491	32 537	210 484	2 249 174
3004906100	Antimalarials Cont Artemisinin, Artesunate Or Chloroquine	0	1 473	0	101 016
3004906300	Other Antimalarials Used For Herbalmedicaments	0	0	0	0
3004907100	Anthelmintic Containing Piperazine Ormebendazole (Inn)	699	3 699	3 025	14 125
3004907900	Other Anthelmintic Oth Than Use Forherbal Medicaments	1 040	1 040	83 200	83 200
3004908100	Oth Med For Cancer,Hiv/ Aids/ Oth Intractable Disease Cont Deferoxar	2 926	8 873	466 746	1 466 396
3004908200	Anti Hiv/ Aids Medicaments	1 566	2 111	231 784	374 292
3004908900	Oth Medicaments For Other Intractablediseases Oth Than Hiv/ Aids	5 310	24 900	8 587 958	27 915 805
3004909100	Oth Medicam Cont Sodium Chloride/ Glucose, For Infusion	349 334	3 128 338	616 868	4 074 497
3004909200	Oth Medicam Cont Sorbitol/ Salbutamol For Infusion	679	11 433	31 070	1 007 258
3004909400	Oth Medicam Cont Cimetidine/ Ranitidine,Oth Than For Injection/ Infu	1 469	7 177	899 206	2 417 231
3004909800	Other Medicament For Herbal Medicaments, For Retail Sale	59 763	478 062	305 003	1 911 638
3004909900	Other Medicaments Oth Than Herbal Medicaments, For Retail Sale	1 367 849	5 045 911	24 008 161	131 955 330
3005101000	Adhesive Dressing&Oth Articles W/ Adhesive Layer,Impregnate/ Coat	0	4	0	493
3005109000	Adhesive Dressing&Oth Articles W/ Adhesive Layer Than Impreg/ Coat	5 225	27 085	41 484	289 052
3005901000	Bandages,Impregnated/ Coated W/ Pharmacysubst,For Retail For Mec	18 223	181 397	295 347	2 324 253
3005902000	Gauze, Impregnated/ Coated W/ Pharmacysubst,For Retail For Medice	7 186	73 380	173 919	1 530 584
3005909000	Wadding& Similar Articles,Impregnated/ Coate W/ Pharmacy Subst,For	24 970	72 495	425 059	1 578 258
3006101000	Sterile Absorbable Surgical/ Dental Yarn; Sterile Surgical/ Dental Adhes	1 924	21 849	400 171	2 817 356
3006109000	Sterile Surgical Catgut,Sterile Adhesive Tissue For Surgicl Wound Clos	3 163	21 764	802 499	4 920 778
3006200000	Blood-Grouping Reagents	1 379	6 953	372 373	1 765 356
3006301000	Barium Sulfate (For Taking Orally)	155	155	3 396	3 396
3006302000	Reagents Of Microbial Origin Of Kindsuitabel For Veterinary Biologic I	408	5 476	39 054	1 297 429
3006303000	Oth Microbial Diagnostic Reagents	29	225	6 099	57 970
3006309000	Oth Opacifying Prep For X-Ray Exam;Othdiagnostic Reagents Designe	8 972	39 504	294 035	2 159 891
3006401000	Dental Cements & Oth Dental Fillings	367	23 578	37 899	448 854
3006402000	Bone Reconstruction Cements	0	0	0	0
3006500000	First-Aid Boxes & Kits	49	689	453	20 882
3006600000	Chemical Contraceptive Prep Based On Hormones/ On Product Head 2	860	886	64 000	80 625
3006700000	Gel Prep Designe Used In Human/ Vet Medic As Lubricant For Parts Of	5 599	34 455	31 433	189 034
3006929000	Waste Pharmaceuticals Of Medic Oth Thanfor Treatment Of Cancer, f	0	42	0	5 170
3101001100	Supplement Fertilizers In Liquid Form,Not Chemical Treat-Of Solely Ve	24 446	306 051	41 409	723 907
3101001200	Supplement Fertilisers In Liquid Form,Chemical Intreated Of Solely Ve	54 000	233 533	8 412	55 704
3101001900	Oth Supplement Fertilisers Chem/Not Chem Treated Oth Than Liquid	194 000	676 000	243 363	1 265 985
3101009100	Suplllement Fertilisers, In Liquid Form, Not Chemically Treated Of Anii	1 100	17 986	1 000	58 119
3101009200	Supplements Fertilisers Of Animal Origin(Oth Than Guano), Chemicaly	0	16 000	0	2 576
3101009900	Oth Animal/ Vegetable Fertilisers,Mixing/ Chemical Treat Of Animal/ Ve	0	23 400	0	173 781
3102100000	Urea, Whether/ Not In Aqueous Solution	16 954 500	19 994 102	5 640 690	6 697 268
3102210000	Ammonium Sulphate	111 243 190	453 310 370	16 593 195	66 095 498
3102290000	Double Salts & Mix Of Ammonium Sulphate& Ammonium Nitrate	20 933	494 500	31 944	519 460
3102300000	Ammonium Nitrate, Whether/ Not In Aqueous Solutions	20 454 750	86 993 518	10 459 150	45 994 627
3102400000	Mixture Of Ammonium Nitrate With Calcium Carbonate/ Oth Inorgani	624 023	1 472 110	214 103	498 865
3102500000	Sodium Nitrate	992 000	3 561 775	381 499	1 575 567
3102600000	Double Salts & Mixtures Of Calciumnitrate & Ammonium Nitrate	2 029 900	7 613 428	727 507	2 655 145
3102800000	Mixtures Of Urea & Ammonium Nitrate Inaqueous Or Ammoniacal So	0	0	0	0
3102900000	Oth Mineral/ Chem Fertilisers,Nitrogenous,Incl Mixt Not Specified In F	2 360	11 931	3 560	15 123
3103101000	Superphosphates In Feed Grade	0	0	0	0
3103109000	Superphosphates Not Feed Grade	62 757 788	308 010 169	19 346 760	90 049 286
3103909000	Other Mineral Or Chemical Fertilisers,Phosphatic, Oth Than Superpho	49 101 553	513 232 385	4 572 446	51 544 898
3104200000	Potassium Chloride	272 685 649	1 385 537 909	82 064 860	426 702 021
3104300000	Potassium Sulphate	984 856	3 560 670	612 298	2 097 788
3104900000	Other Mineral/ Chemical Fertilisers,Potassic,Oth Than Potassium Chlor	1 787 128	28 921 211	857 523	11 701 136

I.3. IMPOR MENURUT KOMODITI / IMPORT BY HS COMMODITY

\*\*\* JUNI/ JUNE 2014 \*\*\*

H S	Uraian Komoditi Commodity Description	Berat Bersih / Net Weight (Kg)		Nilai / Value C.I.F (US\$)	
		Bulan ini Current Month	Kumulatif Cum.Jan. to date	Bulan ini Current Month	Kumulatif Cum.Jan. to date
3105102000	Min/Chem Fert Cont 2/3 Of Nitrogen,Phosphorus&Potassium,In Tab/	662	276 696	16 622	297 119
3105109000	Oth Min/Chem Fert Cont 2/3 Of Nitrogen,Phosp&Potass,In Tabs/Sm I	1 100	7 771	24 721	97 592
3105200000	Mineral/Chemical Fertiliser Contan 3 Elements Nitrogen,Phosphorus	41 757 462	181 613 716	18 840 636	81 592 567
3105300000	Diammonium Hydrogenorthophosphate(Diammonium Phosphate)	12 386 053	78 355 142	5 752 974	35 250 675
3105400000	Ammonium Dihydrogenorthophosphate (Monoammon Phosph)&Mix	1	6 715 370	56	3 345 954
3105510000	Oth Mineral/Chemical Fertilisers Contain Nitrates & Phosphates	241	2 761	2 274	23 674
3105590000	Oth Mineral/Chemical Fertilisers Contain Nitrogen& Fosfor, Than Nitra	7 359 121	21 996 144	3 025 102	10 149 277
3105600000	Mineral/Chemical Fertilisers Contain 2Fertilising Element Phosphorus	0	28 140	0	27 351
3105900000	Oth Mineral/Chemical Fertiliser Cont 2/3Elements Nitrogen,Phosphor	2 494 623	14 382 568	820 837	4 950 342
3201100000	Quebracho Extract	10 553	96 550	23 113	210 898
3201200000	Wattle Extract	77 477	300 843	107 214	484 729
3201909000	Oth Tanning Extract Of Vegetable Origin;Tannine & Their Salts,Esters	1 290	60 454	9 854	236 632
3202100000	Synthetic Organic Tanning Substances	208 471	1 542 101	468 666	3 080 453
3202900000	Inorganic Tanning Subst;Tanning Prep Whe/Not Cont Natura Tanning	143 208	1 529 571	229 597	2 586 499
3203001000	Coloring Matter Of Vegetable Or Animalsuitable For Use In Food/Drin	10 947	94 237	288 081	1 552 559
3203009000	Coloring Matter Of Vegetable/Animal Notsuitable For Use In Food/Dri	6 326	37 953	81 576	548 134
3204111000	Disperse Dyes & Preparations Based Thereon, Crude	1 933 933	6 634 370	9 121 895	35 206 388
3204119000	Disperse Dyes & Preparations Based Thereon, Oth Than Crude	1 338 478	6 889 636	11 248 436	50 124 414
3204121000	Acid Dyes Whether Or Not Premetallised & Preparations Based There	96 575	437 381	583 446	2 651 348
3204129000	Mordant Dyes& Preparations Based Thereon	47 817	240 705	378 274	1 831 182
3204130000	Basic Dyes & Preparations Based Thereon	94 269	404 414	338 460	1 108 987
3204140000	Direct Dyes & Preparations Based Thereon	547 180	2 927 943	3 466 479	16 376 679
3204150000	Vat Dyes(Incl Those Usable In That State As Pigments) & Preparations	330 493	1 866 891	1 816 118	10 689 422
3204160000	Reactive Dyes& Preparations Based Thereon	1 359 043	7 304 937	9 032 688	44 156 346
3204170010	Synthetic Organic Pigment In Powder Form	830 336	4 975 242	7 554 319	44 528 212
3204170090	Other Pigment&Preparations Based Thereonoth Than In Powder Form	984 132	4 448 231	5 073 502	24 827 819
3204190000	Oth Synth Organic Coloring Matter, Inclmix Of Color Subhead 3204.11	346 971	2 730 851	1 369 153	9 319 614
3204200000	Synthetic Organic Prods Of A Kind Usedas Fluorescent Brightening Ag	447 590	2 300 141	2 456 479	15 380 219
3204900000	Oth Synthetic Organic Coloring, Matter,W/ Or Not Chemically Definec	172 912	831 612	860 280	4 158 592
3205000000	Color Lakes;Preparations As Specified Inthis Chap Based On Color Laki	54 916	507 378	367 557	2 784 102
3206111000	Pigment Base On Titanium Dioxide Contain By Weight _ 80 % On Dry I	6 483 620	35 452 103	15 971 338	92 882 166
3206119000	Prepare Base On Titanium Dioxide Contain By Weight _ 80 % On Dry I	577 878	3 449 267	1 702 095	10 404 450
3206191000	Pigment Base On Titanium Dioxide Contain By Weight < 80 % On Dry I	132 695	552 542	859 357	3 167 240
3206199000	Prepare Base On Titanium Dioxide Contain By Weight < 80 % On Dry I	102 885	769 585	552 489	3 677 679
3206201000	Chrome Yellow,Chrome Green,Molybdateorange/ Red Base On Chrom	125 165	822 811	495 726	3 320 910
3206209000	Oth Pigments & Preparations Based Onchromium Compounds	17 895	81 821	245 766	793 329
3206411000	Preparations Based On Ultramarine	1 345	29 553	11 846	192 436
3206419000	Ultramarine	80 183	905 398	224 503	1 950 044
3206421000	Preparations Based On Zinc Sulphide	27 002	27 072	23 095	23 127
3206429000	Litophone & Oth Pigments Based On ZinCSulphide	11 495	93 711	21 000	121 315
3206491000	Preparations Of Other Colouring Matter	216 993	1 257 839	1 235 691	5 268 690
3206499000	Other Colouring Matter Other Than Ultramarine & Lithopone	465 989	2 053 173	2 425 479	11 411 078
3206501000	Preparations Of Inorganic Pigment Of Akind Used As Luminophores	46 319	169 297	374 920	1 405 632
3206509000	Oth Inorganic Pigment/ Colouring Matterof A Kind Used As Luminophc	127 740	712 148	294 653	1 746 803
3207100000	Prepared Pigments, Prep Opacifiers Prepcolors & Similar Prep	1 222 479	6 980 642	2 722 185	18 988 624
3207201000	Enamel Frits	949 807	4 404 929	685 389	3 664 138
3207209000	Oth Vitrifiable Enamels & Glazes, Engobe (Slips) Similar Prep	1 827 588	11 225 622	1 304 935	7 734 115
3207300000	Liquid Lustres & Similar Preparations	26 415	212 853	272 145	1 850 961
3207400000	Glass Frit & Oth Glass, In The Form Ofpowder Granules Or Flakes	11 161 438	59 806 490	5 421 772	28 949 312
3208101100	Varnishes>100-C Hr,Based On Polyesterfor Dental Use, Dispersed In A	26	323	234	2 466
3208101900	Oth Varnishes Based On Polyesters <100-C Hr,Disper In A Nonaqueou	45 971	351 757	278 909	1 789 202
3208109000	Other Paints & Varnishe (Incl Enamels & Lacquers)Polyester Dispers, N	369 378	2 239 073	2 369 833	11 715 545
3208204000	Anti-Fouling/ Anti-Corrosive Paints Forships Hull Base On Acrylic/ Vinyl	78 994	823 387	306 946	3 335 720
3208207000	Varnishes (Including Lacquers), Of Akind Used In Dentistry	26 048	103 493	98 828	395 247
3208209000	Other Paints & Varnishes (Incl Enamels& Lacquers) Based On Acrylic/ V	717 343	20 934 287	3 596 257	17 768 420
3208901100	Varnishes (Incl.Lacquers),Exceed >100-Cheat-Resistant Used In Dentis	2 917	16 241	23 719	115 764
3208901900	Varnishes (Incl.Lacquers),Exceed >100-Cheat-Resistant Used In Oth Tr	406 369	2 279 294	1 875 611	10 975 997
3208902100	Varnishes (Incl.Lacquers),Exceed <100-Cheat-Resistant Used In Dentis	0	24	0	115
3208902900	Varnishes (Incl.Lacquers),Exceed <100-Cheat-Resistant Used In Oth Tr	192 567	935 397	1 582 140	7 633 497
3208909000	Oth Paints & Varnishes Dispersad/ Dissolved In A Nonaqueous Mediu	716 934	3 722 759	3 612 873	18 471 652
3209101000	Varnishes(Incl Lacquer)>100-C Hr-Acrylicvinyl Polymer, Dispersed In A	58 882	646 715	114 924	1 650 567
3209104000	Leather Paints-Based On Acrylic Or Vinyl Polymers Dispers In A Aqueo	125	1 530	155	10 807
3209105000	Anti-Fouling/ Corrosive Paints For Shipshulls Based On Acrylic/ Vynil Po	32 714	101 599	81 185	234 401
3209109000	Oth Paints & Varnishes Dispersedaqueous/ Dissolved In Aqueous Mediu	775 427	3 641 220	1 952 571	9 546 712
3209900000	Oth Paints Based On Others Varnishesdispers In A Aqueous Medium	736 872	4 854 265	2 180 869	14 195 573
3210001010	Varnishes (Incl Lacq) Exc > 100-C Hrresist Of A Kind Used For Finish Le	64 008	286 992	223 913	1 003 448
3210001090	Varnishes (Incl Lacq) Exc < 100-C Hrresist Of A Kind Used For Finish Le	51 165	213 396	352 098	1 235 239
3210002000	Distempers Of A Kind Used For Finishingleather	0	7	0	22

I.3. IMPOR MENURUT KOMODITI / IMPORT BY HS COMMODITY

\*\*\* JUNI/ JUNE 2014 \*\*\*

H S	Uraian Komoditi Commodity Description	Berat Bersih / Net Weight (Kg)		Nilai / Value C.I.F (US\$)	
		Bulan ini Current Month	Kumulatif Cum.Jan. to date	Bulan ini Current Month	Kumulatif Cum.Jan. to date
3210003000	Prepared Water Pigments Of A Kind Usedfor Finishing Leather	12 006	91 348	28 025	270 900
3210005000	Polyurethane Tar Coating Of A Kind Usedfor Finishing Leather	51 764	177 003	182 534	1 049 001
3210009100	Oth Anti-Fouling/ Corr Paints For Ships,Hulls Based On Polyurethane T	787	22 813	608	57 138
3210009900	Other Paints & Varnishes Of A Kind Usedfor Finishing Leather	115 515	525 529	622 174	2 637 068
3211000000	Prepared Driers	209 147	860 894	756 687	2 942 727
3212100000	Stamping Foils	63 892	1 181 332	361 734	3 717 008
3212901100	Aluminium Paste	307 655	1 437 159	1 618 135	8 261 243
3212901300	White Lead Dispersed In Oil	26 683	75 217	147 906	406 183
3212901400	Oth Pigments Of Aluminium Paste, Whitelead Dispersed In Oil For Lea	40 760	297 829	259 041	1 563 419
3212901900	Oth Than Pigments Of Aluminium Paste,White Lead Dispersed In Oil F	97 068	833 825	744 968	4 024 627
3212902200	Oth Dyes Used In The Food Or Drinkindustries	0	5 215	0	42 232
3212902900	Oth Than Dyes In The Food Or Drinkindustries	67 198	264 661	431 336	2 145 975
3213100000	Colours In Tablet, Tube, Jar, Bottle,Pan, Similar Form Or Packing For A	42 964	369 580	137 968	1 556 941
3213900000	Oth Color Not In Tablet, Tube, Jar,Bottle, Pan/Similar Form/Packing F	25 863	149 622	449 759	760 913
3214100000	Glaziers Putty, Grafting Putty, Cementscaulking Compound	562 979	3 527 258	2 180 854	12 348 020
3214900000	Oth Glaziers Putty, Grafting Putty,Cements Caulking Compound	1 108 838	5 147 849	2 738 902	14 625 340
3215111000	Printing Uv Curable Inks-Black	23 951	72 737	432 008	898 713
3215119000	Printing Inks Other Than Uv Curableinks- Black	243 804	1 376 399	4 632 486	24 081 484
3215190000	Printing Inks, Other Than Black	830 011	4 745 392	8 763 685	41 554 162
3215901000	Carbon Mass For One Time Carbon Paper	16 884	18 489	32 924	53 439
3215906000	Drawing Ink And Writing Ink	34 359	274 392	415 033	2 968 913
3215907000	Ink Of A Kind Suitable For Use Withduplicating Machines Of Heading &	1 994	27 627	26 624	592 521
3215909000	Oth Ink Of A Kind Suitable For Use Withduplicating Machines Of Head	166 828	976 339	906 630	6 614 893
3301120000	Essential Oils Of Citrus Of Orange	105 701	465 819	849 360	3 621 996
3301130000	Essential Oils Of Citrus Of Lemon	16 185	50 051	510 193	1 465 083
3301190000	Other Essential Oils Of Citrus Fruit	10 694	186 473	213 181	1 603 650
3301240000	Essential Oils - Of Peppermint(Mentha Piperita)	92 038	432 763	1 739 584	9 366 040
3301250000	Essential Oils - Oth Of Peppermint(Mentha Piperita)	5 499	48 631	118 080	968 234
3301290010	Oth Essential Oil Of Lemon Grass,Citronella, Nutmeg, Cinnamon, Ging	49 065	245 458	615 843	3 270 139
3301290090	Oth Essential Oils-Oth Thanpharmaceutical Grade	159 431	2 231 377	2 287 113	41 764 580
3301300000	Resinoids	1 378	21 104	22 212	239 014
3301901000	Aqueous Distillates & Solutions Ofessential Oils Suitable For Medic Us	29 294	154 013	441 379	2 337 626
3301909000	Oth Essential Oils (Terpeneless Or Not),Incl Concretes& Absolutes; Re	62 114	567 397	1 225 724	8 783 987
3302109000	Oth Mixed Of Odoriferous Of A Kind Usedin The Food Or Drink Industi	683 211	3 308 514	9 835 393	50 621 116
3302900000	Oth Prep Based On Odoriferous Substancesfor The Manufacture Of Bt	1 975 698	13 699 140	32 032 979	173 317 006
3303000000	Perfumes & Toilet Waters	261 882	1 553 107	11 451 160	57 473 901
3304100000	Lip Make-Up Preparations	53 505	191 192	1 448 537	5 899 289
3304200000	Eye Make-Up Preparations	70 714	314 580	1 991 407	9 564 748
3304300000	Manicure Or Pedicure Preparations	22 627	38 355	335 843	668 541
3304910000	Beauty Or Make Up Preparations Powders,Whether Or Not Compress	395 815	1 374 405	2 098 469	8 041 460
3304992000	Anti-Acne Creams	101	5 389	4 166	94 022
3304993000	Oth Face Or Skin Creams & Lotions	772 835	2 936 246	9 327 075	36 384 991
3304999000	Oth Than Anti-Acne Creams And Oth Faceor Skin Creams & Lotions	123 777	743 811	3 187 422	18 118 883
3305101000	Having Anti-Fungai Shampoo	2 648	11 897	28 045	145 975
3305109000	Oth Having Anti-Fungai Shampoo	4 984 373	19 346 766	14 986 966	61 080 636
3305200000	Preparations For Permanent Waving Orstraightening	6 154	159 391	42 832	814 280
3305300000	Hair Lacquers	95 159	273 800	150 431	1 168 829
3305900000	Others Preparations For Use On The Hair	589 229	2 650 907	3 007 370	14 766 376
3306101000	Prophylactic Pastes & Powders	129 891	772 922	639 083	3 911 712
3306109000	Oth Prophylactic Pastes & Powders	0	44 102	0	391 751
3306200000	Yarn Used To Clean Between The Teeth(Denital-Floss)	1 715	3 332	47 632	110 930
3306900000	Oth Yarn Used To Clean Between The Teeth(Denital-Floos)	268 712	1 103 983	629 209	2 326 782
3307100000	Pre-Shave, Shaving Or After-Shavepreparations	6 516	53 589	53 180	280 459
3307200000	Personal Deodorants & Antiperspirants	196 555	1 159 157	1 745 482	10 452 100
3307300000	Perfumed Bath Salts & Oth Bath Prep,Deodor Room Incl Prep Used Re	79 482	807 426	182 845	1 873 246
3307411000	Scanted Powders (Incense) Of A Kind Usedduring Religious Rites	17 095	627 772	17 043	392 641
3307419000	Oth Scanted Powder (Incease) Of A Kindused During Religious Rites	63 472	357 622	90 056	405 598
3307491000	Room Perfuming Preparations, Whetheror Not Having Disinfectant Pr	25 900	319 756	416 409	2 385 767
3307499000	Oth Prep For Perfuming Or Deodor Rooms,Incl Odoriferous Preparat l	307	27 335	18 872	772 721
3307901000	Animal Toilet Preparations	5 828	21 450	40 622	99 469
3307903000	Papers & Tissues, Impregnated Or Coatedwith Perfume Or Cosmetics	85 241	1 557 223	251 103	3 254 708
3307904000	Other Perfumery Or Cosmetics, Includingdepiletorles	0	26 479	0	231 747
3307905000	Contact Lens Solution	73 695	321 670	319 276	1 676 095
3307909000	Oth Animal Toilet Prep, Paper & Tissueother Ferfume Or Cosm, Cont l	5	17 687	32	167 428
3401111000	Soap, Organic Surface-Active-For Toiletuse-Medicated Prods	2	149	38	3 511
3401112000	Bath Soap	916 289	3 804 335	1 512 529	6 554 889
3401113000	Oth Of Felt Or Nonwovens, Impregnated,Coated Or Covered With Soz	1 943	2 382	13 400	28 394
3401119000	Oth Medicated Prod & Oth Of Felt Ornonwovens, Impreg, Coated W/	1 451	43 494	5 980	220 298

I.3. IMPOR MENURUT KOMODITI / IMPORT BY HS COMMODITY

\*\*\* JUNI/ JUNE 2014 \*\*\*

H S	Uraian Komoditi Commodity Description	Berat Bersih / Net Weight (Kg)		Nilai / Value C.I.F (US\$)	
		Bulan ini Current Month	Kumulatif Cum.Jan. to date	Bulan ini Current Month	Kumulatif Cum.Jan. to date
3401191000	Of Felt/Nonwovens Impregnated, Coatedwith Soap Or Detergent	4	49	101	2 137
3401199000	Oth Of Felt Or Nonwovens, Impregnated,Coated Or Covered With Soa	42 528	296 634	132 470	741 071
3401209900	Oth Soap Of Kind Used For Flotationdeinking Or Recycled Paper	397 246	1 436 231	686 602	2 951 543
3401300000	Org Surf-Active Prod & Prep For Washingthe Skin In The Liq/Cream Fo	225 815	632 283	2 157 504	4 516 557
3402111000	Sulphated Fatty Alcohols	87 902	528 344	213 808	1 155 693
3402114000	Sulphanated Alkylbenzene	480 088	2 375 597	827 437	4 339 084
3402119100	Wetting Agents Of A Kind Used In Themanufacture Of Herbicides	41 149	817 196	128 131	2 842 694
3402119900	Oth Anionic-Organic Surface-Active Agentwith Or Not Put Up For Ret	1 225 887	6 001 776	2 173 569	11 232 543
3402121000	Wetting Agents Used In The Manuf Otherbiced-Cationic	122 145	458 261	347 945	1 294 738
3402129000	Oth Cationic-Organic Surface-Activeagent With/Not Put Up For Retail	2 010 691	7 935 322	4 743 918	19 309 327
3402131000	Hydroxyl-Terminated Polybutadiene	253 277	1 261 402	826 475	4 989 736
3402139000	Oth Hydroxil-Terminated Polybutadiene	2 855 479	18 818 881	7 267 950	45 356 562
3402191000	Organic Surface Active Of A Kindsuitable For Use In Fire Extinguishing	23 907	148 059	147 620	334 006
3402199000	Oth Organic Surface-Active Of Kindsuitable For Use In Fire Extinguishii	1 207 354	6 044 812	3 444 509	18 302 124
3402201100	Anionic Surface Active Prep. In Liquidform-Put Up For Retail Sale	163 864	1 229 284	382 930	1 985 206
3402201200	Anionic Washing Prep & Cleaning Prep,Incl Bleach Cleans,Liquid Form	150 761	753 059	293 863	1 713 353
3402201300	Oth Surface Active Preparations- Inliquid Form, For Retail Sale	1 880	97 491	16 892	1 177 638
3402201900	Oth Wash Prep & Clean Prep,Incl Bleachcleans & Degreas Prep,Liquid,	76 632	579 084	515 036	3 105 742
3402209100	Anionic Surface Active Prep. Oth Than Inliquid Form-For Retail Sale	7 255	78 786	27 652	84 976
3402209200	Anionic Washing Prep & Clean Prep, Inclbleach, Cleans-Oth Than Liqui	346 726	1 948 289	297 889	1 960 603
3402209300	Oth Surface Active Preparations	22	1 049	3 073	6 531
3402209900	Oth Wash Prep & Clean Prep /Cleaningprep Incl Bleaching, Cleansing,	443 527	2 513 606	799 093	4 391 231
3402901100	Wetting Agents Of Anionic Surface Activepreparations	137 707	911 609	562 879	3 036 071
3402901200	Oth Anionic Wash Prep Not Wetting Agents	1 380 917	7 290 553	3 326 193	16 080 953
3402901300	Anionic Washing Prep.Or Cleaning Inclbleaching, Cleansing Or Degrea	589 549	2 231 241	1 073 639	5 842 693
3402901400	Wetting Agents Of Other Surface Activepreparations	24 631	258 144	96 899	554 751
3402901500	Oth Organic Surface Active In Liquidform, Not Wetting Agents	189 717	886 142	670 181	2 949 557
3402901900	Oth Wash Prep Or Clean Prep, Incl Bleachcleans Or Degreasing Prep	263 926	1 616 858	745 745	4 298 469
3402909100	Wetting Agents Of Anionic Surface Activepreparations	29 535	285 360	80 476	850 294
3402909200	Anionic Wash Prep & Clean Prep,Inclbleach,Cleans-Not Liquid-Not Ret	115 514	407 828	399 061	1 671 112
3402909300	Anionic Surface-Active Prep,Not Liquidform Not For Retail Sale	235 038	513 355	546 763	1 258 821
3402909400	Anionic Surface-Active Prep, Not Liquidform, Wetting Agent Not For F	5 940	47 286	26 225	157 160
3402909500	Anionic Surface-Active Prep, Not Liquidform,Not Wett Agent Not For l	124 736	1 182 131	278 208	2 875 129
3402909900	Oth Wash/Lean Prep,Incl Bleach Cleansoth Than Liquid-Not For Retail	95 683	226 699	147 813	1 003 133
3403111100	Liquid Lubricating Oil Prep, For Treatmof Textile,Or Oth Material, Con	40 024	673 168	111 286	1 883 885
3403111900	Oth Liquid Preprtion For The Treatmenttextile Or Oth Materials, Cont	27 810	151 343	142 464	574 269
3403119000	Liq Prep For The Treatment Of Textile Materials,Oth Than Liquid,Con	391 516	2 168 049	1 162 618	6 220 600
3403191100	Liquid Oil For Aircraft Engine Contpetroils/ Oils Obtain. Bituminous Mi	0	31 055	0	215 257
3403191200	Oth Liquid Prep Content Slicone Oil,Cont Petrole Oils,Or Bituminous M	17 645	104 934	60 170	524 282
3403191900	Oth Liquid For Other Purposes Contpetrol Oil Or Bituminous Mineral C	1 545 684	7 057 877	4 062 521	18 397 684
3403199000	Oth Lubricating Prep Cont Petroleum Oil	449 354	2 143 323	2 398 597	10 473 354
3403911100	Liquid Prep Cont Slicone Oil-For Treatof Textile,Or Oth Matt,Not Cont	52 985	308 521	203 203	1 307 528
3403911900	Liquid Prep For Treatment Of Textilemater,Not Cont Petroleum Oil &	246 795	1 545 392	739 778	4 518 644
3403919000	Liquid Preparat For Treatment Of Textilor The Material, Not Cont Petr	850 343	4 808 274	2 396 250	13 204 577
3403991100	Liquid Oil For Aircraft Engine Not Contpetroleum Oils Or Oils Obtain B	42	9 972	180	26 338
3403991200	Oth Liquid Prep Content Slicone Oilcont Petrol Oil,Or Bituminous Min	11 040	56 532	27 001	138 411
3403991900	Oth Liquid For Other Purpose Not Contpetroleum Oil Or Bituminous M	46 905	340 218	156 689	1 156 529
3403999000	Preparat For Treat Of Textile,Leatheroth Mater,Not Cont Petrol Oil,Nc	614 769	2 976 155	3 446 247	17 673 866
3404200000	Artificial Waxes & Prepared Waxes,Ofpoly(Oxyethylene) (Polyethylen	483 696	2 714 538	1 299 050	6 807 345
3404901000	Oth Artificial Waxes & Prepared Waxes.	91 862	219 305	293 767	737 874
3404909000	Oth Artificial Waxes & Prepared Waxes.	1 135 249	8 059 620	2 678 055	19 136 868
3405100000	Polishes, Creams & Similar Preparat Forwear Or Leather	11 681	103 574	106 914	558 445
3405200000	Polishes,Creams & Similar Prep For Themaintenance Of Wooden Furn	841	14 542	11 590	121 930
3405300000	Polishes & Similar Prep For Coachwork,Oth Than Metal Polishes	96 591	522 517	348 371	1 323 031
3405401000	Abrasive Lapping & Honing,In The Form Offlour,Scouring Pastes & Pov	156	18 208	341	36 246
3405409000	Oth Scouring Pastes & Powders & Othscouring Preparations	16 247	90 817	89 563	583 804
3405901000	Metal Polishers	1 103	135 547	12 816	278 751
3405909000	Oth Polishes & Cream, For Footwear,Furniture, Floors	36 478	166 793	40 242	267 250
3406000000	Candles, Tapers & The Like	108 239	527 441	204 771	1 141 804
3407001000	Modelling Pastes, Incl Those Put Up Forchildrens Amusement	8 772	199 497	52 310	675 782
3407002000	Prep Known As ""Dental Wax"", In Sets,Packings,Retail Sale Or In Plat	106	198	617	2 685
3407003000	Other Preparations For Use In Dentistry,With A Basis Of Plaster Of Cal	7 191	10 639	38 531	97 846
3501100000	Casein	262 561	1 084 553	2 888 705	11 968 868
3501901000	Caseinates & Other Casein Derivatives	262 140	1 673 355	3 347 709	20 201 776
3501902000	Casein Glues	0	46	0	5 307
3502110000	Egg Albumin - Dried	10 000	78 952	120 000	726 125
3502190000	Egg Albumin - Oth Than Dried	0	1 860	0	17 333
3502200000	Milk Albumin,Incl Concentrates Of >= 2Whey Proteins	19 795	336 035	273 177	4 108 166

I.3. IM POR M ENURUT KOM ODITI / IM PORT BY HS COMM ODITY

\*\*\* JUNI/ JUNE 2014 \*\*\*

H S	Uraian Komoditi Commodity Description	Berat Bersih / Net Weight (Kg)		Nilai / Value C.I.F (US\$)	
		Bulan ini Current Month	Kumulatif Cum.Jan. to date	Bulan ini Current Month	Kumulatif Cum.Jan. to date
3502900000	Oth Egg Albumin	588	1 178	30 699	62 288
3503001100	Glues Of Fish Glues	6	748	508	4 001
3503001900	Glues Of Oth Than Fish Glues	50 055	118 943	56 472	244 051
3503003000	Isinglass	1 370	16 697	12 012	94 529
3503004100	Gelatin In Powder Form With Bloatinglevel A-250 Or B-230 Or Higher	30 727	180 879	249 676	1 509 086
3503004900	Oth Gelatin Derivatives,Isinglass,Othglue Of Animal Origin,Excl Casein	401 000	2 105 859	3 106 100	16 431 218
3504000000	Peptones And Their Derivatives, Othprotein Substances And Their	468 944	2 599 737	2 485 132	12 616 102
3505101000	Dextrins, Soluble Or Roasted Starches	867 741	6 224 155	788 825	6 253 206
3505109000	Oth Dextrins & Oth Modified Starches	12 112 414	54 428 383	10 513 822	50 992 932
3505200000	Glues Based On Starches/ Dextrins	436 364	3 281 080	887 892	5 568 298
3506100000	Prods Suitable For Use As Glues/ Adhesive For Ret Sale As Glues/ Adhe	359 233	2 514 411	1 229 456	9 684 042
3506910000	Adhesives Based On Polymers Of Heading39.01 To 39.13 Or On Rubbr	3 062 969	15 461 992	9 354 228	50 521 881
3506990000	Oth Adhesives Based On Polymers Ofheadings 39.01 To 39.13 Or On F	2 086 460	10 345 085	6 830 376	36 985 261
3507100000	Rennet & Concentrates Thereof	0	129	0	12 448
3507900000	Oth Enzymes; Prepared Enzymes Nes Orinclude	363 904	2 129 711	2 723 496	14 432 527
3601000000	Propellent Powders	0	87 785	0	1 709 686
3602000000	Prepared Explosive, Oth Than Propellentpowders	366 664	970 451	2 770 856	11 031 890
3603001000	Semi-Fuses, Elemented Caps, Signal Tubes	65	75	2 112	2 968
3603002000	Safety Fuses Or Detonating Fuses	46 322	280 522	276 827	3 660 828
3603009000	Oth Safety Fuses, Detonat Fuses,Percussion Detonat Caps,Igniters,Ele	494 073	1 170 602	8 843 678	26 988 619
3604100000	Firecrackers And Other Fireworks	3 502 828	14 117 657	4 402 744	18 022 679
3604903000	Signalling Flares Or Rockets	0	3	0	5 597
3604909000	Oth Miniatur Pyrotechnic Munitions & Percussions Cap For Toy, Signal	30	85 654	318	488 357
3605000000	Matches ,Oth Than Pyrotechnic Article Of 36.04	0	0	0	0
3606100000	Liquid/ Liquified-Gas Fuel In Containersused For Filling Or Refilling <=	286	25 962	1 791	33 205
3606901000	Solid Or Semi-Solid Fuels, Solidifiedalcohol & Oth Smilar Prepared Fu	589	1 944	2 367	9 413
3606902000	Lighter Flints	205	39 948	1 828	718 462
3606904000	Resin Torches, Firelighters & The Like	0	5 949	0	21 063
3606909000	Oth Solid Or Semi-Solid Fuels,Solidified Alc & Oth Smiliar Prep Fuels	3 627	7 746	61 454	95 795
3701100000	Photographic Plates & Film In The Flatsensitised For X-Ray	44 479	314 821	1 122 147	7 249 959
3701200000	Photographic Plates & Film In The Flatsensitised For Instants Print Film	29	12 909	667	1 057 181
3701300000	Oth Plates & Film, With Any Side>255 Mm	298 208	2 702 449	1 381 109	10 511 485
3701911000	Photo Plates & Film In The Flatsensitised Suitable For Use In The Print	306	3 911	2 654	11 321
3701919000	Oth Photo Plates & Film In The Flatsensitised Suitable For Use In The f	0	7 437	0	18 919
3701991000	Oth Plats & Film Photogrhap (Polychrome)Specially Manuf For Printin	116 154	589 991	91 822	784 183
3701999000	Oth Polychrome Suitable For Use In Theprinting Industry	6 670	31 053	85 023	181 551
3702100000	Photographic Film In Rolls, Sensitisedfor X-Ray	287	7 166	19 152	633 589
3702320090	Oth Photo Film In Roll, Sensitisedsuitable For Use In Medical,Surgical,I	87	14 883	43	38 837
3702390010	Infra Red Transparent Film	0	1 302	0	17 656
3702390090	Oth Film, Without Perforat, Of A Width <105 Mm	209	1 657	6 816	39 278
3702420090	Film Oth Than For Color Photogr',Width >610Mm, Length >200M	0	1	0	1
3702430090	Oth Film, Width > 610Mm, Length < 200Mpecially Prepared For Med	188	758	7 777	19 690
3702440010	Infra Red Transparent Film, 105Mm <Width < 610Mm	0	17 944	0	146 000
3702440090	Oth Film, 105Mm< Width<610Mm, Speciallyprepared For Medical Ser	4 217	68 249	88 260	624 903
3702530000	Film For Colorphoto 16Mm<Width<35Mm,Length<30M For Slides	35	35	606	606
3702979000	Oth Film Width<35Mm, Length>30 Suitablefor Use In Cinematograph;	8	48	188	645
3702989000	Oth Film Oth Than For Color Photography	0	33	0	5 183
3703101000	Photographic Paper, Paperboard&Textil,Unexposed, Rolls,Width Of 6	103	23 738	101	96 681
3703109000	Photographic Paper, Paperboard&Textil,Unexposed, Rolls,Width Of 6	97 687	434 088	618 639	2 745 515
3703200000	Oth Photograph Paper, Sensitis, Unex-Posed For Color Photography	193 702	837 613	1 146 188	5 028 965
3703900000	Oth Photograph Paper, Paperboard & Textsensitised, Unexposed.	52 456	174 081	87 985	464 337
3704001000	Plate & Film For X-Ray,Unexposed But Notdeveloped	30	3 440	3 236	69 950
3704009000	Oth Photograph Plates,Film,,Paper,Paper-Board & Textiles,Expos But N	1 118	8 433	20 616	49 717
3705100000	Photograph Plates & Film, Exposed & Developed,For Offset Reproduc	10 178	35 525	10 273	55 360
3705901000	Photograph Plates & Film, Exposed & Developed For X-Ray	0	570	0	105 506
3705902000	Microfilms, Exposed And Developed	0	59	0	47 534
3705909000	Oth Photograph Plates & Film,Expos & Developed,Oth Than Cinemato;	20 110	238 269	16 423	957 905
3706103000	Cnematograph Film,Expos & Develop,Ofwidth>= 35 Mm,With Picturei	0	3	0	32
3706109000	Oth Cinematograph Film, Expos & Developed Of A Width >= 35 Mm	135	702	12 333	64 123
3706901000	Newsreels,Travelog,Technical&Scientificfilm,Expose & Develop,Of A W	1	3	10	206
3706903000	Oth Cinematographic Film,Expos & Developwith Or Not Incorporating	3	19	14	76
3706909000	Oth Cinematgrphic Film,Expos & Developwith Or Not Incorporating Sc	3	188	1 337	7 171
3707100000	Sensitising Emulsion,For Photo Use(Oth Than Varnishes, Glue, Adhesi	2 217	30 352	23 095	178 798
3707901000	Flashlight Materials, Unmixed Prods Forphoto Uses,Put Up In Measur	50 401	83 793	50 548	92 531
3707909000	Oth Chemical Prep For Photographic Uses,Put In Measur Portions, Re	222 518	1 521 542	923 105	6 819 857
3801100000	Artificial Graphit,In The Form Of Pasteblocks,Plates Or Oth Semimanu	760 360	2 599 913	996 384	4 128 754
3801200000	Colloidal/ Semi-Colloidal Graphite, Inpastes,Blocks,Plates Or Oth Semii	320	14 269	6 833	115 359
3801300000	Carbonaceous Pastes For Electrodes & Smilar Paste & For Furnace Lin	821 621	4 543 063	685 792	3 011 659

**I.3. IMPOR MENURUT KOMODITI / IMPORT BY HS COMMODITY**  
**\*\*\* JUNI/ JUNE 2014 \*\*\***

H S	Uraian Komoditi Commodity Description	Berat Bersih / Net Weight (Kg)		Nilai / Value C.I.F (US\$)	
		Bulan ini Current Month	Kumulatif Cum.Jan. to date	Bulan ini Current Month	Kumulatif Cum.Jan. to date
3801900000	Oth Artificial Graphit;Colloidal Or Semigraphite,Pastes, Blocks Or Plat	222 257	1 318 742	215 894	2 155 008
3802100000	Activated Carbon, Including Spent Animalblack	692 199	4 464 656	1 468 392	8 139 248
3802901000	Activated Bauxite, Including Spontanumal Black	150 433	732 464	137 783	427 556
3802902000	Activated Clays & Activated Earth, Inclspent Animal Black	95 495	870 051	213 109	701 975
3802909000	Oth Activat Natural Mineral Prod.,Animalblack Include Spent Animal B	980 566	6 267 025	557 314	3 927 785
3803000000	Tall Oil, Whether Or Not Refined	0	34 120	0	61 230
3804001000	Concentrated Sulphite Lye	244 000	1 453 009	205 828	1 105 802
3804009000	Oth Residual Lyes From Woodpulp With Ornot Concentrat,Desugar / (	976 853	5 138 583	1 501 869	7 524 622
3805100000	Gum, Wood Or Sulphate Turpentine Oils	1 169	109 979	2 224	224 815
3805900000	Oth Terpenic Oil Produc By The Distillat Of Coniferous Wood & Oth Cr	198 592	1 094 586	541 400	2 951 750
3806100000	Rosin & Resin Acids	327 763	1 078 225	2 891 741	5 272 186
3806200000	Salt Of Rosin,Of Resin Acid, Of Drv Orresin Acid,Oth Than Salt Of Rosir	21	93 358	512	336 892
3806301000	Ester Gums - In Blocks	19 500	156 000	59 085	486 915
3806309000	Ester Gums - In Oth Forms	121 768	594 429	445 263	2 453 779
3806901000	Run Gums In Blocks	20 160	55 260	46 973	169 875
3806909000	Oth Derivates Rosin & Resin Acids Thereo	417 179	3 092 818	899 227	7 572 521
3807000000	Wood Tar, Wood Tar Oils, Wood Creosote,Wood Naphtha, Vegetable	6 018	29 648	34 739	126 243
3808501000	Insecticides, In Subhd Note 1	228 020	1 195 694	1 608 827	6 752 376
3808502100	Fungicides In Aerosol Containers	381	54 201	1 637	526 013
3808502900	Oth Fungicides In Aerosol Containers	202 127	1 385 537	682 701	4 501 078
3808503900	Oth Herbicides In Aerosol Containers	82 732	647 515	154 687	2 170 196
3808504000	Herbicides, Anti-Sprouting Products Subhnote 1	100 648	396 630	327 163	1 356 672
3808505000	Herbicides Plant-Growth Reg Subhd Note 1	12 798	120 290	53 340	470 536
3808506000	Disinfectants, Subhd Note 1	7 807	186 386	24 914	904 441
3808509900	Oth Disinfec,Smlar Prod.,Put Up In Form/Pack For Ret Sale,Subhd1,Noi	6 566	18 522	37 936	92 250
3808911100	Intermediate Preparation For The Mnfactof Insecticides Cont 2-(1-Me	0	10 543	0	65 500
3808911900	Oth Intermediate Preparatfor The Mnfactof Insecticides Cont 2-(1-Me	429 102	2 286 888	3 454 408	15 584 958
3808912000	Intermediate Preparation For The Mnfactof Insecticides Of Mosquito	120	60 850	3 820	88 421
3808913000	Intermediate Preparation For The Mnfactof Insecticides Of Mosquito	0	3 000	0	4 460
3808919100	Insecticides In Aerosol Containers Havina Deodorosing Function	40 000	123 508	28 160	91 283
3808919200	Oth Insecticides In Aerosol Containershaving A Deodorosing Function	2 822	454 929	30 933	1 195 392
3808919300	Oth Insecticides In Oth Aerosol Containehaving A Deodorosing Functi	7 728	208 144	52 500	1 541 763
3808919900	Oth Insecticides In Oth Aerosol Containehaving Oth Function	677 124	3 963 479	9 679 472	55 907 058
3808921900	Oth Fungicides, In Aerosol Container W/Avalidamycin Cont<3% Nettc	163 890	946 833	202 957	2 575 122
3808929000	Oth Fungicides, In Aerosol Container	1 090 248	6 326 624	6 061 859	46 339 822
3808931100	Herbicides, Anti-Sprouting Product Andplant-Growth Regulator In Aer	0	4 000	0	19 200
3808931900	Oth Herbicides,Anti-Sprouting Product & Plant-Growth Regulator In Ae	2 193 328	17 467 104	13 578 489	76 338 637
3808932000	Herbicides, Anti-Sprouting Products Notsubhd Note 1	0	454 176	0	1 064 640
3808933000	Herbicides, Plant-Growth Regulator, Notsubhd Note 1	262 793	1 931 567	618 746	5 701 735
3808941000	Disinfectants Containing Mixtures Of Coal Tar Acid And Alkalis	0	11 998	0	45 868
3808942000	Oth Disinfectants Containing Mixtures Ofcoal Tar Acid And Alkalis In A	0	1 169	0	6 973
3808949000	Oth Disinfectants Containing Mixtures Ofcoal Tar Acid And Alkalis	345 439	1 091 507	1 312 832	4 308 594
3808991000	Wood Preserv Containing Insecticides Orfungicides	20 000	197 781	19 760	263 313
3808999000	Oth Wood Preserv Containing Insecticidesor Fungicides	229 638	1 167 553	335 203	3 314 755
3809100000	Finish Agent,Dye Carriers To Accele Witha Basis Of Amylaceous Subst:	292 033	2 001 292	282 031	1 969 744
3809911000	Finish Agent,Dye Carriers To Accele Kindused In The Textile Or Like In	9 829 794	32 270 542	12 341 034	40 710 299
3809919000	Softening Of Finish Agent,Dye Carrier Toaccele Kind Used In The Tex/	1 006 276	6 415 394	2 411 140	17 038 944
3809920000	Oth Finish Agent,Dye Carriers To Accelekind Used In The Paper Or Lik	2 855 638	13 737 060	5 500 832	26 799 306
3809930000	Oth Finish Agent,Dye Carriers To Accelekind Used In The Leather Or Li	159 051	1 931 432	551 969	5 526 507
3810100000	Pickling Prep For Metal Surface,Soldering, Brazing, Welding Powders	912 741	4 999 067	3 823 490	19 968 941
3810900000	Other Prep Of A Kind Used As Cores Orcoating For Weld Electrodes Or	417 654	3 707 514	1 798 219	11 758 865
3811110000	Anti-Knock Preparation, Based On Leadbased On Lead Compound	142	1 721	2 383	13 359
3811190000	Oth Anti-Knock Preparations	59 259	808 770	319 469	3 639 313
3811211000	Additive For Lubricat Oils,Cont Petroilil & Oil Obtain From Bitumin,Re	8 655	101 781	102 308	781 082
3811219000	Additive For Lubricat Oils,Cont Petroilil & Oil Obtain From Bitumin,Nc	4 809 667	25 246 716	17 823 855	95 296 108
3811290000	Oth Additive For Lubricat Oils,Contpetrol Oil & Oil Obtain From Otmn	451 179	1 080 980	1 267 310	3 660 841
3811901000	Anti Knock Prep, Rust Preventativ & Corrosion Inhibitors	274 635	1 319 535	1 246 436	6 026 568
3811909000	Oth Anti-Knock Prep.,For Mineral Oilliquid Used As Mineral Oils	535 803	3 160 394	1 889 408	10 128 210
3812100000	Prepared Rubber Accelerators	2 286 599	12 412 229	6 473 190	34 164 376
3812200000	Compound Plasticisers For Rubber Orplastics	1 634 581	7 866 210	2 205 481	12 232 799
3812300000	Anti Oxidising Prep & Oth Compoundstabilisers For Rubber Or Plastics	2 962 801	17 074 222	7 548 472	45 213 072
3813000000	Prep. & Charge For Fire-Extinguishercharged Fire-Extinguishing Grena	335 080	1 602 502	417 869	2 996 565
3814000000	Organic Composite Solvents & Thinners,Prepared Paint Or Varnish Re	805 785	5 806 168	2 702 776	18 058 442
3815110000	Supported Catalyst,With Nickel/Nickelcompounds As The Active Subst	58 071	434 438	647 843	4 488 050
3815120000	Supported Catalyst, With Precious Metalcompounds As The Active Sul	15 492	152 858	685 351	4 216 983
3815190000	Oth Supported Catalysts	154 835	1 439 978	1 219 006	9 681 912
3815900000	Oth Reaction Initiators,Reactionaccelerators Catalytic Prep, Nes Or In	978 554	7 320 894	7 976 022	41 353 399
3816001000	Refractory Cements	3 169 276	13 210 398	2 201 626	9 674 591

I.3. IMPOR MENURUT KOMODITI / IMPORT BY HS COMMODITY

\*\*\* JUNI/ JUNE 2014 \*\*\*

HS	Uraian Komoditi Commodity Description	Berat Bersih / Net Weight (Kg)		Nilai / Value C.I.F (US\$)	
		Bulan ini Current Month	Kumulatif Cum.Jan. to date	Bulan ini Current Month	Kumulatif Cum.Jan. to date
3816009000	Oth Refractory Cements	2 314 897	15 012 141	2 199 674	13 794 533
3817000000	Mixed Alkylbenzenes & Mixed Alkyl-naphthalenes Oth Than Head 270	7 295 068	29 800 000	13 495 955	56 300 839
3818000000	Wafers/ Discs With Silicon Content	30 943	199 795	1 930 125	41 559 268
3819000000	Hyd Brake Fluid&Oth For Hyd Trnsmssionwhether Or Not Cont<70% V	330 210	1 065 746	842 211	3 039 603
3820000000	Anti-Freezing Preparations & Preparedand Prepared De-Icing Fluids	102 467	1 569 003	354 481	3 541 100
3821001000	Prepared Culture Media For Developmentof Micro Organics	14 659	50 301	632 939	2 160 042
3821009000	Oth Prepared Culture Media Fordevelopment Of Micro Organics	442	9 689	46 848	340 231
3822001000	Plate,Sheet, Film , Foil&Strip Of Plasticimpreghtd/ Coated With Diag Re	31 719	203 818	1 550 037	9 264 415
3822002000	Paperboard,Cellulose Wadding & Web Fibreimpreghtd/ Coated With I	9 611	30 892	352 737	1 756 694
3822003000	Sterilisation Indicator Strips And Tapes	8 387	48 479	158 750	1 058 654
3822009000	Oth Diagnostic/Lab Reagents & Preparedwhether Or Not Head 30.02	129 509	1 117 960	5 713 877	29 513 753
3823110000	Stearic Acids	340 991	2 954 007	407 993	3 439 740
3823120000	Oleic Acids	123	126 213	710	227 903
3823130000	Tall Oils Fatty Acids	84 092	1 312 617	104 918	1 770 592
3823191000	Acids Oil From Refining	2	1 296	69	36 770
3823199000	Oth Industrial Monocarboxylic Fatty Acid	727 327	4 560 726	1 218 630	7 273 288
3823701000	Industry Fatty Alcohols In The Form Ofwax	15 427	62 278	56 183	253 042
3823709000	Oth Industry Fatty Alcohols In The Form Of Wax	1 542 982	10 753 159	2 880 170	19 735 901
3824100000	Prepared Binders For Foundry Moulds Orcore	331 120	3 105 580	604 865	4 870 701
3824300000	Non-Agglomerated Metal Carbides Mixedtogether With Metallic Bind	9 884	22 459	125 223	292 470
3824400000	Prepared Additives For Cements, Mortarsor Concretes	3 291 022	18 337 043	9 418 290	40 138 498
3824500000	Non-Refractory Mortars & Concretes	44 071	3 181 562	92 429	1 499 782
3824600000	Sorbitol Oth Than That Ofsubheading 2905.44	730 919	2 331 506	455 253	1 519 879
3824719000	Oth Mix Cont Halogenated, Drv Methane, Ethane Cont Cfcs, Pfc, Hfcs	0	14 121	0	376 020
3824720000	Mix Cont Halogenated, Drv Methane,Ethane Cont Bromochlorodi(Tri)	54	301	1 717	7 125
3824730000	Mix Cont Halogenated, Drv Methane,Ethane Containing Hbfcs	1 272	11 747	59 025	457 581
3824749000	Oth Mix Cont Halogen,Drv Methane,Ethanecont Hbfcs<70% Petro Oil/	23 244	293 906	93 088	1 372 568
3824750000	Mix Cont Halogenated, Drv Methane,Ethanecontaining Carbon Tetrac	5 392	37 846	18 984	145 441
3824760000	Mix Cont Halogenated,Drv Methane,Ethanecont 1,1,1-3-Chloroethanl	126	1 237	691	6 183
3824770000	Mix Cont Halogenated, Drv Methane,Ethanecont Bromomethane / Br	16 000	16 000	19 040	19 040
3824780000	Mix Cont Halogenated, Drv Methane,Ethanecont Pfc Or Hfcs But Not	36 833	86 920	215 135	516 062
3824790000	Other Mix Cont Halogenated, Drv Methane,Ethane	389 008	2 635 757	1 360 314	9 361 465
3824810000	Mix & Preparation Containing Oxirane(Ethylene Oxide)	31 002	241 044	98 567	735 964
3824820000	Mix & Preparation Containing Pbbs, Pcb, Pcts	10 900	85 234	83 738	531 478
3824830000	Mixtures & Preparation Containing Tris(2,3-Dibromopropyl) Phosphat	39 840	102 116	72 883	190 499
3824901000	Ink Removers,Stencil Correctors & Oth,Corrector Fluids In Package	197 485	1 016 176	727 637	3 372 113
3824903000	Copying Pastes With A Basis Of Gelatinpresented In Bulk/ Ready To Us	42 001	264 520	206 911	1 389 430
3824904000	Composite Inorganic Solvents	834 804	3 619 870	3 031 525	13 312 266
3824905000	Acetone Oil	8 791	48 873	42 740	369 923
3824906000	Preparations/ Mixtures Cont Monosodiumglutamate	114 122	760 098	601 491	3 012 845
3824907000	Mixtures Of Chemical, Of A Kind Used Inmanufactured Of Foodstuff	609 806	4 379 659	2 617 492	16 371 302
3824909100	Naphthenic Acids, Their Water Insolublesalts And Their Esters	549 897	2 758 924	1 560 921	8 197 563
3824909900	Oth Prods & Preparations Cont Cfc-11,12,115, And Halon	1 037 421	33 857 948	6 768 515	36 238 224
3825500000	Waste Of Metal Pickling Liquor, Hydraulicbrake Flinds, Anti Freeze Flind	0	9	0	128
3825690000	Oth Waste From Chemical/ Allied Industoth Than Cont.Organic Constit	0	44	0	3 196
3826001000	Coconut Methyl Ester (Cme)	0	107	0	1 709
3901101200	Linier Low Density Polyethylene In Theform Of Liquids Or Pastes	199 334	895 760	385 887	1 621 471
3901101900	Oth Linier Low Density Polyethylene Inthe Form Of Liquids Or Pastes	1 405 406	9 709 669	3 021 396	19 725 602
3901109200	Polyethylene Having A Specific Gravity <0.94 In Oth Form	16 325 551	93 104 630	25 240 560	141 192 493
3901109910	Low Density Polyethylene	15 784 124	106 874 680	26 460 517	179 487 256
3901109990	Oth Low Density Polyethylene	1 269 594	7 250 103	2 657 422	15 074 460
3901200000	Polyethylene Having A Specific Gravity0.94 Or More	21 206 424	132 513 919	34 113 338	209 555 595
3901300000	Ethylene-Vinyl Acetate Copolymers	5 254 090	28 786 544	8 634 631	48 659 199
3901904000	Polymers Of Ethylene In Dispersions	504 737	2 899 168	880 488	4 903 580
3901909000	Oth Polymers Of Ethylene In Oth Form	8 497 014	54 181 296	16 882 274	107 030 078
3902103000	Polypropylene In Oth Form	79 464	402 157	90 216	408 778
3902109010	Polypropylene In Dispersion	84 975	474 457	197 359	1 247 387
3902109020	Polypropylene In Granule Form	43 031 876	258 231 770	65 938 376	394 511 968
3902109090	Polypropylene In Oth Form	3 762 616	20 366 895	7 288 584	39 918 048
3902200010	Polysobutylene Liquids/ Pastes	216 289	1 163 995	532 699	3 980 547
3902200090	Polysobutylene In Oth Forms	187 030	721 185	550 308	2 234 950
3902303000	Propylene Copolymers In Liquid Or Pastes	20 797	537 780	21 984	2 662 940
3902309010	Propylene Copolymers In Granule	26 726 251	151 602 860	45 455 347	257 355 369
3902309090	Propylene Copolymers In Other Forms	1 354 764	5 950 734	2 313 470	10 257 972
3902901000	Oth Polymers Of Propylene In Oth Form	5 209	351 354	29 265	1 192 881
3902909010	Oth Polymers Of Propylene In Liquid Orpastes	40 202	232 644	163 532	843 021
3902909090	Oth Polymers Of Propylene In Oth Form	596 154	3 295 805	1 699 629	10 127 765
3903111000	Expansible Polymers Of Styrene Ingranule	1 333 083	6 984 270	3 000 071	15 290 723



I.3. IMPOR MENURUT KOMODITI / IMPORT BY HS COMMODITY

\*\*\* JUNI/ JUNE 2014 \*\*\*

H S	Uraian Komoditi Commodity Description	Berat Bersih / Net Weight (Kg)		Nilai / Value C.I.F (US\$)	
		Bulan ini Current Month	Kumulatif Cum.Jan. to date	Bulan ini Current Month	Kumulatif Cum.Jan. to date
3903119000	Oth Expansible Polymers Of Styrene Ingranule	303 960	2 879 429	603 591	6 247 542
3903191000	Unexpansible Polymers Of Styreneindispersions	109 448	580 824	152 450	864 760
3903192100	High Impact Polystyrene In Granules	1 696 595	12 617 395	3 119 931	23 524 345
3903192900	Oth High Impact Polystyrene In Granule	1 380 095	8 346 583	2 541 165	15 527 958
3903199100	Oth High Impact Polystyrene In Oth Form	311 384	1 983 553	671 157	4 560 155
3903199900	Oth Polymers Of Styrene In Primary Form	311 259	3 322 976	719 100	6 172 724
3903204000	Styrene-Acrylonitrile (San) Copolymersin Aquaeous Dispersion	19	10 707	385	26 918
3903209000	Oth Styrene-Acrylonitrile (San)Copolymers	922 855	5 939 303	2 084 824	13 842 776
3903304000	Acrylonitrile-Butadiene-Styrene (Abs)Copolymers In Aquaeons Disper:	0	7 696	0	31 356
3903306000	Acrylonitrile-Butadiene-Styrenecopolymers In Granules	2 674 226	18 466 281	6 351 521	42 534 060
3903309000	Acrylonitrile-Butadiene-Styrenecopolymers In Other Form	7 345 693	37 055 931	16 893 792	84 132 298
3903903000	Oth Polymers Of Styrene In Aquaeonsdispersion	100 485	814 774	285 489	2 106 314
3903909100	High Impact Polystyrene Ofacrylonitrile-Butadiene-Styrene	62 910	378 916	135 927	678 744
3903909900	Oth High Impact Polystyrene Ofacrylonitrile-Butadiene-Styrene	1 666 020	5 701 211	3 934 950	14 253 642
3904101000	Pvc Homopolymers, Suspension Type Notmixed With Oth Substances	2 302 770	10 228 683	2 479 481	11 255 320
3904109100	Pvc In Granule	74 554	1 116 770	72 985	1 785 077
3904109200	Pvc In Powder	1 569 286	20 731 808	1 749 363	22 026 671
3904109900	Pvc In Other Form	1 451 187	11 431 326	1 939 282	16 830 563
3904211000	Oth Poly(Vinyl Chloride) Non Plasticised In Granule	46 000	204 708	57 589	268 494
3904212000	Oth Poly(Vinyl Chloride) Non Plasticised In Powder	5 231	33 208	9 653	65 187
3904219000	Oth Poly(Vinyl Chloride) Non Plasticised In Oth Form	303 313	1 463 610	422 340	2 340 405
3904221000	Oth Poly(Vinyl Chloride) Plasticised Indispersions	18 000	171 830	18 000	1 212 907
3904222000	Oth Poly(Vinyl Chloride) Plasticised Ingranule	146 555	721 121	257 049	1 246 766
3904223000	Oth Poly(Vinyl Chloride) Plasticised Inpowder	0	799 157	0	487 471
3904229000	Oth Poly(Vinyl Chloride) Plasticised	452 534	2 210 347	921 881	4 029 255
3904301000	Vinyl Chloride-Vinyl Acetate Copolymersin Granule	50 254	344 690	159 135	1 110 724
3904302000	Vinyl Chloride-Vinyl Acetate Copolymersin Powder	73 684	516 787	284 974	1 404 930
3904309000	Vinyl Chloride-Vinyl Acetate Copolymersin Oth Form	187 324	731 941	352 047	1 673 482
3904401000	Oth Vinyl Chloride Copolymers In Granule	24 834	218 139	86 508	762 550
3904402000	Oth Vinyl Chloride Copolymers In Powder	5 986	83 761	22 320	247 367
3904409000	Oth Vinyl Chloride Copolymers In Othform	10 659	186 876	38 808	768 618
3904504000	Vinylidene Chloride Polymr In Dispersion	12 759	243 460	12 992	455 545
3904505000	Vinylidene Chloride Polymers In Granule	158 485	1 180 963	235 519	1 739 936
3904506000	Vinylidene Chloride Polymers In Powder	0	419	0	695
3904509000	Vinylidene Chloride Polymers In Othform	357 670	1 729 231	688 407	3 693 092
3904611000	Fuoro-Polymers Polytetrafluoroethylenein Granule	414	2 269	6 374	35 677
3904612000	Fuoro-Polymers Polytetrafluoroethylenein Powder	245	1 392	1 894	10 161
3904619000	Fuoro-Polymers Polytetrafluoroethylenein Oth Form	26 690	67 461	177 386	906 836
3904693000	Fuoro-Polymers Polytetrafluoroethylenedispersions	4 500	15 775	102 251	254 004
3904695000	Oth Fluoro-Polymers In Powder	540	1 082	13 500	27 235
3904699000	Oth Fluoro-Polymers In Oth Form	8 659	97 261	134 436	16 101 598
3904904000	Oth Polymers Vinyl Chloride In Granule	0	2 500	0	2 500
3904905000	Oth Polymers Vinyl Chloride In Powder	1 322	42 481	10 750	184 232
3904909000	Oth Polymers Vinyl Chloride In Oth Forms	48 703	478 952	234 413	1 554 089
3905120000	Poly(Vinyl Acetate) In Aqueousdispersions	43 254	199 684	57 201	271 641
3905191000	Oth Poly(Vinyl Acetate) In Liquids Orpastes	9 078	17 591	16 225	23 992
3905199000	Oth Poly(Vinyl Acetate) In Oth Form	98 635	445 928	153 039	785 652
3905210000	Vinyl Acetate Copolymers In Aqueousdispersions	539 160	2 864 277	596 465	3 108 610
3905290000	Oth Vinyl Acetate Copolymers	324 516	1 011 335	693 988	2 405 803
3905301000	Poly (Vinyl Alcohol) In Aqueousdispersions	120 340	572 099	256 840	1 223 267
3905309000	Poly (Vinyl Alcohol) In Other Form	1 579 562	11 472 592	3 707 345	24 720 530
3905911000	Copolymers Of Vinyl Acetate Or Of Othvinylester In Dispersions	5 797	49 409	28 750	122 094
3905919000	Copolymers Of Vinyl Acetate Or Of Othvinylester Oth Form	39 702	194 857	206 755	1 061 628
3905991000	Oth Copolymer Of Vinyl Acetate Inaqueous Dispersions	7	12 356	352	52 516
3905992000	Oth Copolymer Of Vinyl Acetate In Nonaqueous Dispersions	0	278	0	10 075
3905999000	Oth Polymer Of Vinyl Acetate/Othvinyl Esters;Oth Vinyl Polymers; Pri	62 725	533 062	823 785	4 924 847
3906101000	Poly(Methyl Methacrylate) Indispersions	26 390	482 238	75 778	1 220 672
3906109000	Oth Poly(Methyl Methacrylate) In Othform	1 050 378	5 393 029	2 739 323	14 220 933
3906902000	Oth Acrylic Copolymers In Dispersions	1 324 968	7 355 450	1 953 430	11 247 602
3906909200	Sodium Polyacrylate	81 276	668 432	270 469	1 926 354
3906909900	Oth Sodium Polyacrylate	7 616 860	40 064 992	18 761 477	93 637 160
3907100000	Polyacetals	871 367	4 859 318	2 151 939	12 094 192
3907201000	Polytetramethylene Ether Glycol	1 413 222	8 545 780	3 307 251	19 249 269
3907209000	Oth Polytetramethylene Ether Glycol	8 137 992	41 320 199	15 365 844	90 245 978
3907302000	Epoxide Resins Of Kind Used For Coating, In Powder	49 240	527 378	339 769	2 162 432
3907303000	Epoxide Resins In Liquids/Pastes	1 248 562	5 500 103	5 912 788	26 143 629
3907309000	Epoxide Resins In Oth Form	1 101 898	8 602 758	4 042 038	34 168 323
3907400010	Optic Grade W/ Mell Flow Rate Index>25Gr/ 10 Min In Pack Of Nat W	480 661	2 813 306	1 234 061	6 864 157

I.3. IMPOR MENURUT KOMODITI / IMPORT BY HS COMMODITY

\*\*\* JUNI/ JUNE 2014 \*\*\*

HS	Uraian Komoditi Commodity Description	Berat Bersih / Net Weight (Kg)		Nilai / Value C.I.F (US\$)	
		Bulan ini Current Month	Kumulatif Cum.Jan. to date	Bulan ini Current Month	Kumulatif Cum.Jan. to date
3907400090	Other Polycarbonates	4 488 577	20 874 300	11 224 333	53 609 049
3907501000	Alkyd Resins In The Form Of Liquids Or pastes	61 165	293 530	152 964	762 538
3907509000	Alkyd Resins In Oth Form, Except Liquids Or Pastes	68 403	306 557	196 633	1 068 766
3907601000	Poly(Ethylene Terephthalate) Indispersions	948	81 760	6 625	141 995
3907602000	Poly(Ethylene Terephthalate) In Granules	4 912 203	22 569 654	6 456 894	30 735 208
3907609000	Poly(Ethylene Terephthalate) In Oth Form	11 924 116	66 990 098	16 076 957	92 255 655
3907700000	Poly(Lactic Acid)	16 173	106 398	58 293	418 943
3907912000	Oth Polyesters Unsaturated In Chip Form	227	227	644	644
3907913000	Oth Polyesters Unsaturated In The Formof Liquids Or Pastes	91 034	487 384	206 412	1 177 916
3907919000	Oth Polyesters Unsaturated In Oth Form	296 074	2 089 939	847 706	6 327 743
3907994000	Oth Polyesters Saturated Of A Kind Usedfor Coating, In Powder Form	51 643	451 397	107 919	801 015
3907999000	Oth Polyesters Saturated In Oth Form	2 272 376	13 101 569	6 807 132	39 059 831
3908101000	Polyamides In Primary Forms, Polyamide-6	5 849 255	30 492 304	16 575 441	88 091 859
3908109000	Polyamides In Primary Forms, Polyamide-11,-12,-6,6,-6,9,-6,10 Or -6,	1 508 941	7 738 276	5 436 585	28 295 664
3908900000	Oth Polyamides, Oth Than Polyamide -6,-11,-12,-6,6,-6,9,-6,10 Or -6,1	371 332	2 511 071	1 366 570	8 795 750
3909101000	Urea Resins, Thiourea Resins In Moulding Compounds	359 480	3 284 084	1 265 378	9 782 056
3909109000	Other Urea Resins; Thiourea Resins	1 438 227	5 746 484	1 050 560	5 263 398
3909201000	Melamine Resins In Moulding Compounds	353 645	1 698 920	552 152	2 827 640
3909209000	Other Melamine Resins, Except In Moulding Compounds	213 302	2 429 426	645 325	3 899 628
3909301000	Oth Amino-Resins In Moulding Compound	591 663	2 802 392	1 216 686	5 997 057
3909309100	Glyoxal Monourein Resin, Except In Moulding Compounds	166 766	710 233	432 026	1 992 871
3909309900	Oth Amino-Resins, Not Glyoxal Monourein Resin, Not In Moulding Coi	882 815	5 102 221	2 373 099	13 102 569
3909401000	Phenolic Resins In Moulding Compound Oth Than Phenol Formaldehy	535 229	2 820 620	1 252 544	7 957 675
3909409000	Other Phenolic Resins, Not In Moulding Compounds	605 265	4 758 277	1 903 132	12 900 128
3909500000	Polyurethanes	2 699 863	16 494 378	9 640 933	60 108 573
3910002000	Silicones In Dispersions Or In Solutions	715 953	4 760 825	5 014 463	23 733 221
3910009000	Silicones Not In Dispersions Or In Solutions	735 710	4 018 872	3 511 065	20 279 388
3911100010	Petroleum,Coumarone,Indene/ Coumarone-Indene& Polyterpanes In L	257 706	1 276 284	598 832	3 727 343
3911100090	Petroleum,Coumarone,Indene/ Coumarone-Indene& Polyterpanes Not	2 526 689	14 357 611	7 240 876	38 669 977
3911900000	Polysulphides, Polysulphones And Othproduct Specified In Note 3 To	725 780	4 729 915	2 374 855	15 038 860
3912110000	Cellulose Acetates Non-Plasticised	18 511	71 541	78 437	264 981
3912120000	Cellulose Acetates Plasticised	18 862	60 902	117 577	424 612
3912201100	Water-Based Semi-Finished Nitrocellulose; Including Collodions; Non	0	1 183	0	11 610
3912201900	Oth Cellulose Nitrates; Including Collodions; Non Plasticised	225 949	2 257 478	660 296	6 341 378
3912310000	Carboxymethylcellulose & Its Salts	644 177	2 973 425	2 236 764	11 292 119
3912390000	Oth Cellulose Ethers, Not Carboxymethylcellulose & Its Salts	574 719	3 209 815	3 557 607	19 428 907
3912902000	Other Cellulose And Its Chemical Derivatives,In The Form Of Granules	152 936	321 940	103 985	649 726
3912909000	Other Cellulose And Its Chemical Derivatives In Other Form	248 267	1 280 848	2 136 940	9 161 083
3913100000	Alginic Acid, Its Salts & Esters	103 405	727 541	737 429	5 044 216
3913901000	Oth Natural Polymers & Its Modified;Hardened Proteins	0	9 622	0	209 672
3913902000	Oth Natural Polymers & Its Modified;Chemical Derivatives Of Natural	6 600	80 564	13 462	1 159 393
3913903000	Oth Natural Polymers & Its Modified;Starch-Based Polymers	102 050	272 319	362 405	1 029 015
3913909000	Oth Natural Polymers & Its Modified; Inother Form	216 049	1 517 014	1 218 415	7 741 764
3914000000	Ion-Exchanger Base On Polymer Of Heading 39.01 To 39.13, In Primar	420 648	2 571 628	1 428 702	9 158 194
3915101000	Waste, Parings & Scrap, Of Polymers Ofethylene; Of Non-Rigid Cellula	362 218	5 801 745	109 697	1 275 948
3915109000	Waste, Parings & Scrap, Of Polymers Ofethylene; Of Rigid Cellular Pro	2 330 510	9 295 055	523 038	2 531 914
3915301000	Waste, Parings & Scrap,Polymers Of Vinyl Chloride; Non-Rigid Cellular	0	35 719	0	12 966
3915900000	Waste, Parings & Scrap, Of Other Plastic	4 626 868	41 226 462	2 795 310	25 120 210
3916101000	Monofilament Of Polymers Of Ethylene	2	4 492	29	21 386
3916102000	Rods, Sticks & Profile Shape Of Polymerof Ethylene	51 083	352 385	196 667	1 339 305
3916201000	Monofilament Polymers Of Vinyl Chloride	23 626	175 145	84 457	602 132
3916202000	Rods,Sticks & Profile Shapes Of Polymerof Vinyl Chloride	294 263	1 357 325	578 411	2 379 713
3916904100	Monofilament Other Plastic Of Hardenedproteins	0	3 623	0	49 786
3916904900	Other Plastics Of Hardened Proteins	14 328	42 442	42 075	151 239
3916905000	Other Plastics Of Vulcanised Fibre	3 223	5 862	21 000	43 373
3916906000	Other Plastics Of Chemical Derivativesof Natural Rubber	4 828	8 376	25 213	37 112
3916909100	Other Monofilament Of Other Plastics	2 210	20 374	763	68 347
3916909900	Oth Plastic,Except Monofilament,Hardened Proteins,Vulcanised Fibre	214 632	829 425	1 117 969	4 909 449
3917101000	Artificial Guts (Sausage Casings) Ofhardened Proteins	6 543	36 828	245 149	785 692
3917109000	Artificial Guts (Sausage Casings) Ofcellulosic Materials	101 798	626 693	1 195 345	7 150 346
3917210000	Tubes,Pipes & Hoses, Rigid, Of Polymersof Ethylene	53 498	465 059	226 239	2 559 941
3917220000	Tubes,Pipes & Hoses, Rigid, Of Polymersof Propylene	42 193	493 727	236 013	1 805 142
3917230000	Tubes,Pipes & Hoses, Rigid, Of Polymersof Vinyl Chloride	227 040	1 190 205	430 033	2 266 193
3917290000	Tubes,Pipes & Hoses, Rigid, Of Polymersof Other Plastics	673 873	2 687 905	3 618 366	12 439 466
3917310000	Flexible Tubes, Pipes And Hoses Having A Minimum Burst Pressure Of	58 681	298 300	620 325	2 377 865
3917321000	Sausage/ Ham Casing,Not Reinforced Orcombined W/ Oth Material,W	1 455	8 006	43 408	200 348
3917329000	Oth Unflexible Tube,Pipe& Hose,Not Reinforced Or Combined Materi	741 978	2 278 738	3 408 197	14 614 636
3917330000	Oth Tube,Pipe,Not Reinforced/Otherwisecombined W/ Oth Material,)	40 703	189 394	112 554	622 138

I.3. IMPOR M ENURUT KOM ODITI / IM PORT BY HS COM M ODITY

\*\*\* JUNI/ JUNE 2014 \*\*\*

H S	Uraian Komoditi Commodity Description	Berat Bersih / Net Weight (Kg)		Nilai / Value C.I.F (US\$)	
		Bulan ini Current Month	Kumulatif Cum.Jan. to date	Bulan ini Current Month	Kumulatif Cum.Jan. to date
3917390000	Other Tubes, Pipes And Hoses	473 442	2 281 924	1 254 237	7 435 292
3917400000	Fittings Of Plastics	584 025	3 507 425	3 336 549	17 215 438
3918101100	Tiles Of Polymers Of Vinyl Chloride	103 601	1 005 578	92 872	776 722
3918101900	Oth Floor Covering Of Polymers Of Vinylchloride	1 715 025	9 319 664	1 056 686	6 761 583
3918109000	Wall Or Ceiling Coverings Of Polymers Of Vinyl Chloride	584 482	3 465 747	943 778	3 629 839
3918901100	Tiles Of Polyethylene	2 282	51 657	1 991	100 754
3918901300	Oth Floor Coverings Of Polyethylene	94 015	446 988	88 011	580 009
3918901900	Other Floor Coverings Of Other Plastics	6 668 260	7 235 658	306 760	1 281 108
3918909100	Wall Or Ceiling Covering Of Polyethylene	130 931	858 030	365 840	2 238 452
3918909900	Wall Or Ceiling Coverings Of Otherplastic	167 942	755 848	460 941	2 332 215
3919101000	Self-Adhesive Plate,Sheet,Film,Foil,Tape&Strip,Width<=20Cm;Plymer	189 504	871 651	1 746 496	4 623 555
3919102000	Self-Adhesive Plate,Sheet,Film,Foil,Tape&Strip,Width<=20Cm;Polyeth	137 393	671 996	3 924 229	8 129 661
3919109000	Self-Adhesive Plate,Sheet,Film,Foil,Tape&Strip,Width<=20Cm;Oth Pla	910 480	5 320 208	7 396 455	46 741 159
3919901000	Self-Adhesive Plate,Sheet,Film,Foil,Tape&Strip,Width>=20Cm;Plymer	489 557	8 866 298	1 203 075	6 703 503
3919902000	Self-Adhesive Plate,Sheet,Film,Foil,Tape&Strip,Width>=20Cm;Of Harc	21 867	72 434	54 416	217 386
3919909000	Self-Adhesive Plate,Sheet,Film,Foil,Tape&Strip,Width>=20Cm; Oth Plz	3 828 241	21 313 053	13 795 245	72 574 017
3920100000	Oth Plate,Sheet,Film,Foil&Strip,Ethylene Polymer,Non-Cellular&Not F	3 472 583	17 937 556	9 112 348	47 130 519
3920201000	Biaxially Oriented Polypropylene (Bopp)Film,Of Polymers Of Propylen	2 440 955	13 334 767	4 985 843	26 569 369
3920209000	Oth Plate,Sheet,Film,Strip,Propylenepolymers,Non-Cellular&Not Rein	1 141 798	3 873 565	3 613 256	14 866 493
3920301000	Polymers Of Styrene Of Akind Used As Anadhesive By Melting	36 570	158 297	385 598	1 717 194
3920302000	Acrylonitrile Butadiene Styrene(Abs)Sheet Used In The Refrigerator M	3 871	110 959	16 844	544 654
3920309000	Polymer Styrene Not Used As An Adhesiveby Melting; Not Abs Sheet	115 865	498 718	1 389 655	9 125 567
3920430000	Polymers Of Vinyl Chloride Tape;Weight>=6% Of Plasticisers	655 883	3 878 321	1 811 500	9 036 165
3920490000	Polymers Of Vinyl Chloride Tape;Weight<6% Of Plasticisers	1 888 371	10 487 231	3 465 597	18 911 431
3920510000	Acrylic Polymers Ofpoly(Methyl Methacrylate)	6 448	201 485	25 797	485 585
3920590000	Other Acrylic Polymer Exceptpoly(Methyl Methacrylate)	104 191	731 256	111 283	870 358
3920611000	Plates&Sheets Of Polycarbonates	116 402	934 498	405 904	2 232 235
3920619000	Polycarbonates Except Plates And Sheetsform	192 975	1 127 701	1 226 892	5 798 711
3920620000	Poly(Ethylene Terephthalate)	3 866 144	17 047 912	7 488 467	34 927 798
3920630000	Unsaturated Polyesters	16 731	137 299	56 383	360 868
3920690000	Oth Polyester,Not Polycarbonate,Poly(Ethylene Terephthalate)&Unsa	716 053	4 602 445	3 888 585	17 695 576
3920711000	Cellophane Film	275 578	1 113 294	1 274 051	5 554 909
3920719000	Other Regenerated Cellulose, Exceptcellophane Film	803	30 642	7 776	191 560
3920730000	Cellulose Acetate Or Its Chemicalderivatives	9 283	17 638	5 130	30 301
3920799000	Other Cellulose Derivatives,Exceptnitrocellulose	1 277	4 170	2 380	6 848
3920911000	Film Of Poly(Vinyl Butyral) In Safetyglass,Thickness 0.38~0.76Mm Wid	187 780	945 111	1 027 646	5 963 927
3920919000	Other Poly(Vinyl Butyral)	44 258	318 682	201 866	1 487 218
3920921000	Plate,Sheet,Foil & Strip Of Polyamides-6	281 916	476 498	1 272 548	2 596 500
3920929000	Other Plate,Sheet,Foil & Strip Of Polyamides, Except Polyamides-6	352 478	1 425 172	1 396 171	5 596 042
3920930000	Plate,Sheet,Foil & Strip Of Amino-Resins	20	37 580	67	208 260
3920941000	Phenol Formaldehyde (Bakelite) Sheets	37 830	144 527	115 816	448 965
3920949000	Oth Plate,Sheet,Foil & Strip Of Phenolic Resins,Except Phenol Formalc	144 366	872 539	145 167	841 202
3920991000	Oth Plate,Sheet,Foil&Strip;Oth Plastic;Hardened Proteine/ Chemical D	35 676	150 163	52 382	589 630
3920999000	Oth Plate,Sheet,Foil&Strip;Oth Plastic;Not Hardened Proteine/Chemic	346 478	5 397 718	1 018 409	5 962 520
3921112000	Plates,Sheets,Film,Foil&Strip, Cellular, Of Polymers Of Styrene; Rigid	2 120	10 858	6 293	57 214
3921119000	Plates,Sheets,Film,Foil&Strip, Cellular, Of Polymers Of Styrene; Not Ri	184 637	616 942	441 356	2 302 226
3921120000	Plates,Sheets,Film,Foil&Strip, Cellular, Of Polymers Of Vinyl Chloride	3 399 496	16 398 930	2 745 213	16 202 255
3921131000	Plates,Sheets,Film,Foil&Strip, Cellular, Of Polyurethanes; Rigid	64 950	170 855	377 492	1 538 528
3921139000	Plates,Sheets,Film,Foil&Strip, Cellular, Of Polyurethanes; Not Rigid	271 053	1 725 460	1 861 151	13 828 236
3921142000	Plates,Sheets,Film,Foil&Strip, Cellular, Of Regenerated Cellulose; Rigi	2 252	5 582	2 462	4 466
3921149000	Plates,Sheets,Film,Foil&Strip, Cellular, Of Regenerated Cellulose; Not	2 547	72 764	16 297	336 797
3921192000	Plates,Sheets,Film,Foil&Strip, Cellular, Of Other Plastics; Rigid	29 748	200 440	3 921 656	5 447 910
3921199000	Plates,Sheets,Film,Foil&Strip, Cellular, Of Other Plastics; Not Rigid	2 704 146	13 603 851	3 368 958	17 526 204
3921901000	Plates,Sheets,Film,Foil&Strip, Ofvulcanised Fibre	201 284	930 337	233 021	1 467 999
3921902000	Plates,Sheets,Film,Foil&Strip, Ofhardened Proteins	366 646	3 822 431	1 282 686	8 591 237
3921903000	Plates,Sheets,Film,Foil&Strip, Ofchemical Derivatives Of Natural Rubb	41	19 805	1 400	137 160
3921909000	Other Plates,Sheets,Film,Foil&Strip, Ofplastics	5 589 674	32 137 667	7 913 539	53 972 766
3922101000	Baths	28 060	207 108	251 691	1 427 869
3922109000	Shower-Baths, Snks & Washbasins	122 439	522 182	890 052	3 321 146
3922200000	Lavatory Seats And Covers	117 521	592 860	620 098	2 845 077
3922901100	Parts Of Flushing Cisterns, Of Plastics	20 890	127 074	233 793	1 104 055
3922901200	Flushing Cisterns Equipped With Theirmechanisms	16 615	129 020	116 158	753 087
3922901900	Other Lavatory Pans, Flushing Cisterns & Urinals	17 153	149 105	114 504	654 217
3922909000	Similar Sanitary Ware, Of Plastics	131 794	641 132	588 725	2 186 006
3923101000	Film, Tape And Optical Disc Cases	41 282	186 299	527 479	1 867 950
3923109000	Other Boxes,Cases, Cratesand Similararticles	2 478 160	14 663 525	6 675 130	39 448 082
3923211100	Aseptic Bag Reinforced W/ Alum Foil;Width>=315Mm;Length>=410M	16 835	79 035	277 947	1 486 370
3923211900	Aseptic Bag Reinforced W/ Alum Foil;Width<315Mm;Length<410Mm;	278 504	2 015 002	737 591	5 642 286

I.3. IMPOR MENURUT KOMODITI / IMPORT BY HS COMMODITY

\*\*\* JUNI/ JUNE 2014 \*\*\*

HS	Uraian Komoditi Commodity Description	Berat Bersih / Net Weight (Kg)		Nilai / Value C.I.F (US\$)	
		Bulan ini Current Month	Kumulatif Cum.Jan. to date	Bulan ini Current Month	Kumulatif Cum.Jan. to date
3923219100	Aseptic Bag Not Reinforced W/ Alum Foil;Width>=315Mm;Length>=4	10 538	64 869	54 230	319 257
3923219900	Aseptic Bag Not Reinforced W/ Alum Foil;Width<315Mm;Length<410	790 858	4 832 728	3 343 474	19 769 776
3923291000	Aseptic Bag Not Reinforced W/ Alum Foil;Width>=315Mm;Length>=4	14 364	95 328	142 671	895 380
3923299000	Aseptic Bag Not Reinforced W/ Alum Foil;Width<315Mm;Length<410	944 029	4 797 372	4 613 764	22 775 055
3923302000	Multilayer Fibreglass Reinforced Fuelcontainer	78 884	430 137	425 701	3 120 991
3923309000	Other Carboys, Bottles, Flasks & Similar Article	697 152	5 225 627	2 958 357	19 817 562
3923401000	Spool,Bobbin& Similar Support;Suitablefor Machines Heading 84.44.8	69 392	393 982	1 402 929	3 134 141
3923409000	Other Spool,Cop,Bobbin & Similar Support	100 060	664 086	934 739	5 442 470
3923500000	Stoppers, Lids, Caps And Other Closures	1 175 546	6 086 102	6 051 717	35 208 848
3923901000	Toothpaste Tubes Container, Of Plastic	4 388	21 801	68 229	275 877
3923909000	Oth Articles For The Conveyance/ Packinggoods Of Plastics	2 117 025	9 636 664	5 937 469	31 425 549
3924100010	Tableware & Kitchenware Of Melamine	23 835	307 816	18 900	441 815
3924100090	Tableware & Kitchenware Except Frommelamine	36 382	400 991	282 027	2 524 824
3924901000	Bed Pans, Urinals (Portable Type) & Chamber Pots;Of Plastics	27 227	172 763	122 147	714 578
3924909000	Other Household Articles&Hygienic/ Toilet Articles, Of Plastics	2 174 470	10 103 914	9 632 351	42 469 778
3925100000	Reservoirs,Tanks,Vats & Similar Contain. Capacity <= 300 Litres	0	47 621	0	195 918
3925200000	Doors,Windows & Their Frames & Threshold For Doors	221 184	1 135 664	671 577	2 339 924
3925300000	Shutters,Blind (Include Venetian Blinds) And Similar Articles And Parts	106 404	481 538	321 575	1 262 493
3925900000	Oth Builder Ware Plastic,Not Elsewherespecified Or Included	470 473	2 329 318	1 297 770	5 431 660
3926100000	Office Or School Supplies Of Plastics	434 567	2 828 180	820 757	5 418 199
3926206000	Articles Of Apparel Used For Protectionfrom Chemical,Radiation/Fire;	2 201	226 841	58 557	1 035 199
3926209000	Oth Articles Of Apparel&Clothingaccessories;Of Plastics	558 642	3 756 561	3 519 599	22 989 050
3926300000	Fittings For Furniture, Coachwork Or The Like	156 901	914 227	801 921	4 095 945
3926400000	Statuettes & Other Ornamental Articles	163 948	795 633	593 604	2 824 840
3926901000	Floats For Fishing Nets, Of Plastics	32 701	316 025	102 596	950 732
3926902000	Fan & Handscreen, Frames & Handles Andparts	66 553	279 977	171 282	715 792
3926903200	Plastic Moulds With Denture Imprints	0	158	0	218
3926903900	Oth Hygienic,Medical & Surgical Articles; Of Plastics	409 503	2 677 911	3 545 129	22 065 151
3926904100	Police Shields, Of Plastics	0	164	0	5 546
3926904200	Protective Mask For Use In Welding & Similar Works	26 340	143 221	101 990	1 069 540
3926904400	Life Saving Cushions For The Protectionof Persons Falling From Heght	8	4 915	14	16 889
3926904900	Other Safety And Protective Devices	154 890	879 758	505 379	8 639 865
3926905300	Transmission Or Conveyor Belts Or Beltin	15 322	226 704	121 356	2 418 127
3926905500	Plastic J-Hooks Or Bunch Blocks Fordetonators	18 286	109 142	47 290	407 689
3926905900	Other Industrial Articles, Of Plastics	1 047 216	6 028 623	13 300 437	80 878 000
3926906000	Poultry Feeders	748	30 765	919	45 653
3926907000	Padding For Articles Of Apparel Orclothing Accessories	92 055	1 081 811	561 630	4 740 410
3926908100	Shoe Lasts	47 010	264 515	686 379	3 730 298
3926908200	Prayer Beads	198	7 975	2 451	19 562
3926908900	Cards For Jewellery/Small Objects Ofpersonal Adornment	175 128	1 092 671	934 306	6 620 407
3926909100	Other Articles Of Plastics & Othermaterial Of Kind Used For Grain Stor	46 832	271 739	235 292	2 195 750
3926909200	Empty Capsules Of A Kind Suitable Forpharmaceutical Use	1 341	4 569	8 940	91 059
3926909900	Other Articles Of Plastics And Othermaterial	2 860 514	14 656 402	11 801 521	65 796 835
4001101100	Centrifuge Concentrat,Containing Ammonia >= 0.5%;Natural Rubber l	1 242 169	10 279 163	1 957 494	16 117 578
4001101900	Natural Rubber Latex,Containing Ammonia>= 0.5%;In Other Forms	0	34 964	0	71 164
4001102100	Centrifuge Concentrat,Containing Ammonia < 0.5%;Natural Rubber Lz	6 840	6 840	49 946	49 946
4001102900	Natural Rubber Latex,Containing Ammonia< 0.5%;In Other Forms	20 000	226 833	39 899	358 036
4001211000	Natural Rubber In Smoked Sheets, Rssgrade 1	0	175	0	960
4001213000	Natural Rubber In Smoked Sheets, Rssgrade 3	147 000	332 608	38 411	218 667
4001219000	Natural Rubber In Other Forms	0	140 049	0	119 451
4001221000	Technically Specified Natural Rubber(Tsnr) 10	0	210 000	0	412 335
4001222000	Technically Specified Natural Rubber(Tsnr) 20	0	0	0	0
4001223000	Technically Specified Natural Rubber(Tsnr) L	20 377	114 458	74 667	3 178 918
4001224000	Technically Specified Natural Rubber(Tsnr) Cv	19 200	38 400	47 232	98 688
4001229000	Other Technically Specified Naturalrubber(Tsnr)	303 933	1 745 218	648 570	3 929 491
4001292000	Latex Crepes	1 132	2 651	16 929	40 764
4001295000	Other Crepes	3 000	3 000	23 400	23 400
4001297000	Skim Rubber	19 200	118 401	32 640	340 643
4001299900	Other Natural Rubber In Other Forms	81	78 982	1 206	178 002
4001301900	Jelutong In Other Forms	0	0	0	0
4001309900	Other Balata,Gutta-Percha,Guayule,Chicle Similar Natural Gums, In Oi	0	102 551	0	347 327
4002110000	Styrene-Butadiene Rubber,Carboxilatedstyrene-Butadiene Rubber;In	826 930	4 786 044	1 792 073	7 871 204
4002191000	Sbr,Xsbr;In Primary Forms/ In Vulcanised,Uncompound Plates,Sheets/	4 120 056	25 681 978	9 346 651	57 863 842
4002199000	Styrene-Butadiene Rubber,Carboxilatedstyrene-Butadiene Rubber;In	5 359 706	36 417 064	10 773 413	73 516 627
4002201000	Butadiene Rubber (Br), In Primary Forms	2 179 053	14 030 687	4 457 108	30 568 055
4002209000	Butadiene Rubber (Br), In Other Forms	3 687 021	24 387 111	7 622 866	52 734 231
4002311000	Isobutene-Isoprene Rubber,Unvulcanised,Uncompound Plates,Sheet/	449 441	3 790 788	1 455 502	13 220 147
4002319000	Isobutene-Isoprene (Butyl) Rubber (Iir), In Other Process	517 062	2 744 389	1 692 939	9 217 440

I.3. IMPOR MENURUT KOMODITI / IMPORT BY HS COMMODITY

\*\*\* JUNI/ JUNE 2014 \*\*\*

H S	Uraian Komoditi Commodity Description	Berat Bersih / Net Weight (Kg)		Nilai / Value C.I.F (US\$)	
		Bulan ini Current Month	Kumulatif Cum.Jan. to date	Bulan ini Current Month	Kumulatif Cum.Jan. to date
4002391000	Halo-Isobutane-Isoprene Rubber,Unvulcanised,Uncompound Plate,Sh	3 424	479 502	16 129	1 992 715
4002399000	Halo-Isobutane-Isoprene (Butyl) Rubber(Ciir/ Biir), In Other Process	869 405	4 726 913	3 719 731	21 097 898
4002410000	Chloroprene (Chlorobutadiene) Rubber(Cr), In Latex Form	386 593	2 248 064	832 365	4 363 589
4002491000	Chloroprene (Chlorobutadiene) Rubber(Cr), In Primary Form	108 886	1 000 848	482 816	4 489 520
4002499000	Chloroprene (Chlorobutadiene) Rubber(Cr) In Other Form	330 742	2 064 831	1 493 162	8 862 610
4002510000	Acrylonitrile-Butadiene Rubber (Nbr), In Latex Form	1 396 533	7 580 747	2 401 685	12 084 770
4002591000	Acrylonitrile-Butadiene Rubber (Nbr), In Primary Form	106 314	621 318	403 633	2 031 102
4002599000	Acrylonitrile-Butadiene Rubber (Nbr), In Other Form	414 441	2 282 329	1 132 723	6 946 396
4002601000	Isoprene Rubber (Ir) In Primary Forms	55 844	427 572	144 115	1 077 505
4002609000	Isoprene Rubber (Ir) In Other Forms	4 259	533 831	64 472	1 291 518
4002701000	Ethylene-Propylene-Non-Conjugated Dienerubber (Epdm), In Primary	355 880	1 981 457	1 109 155	6 255 554
4002709000	Ethylene-Propylene-Non-Conjugated Dienerubber (Epdm), In Other F	677 540	3 543 857	2 120 156	10 989 994
4002801000	Mixture Of Natural Rubber Latex Withsyntetic Rubber Latex	215 528	763 205	646 505	1 992 492
4002809000	Other Mixtures Of Any Product Of Heading 40.01 With Any Product O	76 054	393 198	275 593	1 281 812
4002910000	Oth Synthetic Rubber & Factice Derivedfrom Oils, In Latex Forms	2 429 338	7 298 367	2 426 358	7 523 538
4002992000	Oth Synt Rubber&Factice Derived From Oil ;Primary Form,Unvulcanis	0	100 044	0	920 505
4002999000	Oth Synthetic Rubber & Factice Derivedfrom Oils In Other Form	415 343	1 974 047	1 208 254	6 018 110
4003000000	Reclaimed Rubber In Primary Formsoar Inplates, Sheets Or Strips	1 675 379	9 278 247	1 276 810	7 084 113
4004000000	Waste,Paring&Rubber Scrap (Oth Hardrubber)& Powder&Granule Obt	751 446	3 956 949	500 317	2 126 140
4005101000	Compounded Of Natural Gums With Carbonblack/ Silica,Unvulcanised	110 635	326 075	429 536	1 423 438
4005109000	Compounded Other Rubber With Carbonblack/ Silica,Unvulcanised,In	395 683	2 268 049	2 406 817	12 448 010
4005200000	Solutions; Dispersions Oth Than Those Of Subheading 4005.10	69 121	452 877	157 968	799 750
4005911000	Natural Gums,In Plates, Sheets, & Strip	7 491	27 562	97 988	270 525
4005919000	Other Compounded Rubber,Unvulcanised,Inplates, Sheets, & Strip	315 170	2 206 766	913 257	7 948 129
4005991000	Other Compounded Rubber,Unvulcanised,Inlatex Form	2 263	15 688	7 781	64 881
4005999000	Other Compounded Rubber,Unvulcanised,Inother Form	214 921	1 551 138	372 432	2 560 783
4006100000	"Camel-Back" Strip For Retreading Rubber Tyres, Unvulcanised	56 852	502 964	102 008	775 253
4006901000	Natural Gums; Unvulcanised	134	17 046	2 138	30 214
4006909000	Oth Forms & Articles Of Unvulcanisedrubbers	74 628	346 915	278 892	2 560 276
4007000000	Vulcanised Rubber Thread & Cord.	714 975	3 669 162	1 905 856	10 197 835
4008111000	Plates,Sheet& Strip Of Cell. Rubber;Thick<=5Mm;Lined W/ One Side Tr	27 748	71 264	84 029	325 205
4008112000	Floor Tiles And Wall Tiles Of Cellularrubber	0	28 505	0	54 023
4008119000	Other Plates, Sheets & Strip Of Cellular Rubber	229 459	1 148 134	1 288 903	5 471 133
4008190000	Other Forms Of Cellular Rubber	44 145	290 009	278 836	2 287 514
4008211000	Plate,Sheet& Strip Non-Cell. Rubber;Thick<=5Mm;Lined W/ One Side T	14 121	91 091	712 747	4 537 790
4008212000	Floor Tiles And Wall Tiles Of Non-Cellular Rubber	0	1 206	0	16 644
4008219000	Other Plates, Sheets, & Strip Ofnon-Cellular Rubber	73 681	516 301	316 180	2 563 930
4008290000	Other Forms Of Non-Cellular Rubber	137 860	354 042	707 486	2 245 466
4009110000	Tube,Pipe & Hose,Not Reinforced/ Combined W/ Oth Material Withou	150 401	895 123	607 215	4 245 268
4009121000	Mining Surry Suction&Discharge Hose,Not Reinforce/ Combine W/ Ot	3 997	14 006	69 448	317 752
4009129000	Oth Tubes,Pipes & Hoses, Not Reinforced/ Combined W/ Oth Mtrl Wit	13 991	84 667	148 733	1 001 718
4009211000	Mining Surry Suction&Discharge Hose,Reinforce/ Combine W/ Oth M	3 987	9 346	14 661	55 640
4009219000	Oth Tube,Pipe & Hose,Reinforced/ Combined W/ Oth Materials W/ O F	325 318	1 408 853	2 120 561	10 798 530
4009221000	Mining Surry Suction&Discharge Hose,Reinforce/ Combine W/ Oth M	1 854	80 117	8 718	201 912
4009229000	Oth Tube,Pipe & Hose,Reinforced/ Combined W/ Oth Materials W/ Fit	76 614	480 004	564 136	3 474 606
4009311000	Mining Surry Suction&Discharge Hose,Reinforce/ Combine W/ Textile	1 819	48 438	16 876	260 717
4009319100	Fuel Hoses,Header Hoses& Water Hoses,Used On Motor Vehicles	213 351	1 202 492	3 152 047	18 097 450
4009319910	Rubber Hose For Gas Stove, Withoutfittings	25 813	75 221	38 587	119 745
4009319990	Oth Tube,Pipe& Discharge Hose,Reinforced/ Combined W/ Textile, Wit	56 624	406 459	438 756	3 116 116
4009321000	Mining Surry Suction&Discharge Hose,Reinforce/ Combine W/ Textile	211	271	20 410	29 461
4009329010	Rubber Hose For Gas Stove, With Fittings	2 698	6 082	6 207	13 369
4009329090	Oth Tube,Pipe& Discharge Hose,Reinforced/ Combined W/ Textile, Wit	42 152	236 413	591 746	3 433 942
4009410000	Mining Surry Suction&Discharge Hose,Reinforce/ Combine W/ Oth M	263 238	1 588 387	1 264 311	8 058 470
4009421000	Mining Surry Suction&Discharge Hose,Reinforce/ Combine W/ Oth M	1 139	13 522	5 744	89 223
4009429000	Oth Tube,Pipe & Hose,Reinforced/ Combined W/ Oth Material, With F	358 327	1 732 474	6 019 380	25 887 204
4010110000	Conveyor Belts/ Belting,Reinforced Withmetal	53 433	405 063	303 966	2 734 716
4010120000	Conveyor Belts/ Belting,Reinforced Withtextile Material	261 118	2 248 434	683 917	5 721 646
4010190000	Other Conveyor Belts/ Belting, Reinforced With Other Material	609 806	2 940 771	2 202 285	17 057 530
4010310000	V-Belts,V-Ribbes Of An Outside Circumference >60Cm And <=180Cm	29 949	171 901	554 007	3 103 795
4010320000	V-Belts,Oth Than V-Ribbed, Of An Outside Circumference>60Cm And	2 726	33 137	176 564	544 190
4010330000	V-Belts,V-Ribbed,Of An Outside Circumference>180Cm And <=240Cm	569	6 648	13 323	133 444
4010340000	V-Belts,Oth Than V-Ribbed, Of An Outside Circumference>180Cm Anc	2 877	15 944	55 864	223 224
4010350000	Endless Synchronous Belt,Of An Outsidecircumference>60Cm And <=	8 875	10 820	144 450	215 199
4010360000	Endless Synchronous Belt,Of An Outsidecircumference>150Cm And <	219	3 593	5 534	36 619
4010390000	Oth Transmission Belts/ Belting	255 218	1 413 601	2 328 687	13 737 278
4011100000	New Pneumatic Tyres,Of Rubber Of A Kindused On Motor Cars	2 479 653	12 850 480	4 879 561	26 569 498
4011201000	New Pneumatic Tyre,Of Rubber Used Onbuses/ Lorries, Width<450Mr	5 877 044	29 005 630	14 300 952	67 959 957
4011209000	New Pneumatic Tyre,Of Rubber Used Onbuses/ Lorries, Width>=450M	33 235	324 447	105 144	1 065 151

**I.3. IMPOR MENURUT KOMODITI / IMPORT BY HS COMMODITY**  
**\*\*\* JUNI/ JUNE 2014 \*\*\***

HS	Uraian Komoditi Commodity Description	Berat Bersih / Net Weight (Kg)		Nilai / Value C.I.F (US\$)	
		Bulan ini Current Month	Kumulatif Cum.Jan. to date	Bulan ini Current Month	Kumulatif Cum.Jan. to date
4011300000	New Pneumatic Tyres,Of Rubber Of A Kindused On Aircraft	90 183	454 267	1 402 902	7 001 495
4011400000	New Pneumatic Tyres,Of Rubber Of A Kindused On Motorcycles	172 702	679 722	647 890	2 850 263
4011500000	New Pneumatic Tyres,Of Rubber Of A Kindused On Bicycles	406 205	2 034 858	335 092	1 933 974
4011611000	New Pneumatic Tyres,Of Rubber Used Onagricultural/ Forestry Tracto	67 456	405 049	211 700	1 234 258
4011619000	New Pneumatic Tyres,Of Rubber Used Onagricultural/ Forestry Vehicle	231 078	950 292	663 739	2 930 139
4011621000	New Pneumatic Tyres,Of Rubber, Rimsiz <61 Cm,Used On Tractors	13 238	76 876	87 892	350 550
4011629000	New Pneumatic Tyres,Of Rubber, Rimsiz <61 Cm,Used On Const/Ind.	48 222	213 599	139 097	544 329
4011631000	New Pneumatic Tyre,Of Rubber,Rim Siz >=61Cm, Used On Tractors	0	3 791	0	31 065
4011639000	New Pneumatic Tyre,Of Rubber,Rim Siz >=61Cm, Used On Const/Ind	7 989	36 674	40 388	134 223
4011690000	New Pneumatic Tyre,Of Rubber, Used Foroth Purpose	13 812	68 969	49 155	469 299
4011921000	Oth New Pneumatic Tyre,Of Rubber,Used On Agricul./ Forestry Tracto	23 301	76 642	41 993	214 539
4011929000	Oth New Pneumatic Tyre,Of Rubber,Used On Agricul./ Forestry Vehicle	0	25 730	0	52 352
4011931000	Oth New Pneumatic Tyre,Of Rubber,Rimsiz <61 Cm,Used On Tractor	42 868	1 467 433	298 577	2 965 467
4011939000	Oth New Pneumatic Tyre,Of Rubber,Rimsiz <61 Cm,Used On Const/I	182 676	1 112 999	738 718	5 531 681
4011941000	Oth New Pneumatic Tyre,Rubber,Rimsiz>=61Cm,Used On Mach Of T	1 459 769	5 624 721	12 434 170	48 268 281
4011942000	Oth New Pneumatic Tyre,Rubber,Rimsiz>=61Cm,Used On Tractor,Fo	0	12 353	0	103 984
4011949000	Oth New Pneumatic Tyre,Of Rubber,Rimsiz >=61Cm, Used For Oth. F	2 091 642	9 183 838	12 293 080	58 244 416
4011991000	Oth New Pneumatic Tyre,Of Rubber, Usedon Vehicles Of Chap.87	523 558	2 507 820	3 179 580	17 603 687
4011992000	Oth New Pneumatic Tyre,Of Rubber, Usedon Mach Of Heading 84.29/	810	103 685	17 515	362 291
4011999000	Oth New Pneumatic Tyre,Of Rubber, Usedfor Oth, Width<450Mm	8 210	554 885	44 689	5 043 757
4012110000	Retreaded Tyres,Used On Motor Cars	2 864	10 253	2 339	6 942
4012129000	Retreaded Tyres,Used On Buses/ Lorries,Width>=450Mm	35 061	114 748	47 942	166 062
4012130000	Retreaded Tyres,Used On Aircraft	8 627	34 531	57 133	237 615
4012191000	Retreaded Tyres,Used On Motorcycles	0	1 600	0	9 078
4012192000	Retreaded Tyres,Used On Bicycles	1 599	6 634	3 927	15 484
4012193000	Retreaded Tyres,Used On Machinery Ofheading 84.29/ 84.30	0	0	0	0
4012194000	Retreaded Tyres,Used On Oth Vehicles Ofchapter 87	0	79	0	1 942
4012199000	Retreaded Tyres,Used For Oth Purposed	70 615	528 119	63 747	555 843
4012901400	Solid Tyres,External Diameter >250 Mm,Width<450Mm	19 275	98 537	62 055	404 317
4012901500	Solid Tyres,External Dia.>250,Width> 450Mm,Used On Vehicle Of Cha	2 745	43 051	16 395	213 324
4012901600	Oth Solid Tyres,External Diameter>250Mm,Of A Width>450Mm	111	1 024	1 758	7 932
4012901900	Oth Solid Tyres,External Diameter<250Mm,Of A Width>450Mm	94 240	427 450	237 652	1 352 036
4012902100	Cushion Tyres, Of A Width Not Exceeding450Mm	0	17 477	0	70 183
4012902200	Cushion Tyres, Of A Width Exceeding450Mm	4 973	14 023	13 113	37 027
4012907000	Replaceable Tyre Treads, Width<450Mm	58 794	610 992	172 743	1 851 781
4012908000	Tyre Flaps	93 278	295 669	178 098	473 462
4012909000	Oth Retreaded/ Used Pneumatic,Solid/ Qushion Tyres, Of Rubber	84 400	260 539	164 040	653 387
4013101100	Inner Tubes,Of Rubber,Used On Motor Carwidth Tyres<450Mm	112 280	854 452	131 143	924 612
4013101900	Inner Tubes,Of Rubber,Used On Motor Carwidth Tyres>450Mm	0	55 336	0	41 001
4013102100	Inner Tubes,Of Rubber,Used On Bus/ Lorriwidth Tyres<450Mm	144 305	338 089	527 138	1 192 084
4013102900	Inner Tubes,Of Rubber,Used On Bus/ Lorriwidth Tyres>450Mm	2 334	181 024	14 813	660 909
4013200000	Inner Tubes,Of Rubber,Used On Bicycles	215 880	733 586	226 158	871 574
4013901100	Inner Tube,Of Rubber,Used On Heading84.29/ 84.30;Width Tyres<450	5 178	25 789	18 496	85 533
4013901900	Inner Tube,Of Rubber,Used On Heading84.29/ 84.30;Width Tyres>450	0	28 425	0	119 976
4013902000	Inner Tube,Of Rubber,Used On Motorcycle	25 012	50 074	44 820	90 365
4013903100	Inner Tube,Of Rubber,Used On Oth Vehicle Of Chap.87, Width Tyres<	0	22 699	0	20 255
4013903900	Inner Tube,Of Rubber,Used On Oth Vehicle Of Chap.87, Width Tyres>	19 903	82 706	51 622	125 269
4013904000	Inner Tube,Of Rubber,Used On Aircraft	0	18 605	0	68 235
4013909100	Oth Inner Tube,Of Rubber,Suitable Forfitting To Tyres Of Width<450M	14 664	71 862	21 847	118 318
4013909900	Oth Inner Tube,Of Rubber,Suitable Forfitting To Tyres Of Width>450M	36 148	280 185	211 940	490 982
4014100000	Sheath Contraceptives	47 501	371 581	467 418	4 070 812
4014901000	Teats For Feeding Bottles & Smilararticles	7 042	65 733	138 290	894 866
4014904000	Stoppers For Pharmaceutical Use	40 071	232 956	693 796	4 576 910
4014909000	Oth Hygienic/ Pharmaceutical Articles,Ofvulcanised Rubber	16 853	108 594	205 054	1 261 522
4015110000	Gloves, Mittens & Mitts, For Surgical	59 026	490 652	494 857	3 144 468
4015190000	Gloves, Mittens & Mitts, For Otherpurposed	220 573	749 228	1 002 254	4 091 358
4015901000	Lead Aprons	251	3 273	4 227	8 858
4015902000	Divers' Suits(Wet Suit)	0	2 122	0	4 617
4015909000	Oth Article Of Apparel, Clothing Accessfor All Purposed	33 875	294 365	205 079	1 511 102
4016101000	Padding For Articles Of Apparel Orclothing Accessories	11 439	70 496	118 468	821 486
4016102000	Floor Tiles And Wall Tiles	173	173	762	762
4016109000	Oth Articles Of Vulcanised Rubber Otherof Cellular Rubber	62 280	421 605	612 631	3 352 364
4016911000	Mats	81 108	536 104	161 303	1 076 440
4016912000	Tiles	612	5 082	511	13 945
4016919000	Oth Floor Coverings	372 965	1 312 591	429 831	1 810 544
4016921000	Eraser Tips	96 662	724 361	149 402	1 533 645
4016929000	Other Erasers	77 480	359 562	206 499	1 287 187
4016931000	Gasket,Washer& Seal Used To Insulate Theterminal Lead Of Electrolyt	17 331	123 584	429 752	2 939 132

I.3. IMPOR MENURUT KOMODITI / IMPORT BY HS COMMODITY

\*\*\* JUNI/ JUNE 2014 \*\*\*

H S	Uraian Komoditi Commodity Description	Berat Bersih / Net Weight (Kg)		Nilai / Value C.I.F (US\$)	
		Bulan ini Current Month	Kumulatif Cum.Jan. to date	Bulan ini Current Month	Kumulatif Cum.Jan. to date
4016932000	Gasket&O-Ring, Used On Motor Vehicle Of heading 87.02,87.03,87.04	229 195	1 073 135	4 111 296	22 681 420
4016939000	Oth Gaskets, Washers & Oth Seals	952 820	2 712 587	5 036 721	33 469 095
4016940000	Boat/Dock Fenders,Whether/Not Inflatable	20 365	686 480	72 737	3 230 457
4016950000	Oth Articles Of Vulcanised Rubber,Inflatable	101 511	966 738	458 592	4 061 939
4016991300	Weatherstripping,Used On Motor Vehicle of Heading 87.02,87.03/87.04	71 894	705 563	883 567	7 305 174
4016991400	Oth Article Of Vulcanised Rubber,Forvehicle Of Heading 87.02~87.05	323 005	1 566 099	3 512 347	19 595 064
4016991500	Oth Article Of Vulcanised Rubber,Forvehicles 87.09,87.13,87.15&87.16	3 965	46 702	54 989	617 660
4016991600	Bicycle Mudguards	3 592	5 450	2 800	5 389
4016991700	Bicycle Parts	11 321	53 049	56 498	341 879
4016991800	Other Bicycle Accessories	227	8 321	129	2 592
4016991900	Oth Parts & Access For Vehicle Of Rubber Of Chapter 87	70 271	289 151	823 678	3 212 299
4016992000	Parts & Access Of Rotocutes Of Heading88.04	7 919	46 899	55 452	485 147
4016993000	Rubber Bands	90 854	393 885	419 573	2 503 082
4016994000	Wall Tiles	1 506	146 721	13 727	448 296
4016995100	Rubber Rollers	122 786	623 506	622 830	3 645 375
4016995200	Tyre Moulds Bladders	11 312	161 331	212 336	2 969 211
4016995300	Electrical Insulators Hoods	229	397	4 633	62 414
4016995400	Rubber Grommets & Rubber Cover Forautomotive Wiring Harnesses	109 404	615 085	2 246 359	12 453 802
4016995900	Oth Article,Used In Machinery/Mechanical/Electrical Appliances/For (	140 063	769 438	2 181 513	17 822 473
4016996000	Rail Pad, Of Rubber	7 673	14 651	73 581	350 187
4016997000	Structural Bearings Including Bridgebridge Bearings, Oth Than Rail Pac	6 090	48 930	244 279	1 281 397
4016999100	Table Coverings	413	8 210	10 711	71 725
4016999900	Oth Articles Of Vulcanised Rubber Foroth Purposed	245 001	1 763 745	2 198 189	14 891 990
4017001000	Floor Tiles& Wall Tiles	988	22 382	27 716	245 836
4017002000	Other Articles Of Hard Rubber	14 049	679 334	274 206	1 654 527
4017009000	Other Hard Rubber In All Form,Includewaste & Scrap, Articles Of Hard	33 075	190 734	479 451	2 313 167
4101201000	Hide&Skin,Weight/ Skin<8Kg(Simply Dried),10Kg(Dry-Salt),16Kg(Fresh)	621 913	4 380 071	438 090	3 206 786
4101209000	Hide&Skin,Weight/ Skin<8Kg(Simply Dry),10Kg(Dry-Salt),16Kg(Fresh),N	0	304	0	15 429
4101501000	Whole Hide & Skin,Of A Weight >16 Kg,Pre-Tanned	152 521	363 436	691 092	1 146 247
4101509000	Whole Hide & Skin,Of A Weight >16 Kg,Not Pre-Tanned	0	0	0	0
4101909000	Oth Hide&Skin,Inc Butt,Weight/ Skin<8Kg(Simply Dry),10Kg(Dry-Salt),1	628 534	2 145 099	522 288	1 728 784
4102100000	Raw Skins Of Sheep/Lambs With Wool On	55 500	258 075	38 400	207 070
4102210000	Raw Skins Of Sheep/Lambs Without Wool On , Pickled	0	22 040	0	219 654
4103201000	Raw Hide & Skin Of Reptiles,Pre-Tanned	0	779	0	13 684
4103209000	Raw Hide & Skin Of Reptiles,Not Pre-Tanned	0	637	0	56 471
4103300000	Raw Hide & Skin Of Swine	0	3	0	103
4103900000	Raw Hide & Skin Of Oth Animal	203 461	772 390	224 622	664 398
4104110010	Bovine Leather, Vegetable Pre-Tanned,Full Grains, Unsplit In The Wet	17 580	59 510	110 063	236 369
4104110090	Oth Tanned/ Crust Hide&Skin Of Bovine,Full Grain,Unsplit In The Wet	890 953	4 973 104	2 073 517	10 432 973
4104190000	Oth Tanned/ Crust Hide&Skin Of Bovine,Not Full Grain,Unsplit In The V	372 754	2 715 071	2 721 981	18 773 490
4104410000	Crust Vegetable(Semi-Tanned) Hide&Skin,Full Grain,Unsplit;In The Dr	129 033	946 849	2 432 512	15 201 441
4104490000	Oth Crust Vegetable(Semi-Tanned) Hide&Skin,Full Grain,Unsplit;In Th	484 533	2 666 184	7 714 886	43 962 326
4105100000	Tanned/ Crust Sheep/Lamb Skin,W/O Wool On/Hair On,In The Wet St	86 943	424 372	830 042	3 976 027
4105300000	Tanned/ Crust Sheep/Lamb Skin,W/O Wool On/Hair On,In Dry State	6 754	14 189	343 044	874 090
4106210000	Tanned/ Crust Goat/Kid Hide&Skin,W/O Wool On/Hair On,In The Wet	8 636	8 636	36 000	36 000
4106220000	Tanned/ Crust Goat/Kid Hide&Skin,W/O Wool On/Hair On,In The Dry S	0	156	0	6 993
4106320000	Tanned/ Crust Hide & Skin Of Swine,W/Owool On/Hair On,In The Dry S	89	609	3 367	21 188
4106402000	Tanned/ Crust Hide & Skin Of Reptiles,W/O Wool On/Hair On,In The D	0	16	0	1 896
4106910000	Oth Tanned/ Crust Hide&Skin Of Oth Animal,W/O Wool On/Hair On,In	15 825	58 887	43 500	180 804
4106920000	Oth Tanned/ Crust Hide&Skin Of Oth Animal,W/O Wool On/Hair On,In	2 029	5 957	178 255	574 023
4107110000	Whole Hide&Skin,Full Grains,Unsplit Ofbovine/ Equine Animals,W/O H	31 483	254 395	933 248	7 309 089
4107120000	Whole Hide&Skin,Grains Splits Of Bovine/ Equine Animals,W/O Hair O	117 401	192 302	2 418 892	3 741 662
4107190000	Oth Whole Hide&Skin Of Bovine/ Equineanimals, In Oth Form	352 983	1 952 215	7 961 798	44 139 980
4107910000	Oth Whole Hide&Skin,Including Side Ofbovine/ Equine Animals,Full Gr	17 802	134 258	544 788	4 356 877
4107920000	Oth Whole Hide&Skin,Including Side Ofbovine/ Equine Animals, Grain	139 632	798 936	3 877 158	20 388 950
4107990000	Oth Whole Hide & Skin,Including Side,Ofbovine/ Equine Animals, In Ot	705 282	3 764 254	8 925 167	48 063 152
4112000000	Leather Further Prep. After Tanning/ Crust,Oth Than Leather Of Headi	14 872	172 161	534 107	3 967 273
4113100000	Leather Further Prepared After Tanning/ Crusting, Of Goats Or Kids	15 593	120 441	643 820	4 281 368
4113200000	Leather Further Prepared After Tanning/ Crusting, Of Swine	31 943	210 033	707 590	4 574 175
4113300000	Leather Further Prepared After Tanning/ Crusting, Of Reptiles	0	1 463	0	16 346
4113900000	Leather Further Prepared After Tanning/ Crusting, Of Oth Animals	10 595	81 902	234 003	1 107 082
4114100000	Chamois (Including Combination Chamois)Leather	0	8 624	0	16 397
4114200000	Patent Leather&Patent Laminated Leather , Metalised Leather	7 740	243 454	126 051	3 504 839
4115100000	Composition Leather With Base Of Leather/Leather Fibre,In Slabs, She	25 515	75 871	91 176	1 018 232
4115200000	Paring End Other Waste Of Compositionleather,Not Suit For Leather A	52 000	52 000	46 800	46 800
4201000000	Saddlery & Harness For Any Animal Of Any Materials	0	1 002	0	3 157
4202110010	Travel Goods W/ Max Dimension Of H X W X L = 56Cm X 45Cm X 25Cr	397	1 901	36 247	63 770
4202110090	Trunk,Suit,Vanity,Executive,Brief-Caseswith Outer Surface Of Leather	166 645	738 857	1 577 284	6 502 848

I.3. IMPOR MENURUT KOMODITI / IMPORT BY HS COMMODITY

\*\*\* JUNI/ JUNE 2014 \*\*\*

HS	Uraian Komoditi Commodity Description	Berat Bersih / Net Weight (Kg)		Nilai / Value C.I.F (US\$)	
		Bulan ini Current Month	Kumulatif Cum.Jan. to date	Bulan ini Current Month	Kumulatif Cum.Jan. to date
4202121100	School Satchel With Outer Surface Ofvulcanised Fibre	3 286	79 007	43 590	491 714
4202121900	School Satchel With Outer Surface Ofplastics/ Textile Materials	96 423	537 809	591 560	2 543 322
4202129100	Trunk,Suit,Vanity,Executive,Brief-Casesw/ Out Surface Of Vulcanised I	3 563	15 893	36 372	239 845
4202129900	Trunk,Suit,Vanity,Executive,Brief-Casesw/ Out Surface Of Plastics/Tex	631 609	3 397 985	2 932 369	15 694 518
4202192000	School Satchel,Trunk,Suit,Vanity,Brief,W/ Outer Surface Of Paperboar	1 054	7 940	30 507	115 450
4202199000	School Satchel,Trunk,Suit,Vanity,Brief,W/ Outer Surface Of Plastic/Te:	145 191	691 048	616 699	2 604 089
4202210000	Hand Bag With Outer Surface Of Leatheror Of Patent Leather	9 027	42 566	2 144 889	7 190 041
4202220000	Hand Bag With Outer Surface Of Plasticsheeting Or Of Textile Materia	307 157	1 554 056	4 113 665	15 089 730
4202290000	Hand Bag With Other Outer Surface	996 995	4 354 542	2 945 098	18 425 590
4202310000	Artcl In Pocket/Hand Bag With Outersurface Of Leather Or Of Patent I	32 331	94 857	508 414	1 720 302
4202320000	Artcl In Pocket/Hand Bag With Outer Surface Of Plastics Or Of Textile	102 168	612 696	866 857	4 154 676
4202391000	Article Of Kind Normally Carried Pocketor In Handbag With Outer Srfc	4 772	20 366	23 642	106 058
4202393000	Article Of Kind Normally Carried Pocketor In Handbag W/ Outer Srfc C	0	88	0	653
4202399000	Article Of Kind Normally Carried Pocketor In Handbag With Outer Srfc	20 138	171 099	93 946	850 622
4202911100	Sport Bags,With Outer Surface Of Leather Composition Leather/Of Pa	8	53	780	10 650
4202911900	Oth Sport Bags,With Outer Surface Oflthr Composition Leather/Of Pat	33	996	8 081	74 535
4202919000	Oth Artcls With Outer Surface Of Leather Or Of Patent Leather	101 132	307 736	303 326	1 373 824
4202921000	Toiletry Bags With Outer Surface Ofplastic Or Of Textile Materials	7 306	16 068	49 439	103 506
4202922000	Bowling Bags With Outer Surface Ofplastic Or Of Textile Materials	2	70	159	3 166
4202929000	Other Articles With Outer Surface Ofplastic Or Of Textile Materials	78 812	881 133	1 195 064	7 436 245
4202991000	With Outer Surface Of Vulcanised Fibreor Paperbord Oth Bags	1 959	127 218	3 479	252 513
4202992000	With Outer Surface Of Vulcanised Fibreor Paperbord Oth Bags Of Cop	0	9	0	2
4202999000	Oth Than Trunk, Suit-Cases,Handbags, & Smilar Containers	90 058	458 177	324 009	2 181 583
4203100000	Articles Of Apparel Of Leather Or Ofcomposition Leather.	549	7 753	52 474	485 429
4203210000	Gloves,Mittens & Mitts Speciallydesigned For Use In Sports Of Leathe	1 009	7 911	21 981	209 210
4203291000	Protective Work Gloves Of Leather Or Ofcomposition Leather	26 520	134 937	177 885	840 527
4203299000	Oth Gloves, Mittens & Mitts Of Leatheror Of Composition Leather	585 024	657 625	93 423	388 641
4203300000	Belts & Bandoliers Of Leather Or Ofcomposition Leather	92 977	339 452	668 568	2 868 269
4203400000	Oth Clothing Access Of Leather Or Ofcomposition Leather	24 930	93 618	165 106	614 332
4205001000	Oth Articles Of Leather Or Ofcomposition Leather, Boot Laces ; Mats	2 190	22 625	32 468	474 230
4205002000	Oth Articles Of Leather, Industrialsafety Belt & Harnesses	6 104	120 399	99 566	581 526
4205003000	Leather Strings Or Cords For Jewelry Orfor Personal Adornment	1 334	21 624	34 466	191 740
4205004000	Oth Articles Of A Kind Used In Machinery Or Mechl Appliance Or For C	9	9 743	4 326	63 554
4205009000	Oth Articles Of Leather Oth Than Bootlaces,Safety Belt & Leather Strir	2 089	20 392	99 667	869 116
4206009000	Oth Articles Of Gut Of Goldbeaters Skinof Bladders Or Of Tendons	5	28	37 852	189 981
4301800000	Raw Furkins Oth Furskins, Whole, With Or Without Head, Tail Or Paw:	0	662	0	344 226
4302190000	Tanned Or Dressed Furskins, Oth Than Ofmink	6 526	24 983	333 784	1 529 909
4303100000	Articles Of Apparel, Clothingaccessories Oth Articles Of Furskin	427	1 238	123 149	295 202
4303902000	Article For Industrial Uses Oth Than Offurskin	0	1	0	36
4303909000	Oth Article Of Apparel,Clothing Accessories Of Furskin	2 061	5 633	926 963	2 882 607
4304001000	Artificial Fur And Articles Thereof	1 150	5 225	65 964	111 063
4304002000	Article For Industrial Uses Ofartificial Fur	5	1 967	4	75 883
4304009100	Sport Bags Of Artificial Fur And Andarticles Thereof	0	11 614	0	20 891
4304009900	Oth Then Artificial Fur & Articles Forindustrial Uses & Sport Bags	0	1	0	18
4401100000	Fuel Wood,In Logs,In Billets,In Twigsaggots Or In Smilar Forms	24 660	74 667	14 980	44 822
4401210000	Coniferous, Wood In Chips Or Particles	27 002	27 002	8 244	8 244
4401220000	Non-Coniferous Wood In Chips Or Particles	630	47 045	409	44 107
4401310000	Wood Pallets Sawdust & Wood Waste And Scrap, Wheter Or Not Ang:	1	18 015	12	7 757
4401390000	Oth Sawdust & Wood Waste & Scrap,Whether Ornot Agglomerat In Log	1 304 423	7 727 689	389 797	2 487 348
4402901000	Oth Than Wood Charcoal(Including Shell Or Nut Charcoal), Of Bamboc	1 000	19 457	948	18 296
4402909000	Oth Wood Charcoal(Including Shell Or Nut Charcoal), Of Coconut She	882	1 386	26 063	41 638
4403101000	Baulks,Sawlogs & Vener Logs Wood In The Rough,Whether Or Not Atrij	55 753	116 659	70 823	209 300
4403109000	Oth Baulk,Sawlog,Pit-Props,Poles,Piles Treated With Paint	39 554	187 149	30 652	171 076
4403209000	Other Than Wood Of Coniferous In The Rough, Not Treated	556 238	2 635 506	271 404	1 304 846
4403419000	Oth Than Wood Of Dark & Light Red Meranti, Meranti Bakau,In The Ro	456 099	2 419 489	11 441	58 373
4403499000	Other Than Wood Of Other Tropical Wood In The Rough, Not Treated	0	45 000	0	29 945
4403911000	Baulks Sawlog & Veneer Log Of Oak Not Treated	1 166 745	4 314 426	472 475	1 772 896
4403919000	Other Than Wood Of Oak In The Rough, Not Treated	455 138	1 814 525	253 229	838 285
4403921000	Baulks Sawlog & Veneer Log Of Oak	50 860	133 546	4 663	17 853
4403929000	Other Than Wood Of Beech In The Rough, Not Treated	25 774 421	96 246 780	1 932 645	7 256 032
4403991000	Baulks Sawlog & Veneer Log Of Other Tree Not Treated	0	78 007	0	202 864
4403999000	Other Than Wood Of Other Tree In Thorough, Not Treated	19 602	1 927 983	15 329	370 459
4404201000	Hoopwood, Split Poles;Piles, Picket & The Like Of Non Coniferous	103 496	123 203	259 879	344 993
4404209000	Oth Than Hoopwood, Split Poles;Piles,Picket & The Like Of Non Conife	1 543	26 543	16 140	43 190
4405002000	Wood Wool, Wood Flour.	2 114 034	7 598 053	610 533	2 307 144
4406900000	Oth Railway Or Tramway Sleepers(Cross-Ties) Of Wood Impregnated	0	35 229	0	73 576
4407100000	Wood Sawn/ Chipped Length Of A Thick > 6 M.m.Of Coniferous,Plane	6 219 583	35 060 442	4 307 219	22 551 310
4407219000	Wood Sawn/ Chipped Length Of A Thick > 6 M.m.Of Mahogany,Not Pl:	63 775	74 654	101 353	117 708



I.3. IMPOR MENURUT KOMODITI / IMPORT BY HS COMMODITY

\*\*\* JUNI/ JUNE 2014 \*\*\*

H S	Uraian Komoditi Commodity Description	Berat Bersih / Net Weight (Kg)		Nilai / Value C.I.F (US\$)	
		Bulan ini Current Month	Kumulatif Cum.Jan. to date	Bulan ini Current Month	Kumulatif Cum.Jan. to date
4407251900	Wood Sawn/ Chipped Of A Thick > 6Mm. Ofdark&Light Red Meranti,S	0	32 835	0	59 008
4407252100	Oth Wood Sawn/ Chipped Of A Thick > 6 Mm.Of Meranti Bakau,Plane	312 714	1 862 310	218 901	1 570 313
4407279000	Wood Sawn/ Chipped Of A Thick > 6 Mm.Ofsapelli,Not Planed, Not Sa	112 899	901 436	61 519	616 854
4407289000	Wood Sawn/ Chipped Of A Thick > 6 Mm.Ofiroko,Not Planed, Not San	0	290 305	0	324 229
4407291900	Oth Than Wood Sawn/ Chipped Of A Thick > 6 Mm Of Jelutong,Not Pl	33 241	55 037	33 610	63 635
4407292900	Oth Than Wood Sawn/ Chipped Of A Thick > 6 Mm.Of Kapur,Not Plan	0	30 660	0	37 049
4407293900	Oth Than Wood Sawn/ Chipped Of A Thick > 6 Mm.Of Kempas,Not Pl	0	2 375	0	10 696
4407296900	Wood Sawn/ Chipped Of A Thick > 6 Mm.Ofteak,Not Planed, Not Sanc	77 028	206 124	96 288	406 825
4407299300	Oth Sanded Or End Jointed&Of A Thick> 6 Mm Jongkok & Merbau	49 079	52 417	21 483	25 994
4407299990	Oth Than Tropical Wood, Oth Sanded Or End Jointed&Planed,Thickne	0	42 364	0	93 930
4407911000	Wood Sawn/ Chipped Of A Thick > 6 Mm.Ofoak,Sanded Or End-Jointe	182 874	1 068 533	195 370	992 194
4407919000	Oth Wood Sawn/ Chipped Of A Thick> 6 Mm Of Oak,Not Planed, Not	2 092 776	12 202 978	1 952 200	11 640 352
4407921000	Wood Sawn/ Chipped Of A Thick > 6 Mm.Ofbeech,Planed	25 495	375 752	30 006	298 932
4407929000	Wood Sawn/ Chipped Of A Thick > 6 Mm.Ofbeech,Not Planed, Not Sa	69 070	1 193 735	57 550	908 069
4407931000	Wood Sawn/ Chipped Of A Thick > 6 Mm.Ofmaple,Sanded Or End-Joir	209	1 993	4 140	36 407
4407939000	Oth Than Wood Sawn/ Chipped Of A Thick > 6 Mm.Of Maple,Not Plan	336 337	1 334 016	629 223	2 640 158
4407959000	Oth Wood Sawn/ Chipped Of A Thick> 6 Mm Of Ash,Not Planed, Not	77 627	503 298	167 690	954 674
4407991000	Oth Than Wood Sawn/ Chipped Of A Thick> 6 Mm.Of Other Tree,Plan	308 340	997 211	181 222	606 639
4407999000	Wood Sawn/ Chipped Of A Thick > 6 Mm.Ofother Tree,Not Planed, Nc	2 000 859	9 882 272	1 786 028	8 419 373
4408101000	Cedar Wood Sats Prepared For Pencilmanufact;Radiata Pinewood Co	396 132	1 517 021	224 217	784 650
4408103000	Face Veneer Sheets, Coniferous	42 077	287 080	183 354	984 458
4408109000	Oth Coniferous,Oth Cedar Wood Sats,Face Veneer Sheets	177 716	1 495 226	622 098	2 880 127
4408310000	Dark Red Meranti, Light Red Meranti Andmeranti Bakau Of The Tropic	0	700	0	6 470
4408399000	Oth Jelutong Wood And Oth Wood Preparedfor Pencil Manufact	171 108	887 259	409 187	1 889 489
4408900000	Oth Than Sheets For Veneering And Of The Tropical Wood Of Thicken	597 482	3 642 593	1 516 453	9 522 193
4409100000	Coniferous Wood Cotinuously Shapedalong Any Of Its Edgee,Ends/Fac	67 055	408 417	102 769	421 008
4409290000	Oth Non Coniferous Oth Teak Stripsfriezes For Parquet Flooring	51 603	223 756	83 870	368 850
4410110000	Particle Board & Similar Board Of Woodor Other Ligneous Materials	22 220 775	151 558 019	5 691 419	37 739 106
4410120000	Oriented Strand Board Of Wood	0	24 843	0	12 738
4410190000	Oth Particle Board,Oriented Strand Board (Osb) Of Wood	1 356 292	8 447 004	471 773	2 664 590
4410900000	Oth Than Particle Board & Similar Boardof Other Ligneous Materias	49 780	467 749	14 479	212 473
4411120000	Medium Density Fibreboard (Mdf) Of A Thickness < 5Mm	3 250 528	17 085 376	1 603 329	8 249 358
4411130000	Medium Density Fibreboard (Mdf) Of Athickness > 5Mm And < 9 Mm	1 594 311	8 286 801	1 264 307	5 465 009
4411140000	Medium Density Fibreboard (Mdf) Of Athickness > 9 Mm	3 588 058	18 823 306	1 699 464	9 137 281
4411920000	Oth Fibreboard Of A Density >0.8G/ Cm3	282 241	1 197 790	200 628	839 631
4411930000	Oth Fibreboard Of 0,5G/ Cm<Density <0,8G/ Cm3	382 760	2 608 904	186 151	1 153 719
4411940000	Oth Fibreboard Of A Density <0.5G/ Cm3	133 326	280 688	86 013	165 833
4412100000	Plywood,Veneered Panel&Similar Laminated Wood Of Bamboo	30 000	83 804	24 750	77 925
4412310000	Oth Plywood,Consisting Solaly <6Mmthinkness W/ At Least One Oute	458 647	2 482 709	462 349	2 185 378
4412320000	Oth Plywood,Each Thick.<6Mm With Atleast One Outer Ply Of Non Co	524 674	2 738 120	318 861	2 092 480
4412390000	Oth Plywood Consisting Solely Of Sheetsof Wood Of Each Thick < 6 M	5 936 391	32 532 602	2 890 580	15 597 176
4412940000	Oth Plywood,Veneered Panels&Smilar Wood Of Blockboard,Laminbo	24 240	227 808	17 707	326 244
4412990010	Veneered Panels&Smilar W/ At Least Oneother Wood	1 037	25 031	789	47 446
4412990090	Veneered Panels&Smilar W/ At Least Oneother Wood	518 169	2 797 759	501 059	2 446 210
4413000000	Densified Wood, In Blocks,Plates,Stripsof Profile Shapes.	37 696	241 350	88 368	551 550
4414000000	Wooden Frames For Paintings, Photographs Mirrors Or Similar Object	32 405	80 129	113 494	268 876
4415100000	Cases, Boxes, Crates, Drums & Similar Packings; Cable-Drums	156	28 595	5 045	123 099
4415200000	Pallets,Box Pallets& Other Load Boards;Pallet Collars	427 620	1 310 392	316 562	1 018 853
4416009000	Casks,Barrels,Vats,Tubs&Other Coopersproducts & Parts Thereof, Of	12 001	294 275	10 617	320 816
4417001000	Tools,Tool Bodies,Tool Handles,Broom Orbrush Bodies & Handles, Of	0	9 248	0	102 961
4417009000	Oth Tools,Tool Bodies,Tool Handles,Broom Or Brush Bodies & Handle	242 752	1 049 273	380 921	1 475 842
4418100000	Windows,French-Windows& Their Framesof Wood	0	1	0	6
4418200000	Doors & Their Frames & Thresholds Ofwood	4 991	235 727	26 941	486 454
4418400000	Shuttering For Concrete Construal Workof Wood	0	954 932	0	2 036 724
4418600000	Posts And Beams	0	39 219	0	63 524
4418720000	Oth Multilayer Bullders Joinery And Carpantry Of Wood	0	82 799	0	187 014
4418790000	Oth Assembled Flooring Panels Of Wood	39 052	120 817	98 587	297 614
4418901000	Oth Cellular Wood Panels	2 464	58 167	13 965	104 782
4418909000	Other Builders Joinery & Carpentry Of Wood	276 941	1 980 724	310 787	1 899 812
4419000000	Tableware And Kitchenware, Of Wood.	27 098	200 161	37 448	380 473
4420100000	Statuettes & Oth Ornaments, Of Wood	17 450	45 364	72 782	238 695
4420901000	Oth Wooden Articles Of Furniture Notfalling In Chapter 94	0	516	0	8 044
4420909000	Oth Wood Marquetry And Inlaid,Casket And Similar Articles Of Wood	41 615	246 574	86 536	663 475
4421100000	Clothes Hangers Of Wood	11 909	111 656	53 677	6 381 804
4421901000	Spools, Cops & Bobbins, Sewing Threadreels And The Like Of Wood	84	3 898	509	36 215
4421902000	Match Splints	0	15 332	0	21 094
4421903000	Wooden Pegs Or Pins For Footwear	11 474	37 057	29 794	100 575
4421904000	Candy-Sticks, Ice-Cream Sticks & Ice Cream Spoons	256 271	1 071 711	551 552	2 017 572

I.3. IMPOR MENURUT KOMODITI / IMPORT BY HS COMMODITY

\*\*\* JUNI/ JUNE 2014 \*\*\*

HS	Uraian Komoditi Commodity Description	Berat Bersih / Net Weight (Kg)		Nilai / Value C.I.F (US\$)	
		Bulan ini Current Month	Kumulatif Cum.Jan. to date	Bulan ini Current Month	Kumulatif Cum.Jan. to date
4421907000	Fans & Handcreens, Frames & Handles Of Wood	0	0	0	0
4421908000	Toothpicks Of Wood	29 718	394 795	15 499	198 184
4421909300	Prayer Beads	123	1 989	4 789	20 242
4421909400	Oth Beads	533	2 134	16 742	48 336
4421909900	Other Wooden Articles	385 408	1 547 553	398 026	2 130 951
4501100000	Natural Cork, Raw / Simply Prepared;Wasta Cork,Crushed,Granulated	404	1 791	5 260	11 119
4501900000	Oth Natural Cork,Raw/ Simply Prepared; Wasta Cork,Crushed,Granulz	15	5 722	376	25 311
4502000000	Natural Cork,Debarked Or Roughly Squared Or In Rectangular (Includ	1 334	23 783	18 204	76 892
4503100000	Corks And Stoppers	4	1 782	35	13 323
4503900000	Other Articles Of Natural Cork.	10 009	67 957	33 116	300 672
4504100000	Blocks, Plates, Sheets & Strip; Tiles Of Any Shape;Solid Cylinders,Inc D	25 111	78 178	120 045	684 903
4504900000	Other Agglomerated Cork And Articles Ofagglomerated Cork	35 073	257 060	111 577	925 846
4601210000	Mats, Matting And Screens Of Vegetablematerials Of Bamboo	0	26 005	0	17 946
4601220000	Mats, Matting And Screens Of Vegetablematerials Of Rattan	0	237	0	13 400
4601290000	Oth Mats,Matting & Screens Of Vegetablevegetable Of Material	1 444	83 919	9 626	297 051
4601921000	Plaits And Similar Products Of Plaitingmaterial Of Bamboo	0	280	0	8 190
4601929000	Other Of Bamboo	14 650	58 163	14 281	87 349
4601999000	Oth Plaits & Similar Products Of Plaiting Of Other Materials,Whether	0	250	0	8 181
4602110000	Basketwork, Wickerwork & Other Articles, Of Vegetable Material Of E	44 857	221 260	30 985	169 777
4602120000	Basketwork, Wickerwork & Other Articles, Of Vegetable Material Of F	31	35	451	513
4602190000	Oth Than Basketwork, Wickerwork & Otherarticles, Vegetable Materi	191	1 987	1 353	12 389
4602900000	Oth Basketwork, Wickerwork & Otherarticles, Of Other Materials	54	774	1 602	4 701
4701000000	Mechanical Wood Pulp.	26 374 312	94 036 576	16 690 871	58 837 553
4702000000	Chemical Wood Pulp, Dissolving Grades.	43 376 883	245 679 389	38 841 828	229 523 495
4703110000	Chemical Wood Pulp, Soda, Oth Than Dissolving Grades,Unbleached,(	9 801 717	38 004 820	7 144 754	26 937 815
4703190000	Chemical Wood Pulp, Soda, Oth Than Dissolving Grades,Unbleached,)	0	298 648	0	192 628
4703210000	Chemical Wood Pulp, Soda, Oth Than Dissolving Grades,Bleached,Con	66 523 267	309 700 012	52 942 887	243 290 120
4703290000	Chemical Wood Pulp, Soda, Oth Than Dissolving Grades,Bleached,Nor	8 042 149	36 527 364	5 683 182	25 496 237
4704110000	Chemical Wood Pulp,Sulphite,Oth Than Dis Solving Grades,Unbleache	521	3 142 163	5 391	2 148 472
4704190000	Chemical Wood Pulp,Sulphite,Oth Than Dis Solving Grades,Unbleache	0	7 000	0	37 800
4704210000	Chemical Wood Pulp,Sulphite,Oth Than Dis Solving Grades,Bleached,(	726 607	10 715 265	541 953	7 812 213
4704290000	Chemical Wood Pulp,Sulphite,Oth Than Dis Solving Grades,Bleached,)	24 226	73 978	89 023	198 949
4705000000	Wood Pulp Obtained By A Combination Ofmechanical & Chemical Pul	3 151 529	23 813 330	1 904 484	14 150 904
4706100000	Cotton Linters Pulp	441 126	4 037 473	997 230	8 558 954
4706200000	Pulps Of Fibres Derived From Recovered (Waste & Scrap) Paper Or Pa	16 256	80 065	23 568	144 656
4706300000	Pulps Of Fibres Derived From Recoveredof Oth Than Bamboo	3	18 952	154	20 269
4706910000	Mechanical Pulps Of Fibres Derived Fromrecovered Paper Or Paperbo	394 103	3 986 369	312 524	2 975 564
4706920000	Chemical Pulps Of Fibres Derived Fromrecovered Paper Or Paperboar	380 802	1 666 290	559 056	2 712 905
4706930000	Obtained By A Combination Of Mechanical&Chemical Proseses Recov	81	1 322	767	12 881
4707100010	Recovered Unbleached Kraft Paper & Paperboard For Paper Making F	186 585 060	750 386 012	37 979 239	153 303 825
4707100090	Recovered Unbleached Kraft Paper & Paperboard For Paper Other Pu	11 964	79 446	19 639	100 187
4707200010	For Paper Making Purpose Recoveredbleached Chemical Pulp,	8 265 464	33 687 055	2 514 582	9 995 506
4707200090	Recovered Bleached Chemical Pulp, Forother Purpose	23	415	334	5 403
4707300010	Recovered Mechanical Pulp Paper Orpaperboard For Paper Making Pt	55 661 786	264 978 539	11 771 523	56 108 451
4707300090	Recovered Mechanical Pulp Paper Orpaperboard For Other Purpose	1 773	9 542	13 997	51 931
4707900010	Recovered Unsorted Waste & Scrap Paper & Paperboard For Paper M	15 094 966	62 204 545	2 619 322	10 704 702
4707900090	Recovered Unsorted Waste And Scrappaper & Paperboard For Other	0	102	0	1 408
4801001000	Newsprint, In Rolls Or Sheets. Weighingnot More Than 55 G/M2	213 590	503 226	89 327	191 256
4801009000	Newsprint, In Rolls Or Sheets. Weighingmore Than 55 G/M2	564 531	1 683 515	422 137	1 357 547
4802100000	Hand-Made Paper And Paperboard	29 816	97 699	26 225	474 358
4802201000	Paper And Paperboard Of A Kind Used As For Photo Sensitive,Heat-Se	0	157	0	8 030
4802209000	Oth Paper And Paperboard Of A Kind Usedas For Photo Sensitive,Heal	2 487 861	12 317 509	1 916 668	6 360 161
4802401000	Wallpaper Base In Rolls Of Not More Than 15 Cm In Width Rectangulz	0	1 281	0	11 147
4802409000	Oth Paper And Paperboard, Not Containing Fibres Obtained By A Mec	7 643	16 472	29 280	79 548
4802541900	Other Paper And Paperboard, Not Containing Fibres Weighing < 40 G	0	181 142	0	210 920
4802542900	Alumunium Base Paper, Not Containingfibres Weighing < 40 G/M2	23 847	109 711	48 970	222 185
4802543000	Alumunium Base Paper, Not Containingfibres Weighing < 40 G/M2	81	958	1 696	24 967
4802549000	Alumunium Base Paper, Not Containingfibres Weighing < 40 G/M2	282 747	1 294 484	437 860	2 106 512
4802552000	Fancy Paper And Paperboard,Purpose40< Weight <150 G/M,Roll	62 445	882 538	65 764	929 021
4802553900	Oth Paper,No Fibres, For Other Purpose 40< Weight <150 G/M,Roll	0	398	0	315
4802555000	Paper,No Fibres, For Other Purpose 40< Weight <150 G/M,Roll	1 805	7 010	18 093	66 913
4802559000	Oth Paper,No Fibres, For Other Purpose 40< Weight <150 G/M,Roll	1 571 888	7 564 620	1 555 479	8 022 584
4802562000	Fancy Paper And Paperboard, In Rectangular =<36Cm Oth Side =15Cr	3 375	40 205	19 222	93 819
4802563900	Paper,No Fibres, For Other Purpose40< Weight <150 G/M,Sheet	480	4 751	5 113	44 216
4802569000	Other Than Paper,No Fibres, For Otherpurpose 40< Weight <150 G/M	0	107 233	0	195 413
4802571900	Other Paper & Paperboard, Weight>40G/M2And =< 150G/M2	42 983	121 469	66 301	207 991
4802579000	Other Paper & Paperboard, Weight>40G/M2And =< 150G/M2	364 874	1 955 883	433 105	2 468 732
4802582100	Fancy Paper&Paperboard,In Roll Width <=15Cm/In Rectang Sheet<36	0	14	0	194

I.3. IMPOR MENURUT KOMODITI / IMPORT BY HS COMMODITY

\*\*\* JUNI/ JUNE 2014 \*\*\*

H S	Uraian Komoditi Commodity Description	Berat Bersih / Net Weight (Kg)		Nilai / Value C.I.F (US\$)	
		Bulan ini Current Month	Kumulatif Cum.Jan. to date	Bulan ini Current Month	Kumulatif Cum.Jan. to date
4802582900	Oth Fancy Paper & Paperboard,Oth In Roll Width<=15Cm/ In Rectang :	155 087	533 372	113 506	509 783
4802589000	Oth Paper,No Fibres, For Other Purpose Weight >150 G/M	350 770	1 092 396	486 367	2 038 226
4802613000	Paper, Fibres>10%, Aluminium Paper Paper, In Rolls	0	338	0	362
4802614000	Paper, Fibres>10%,Oth Aluminium Paper, Banknotes,Printing,Writing,I	31	23 959	8 696	35 256
4802619000	Oth Paper, Fibres>10%,Oth Aluminium Paper, Banknotes,Printing,Writ	758 724	4 357 782	645 496	3 696 287
4802621000	Paper, Fibres, Aluminium Paper Base In Sheets With 435< One Side <	0	1 332	0	23 709
4802622000	Paper, Fibres,Banknotes,Manuf Of Gypsumboard, In Sheets 435<Onesi	14 453	194 337	93 270	969 993
4802629000	Oth Paper, Fibres, For Other Purpose, Insheets With 435< One Side <2	137	24 439	1 604	134 105
4802690000	Oth Paper, Fibres, For Other Not Purpose, Of Fibres>10%, Paper In Rol	218 480	994 979	325 804	1 655 157
4803003000	Of Cellulose Wadding Or Of Web Cellulose Fibres Toilet Or Farcial Tiss	441 391	2 011 221	648 999	3 293 709
4803009000	Oth Of Cellulosa Wading&Tissue Paper/ Toilet/ Facial Tissue Stock&Str	85 966	518 047	462 320	2 237 448
4804110000	Kraftliner Paper&Paperboard, In Rolls Orsheets, Unbleached	510 887	5 880 155	266 879	3 386 222
4804190000	Oth Kraftliner Paper&Paperboard	1 430 762	7 909 871	836 171	5 474 948
4804211000	Sack Kraft Paper For Making Cement Bag In Rolls Or Sheets, Unbleach	8 016 768	51 291 291	8 242 807	53 896 723
4804219000	Oth Sack Kraft Paper For Making Cement Bag In Rolls Or Sheets, Unble	495 126	1 644 265	504 768	1 844 072
4804290000	Oth Composite Papers, In Rolls Or Sheets	209	1 067 608	1 445	804 241
4804311000	Oth Kraft Paper And Paperboard, Weighing 150 G/M, Unbleached	439 859	1 966 256	570 539	3 255 126
4804313000	Wet Strenght 40G To 60G, For Plywoodadhesive Tape, Weigh 150G/M	514 679	2 807 965	554 193	2 972 838
4804314000	Other Kraft Paper&Wet Strenght Weighing 150 G/M, Unbleached	779	2 379	3 519	26 189
4804319000	Other Than Kraft Paper & Wet Strenghtweighing 150 G/M, Unbleache	683 991	4 026 055	713 626	4 003 821
4804391000	Of A Wet Adhesive Tape, 40-60G, Used In Mnfact. Weight <= 150G/M	0	74 927	0	84 547
4804392000	Adhesive Tape, 40-60G, Not Used In Mnfact Weigh <= 150G/M2, Blea	73	244	184	776
4804399000	Oth Adhesive Tape, 40-60G, Not Used Inmnfact Weigh <= 150G/M2, E	468 571	2 187 497	431 987	2 060 810
4804411000	Elect Grade Insulating Kraft Paper, 150<Weighing< 225 G/M, Unbleac	135 308	665 775	220 607	862 741
4804419000	Oth Elect Grade Insulating Kraft Paper, 150<Weighing <225 G/M, Unbl	1 002 319	4 274 770	975 623	4 331 785
4804420000	Bleached Uniformly Throughout The Mass&>95% Wood Fibres, 150<M	29 406	29 406	27 364	27 364
4804499000	Other Kraftpaper& Paperboard 150< Weighing< 225 G/M	0	82 056	0	380 550
4804511000	Elect Grade Insulating Kraft Paper, Press Board Weighing >600G/M, Un	26	2 461	418	15 121
4804512000	Oth Wet Strenght 40G To 60G, For Plywoodadhesive Tape, Weigh>225	0	672	0	1 344
4804519000	Oth Than Wet Strenght 40G To 60G, / Ply Wood Adhesive Tape, Weigh:	634 863	3 292 771	392 740	2 093 943
4804520000	Bleached Of Kind Used In The Manufact Of Gypsum Boards	147 819	1 026 802	187 072	1 441 891
4804590000	Other Kraftpaper& Paperboard Weighing 225 G/M Or More	107 379	353 363	160 243	623 863
4805110000	Oth Uncoated Paper&Paperboard, In Rollsluting Paper,	767 164	2 039 438	296 275	798 422
4805129000	Uncoated Paper&Paperboard, Oth Semichemical, Straw Flutingpaper. F	10 662	523 963	46 004	424 563
4805199000	Oth Uncoated Paper And Paperboard, Inrolls Or Sheets	769 849	1 995 637	383 049	1 355 685
4805240000	Uncoated Paper&Paperboard, Testlinerweighing 150 G/M2 Or Less	1 182 115	1 446 713	537 385	644 221
4805251000	Uncoated Paper&Paperboard, Testlinerweighing >= 150 G/M2	525 810	1 890 380	311 598	1 222 695
4805259000	Uncoated Paper&Paperboard, Testliner Othof Weighing >= 150 G/M2	1 893 740	10 152 448	1 007 039	5 457 170
4805301000	Paper, Sulphite Wrapping Paper, Coloredmatch Wrapping Paper	1 862	1 862	2 940	2 940
4805309000	Paper, Sulphite Wrapping Paper, Othcolored Match Wrapping Paper	44 480	3 651 952	59 231	1 675 469
4805400000	Filter Paper And Paperboard	441 519	2 729 077	1 995 675	11 989 943
4805500000	Felt Paper And Paperboard	71 999	339 714	169 364	784 936
4805911000	Paper Used As Packing Of Flat Glassproduct, Resin<0,6%, Wg<150G/M	2 736	39 130	10 257	97 253
4805912000	Uncoated Paper&Paperboard, Oth Blotting, & Joss Paper, Weighing150C	6 106	34 262	3 770	16 153
4805919000	Uncoated Paper&Paperboard, Oth Blotting, & Joss Paper, Weighing150C	54 095	590 983	239 323	1 559 825
4805921000	Multi-Ply Paper And Paperboard Of 150<Weighing<225G/M	277	525	960	2 040
4805929000	Uncoated Paper&Paperboard Of Oth150<Weighing<225G/M	2 898 091	17 099 837	1 715 688	10 261 800
4805931000	Multi-Ply Paper And Paperboard Of Weighing > 225G/M2	191 030	1 197 916	153 405	819 248
4805932000	Blotting Paper Of Other Weighing > 225G/M2	21 436	107 034	17 509	106 721
4805939000	Oth Multi-Ply Paper&Blotting Paper Of Other Weighing > 225G/M2	114 327	587 973	213 287	1 117 884
4806100000	Vegetable Parchment	88 452	390 405	224 406	979 381
4806200000	Greaseproof Papers	171 991	864 311	292 307	1 217 768
4806300000	Tracing Papers	0	84 087	0	171 247
4806400000	Glassine And Other Glazed Transparent Or Translucent Papers	1 085 344	4 862 582	1 477 732	6 621 220
4807000000	Composite Paper And Paperboard Notsurface-Coated Or Impregnatec	967 383	3 967 669	659 439	3 116 760
4808100000	Corrugated Paper&Paperboard, Whetheror Not Perforated, In Rolls Or	249 941	1 624 311	305 693	1 932 474
4808400010	Sack Kraftpaper, Creped, Crinkled, Whether, Not Embossed / Perforat, R	67 645	528 690	64 292	473 723
4808400090	Oth Kraftpaper, Creped Or Crinkle, Whether Or Not Embossed Or Perf	61 330	225 779	123 320	575 749
4808902000	Paper&Paperboard, Oth Embossed Fancypaper Used Printing, Cover, Li	0	6 909	0	11 471
4808903000	Paper&Paperboard, Embossed Paperfancypaper Used Printing, Cover, L	0	33 013	0	55 801
4808909000	Oth Than Paper&Paperboard, Oth Embossedfancypaper Used Printing	154 137	885 882	397 238	2 357 132
4809200000	Self-Copy Paper	43 418	880 806	80 258	1 059 985
4809901000	Oth Self-Copy Paper	14 226	267 286	42 634	671 739
4809909000	Oth Self-Copy Paper	548 745	2 059 255	837 706	3 086 679
4810131100	Paper&Paperboard For Photo, Heat, Elect. In Rolls Papers Of Width <15	96	3 092	6 265	30 501
4810131900	Paper&Paperboard For Photo, Heat, Elect. In Rolls Papers Of Oth Width	4 486	1 208 539	8 376	895 763
4810139110	Paper&Paperboard For Photo, Heat, Elect. In Rolls Papers Of Oth Width	223 638	915 618	1 194 579	4 753 919
4810139190	Paper&Paperboard For Photo, Heat, Elect. In Rolls Papers Of Width <15	13 063	872 816	46 728	1 138 678

I.3. IMPOR MENURUT KOMODITI / IMPORT BY HS COMMODITY

\*\*\* JUNI/ JUNE 2014 \*\*\*

HS	Uraian Komoditi Commodity Description	Berat Bersih / Net Weight (Kg)		Nilai / Value C.I.F (US\$)	
		Bulan ini Current Month	Kumulatif Cum.Jan. to date	Bulan ini Current Month	Kumulatif Cum.Jan. to date
4810139990	Paper & Paperboard For Writing Or Printing In Rolls Of A Width >15 Cm	2 424 917	13 841 202	2 520 238	14 055 095
4810141100	Paper& Paperboard For Photo,Heat,Elect. Sensitive 297<One Side<43%	15	687	2 192	20 204
4810141900	Paper& Paperboard For Photo,Heat,Elect. Of Width < 15Cm	161	51 942	1 174	48 196
4810149190	Paper& Paperboard For Photo,Heat,Elect. Sensitive 297<One Side<43%	0	2 452	0	1 881
4810149990	Paper & Paperboard For Writing Or Printing In Sheets & Unfolded Of /	56 740	188 254	47 408	162 625
4810191100	Other Paper & Paperboard For Writing Orprinting In Sheets	18 049	52 857	14 800	42 298
4810191990	Other Paper & Paperboard For Writing Orprinting In Sheets	780 485	6 337 879	507 860	4 342 199
4810199190	Other Paper & Paperboard For Writing Orprinting In Sheets	264 916	3 572 629	225 458	2 884 752
4810199990	Other Paper & Paperboard For Writing Orprinting In Sheets	1 962 876	9 634 367	2 309 951	9 529 003
4810221100	Light Weight Coated Paper,Electcardiogr,ultrasonograph,Spirometer	0	260 232	0	203 732
4810221900	Light Weight Coated Paper; Oth Elect,Cardiograph,Ultrasonograph,Etc	58 773	199 370	44 960	150 301
4810229100	Oth Light Weight Coated Paper,In Roll Of A Width 15Cm<One Side<3%	0	226	0	2 738
4810229900	Oth Light Weight Coated Paper	1 510 261	4 538 607	1 335 257	4 379 340
4810291100	Oth Paper Of A Kind Used For Printng,Elect,Cadiograp,Ultrasonograp,	0	195	0	7 678
4810291900	Oth Paper Of A Kind Used For Printng,Oth Electcadiograp,Ultrasonogr	32 262	187 282	50 592	230 272
4810299100	Oth Paper Of A Kind Used For Printng,Width 15Cm<One Side<36Cm,L	16 933	88 521	27 258	138 735
4810299900	Oth Paper Of A Kind Used For Printng	330 131	3 269 776	361 782	2 977 491
4810313100	Base Paper Of A Kind Used To Manufacture Aluminium Coated Paper,	21	491	89	1 396
4810313900	Other Base Paper Of A Kind Used To Manuf Aluminium Coated Paper,	0	14 795	0	62 449
4810319900	Oth Kraft Paper,Paperboard,Not For Wrntg Printing, Other Grafic Pur;	16 683	70 942	32 916	119 763
4810329000	Kraft Paper,Paperboard, Not For Writing,Other Weight>150G/M2	1 732 631	9 856 494	1 877 855	11 040 383
4810393000	Oth Kraft Paper,Paperboard, Not Forwriting In Rolls Width<=15Cm,Stc	4 437	61 118	23 204	828 313
4810399000	Other Kraft Paper,Paperboard, Not Forwriting	272 222	1 392 108	202 653	1 423 379
4810924000	Other Paper & Paperboard, Multiplyrectang < 15 X 36 Cm2	9	4 634	11	38 709
4810929000	Other Paper & Paperboard, Multiply Othrectang < 15 X 36 Cm2	1 704 754	12 576 131	1 713 471	10 286 366
4810999000	Oth Paper And Paperboard Of Multiply Oth Rectang < 15 X 36 Cm2	305 971	1 517 760	499 362	2 713 568
4811102100	Floor Covering On A Base Of Paper Orpaperboard,In Roll <15Cm, Rect	67	100	3 388	5 804
4811102900	Other Bituminised/ Asphalted Paper& Paperboard In Roll <15Cm, Rect-	8 703	51 950	24 706	158 395
4811109100	Floor Covering On A Base Of Paper Orpaperboard,In Other Size	0	111	0	3 001
4811109900	Other Bituminised/ Asphalted Paper & Paperboard,In Other Size	52 665	374 744	186 222	1 681 167
4811412000	Gummed Or Adhesive Paper& Paperboard,Self-Adhesive,Rectang<15X	12 236	100 871	173 178	1 202 061
4811419000	Gummed/ Adhesive Paper& Paperboard,Othself-Adhesive,In Other Szi	1 102 343	6 496 902	3 130 984	18 777 207
4811492000	Oth Gummed Or Adhesive Paper& Paperboard In Roll <15Cm, Rect<15	687	9 849	9 993	99 061
4811499000	Oth Gummed Or Adhesive Paper& Paperboard,In Other Size	297 884	1 414 119	1 432 285	7 296 514
4811513900	Oth Paper Coated,Impregnated/ Coveredwith Plastic,Bleached,Wg>15	273 774	3 779 379	408 760	5 295 157
4811519900	Oth Paper Coated,Impregnated/ Coveredwith Plastic,Bleached,Oth Siz	488 682	3 011 067	832 155	9 223 215
4811592000	Oth Paper Coated,Impregnated/ Coveredwith Plastics& Aluminium Foil	1 928 226	12 439 454	7 518 219	50 409 850
4811594100	Floor Covering On A Paper Coated,Impregwth Plastic,Unbleached,Rec	1 781	12 117	23 656	168 069
4811594900	Oth Paper Coated,Impregnated/ Coveredwith Plastic,Unbleached,Rect	126 653	679 937	449 759	2 228 094
4811599900	Oth Paper Coated,Impregnated/ Coveredwith Plastic,Unbleached,Oth	742 192	5 204 956	2 396 703	16 019 989
4811602010	Paper Coated,Impregnated/ Covered Withwax,Paraffin,Stearin,Oil,Rec	2 916	32 121	13 779	84 864
4811602090	Oth Paper Coated,Impregnated/ Coveredwth Wax,Paraffin,Stearin,Oil,	0	85 466	0	66 825
4811609010	Paper Coated,Impregnated/ Covered Withwax,Paraffin,Stearin,Oil,Oth	92 195	381 341	147 998	630 720
4811609090	Oth Paper Coated,Impregnated/ Coveredwith Wax,Paraffin,Stearin,Oil	49 659	1 290 505	166 694	2 211 111
4811904100	Flooring Covering A Paper,Cellulose Wadd Web Of Cell Fibr Roll<15Cm	177 195	805 589	348 957	1 412 346
4811904900	Oth Paper, Paperboard,Cellulose Waddingweb Of Cell Fibr Roll<15Cm	58 797	331 787	231 905	1 156 787
4811909100	Flooring Covering A Paper,Cellulose Wadd Web Of Cell Fibres,Other S	457	18 080	386	59 370
4811909900	Oth Paper, Paperboard,Cellulose Waddingweb Of Cell Fibres,Other Si;	1 245 748	6 563 946	2 957 951	17 001 808
4812000000	Filter Blocks,Slabs& Plates,Of Paper Pulp	1 118	53 440	31 447	345 974
4813100000	Cigarette Paper,In The Form Of Bookletsor Tubes	95 470	574 389	543 764	3 566 674
4813200000	Cigarette Paper,In The Form In Rolls Ofa Width Not Exceeding 5 Cm	254 033	1 314 200	1 959 801	9 111 181
4813901000	Cigarette Paper,Oth In The Of Booklets,Tubes & In Rolls,Width <5 Cm,	29 942	505 633	239 567	3 196 344
4813909000	Cigarette Paper,Oth In The Of Booklets,Tubes & In Rolls	539 050	4 002 084	3 011 944	19 318 011
4814200000	Wallpaper& Similar Wall Coverings,Consist Of Peper Coaled Wth A Gr;	412 713	11 173 736	743 860	4 183 686
4814900000	Window Transparencies Of Paper	146 559	746 763	487 268	2 588 531
4816201000	Self-Copy Paper (Other Than Of 48.09)Inrolls Of A Width 25<Oneside-	0	215	0	2 014
4816209000	Other Self-Copy Paper (Other Than Of48.09)	17 054	122 611	29 791	199 824
4816901000	Carbon Paper	19 870	88 566	5 747	171 797
4816902000	Other Copying Paper	56	3 588	614	11 034
4816904000	Heat Transfer Paper	171	41 028	3 043	91 877
4816909000	Other Heat Transfer Paper & Offsetplates Of Paper	73 183	336 010	274 546	1 145 693
4817100000	Envelopes	23 870	242 982	201 862	1 194 442
4817200000	Letter Cards,Plain Postcards And Correspondence Cards	4 821	22 760	6 777	62 553
4817300000	Boxes,Pouches,Wallets & Writingcompendiums,Of Paper Or Paperbo;	5 346	83 074	23 109	504 415
4818100000	Toilet Paper	844	4 247	867	34 232
4818200000	Handkerchiefs,Cleansing Or Facialissues & Towels	20 807	109 251	64 116	648 549
4818301000	Tablecloths	24 954	28 949	37 710	60 899
4818302000	Serviettes	33	3 821	184	51 126

**I.3. IMPOR MENURUT KOMODITI / IMPORT BY HS COMMODITY**  
**\*\*\* JUNI/ JUNE 2014 \*\*\***

H S	Uraian Komoditi Commodity Description	Berat Bersih / Net Weight (Kg)		Nilai / Value C.I.F (US\$)	
		Bulan ini Current Month	Kumulatif Cum.Jan. to date	Bulan ini Current Month	Kumulatif Cum.Jan. to date
4818500000	Articles Of Apparel & Clothing, Of Paper Pulp,Paper	326	2 506	6 777	39 991
4818900000	Other Articles Of Apparel & Clothing, Of Paper Pulp,Paper	105 499	842 399	200 958	2 077 142
4819100000	Cartons,Boxes & Cases, Of Corrugatedpaper Or Paperboard	2 877 360	14 973 704	6 489 784	32 765 311
4819200000	Folding Cartons,Boxes& Cases,Of Non-Corrugated Paper Or Paperboar	3 064 617	18 671 077	12 521 864	70 487 328
4819300000	Sacks&Bags,Having A Base Of A Width Of40 Cm Or More	270 335	1 745 506	518 528	3 465 398
4819400000	Other Sacks And Bags, Including Cones	307 341	1 718 313	1 182 406	6 157 167
4819500000	Other Packing Containers,Includ Recordsleeves	652 581	3 706 022	3 606 092	18 968 147
4819600000	Box Files,Letter Trays,Storage Boxes& Similar Articles,Used In Offices,ġ	127 163	610 821	466 165	2 261 881
4820100000	Registers,Account Books,Note Books,Order Books,Diaries & Similar Ari	74 628	354 060	244 423	1 400 743
4820200000	Exercise Books	23 799	165 145	54 533	529 804
4820300000	Binders(Other Than Book Covers),Foldersand File Covers	34 811	86 945	40 003	221 755
4820400000	Manifold Business Forms& Interleavedcarbon Sets	688	11 848	5 767	36 918
4820500000	Albums For Samples Or For Collections	1 157	27 124	2 668	133 683
4820900000	Other Exercise Book,Binders,Manifold,Albums	54 556	319 899	237 379	699 599
4821101000	Printed,Labels Of A Kind For Jewellery,Incl Objects Personal Carried In	96 417	740 886	1 971 430	12 836 418
4821109000	Printed,Oth Labels Of A Kind For Jewel,Incl Objects Personal Carried Ir	632 633	3 172 900	6 957 288	48 288 042
4821901000	Oth Printed,Labels Of A Kind For Jewel,Incl Objects Personal Carried Ir	15 494	448 984	159 701	1 657 571
4821909000	Oth Printed,Oth Labels Of A Kind For Jewell Incl Objects Personal Carr	136 981	1 366 633	991 036	7 160 149
4822101000	Cone Of Pulp Of A Kind Used For Windingtextile Yarn	933	97 907	21 518	200 872
4822109000	Bobbins,Spools,Cops& Similar Of Pulp,Othof A Kind Used For Winding	324	7 836	4 893	64 655
4822901000	Oth Cone	59 801	442 138	77 451	542 317
4822909000	Other Bobbins,Spools,Cops & Similar	38 248	282 337	238 697	2 156 241
4823201000	Filter Paper In Rolls Or Sheets,Instrips,Rolls Or Sheets	267 999	1 144 592	1 560 635	6 393 394
4823209000	Othert Filter Paper In Rolls Or Sheets	168 784	484 832	682 318	2 594 779
4823402100	Cardiograph Recording Paper	357	2 801	12 961	41 109
4823402900	Oth Paper For Electro-Medical Apparatus	497	4 067	8 595	28 037
4823409000	Oth Rolls,Sheets& Dials,Printed For Self-Recording Apparatus	68 763	442 243	175 220	1 472 084
4823610000	Trays,Dishes,Plates,Cups& The Like,Of Paper Or Paperboard Of Bamboc	1 144	6 369	7 918	29 076
4823690000	Trays,Dishes,Plates,Cups& The Like,Ofpaper Or Paperboard Of Oth The	103 831	360 807	211 458	1 088 648
4823700000	Mouldad Or Pressed Articles Of Paperpulp	54 605	403 284	332 760	2 134 589
4823901000	Coconing Frames For Silk-Worms	0	0	0	0
4823902000	Display Cards For Jewellery,Incl Objects Personal Carried In Pocket,In	7	16 199	209	110 717
4823903000	Dia-Cut Polyethylene Coated Paperboardof A Kind For Manufacture C	55 082	268 432	50 998	271 674
4823904000	Paper Tube Sats Of Kind Used For Themanufacture Of Fireworks	1 804	185 714	14 716	2 253 611
4823905100	Kraft Paper,In Rolls Of A Width Of 209Mm Weight 150 G/ M2 Or Less	159	7 601	1 903	38 232
4823905900	Kraft Paper,In Rolls Of A Width Of 209 Mother Weight	383	64 864	1 263	125 296
4823906000	Punched Jacquard Cards	486	546	6 251	17 223
4823907000	Fans & Handsscreen	4 127	37 907	25 956	125 800
4823909200	Joss Paper	186 061	1 180 284	220 416	1 544 543
4823909400	Cellulose Wadding And Webs Of Cellulosafibers,Coloured Or Marbled	0	7 246	0	21 461
4823909500	Othetr Floor Coverings On A Base Of Papepaperboard	77	188	2 950	5 870
4823909600	Oth, Cut To Shape Other Than Rectangularor Square	26 808	67 423	100 830	315 702
4823909900	Other,Cut To Size/ Shape,Other Than Instrips, Rolls Or Sheets	334 106	2 107 931	1 119 587	7 924 102
4901100000	Printed Books,Brochures And Similar Prinin Single Sheets, Whether Or	30 825	278 976	287 709	1 705 632
4901910000	Dictionaries Andencyclopedias,And Serialinstalments Thereof	0	1	0	192
4901991000	Educational, Technical, Scientific,Historical Or Cultural Books	60 495	436 906	546 460	2 768 356
4901999000	Oth Printed Books,Brochures, And Similarprinted	264 715	1 404 838	2 054 649	10 598 665
4902100000	Newspapers,Journals & Periodicalsappearing At Least Four Times A W	0	1	0	1
4902901000	Newspapers,Journals & Periodicalsoth Appearing At Least Four Times	18	138	376	1 378
4902909000	Other Newspapers,Journals & Periodicals	6 068	36 210	17 019	184 899
4903000000	Childrens Picture,Drawing Or Coloringbooks.	3 087	5 732	7 043	28 820
4904000000	Music,Printed Or In Manuscript,Whetheror Not Bound Or Illustrated.	4 379	17 423	164 993	537 968
4905100000	Globes	5	8 703	96	123 352
4905910000	Maps & Hydrographic/Similar Chartsof All Kinds,In Book Form	0	46	0	778
4905990000	Other Maps&Hydrographic Or Similarcharts Of All Kinds	110	2 090	10 168	49 377
4906001000	Plans& Drawings,Including Photographicreproductions On Sensitised F	1	598	1	8 074
4906009000	Plans& Drawings,Including Photographicreproductions On Carbon Cop	2 564	14 970	95 436	712 965
4907001000	Banknotes, Being Legal Tender	0	425	0	9 326
4907002100	Postage Stamps, Unused	0	1	0	5
4907002900	Ravanue And Similar Stamps,Unused	1 960	8 239	839 688	2 622 072
4907004000	Stock,Share/ Bond Certificates& Similardocuments Of Title; Cheque Fo	117	742	996	12 558
4907009000	Other Similar Stamps Of Current/Newissue In The Country In Which T	409	4 643	51 124	612 099
4908100000	Transfers (Decalcomanias), Vitriifiable	12 773	67 391	358 241	2 581 178
4908900000	Other Transfers (Decalcomanias), Vitriifiable	35 615	360 062	1 484 485	9 456 188
4909000000	Printed/Illustrated Postcards, Cardgreetings, Messages/ Announcemei	2 514	14 400	7 478	48 517
4910000000	Calendars Of Any Kind,Printed,Includingcalendar Blocks.	152	17 581	2 104	78 388
4911101000	Catalogues Listingonly Educationhistorical Or Cultural Books& Publicat	11 267	61 792	79 452	411 121
4911109000	Oth Trade Advertising Material,Commercial Catalogues And The Like	71 086	498 096	10 231 350	12 889 398

I.3. IMPOR MENURUT KOMODITI / IMPORT BY HS COMMODITY

\*\*\* JUNI/ JUNE 2014 \*\*\*

HS	Uraian Komoditi Commodity Description	Berat Bersih / Net Weight (Kg)		Nilai / Value C.I.F (US\$)	
		Bulan ini Current Month	Kumulatif Cum.Jan. to date	Bulan ini Current Month	Kumulatif Cum.Jan. to date
4911912100	Wall Pictures,Anatomical Or Botanicaldiagrams And Charts	0	33	0	4 104
4911912900	Other Wall Picture & Diagrams Forinstructional Purposes	1 830	15 273	16 382	127 510
4911913100	Printed Picture & Photograph,Anatomical/ Botanical Diagram/ Charts	8	49	34	152
4911913900	Oth Printed Picture & Photographoht Anatomical/Botanical Diagram/	944	2 265	6 014	33 499
4911919000	Other Picture, Designs & Photograph	41 660	119 764	73 461	432 072
4911991000	Printed Card For Jewellery,Small Objectpersonal Adornment/ Articles	36	2 364	1 984	37 931
4911992000	Printed Labels For Explosives	122	1 098	1 403	17 436
4911993000	Educational, Technic,Scientific,Historisor Cultural Printed On A Set Of	94	104	2 260	6 855
4911999000	Oth Printed Card, Printed Labels,Educational Printed On A Set Of Card	112 549	683 287	1 046 475	6 850 823
5001000000	Silkworm Cocoons Suitable For Reeling.	79	1 806	2 740	17 648
5004000000	Silk Yarn(Oth Than Yarn Spun From Silkwaste) Not Put Up For Retail S	36 776	116 612	78 377	211 860
5005000000	Yarn Spun From Silk Waste,Not Put Up Forretail Sale.	0	855	0	7 809
5006000000	Silk Yarn & Yarn Spun From Silk Waste,Put Up For Retail Sale;Silk-Wor	0	5	0	18
5007101000	Fabrics Of Noil Silk: Printed By Thetraditional Batik Process	187	1 570	2 314	14 621
5007109010	Fabrics Of Noil Silk: Oth Printedtraditional Batik Process	266	436	39 403	52 410
5007109090	Other Fabrics Of Noil Silk	56	425	17 803	29 859
5007209090	Oth Fabrics, Containing >= 85% By Weightof Silk; Other	6 745	8 362	80 528	140 504
5007909090	Oth Fabrics; Containing < 85% By Weightof Silk	273	1 196	3 528	110 948
5101110000	Shorn Wool, Not Carded/ Combed, Greasy,Including Fleece-Washed W	1 134	5 596	61 371	180 994
5101190000	Oth Shorn Wool,Not Carded/ Combed,Greasy,Including Fleece-Washe	431	2 567	18 530	33 999
5101210000	Shorn Wool, Not Carded/ Combed,Degreasednot Carbonised	30 670	156 782	121 647	709 550
5101290000	Other Shorn Wool, Not Carded/ Combed,Degreased Not Carbonised	36	245	263	1 393
5102110000	Fine Animal Hair,Not Carded/ Combedof Kashmir (Cashmere) Goats	0	0	0	0
5102190000	Fine Animal Hair,Not Carded/ Combedoth Of Goats	0	3	0	72
5103300000	Waste Of Coarse Animal Hair Includeyarn Waste But Exclude Garnette	0	2	0	11
5105100000	Carded Wool	0	1 441	0	34 887
5105290000	Combed Wool Not In Fragments	21 870	442 258	317 784	5 764 911
5105310000	Fine Animal Hair, Carded/ Combedof Kashmir (Cashmere) Goats	0	784	0	61 240
5105390000	Fine Animal Hair, Carded/ Combedother Of Goats	0	940	0	36 995
5106100000	Yarn,Carded Wool > 85% By Weight Not Putup For Retail Sale	14 359	61 268	204 127	963 679
5106200000	Yarn,Carded Wool < 85% By Weight Not Putup For Retail Sale	4 435	136 085	80 202	1 656 729
5107100000	Yarn,Combed Wool > 85% By Weight Not Putup For Retail Sale	12	63 243	203	1 528 957
5107200000	Yarn,Combed Wool < 85% By Weight Not Putup For Retail Sale	8 362	55 339	116 131	760 012
5108100000	Yarn Of Fine Animal Hair Not Put Up Forretail Sale, Carded	0	0	0	0
5109100000	Yarn,Wool/ Animal Hair > 85% By Weight,For Retail Sale	90 971	541 455	2 267 163	13 413 599
5109900000	Yarn,Wool/ Animal Hair < 85% By Weight,For Retail Sale	0	61 067	0	53 411
5110000000	Yarn,Coarse Animal Hair/Of Horsehairwether Not Put Up For Retail S	192	487	4 318	25 822
5111111000	Woven Fabric,Carded,Wool/ Animal Hair>85%Weight < 300 G/M;Print	123	202	2 438	3 391
5111119000	Woven Fabric,Carded,Wool/ Animal Hair>85%Weight < 300 G/M;Oth	11 070	57 539	419 680	2 346 565
5111199000	Woven Fabric,Carded,Wool/ Animal Hair>85%Weight>300 G/M;Oth P	230	2 275	5 559	57 140
5111200000	Other, Mixed Mainly Or Solely Withman-Made Filaments	19 708	53 389	500 194	1 148 174
5111300000	Other, Mixed Mainly Or Solely Withman-Made Staple Fibres	39 235	226 728	277 286	1 786 950
5111900000	Other Woven FabricsOf Carded Wool Orcarded Fine Animal Hair	668	1 021	11 806	36 069
5112111000	Woven Fabric,Combed Wool/ Animal Hair>85%Weight<200 G/M;Print	4 063	20 632	52 928	312 237
5112119000	Woven Fabric,Combed Wool/ Animal Hair>85%Weight<200 G/M;Oth	128 589	576 835	4 282 316	18 540 324
5112191000	Woven Fabric,Combed Wool/ Animal Hair>85%Weight>200 G/M;Print	33 968	179 264	307 443	1 919 501
5112199000	Woven Fabric,Combed Wool/ Animal Hair>85%Weight>200 G/M;Oth	8 339	32 919	241 705	1 203 469
5112200000	Oth Woven Fabric,Combed Wool/ Animal Hairmix Mainly/ Solely With	14 451	88 493	519 403	2 654 505
5112300000	Oth Woven Fabric,Combed Wool/ Animal Hairmix Mainly/ Solely With	14 511	27 533	354 936	784 210
5112900000	Oth Woven Fabric,Combed Wool Or Of Fineanimal Hair.	18 503	48 441	537 057	917 666
5113000000	Woven Fabrics Of Coarse Animal Hair Or Ohorse Hair	94	94	2 106	2 106
5201000000	Cotton, Not Carded/ Combed.	45 246 356	356 712 164	95 118 322	728 835 836
5202100000	Yarn Waste (Including Thread Waste)	40 930	182 513	20 715	92 847
5202990000	Cotton Waste,Not Garnetted Stock	5 593	49 487	53 159	441 162
5203000000	Cotton, Carded/ Combed.	1 127	3 344	11 377	40 481
5204110000	Cotton Sewing Thread,Not For Retail Salecotton Weight >=85%	164 814	496 060	551 174	3 035 636
5204190000	Cotton Sewing Thread,Not For Retail Salecotton Weight < 85%	55 765	262 633	323 107	2 395 547
5204200000	Cotton Sewing Thread, Wether For Sale	55 778	208 971	98 121	400 130
5205110000	Single Yarn,Of Uncombed Fibres Measuring> 714.29 Decitex, Cotton>	33 290	993 197	102 581	4 177 574
5205120000	Single Yarnof Uncombed Fibres Measuring232.58<Decitex<714.29 , C	191 260	2 003 949	619 685	6 677 416
5205130000	Single Yarnof Uncombed Fibres Measuring192.31<Decitex<232,56 , Cc	22 784	98 642	110 272	465 446
5205140000	Single Yarnof Uncombed Fibres Measuring125<Decitex<192.32 , Cotto	103 175	329 961	585 450	1 917 785
5205210000	Single Yarn,Of Combed Fibres Measuring>714.29 Decitex, Cotton > 85	0	17	0	92
5205220000	Single Yarn,Of Combed Fibres Measuring 232,56<Decitex<714.29 , Co	24 440	258 036	120 659	1 096 143
5205230000	Single Yarn,Of Combed Fibres Measuring192,31<Decitex<232,56 Cott	1 350 630	6 705 373	5 043 190	26 263 802
5205240000	Single Yarn,Of Combed Fibres Measuring125<Decitex <192,31 , Cotto	277 765	1 994 570	1 008 497	6 566 282
5205260000	Single Yarn,Of Combed Fibres Measuring106,38<Decitex< 125 , Cotto	0	20 208	0	100 266
5205310000	Multiple Yarn,Of Uncombed Fibres Measure>714.29 Decitex,Cotton >	767	4 212	10 640	76 619

**I.3. IMPOR MENURUT KOMODITI / IMPORT BY HS COMMODITY**  
**\*\*\* JUNI/ JUNE 2014 \*\*\***

HS	Uraian Komoditi Commodity Description	Berat Bersih / Net Weight (Kg)		Nilai / Value C.I.F (US\$)	
		Bulan ini Current Month	Kumulatif Cum.Jan. to date	Bulan ini Current Month	Kumulatif Cum.Jan. to date
5205320000	Multiple Yarn,Of Uncombed Fibres Measure232.56<Decitex<714.29, (	18 072	133 123	99 723	650 454
5205330000	Multiple Yarn,Of Uncombed Fibres Measure192.31<Decitex<232.31, (	0	34	0	961
5205350000	Multiple Yarn,Of Uncombed Fibres Measure< 125 Decitex, Cotton > 8	0	5	0	222
5205410000	Multiple Yarn,Of Combed Measuring714.29 Decitex/ More, Cotton > 8	0	669	0	5 373
5205420000	Multiple Yarn,Of Combed Measuring232.56<Decitex<714.29,Cotton >	3 675	218 150	22 509	1 188 591
5205440000	Multiple Yarn,Of Combed Measuring125<Decitex< 192.31, Cotton >8:	11 454	152 696	95 255	1 422 265
5205460000	Multiple Yarn,Of Combed Measuring106,38<Decitex< 125 ,Cotton >8:	10 213	51 039	71 137	349 739
5205480000	Multiple Yarn,Of Combed Measuring< 83.33 Decitex, Cotton >85%	1 691	26 230	26 924	264 637
5206110000	Single Yarn Of Uncombed Fibres,Measuring>714,29Or Decitex, Cottor	31 903	91 813	270 163	750 997
5206120000	Single Yarn Of Uncombed Fibres,Measuring232,56<Decitex<714.29, (	0	3 782	0	7 563
5206130000	Single Yarn Of Uncombed Fibres,Measuring192.31< Decitex <232.56 ,	174	174	6 473	6 473
5206210000	Single Yarn, Of Combed Fibres, Measuring>714.29 Desitex,Cotton<85	99	3 600	1 049	53 382
5206220000	Single Yarn, Of Combed Fibres, Measuring232.56<Decitex<714.29 ,Co	262 025	858 609	834 176	2 979 440
5206230000	Single Yarn, Of Combed Fibres, Measuring192.31< Decitex <232.56 ,C	3 377	265 757	16 551	971 503
5206240000	Single Yarn, Of Combed Fibres, Measuring125<Decitex< 192.31 ,Cottc	0	46 931	0	218 356
5206310000	Multiple Yarn,Of Uncombed Measuring> 714.29 Decitex, Cotton<85%	0	5 413	0	34 140
5206320000	Multiple Yarn,Of Uncombed Measuring232.56<Decitex< 714.29,Cotto	0	2 990	0	36 852
5206340000	Multiple Yarn,Of Uncombed Measuring125 <Decitex< 192.31,Cotton<	0	19 932	0	239 782
5206420000	Multiple Yarn,Of Combed Fibres Measuring232,56 <Decitex< 714.29,	6 759	9 487	57 368	110 527
5206440000	Multiple Yarn,Of Combed Fibres Measuring125 <Decitex< 191.31,Ctr	56	215	780	2 388
5206450000	Multiple Yarn,Of Combed Fibres Measuring< 125 Decitex Cotton > 85'	0	36 596	0	273 153
5207100000	Cotton Yarn(Oth Sewing Thread) Retailsale,>=85% Cotton By Weight	13 612	39 295	184 681	463 276
5207900000	Cotton Yarn(Oth Sewing Thread) Retailsale,< 85% Cotton By Weight	21 217	50 108	166 380	376 412
5208110000	Woven Fabrics Of Cotton, Unbleachedweighing <= 100 G/M, >=85% C	13 403	639 220	237 728	5 580 445
5208120000	Woven Fabrics Of Cotton, Unbleached100<Weighing<200 G/M, >=85'	331 516	1 368 961	2 798 996	13 366 256
5208130000	Woven Fabrics Cotton,Unbleached,3Or4 Thread Twill ,<200G/M,>=85'	0	908	0	22 860
5208190000	Oth Woven Fabrics Cotton, Unbleach,<200G/M,>=85%Of Cotton	693 622	4 269 109	7 658 583	49 201 501
5208210000	Woven Fabrics Of Cotton,Bleached,Plainweeve,Weighing<100G/M,>=	18 014	126 751	262 794	1 735 236
5208220000	Woven Fabrics Of Cotton,Bleached,Plainweave,100<Weigh<200 G/M,	111 293	398 591	1 125 955	4 246 678
5208230000	Woven Fabrics Cotton,Bleached,3/4 Threadtwill ,Weighing<200G/M,>	0	1 935	0	17 713
5208290000	Other Woven Fabrics Cotton,Bleached,<200G/M,>=85%Of Cotton	162 244	1 147 857	1 489 703	10 708 213
5208310010	Woven Fabrics Cotton,Dyed,Voille/ Chemivolle,Weight <100 G/M,>=8:	0	4 561	0	63 962
5208310090	Other Woven Fabrics Of Cotton,Dyed,Weighing<200 G/M, >=85%Of C	76 704	592 095	707 606	5 786 911
5208320000	Woven Fabrics Of Cotton,Dyed,Plain Weave Weave ,Weight <100 G/M	456 655	2 705 118	7 888 983	48 247 654
5208330000	Woven Fabrics,Dyed, 3-Thread/4-Threadtwill,Weighing<200 G/M, >=	39 463	200 433	330 494	1 935 060
5208390000	Other Woven Fabrics Of Cotton,Dyed,Weighing<200 G/M, >=85%Of C	336 642	1 878 847	3 228 526	20 051 107
5208410010	String Woven Fabrics, Cont>=85% Ofcotton,Of Diff Colour Yarn, Weigh	2 100	20 153	30 109	274 597
5208410090	Oth Woven Fabrics, Cont >=85% Of Cotton,Of Diff Colour Yarn, Weigh	100 227	664 418	1 262 817	9 653 629
5208420010	String Woven Fabrics,Cont >=85%, Cottonof Diff Colour Yarn, Weigh >	235	4 573	3 301	79 956
5208420090	Oth Woven Fabrics, Cont >= 85% Of Cottonof Diff Colour Yarn, Weigh	574 123	4 104 220	8 877 874	60 806 908
5208430000	3-Thread/4-Thread Twill, Including Cross Weighing > 100 G/M,>=85%	106 512	614 161	879 801	5 608 869
5208490000	Other Fabrics Of Different Color,Weighing<200 G/M, >=85%Of Cotton	149 493	617 416	910 460	4 650 242
5208511000	Plain Weave,Weinghing <=100G/M2Printed By The Traditional Batik F	0	320	0	5 159
5208519000	Plain Weave,Weinghing <=100G/M3, Notprinted By The Traditional B	13 348	52 509	326 301	1 047 346
5208521000	Plain Weave,Weinghing >100G/M2Printed By The Traditional Batik Pr	187	389	4 517	7 303
5208529000	Plain Weave,Weinghing >100G/M3, Notprinted Bythe Traditional Bati	26 151	156 491	385 569	2 078 798
5208591000	Other Fabrics; Printed By Traditionalbatik Process,<200 G/M, >=85% C	0	8 069	0	127 154
5208599000	Other Fabrics; Not Printed Traditionalbatik Process,<200 G/M, >=85%	29 859	264 653	252 252	2 060 153
5209110000	Plain Weave,Unbleached Cont.>=85% Of Cotton, Weight >200 G/M2	107 243	520 824	882 601	4 060 626
5209120000	3-Thread/4-Thread Twill,Unbleached,>=85% Of Cotton, Weight > 200	0	541	0	7 196
5209190000	Other Fabrics Unbleached,>=85% Cotton,Weighing > 200 G/M2	476 424	3 252 362	4 226 405	29 510 761
5209210000	Woven Fabric Bleached ,Plain Weave >=85%Cotton, Weighing > 200 C	4	11 991	42	168 240
5209220000	3-Thread/4-Thread Twill,Bleached,>=85%Weighing>200G/M	338	7 086	3 749	100 186
5209290000	Other Woven Fabric Bleached ,Cont 85%Of Cotton Weight > 200 G/M	52 844	350 221	584 953	4 106 688
5209310000	Woven Fabrics Dyed, Plain Weave,Cont.85%Of Cotton, Weight > 200 (	136 354	1 705 492	1 287 455	16 228 229
5209320000	3Or4 Thread lcl Cross Twill,Dyed,>= 85%,Weight>200G/M	198 742	1 553 700	1 821 677	15 046 578
5209390000	Other Woven Fabrics,Dyed, Cont.85% Of Cotton,Weight > 200 G/M2	300 156	2 819 468	2 380 358	23 740 829
5209410000	Woven Fabrics Of Yarn Different Colours,Plain Weave,>=85% Cotton,)	27 875	254 056	328 985	2 659 598
5209420000	Woven Fabrics Of Yarn Different Colours,Denim,>=85% Cotton, Weigh	577 318	2 700 699	3 369 471	17 002 819
5209430000	3/4 Thread Twill,Yarn Different Colours,Plain Weave,>=85% Ctn, Wgt	802	29 138	7 358	382 711
5209490000	Other Woven Fabrics Of Yarn Differentcolours,>=85% Ctn, Wght>200	57 220	312 329	324 835	2 377 422
5209519000	Woven Fabrics, Plain Weave, Not Printedby Batik Process,>=85% Ctn	2 043	12 047	23 621	149 890
5209529000	3Or4 Thread Twill,Not Printed By Batikprocess,>=85% Ctn, Wght>200	1 925	29 813	20 332	298 484
5209591000	Other Woven Fabrics, Printed By Batikprocess,>=85% Ctn, Wght>200	0	72	0	754
5209599000	Other Woven Fabrics, Not Printed Bybatik Process,>=85% Ctn, Wght:	314	44 866	5 885	2 050 635
5210110000	Woven Fabric,Unbleached; Plain Weave< 85% Cotton,Weight<200G/M	565 601	3 125 470	5 514 085	30 792 443
5210190000	Other Woven Fabric,Unbleached; Plainweave < 85% Cotton,Weight<2	253 185	1 282 182	2 280 760	14 028 435
5210210000	Woven Fabric,Bleached; Plain Weave< 85% Cotton,Weight<200G/M2	23 576	81 405	310 651	1 103 120

I.3. IMPOR MENURUT KOMODITI / IMPORT BY HS COMMODITY

\*\*\* JUNI/ JUNE 2014 \*\*\*

HS	Uraian Komoditi Commodity Description	Berat Bersih / Net Weight (Kg)		Nilai / Value C.I.F (US\$)	
		Bulan ini Current Month	Kumulatif Cum.Jan. to date	Bulan ini Current Month	Kumulatif Cum.Jan. to date
5210290000	Other Woven Fabric,Bleached; Plain Weave< 85% Cotton,Weight<200G/M2:	9 131	73 403	199 528	1 243 618
5210310000	Woven Fabric,Dyed; Plain Weave< 85% Cotton,Weight<200G/M2:	116 740	752 731	2 061 608	15 637 331
5210320000	Woven Fabric,Dyed;3/4-Thread Twill Inlcross Twill,< 85% Cotton,We	9	52 739	369	324 638
5210390000	Other Woven Fabric,Dyed; < 85% Cotton,Weight<200G/M2:	33 355	229 919	639 287	3 992 597
5210410010	String Weave,Of Yarn Of Different Colour< 85% Cotton,Weight<200G	1 984	19 111	38 330	397 603
5210410090	Woven Fabric,Different Colour,Not String Weave,< 85% Cotton,Weig	66 136	451 856	873 672	6 160 432
5210490000	Other Woven Fabric,Different Colour,Plain Weave,< 85% Cotton,Weig	5 367	56 605	74 823	685 600
5210519000	Woven Fabric,Plain Weave, Not Printed Bybatik Process,< 85% Cotton	2	1 030	29	3 582
5210591000	Other Woven Fabric,Printed By Batikprocess,< 85% Cotton,Weight<20	0	2 312	0	53 559
5210599000	Other Woven Fabric,Not Printed By Batikprocess,< 85% Cotton,Weigh	57 558	378 806	556 417	3 261 773
5211110000	Woven Fabric,Unbleached;Plain Weave,< 85% Cotton,Weight>200G/M	31 573	140 633	247 198	1 215 977
5211190000	Other Woven Fabric,Unbleached,< 85% Cotton,Weight>200G/M2	34 329	582 607	484 996	7 322 288
5211200000	Woven Fabric,Bleached,;< 85% Cotton,Weight>200G/M2	532	12 651	5 893	93 448
5211310000	Woven Fabric,Dyed;Plain Weave,< 85% Of cotton,Weight>200G/M2	49 168	272 106	401 641	2 873 367
5211320000	Woven Fabric,3/4 Thread Twill,Dyed,< 85%Of Cotton,Weight>200G/M	95 470	510 994	887 574	4 381 576
5211390000	Other Woven Fabric,Dyed;< 85% Of Cotton,Weight>200G/M2	64 662	527 124	883 341	4 206 795
5211410090	Woven Fabric,Different Colour,Not String Weave,< 85% Cotton,Weig	8	166 931	108	833 804
5211420000	Woven Fabric,Different Colour,Denim,< 85% Cotton,Weight>200G/M	104 188	579 546	655 976	3 312 997
5211430000	Oth Fabrics Of 3-Thread/4-Thrd,<85%Of Co,Weight>200G/M2	1	35	8	1 596
5211490000	Oth Fabrics Of Different Colours< 85% Cotton,Weight>200G/M2	7 742	25 824	38 077	102 239
5211529000	3-Thre/4-Thread Twill, Not Printed Bybatik< 85% Cotton,Weight>200	346	346	3 828	3 828
5211599000	Other Woven Fabric,Not Printed By Batik< 85% Cotton,Weight>200G/	5 831	222 216	54 476	1 680 053
5212110000	Oth Wovenfabric Ofcotton Weight<=200G/M2Unbleached	53 752	305 379	763 301	4 503 329
5212120000	Oth Wovenfabric Ofcotton Weight<=200G/M2Bleached	987	5 450	1 938	51 287
5212130000	Oth Wovenfabric Ofcotton Weight<=200G/M2Dyed	8 153	42 845	54 958	428 980
5212140000	Oth Wovenfabric Ofcotton Weight<=200G/M2Of Yarns Of Differrent C	128 696	1 328 730	913 698	10 286 148
5212159000	Oth Wovenfabric Ofcotton Weight<=200G/M2Not Printed By Traditio	2 330	94 048	16 684	587 920
5212210000	Oth Wovenfabric Ofcotton Weight>200G/M2Unbleached	420 420	2 219 280	3 422 495	20 997 669
5212220000	Oth Wovenfabric Ofcotton Weight>200G/M2Bleached	1	1 355	2	11 495
5212230000	Oth Wovenfabric Ofcotton Weight>200G/M2Dyed	13	307	860	7 300
5212240000	Oth Wovenfabric Ofcotton Weight>200G/M2Of Yarns Of Differrent C	140 588	180 121	953 410	1 272 653
5212251000	Oth Wovenfabric Ofcotton Weight>200G/M2Printed By The Tradition	0	2	0	2
5212259000	Oth Wovenfabric Ofcotton Weight>200G/M2Not Printed By Tradition	15	904	114	4 720
5301100000	Flax, Raw/ Retted	3	585	1 945	5 001
5301290000	Flax, Broken, Scutched, Heckled/Othwiseprocess, But Notspun,Not Br	0	16 055	0	96 330
5303100000	Jute & Oth Textile Bast Fibres, Raw/ Retted	122 000	545 329	151 450	621 229
5303900000	Jute & Oth Textile Bast Fibres,Not Raw/ Retted	1	66	34	737
5305001000	Sisal & Oth Textile Fibres Of The Genusageve;Tow & Waste Of These F	160 000	937 340	226 280	1 345 446
5305002021	Textile Fibres Of Abaca; Raw	0	80 964	0	58 965
5305009010	Textile Fibres; Of Ramie Fibres	0	3 061	0	52 978
5305009090	Textile Fibres; Other Of Ramie	0	1 240	0	5 823
5306100000	Single Flax Yarnflax Yarn	0	11 045	0	133 631
5306200000	Multiple (Folded)/Cabled Flax Yarn	0	286	0	5 606
5307100000	Single Yarn Of Jute/Of Oth Textile Bastof Heading 53.03.	30 470	178 939	24 484	234 144
5307200000	Multiple (Folded)/Cabled Of Jute/ Othfibres Bast Fibres Of Heading 5	1 232 216	12 982 662	1 100 549	10 971 140
5308100000	Coir Yarn	0	1	0	1
5308200000	True Hemp Yarn	0	2 317	0	14 619
5308901000	Paper Yarn	0	63	0	5 042
5308909000	Other Yarn Of Other Vegetable Textile Fi	0	422	0	3 007
5309119000	Woven Fabrics Of Flax Cont>=85%By Weightunbleached Or Not;Not F	1 032	11 428	6 091	254 954
5309191000	Other Woven Fabrics,Flax Cont>=85%Byweight;Print By Traditional B	0	4 306	0	69 316
5309199000	Other Woven Fabrics,Flax Cont>=85%Weightnot Print By Traditional F	315	13 598	21 112	434 538
5309219000	Woven Fabrics Of Flax Cont<85% By Weightunbleached Or Not;Not Pr	1	14	10	1 185
5309291000	Woven Fabrics Of Flax Cont<85% By Weightoth;Printby The Tradition:	1	8 261	2	116 272
5309299000	Woven Fabrics Of Flax Cont<85% By Weightoth; Not Printed By The B	91	60 613	8 873	1 033 905
5310100010	Woven Fabrics Of Jute Or Of Oth Textileunbleached; Plain	29 244	103 983	40 278	130 736
5310100090	Woven Fabrics Of Jute Or Of Oth Textileunbleached; Other Plain	25	66	142	320
5310909000	Other Woven Fabrics Of Jute/Oth Textilehead 53.03, Not Printed By B	0	1 617	0	26 548
5311009000	Woven Fabrics Of Oth Vegetable Textilefibres& Paper Yarn; Not Print I	12	41 406	484	117 766
5401101000	Sewing Thread Of Man-Made Flment Ofsynthetic Filaments; For Retai	10 643	100 771	124 324	972 513
5401109000	Sewing Thread Of Man-Made Flment Ofsynthetic Filaments; Not For F	347 931	2 640 407	1 508 860	10 699 311
5401201000	Sewing Thread Of Man-Made Flment Ofartificial Filaments; For Retail	1 961	7 788	15 715	50 829
5401209000	Sewing Thread Of Man-Made Flment Ofartificial Filaments;Not For Re	26 237	88 884	203 335	621 069
5402110000	Synthtatic Filament yarn (Oth Than Sewinghigh Tenacity Yarn Of Nylon	7 397	81 935	160 922	1 609 349
5402190000	Synthtatic Filament yarn (Oth Than Sewinghigh Tenacity Yarn Of Nylon	720 019	3 891 982	3 101 546	17 399 621
5402200000	Synthtatic Filament yarn (Oth Than Sewinghigh Tenacity Yarn Of Polye	923 275	5 605 891	2 774 346	15 980 033
5402310000	Textured Yarn Of Nylon/Oth Polyamidesmeasuring Single Yarn <= 50	311 924	1 659 517	1 685 297	9 897 351
5402320000	Textured Yarn Of Nylon/Oth Polyamidesmeasuring Single Yarn > 50 Te	46 601	388 907	152 353	1 467 385



**I.3. IMPOR MENURUT KOMODITI / IMPORT BY HS COMMODITY**  
**\*\*\* JUNI/ JUNE 2014 \*\*\***

H S	Uraian Komoditi Commodity Description	Berat Bersih / Net Weight (Kg)		Nilai / Value C.I.F (US\$)	
		Bulan ini Current Month	Kumulatif Cum.Jan. to date	Bulan ini Current Month	Kumulatif Cum.Jan. to date
5402330000	Textured Yarn Of Polyesters	2 807 958	12 074 902	5 842 389	29 541 689
5402340000	Textured Yarn Of Polypropylene Syntheticfilament	547 513	2 306 669	1 325 523	5 538 333
5402390000	Other Texture Synthetic Filament Yarn	47 434	937 361	213 835	1 624 705
5402440000	Oth Yarn, Single, With A Twist Or Not<50Turn/M; Elastomeric	1 204 029	5 545 812	9 625 153	43 881 857
5402450000	Oth Yarn, Single, With A Twist Or Not<50Turn/M; Oth, Of Nylon/ Oth F	410 461	1 590 970	931 507	5 119 320
5402460000	Oth Yarn, Single, With A Twist Or Not<50Turn/M; Oth, Of Polyesters,F	2 845 121	13 477 092	4 170 136	20 955 488
5402470000	Oth Yarn, Single, With A Twist Or Not<50Turn/M; Oth, Of Polyester	2 540 888	13 647 859	5 062 192	28 470 227
5402480000	Oth Yarn, Single, With A Twist Or Not<50Turn/M; Oth, Of Polpropilen	194 608	961 827	259 331	1 327 422
5402490000	Oth Yarn, Single, Oth Thn, Of Elast, Nylpolyester, Polypropylene, <=50	1 350 746	4 798 028	3 609 866	14 746 609
5402510000	Oth Yarn, Single, With A Twist Or Not>50Turn/M; Of Nylon Or Oth Pol	229	2 485	2 267	27 859
5402520000	Oth Yarn, Single, With A Twist Or Not>50Turn/M; Of Nylon Or Oth Pol	29 983	152 494	140 147	1 223 589
5402590000	Oth Yarn, Single, With A Twist Or Not>50Turn/M; Other; Other	0	5 659	0	103 869
5402610000	Oth Yarn, Multiple Or Cableof Nylon Or Polyamides	29 234	218 741	154 859	982 939
5402620000	Oth Yarn, Multiple Or Cableof Polyesters	829 622	2 970 154	1 502 576	6 525 998
5402691000	Oth Yarn, Multiple Or Cableof Other : Polypropylena	135 873	623 708	297 666	1 373 501
5402699000	Oth Yarn, Multiple Or Cableof Other : Oth Than Polypropylena	31 836	153 715	113 015	501 478
5403100000	Artificial Filament Yarn (Not Sewing)Hight Tenacity Yarn Of Viscose Ra	3 167	11 923	25 237	63 060
5403311000	Artificial Filament Yarn,Oth Yarn,Singleof Viskosa Twist/Not <120 Turr	0	4 459	0	27 524
5403319000	Artificial Filament Yarn,Oth Yarn,Singleof Viskosa Twist/Not <120 Turr	167 737	1 360 238	437 696	3 139 808
5403321000	Artificial Filament Yarn,Oth Yarn,Singleof Viskosa Twist/Not >120 Turr	10 588	32 979	34 518	108 779
5403329000	Artificial Filament Yarn,Oth Yarn,Singleof Viskosa Twist/Not >120 Turr	14	218 702	380	53 001
5403339000	Artificial Filament Yarn,Oth Yarn,Singleof Cellulose Acetate: Oth Textu	0	92	0	558
5403391000	Artificial Filament Yarn,Oth Yarn,Singleof Other : Textured Yarn	3 110	14 294	19 378	102 823
5403399000	Artificial Filament Yarn,Oth Yarn,Singleof Other : Oth Textured Yarn	1 182	39 978	6 913	115 598
5403411000	Artificialfilament yarn,Oth Yarn,Multipleor Cable: Of Viscose Rayon;Te	9 810	19 170	22 563	54 855
5403419000	Artificialfilament yarn,Oth Yarn,Multipleor Cable: Of Viscose Rayon; O	42 912	318 089	117 299	1 040 311
5403421000	Artificialfilament yarn,Oth Yarn,Multipleorcable: Ofcelluloseacetat;Te	0	0	0	0
5403429000	Artificialfilament yarn,Oth Yarn,Multipleorcable: Ofcelluloseacetat; O	1 165	6 175	91 416	408 362
5403491000	Artificialfilament yarn,Oth Yarn,Multipleorcable: Of Other ; Textured Y	0	3 257	0	17 189
5403499000	Artificialfilament yarn,Oth Yarn,Multipleorcable: Of Other ; Oth Textur	13 789	130 377	98 387	799 098
5404110000	Synth Monfilament Of Elastomeric >=67Decitex,Dimension<=1Mm, W	31 167	151 514	163 297	555 737
5404120000	Synth Monfilament Oth Ofpolypropylne>=67Decitex,Dimension<=1Mn	33 205	162 231	102 739	516 135
5404190000	Synth Monfilament Other >=67Decitexdimension<=1Mm, Width<=5M	66 272	582 052	617 421	4 744 881
5404900000	Synthetics Other Than Filaments Exceeds<1 Mm, Width <= 5 Mm	64 317	455 591	182 324	966 781
5406000000	Man-Made Filament Yarn(Oth Than Sewingthread) Put Up For Retail S	479	1 377	708	10 610
5407102010	Woven Fabrics Of Synt Filament Yarn Fromhigh Of Nylon/Oth :Tyre Fa	845	30 337	7 028	431 021
5407102090	Woven Fabrics Of Synt Filament Yarn Fromhigh Of Nylon/Oth :Tyre Fa	183 845	1 076 623	2 939 290	17 343 508
5407109010	Woven Fabrics Of Synt Filament Yarn Fromhigh Of Nylon/Oth : Other	47 897	207 825	302 688	1 581 606
5407109090	Woven Fabrics Of Synt Filament Yarn Fromhigh Of Nylon/Oth : Other	153 399	944 850	2 028 592	12 015 247
5407200000	Woven Fabrics Of Synt Filament Yarnwoven Fabricsobtained From Str	52 391	438 692	161 064	1 354 013
5407300000	Woven Fabrics Of Synt Filament Yarnfabrics Specified In Nota 9To Sec	6 363	16 505	142 064	390 343
5407411000	Woven Nylon Mesh Fabric Of Untwistedweight >=85% Of Fmnt Of Ny	35 360	505 196	383 559	5 092 352
5407419000	Oth Woven Nylon Mesh Fabric Of Untwistedweight >=85% Of Fmnt C	123 130	581 219	1 354 215	6 893 487
5407420000	Woven Fabrics Of Synt Filament Yarn Fromnylon Cont >85% ; Dyed	348 556	2 233 475	6 227 081	37 477 965
5407430000	Woven Fabrics Of Synt Filament Yarn Fromnylon Cont>85%;Of Yarnof	22 824	38 267	83 179	161 801
5407440000	Woven Fabrics Of Synt Filament Yarn Fromnylon Cont >85% ; Printed	7 540	30 643	148 470	553 893
5407510000	Woven Fabrics Of Synt Filament Yarn Frompolyester Cont >85% ; Unb	1 965 301	8 656 533	8 767 585	41 865 353
5407520000	Woven Fabrics Of Synt Filament Yarn Frompolyester Cont >85% ; Dye	1 275 677	7 631 125	14 396 209	94 200 203
5407530000	Woven Fabrics Of Synt Filament Yarn Frompolyester Cont >85% ; Ofya	24 741	165 714	96 602	603 153
5407540000	Woven Fabrics Of Synt Filament Yarn Frompolyester Cont >85% ; Prin	137 338	641 889	1 523 476	8 488 547
5407610010	Oth Woven Fabrics,Cont>=85% Of By Weightofnontextured Polyst Filz	968 036	5 562 145	5 226 116	31 772 617
5407610090	Oth Woven Fabrics,Cont>=85% Of By Weightofnontextured Polyst Filz	1 383 983	8 467 170	9 505 972	51 675 934
5407690010	Oth Woven Fabrics,Cont>=85% Of By Weightof Polyst Filamnt: Unblez	411 096	2 426 961	3 420 646	21 795 188
5407690090	Oth Woven Fabrics,Cont>=85% Of By Weightof Polyst Filamnt: Other	467 282	3 093 106	4 677 206	31 757 533
5407710000	Oth Woven Fabrics,Cont>=85% Of By Weightof Synthet Filamnt:Unble	514 206	2 723 530	2 432 854	14 162 870
5407720000	Oth Woven Fabrics,Cont>=85% Of By Weightof Synthet Filamnt: Dyed	60 966	362 409	973 273	5 445 573
5407730000	Oth Woven Fabrics,Cont>=85% Of By Weightof Synthet Filamnt: Of Ye	0	2 911	0	29 012
5407740000	Oth Woven Fabrics,Cont>=85% Of By Weightof Synthet Filamnt: Print	17 429	154 037	148 369	1 611 187
5407810000	Oth Woven Fabrics,Cont<85% Of By Weightof Synthet Filamnt-Mixed;	1 149	18 602	23 573	326 458
5407820000	Oth Woven Fabrics,Cont<85% Of By Weightof Synthet Filamnt-Mixed;	43 438	358 502	951 726	6 000 957
5407830000	Oth Woven Fabrics,Cont<85% Of By Weightof Synthet Filamnt-Mixed;	543	23 123	8 325	221 260
5407840000	Oth Woven Fabrics,Cont<85% Of By Weightof Synthet Filamnt-Mixed;	18 900	83 957	362 898	1 483 770
5407910000	Woven Fabrics Of Synt Filament Yarn Ofother Woven Fabric; Unblead	163 219	481 210	372 904	1 194 558
5407920000	Woven Fabrics Of Synt Filament Yarn Ofother Woven Fabric; Dyed	94 028	840 026	769 554	6 902 706
5407930000	Woven Fabrics Of Synt Filament Yarn Ofother Woven Fabric;Of Yarn C	206	5 205	2 702	70 835
5407940000	Woven Fabrics Of Synt Filament Yarn Ofother Woven Fabric; Printed	184	2 672	3 300	42 573
5408100010	Woven Fabrics Ofartificial Filament Yarnfromhigh Tenacty Yarnof Visc	4 790	27 286	88 003	454 529
5408100090	Woven Fabrics Ofartificial Filament Yarnfrom High Tenacity Yarn Of Vi	180 691	1 110 519	1 518 435	10 412 673

I.3. IMPOR MENURUT KOMODITI / IMPORT BY HS COMMODITY

\*\*\* JUNI/ JUNE 2014 \*\*\*

HS	Uraian Komoditi Commodity Description	Berat Bersih / Net Weight (Kg)		Nilai / Value C.I.F (US\$)	
		Bulan ini Current Month	Kumulatif Cum.Jan. to date	Bulan ini Current Month	Kumulatif Cum.Jan. to date
5408210000	Woven Fabrics Ofartificial Filament Yarncont >85% Weight : Umbleacl	54 151	181 487	488 907	1 872 128
5408220000	Woven Fabrics Ofartificial Filament Yarncont >85% Weight Or Strip/Ti	53 613	323 223	480 574	3 376 116
5408230000	Woven Fabrics Ofartificial Filament Yarncont >85% Weight:Of Yarn Of	3 084	3 182	48 318	49 772
5408240000	Woven Fabrics Ofartificial Filament Yarncont >85% Weight Or Strip/Ti	3 201	80 848	50 580	1 019 400
5408310000	Woven Fabrics Ofartificial Filament Yarnoth Woven Fabric: Unbleache	86	248	2 549	4 744
5408320000	Woven Fabrics Ofartificial Filament Yarnoth Woven Fabric: Dyed	410	9 746	9 260	166 300
5408330000	Woven Fabrics Ofartificial Filament Yarnoth Woven Fabric:Of Yarn Ofc	111 008	245 952	141 159	308 373
5408340000	Woven Fabrics Ofartificial Filament Yarnoth Woven Fabric: Printed	36	1 994	2 866	83 571
5501100000	Synthetic Filament Towof Nylon Or Other Polyamides	48 532	336 563	732 476	5 778 194
5501200000	Synthetic Filament Towof Polysters	183 519	1 141 019	2 229 940	11 706 637
5501300000	Synthetic Filament Towof Acrylic Or Modacrylic	4 921 193	19 939 808	9 206 061	53 219 456
5501400000	Synthetic Filament Towof Polypropylene	20 090	161 089	53 680	270 417
5501900000	Synthetic Filament Towother	33 526	122 564	95 721	604 746
5502000000	Artificial Filament Tow	3 255 941	21 172 143	20 446 863	132 878 614
5503110000	Synthetic Staple Fibres Of Nylon Or Othrpolyamides Of Aramids	12 924	93 871	240 362	1 584 018
5503190000	Synthetic Staple Fibres Of Nylon Or Othrpolyamides Of Oth Than Aran	45 531	391 336	303 751	2 098 436
5503200000	Synthetic Staple Fibres Of Polyesters	11 534 751	65 593 790	16 309 215	96 332 100
5503300000	Synthetic Staple Fibres Of Acrylic Ormodacrylic	2 788 541	12 417 107	5 683 193	31 922 075
5503400000	Synthetic Staple Fibres Of Polypropylene	344 760	2 036 842	861 255	5 198 553
5503900010	Synthetic Staple Fibres Of Other :Of Viscose Rayon	153 500	1 112 796	597 681	3 856 402
5503900090	Synthetic Staple Fibres Of Other :Other Than Viscose Rayon	292 108	1 784 257	1 211 491	6 958 508
5504100000	Artificial Staplefibres Notcarded,Combedothwise Procss For Spin:Of R	6 641 403	36 982 947	11 328 611	69 063 608
5504900000	Artificial Staplefibres Notcarded,Combedothwise Procsfor Spin: Other	77 713	693 868	351 895	2 079 557
5505100000	Waste Of Man-Made Fibresof Synthetic Fibres	91 123	619 498	48 753	403 506
5505200000	Waste Of Man-Made Fibresof Artificial Fibres	227 509	1 007 957	48 437	226 454
5506100000	Synth Staple Fibres Carded,Combad Orothwise Prcs Forspin:Of Nylon/	31 652	184 384	318 763	1 696 289
5506200000	Synth Staple Fibres Carded,Combad Orothwise Proccsor Spin:Of Poly	431 998	2 411 471	4 315 956	24 106 239
5506300000	Synth Staple Fibres Carded,Combad Orothwise Proccsorspin:Acrylic/I	184 372	493 943	585 205	1 800 833
5506900000	Synth Staple Fibres Carded,Combad Orotherwise Process For Spinn : C	21 631	110 215	257 835	1 042 189
5507000000	Artificial Staple Fibres, Carded, Combedothwise Processed For Spinni	400	429	2 770	3 006
5508101000	Sewing Thread Of Man-Made Staple Fibreswether For Sale Or No:Of S	112 089	524 331	350 534	1 922 631
5508109000	Sewing Thread Of Man-Made Staple Fibreswether For Sale Or No: Otf	591 297	2 376 406	1 272 170	5 885 249
5508201000	Sewing Thread Of Man-Made Staple Fibreswether Forsale Or No:Of A	149	3 544	1 550	38 987
5508209000	Sewing Thread Of Man-Made Staple Fibreswether Forsale Or No: Oth	2 697	60 075	37 776	310 767
5509110000	Single Yarn Cont >=85% By Weight Ofstaple Fibres Of Nylon/Oth Poly:	12 141	40 568	186 869	509 446
5509120000	Multiple/ Cabled Yarn Cont>=85% Byby Weight Ofstaple Fbre Ofnylon,	0	4 979	0	24 605
5509210000	Single Yarn Cont >=85% By Weight Ofpolyester Staple Fibres	509 763	4 232 420	948 223	7 394 947
5509220000	Multiple (Folded)/ Cabled Yarn Cont.>=85%Of Polyester Staple Fibres	153 853	775 283	480 944	2 903 962
5509310000	Single Yarn Cont >=85% By Weight Ofacrylic/Modacrylic Staple Fibres	0	1 374	0	9 833
5509320000	Multiple/ Cabled Yarn Cont>=85% By Weightof Acrylic/Modacrylic Sta	29 392	288 193	165 189	1 482 966
5509410000	Single Yarn Cont >=85% By Weightof Synthetic Staple Fibres	9 101	36 669	31 138	497 446
5509420000	Multiple (Folded)/ Cabled Yarn Cont.>=85%Of Synthetic Staple Fibres	36 720	55 633	193 378	450 395
5509510000	Oth Yarn Of Polyester Staple Fibresmixed Mainly With Artificial Staple	12 331	139 487	66 498	301 755
5509529000	Oth Yarn Of Polyester Staple Fbres,Othermixed Mainly/ Solely Wth Woc	7	4 704	218	19 954
5509530000	Oth Yarn Of Polyester Staple Fibresmixed Mainly/ Solely With Cotton	184 122	1 142 156	413 977	3 200 224
5509590000	Oth Yarn Of Polyester Staple Fibresother	8 109	78 456	49 013	429 283
5509610000	Oth Yarn Ofacrylic/ Modacrylic Staple Fbrmixed Mainly/ Solely Wth Wc	5 343	19 906	87 202	153 897
5509620000	Oth Yarn Ofacrylic/ Modacrylic Staple Fbrmixed Mainly/ Solely With Co	38 316	88 010	57 539	140 144
5509690000	Oth Yarn Ofacrylic/ Modacrylic Staple Fbrother	24 350	100 923	138 614	529 674
5509910000	Other Yarn Mixed Mainly Or Solely Withwool/ Fine Animal Hair	3 377	5 927	35 702	70 625
5509990000	Other Yarn Mixed Other Thanwool/ Fine Animal Hair & Cotton	0	7 653	0	75 978
5510110000	Single Yarn Cont >=85% By Weightof Artificial Staple Fibres	82 164	1 565 192	206 326	3 143 332
5510120000	Multiple/ Cabled Yarn Cont.>=85%By Weight/ Artificial Staple Fibres	0	7 339	0	60 079
5510200000	Oth Yarn, Mixed Mainly/ Solely Withcont>=85% Of Weight Of Artifiel S	97	97	776	776
5510300000	Other Yarn, Mixed Mainly/ Solely Cont>=85% Of Weight With Cotton	54 852	637 211	272 097	2 431 147
5510900000	Other Yarn Of Artificial Staple Fibrescont>=85% Of Weight	49 670	323 972	613 667	2 413 716
5511101000	Yarn Of Synthtic Staple Fibres,Cont>=85%Weight Of Such Fbrs Kniting	5 473	68 361	53 198	566 021
5511109000	Yarn Of Synthtic Staple Fibres,Cont>=85%Weight Of Such Fibres : Oth	66 282	251 018	108 753	881 338
5511201000	Yarn Of Synthtic Staple Fibres,Cont <85%Weight Of Such Fbrs Kniting	0	938	0	4 470
5511209000	Yarn Of Synthtic Staple Fibres,Cont <85%Weight Of Such Fibres : Othe	56	2 118	1 829	8 257
5511300000	Yarn Of Artificial Staple Fibresput Up For Retail Sale	2 723	15 588	80 117	328 107
5512110000	Woven Fabrics Of Synthetic Staple Fibrecont>85% Wight Of Polyester	32 294	296 527	221 203	1 427 399
5512190000	Woven Fabrics Of Synthetic Staple Fibrecont>85% Wight Of Polyester	206 076	1 736 099	2 104 709	16 501 556
5512210000	Woven Fabrics Of Synthetic Staple Fibrecont>85%Wightof Acrylic/ Md	18 056	43 820	130 352	322 032
5512290000	Woven Fabrics Of Synthetic Staple Fibrecont>85%Wightof Acrylic/ Md	90 023	804 435	1 080 391	8 939 574
5512910000	Woven Fabrics Of Synthetic Staple Fibrecont>85%Weight Of Oth : Unt	0	4 286	0	78 495
5512990000	Woven Fabrics Of Synthetic Staple Fibrecont>85%Weight Of Oth Th P	19 798	87 366	419 064	1 689 956
5513110000	Wovn Fbrcs Of Plyster Staple Fbre Bleacheplain Weave <=85% Mix W/C	88 243	971 657	1 068 872	9 899 293

I.3. IMPOR MENURUT KOMODITI / IMPORT BY HS COMMODITY

\*\*\* JUNI/ JUNE 2014 \*\*\*

H S	Uraian Komoditi Commodity Description	Berat Bersih / Net Weight (Kg)		Nilai / Value C.I.F (US\$)	
		Bulan ini Current Month	Kumulatif Cum.Jan. to date	Bulan ini Current Month	Kumulatif Cum.Jan. to date
5513120000	3-Thread / 4-Thread Twill, Incl Twill Polstaple Fibres <=85% W/ Cotton;	20 795	31 813	282 204	515 054
5513130000	Oth Woven Fbrcs Of Polyester Staple Fbr<=85% Mixed Wght <170 G/M	638 115	3 712 272	5 643 914	32 237 121
5513190000	Oth Woven Fabrics <85% Mixed Cottonweight <170 G/M Of Cotton	1 084	46 348	27 100	498 930
5513210000	Dyed Woven Fabrics Of Polyester Staplefibres, Plain Weave<85% Of S	482 376	3 929 004	2 066 770	13 381 012
5513230000	Oth Dyed Woven Fabric Ofpolyester Staplefibres <85%, Cotton<170 G	471	13 949	6 192	178 037
5513290000	Oth Woven Fabrics <85% Such Fibres, Mixed Cotton <170 G/M Dyed	385 347	1 612 916	3 567 123	15 948 802
5513310000	Woven Fabrics Of Yarn Of Diff Color Of Polyester Staple Fbrs,Plain Wea	45 873	319 388	292 676	1 943 985
5513390000	Oth Woven Fabrics<85% Of Such Fibresweight <170 G/M Of Cotton: C	15 235	96 997	178 222	1 374 293
5513410000	Printed Polyester Staple Fibres, Plainweave <85% Of Fbr, Cotton<170	342 237	2 220 839	1 129 850	7 161 554
5513490000	Other Woven Fabrics<85% Of Fibresweight <170 G/M Of Cotton	1 110	2 075	11 704	23 507
5514110000	Woven Fbrcs Of Polyester Staple Fibresplain Weave <=85%,Cotton >1	69 107	212 387	934 223	2 380 675
5514120000	3-Thread/4-Thread Twill, Incl Twill Ofpolyester Stapl Fbrs<85%, Cotton:	409	11 693	4 693	123 778
5514190000	Other Woven Fabrics<85% Of Fibresmixed Weight >170G/M Of Cotto	100 860	497 721	1 385 992	8 293 291
5514210000	Dyed Polyester Staple Fbrs, Plain Weavestaple Fbrs<85%, Cotton >170	0	18 063	0	170 735
5514220000	Woven Fabric Of Synt; Dyed<85% With Ctto3-Thread/4-Thread Twill,I	8 294	42 763	132 599	575 869
5514230000	Woven Fabric Of Synt; Dyed<85% With Ctodyed; Oth Woven Fbr Poly	45 186	2 896 539	308 339	3 688 001
5514290000	Other Woven Fabrics<85% Of Fibres Mixedweight >170G/M Of Cotto	21 855	1 870 204	157 166	2 765 796
5514300000	Woven Fabrics Of Synth Staple Fibre <85%, Cotton >170 G/M, Diff Colo	854	163 574	9 810	210 568
5514410000	Printed Polyester Staple Fibres, Plainweave <85% Of Fbr, Cotton >170	92 937	287 162	880 386	2 916 350
5514420000	Prnt 3-Thread/4-Thread Twill,Incl Twlpolyester Staple Fbr<85%, Cotton	22 431	79 399	186 589	603 548
5514430000	Oth Printd Woven Fabrics Of Polyesterstpl Fbr <85%, Cotton >170 G/M	29 496	74 271	339 329	879 097
5514490000	Oth Printed Woven Fabrics<85% Suchfibres, Weight >170 G/M Of Cot	45 862	262 267	192 722	1 165 862
5515110000	Oth Wvn Fbrcs Of Synth Staple Fbrs Ofpolyester Stapl Fbr Mixed Viscos	336 723	1 734 456	3 752 814	19 416 774
5515120000	Oth Wvn Fbrcs Of Synth Staple Fbrs Ofpolyester Stapl Fbr Mixed W/M-	43 157	119 572	272 147	912 010
5515130000	Oth Wvn Fbrcs Of Synth Staple Fbrs Ofpolyester Stapl Fbr Mix W/Wool/I	38 579	186 109	756 471	3 394 872
5515190000	Other Woven Fabrics Of Synth Staple Fbrof Other Polyester Staple Fbr	38 599	341 671	709 803	5 450 251
5515210000	Oth Wvn Fbrcs Of Acrylic/ Modacrylicmixed/ Solely With Man-Made Fil	2 868	3 912	18 934	20 639
5515220000	Oth Wvn Fbrcs Of Acrylic/ Modacrylicmixed/ Solely W/Wool/ Fine Anm	0	1 839	0	27 938
5515290000	Oth Wvn Fbrcs Of Acrylic/ Modacrylicmix W/ Other Than Man-Made Fi	2 321	13 079	12 787	47 969
5515910000	Oth Woven Fabrics Mixed Mainly/ Solelyman-Made Filaments	8 799	27 664	235 392	899 764
5515991000	Oth Woven Fabrics Mixed Mainly/ Solelyw/ Wool/ Fine Anml Hair	204	1 743	3 145	34 614
5515990000	Oth Woven Fabrics Mixed Mainly/ Solelywith Other Than Man-Made F	9 036	42 622	144 258	571 392
5516110000	Unbleached/ Bleached Woven Fabrics Ofartificial Staple Fibre;Weight>	106 547	624 414	783 995	4 157 660
5516120000	Dyed Woven Fbrcs Of Artificial Staplefibres; Weight>=85%	52 006	379 114	810 724	5 483 629
5516130000	Woven Fabrics Of Yarns Of Diff Colorweight>=85% Of Artificial Staple F	1	5 379	2	69 327
5516140000	Printed Woven Fabrics; Wght>=85% Ofartificial Staple Fibres	1 848	107 425	29 273	1 445 249
5516210000	Un/Bleached Woven Fabrics Of Artificialstaple Fibre Mix M-M-F;Weig	794	2 648	10 889	35 134
5516220000	Dyed Woven Fabrics Of Artificial Staplefibres Mix M-M-F;Weight<85%	6 583	59 254	130 287	1 086 955
5516230000	Woven Fabrics Of Yarn Of Diff Colorartficial Staple Fbr Mix M-M-F;Wegl	0	6 496	0	23 697
5516240000	Printed Woven Fabrics Of Artifcl Staplefibres Mixed With M-M-F;Weigl	3 428	9 856	82 668	248 083
5516310000	Un/Bleached Woven Fabrics Of Artificialstaple Fibre Mixed W/Wool;V	52	52	542	542
5516320000	Dyed Woven Fabrics Of Artificial Staplefibres Mixed With Wool;Weight	4 502	38 401	2 248 897	2 991 844
5516330000	Woven Fbrc Of Yarn Of Diff Color Staplefibres Mixed With Wool;Weigh	1 102	1 556	19 148	27 699
5516410000	Un/Bleached Woven Fabrics Of Artificialstaple Fibre Mixed Cotton;We	2 124	7 681	21 867	88 948
5516420000	Dyed Woven Fabrics Of Artificial Staplefibres Mixed With Cotton;Weigl	0	2 782	0	64 782
5516430000	Woven Fabrics Of Yarn Of Diff Colorsmixed With Cotton;Weight<85%	1 388	15 640	8 727	241 487
5516910000	Other Un/Bleached Woven Fabrics Ofstaple Fbr	2 163	7 377	13 001	61 555
5516920000	Other Woven Fabrics Of Artificial Staplefibres,Un/Bleached	3 826	32 667	70 602	625 178
5516930000	Other Woven Fabrics Of Artificial Staplefibres,Dyed	1 427	5 161	4 948	23 082
5516940000	Other Woven Fabrics Of Artificial Staplefibres,Of Yarn Diff Colours	69 054	859 683	556 950	8 047 390
5601210000	Wadding Of Cotton,Length<=5Mm	27 676	458 790	469 777	4 679 368
5601220010	Wadding Of Cotton M-M-F Of Wrappedcigarette Tow,Length<=5Mm	27 240	305 792	250 259	2 861 365
5601220090	Wadding Of Cotton M-M-F Of Oth Wrappedcigarette Tow,Length<=5M	28 917	198 993	423 521	2 059 196
5601290000	Wrapped Of Other Than Cotton Man-Madefibres	13 033	80 731	18 109	122 594
5601301000	Polyamide Fibre Flock Of Wadding,Length<=5Mm	3 684	40 605	44 158	224 058
5601309000	Textile Flock & Dust Mill Neps Oth Thanpolyamide Fibre Flock;Length-	7 230	80 621	82 742	510 680
5602100000	Needleloom Felt & Stitch-Bonded Fibrecovered/ Laminated.	80 542	313 965	276 632	1 184 819
5602210000	Oth Felt Of Wool/ Fine Animal Hair,Notimpregnated,Coated,Covered	4 219	32 438	56 786	453 115
5602290000	Oth Felt Of Oth Textile Materials,Notimpregnated,Coated,Covered	1 445 669	2 326 812	1 433 350	2 710 417
5602900000	Felt, Oth Thn Needleloom&Oth Felt Notimpregnated, Coated, Covere	67 835	520 508	896 349	6 336 986
5603110000	Non Woven Of Man-Made Filament, Notimprgnatd,Cvred/Lminatec	1 889 300	9 848 559	5 769 164	33 025 095
5603120000	Non Woven Of M-M-F, Not Imprgnated,Cvred/Lminated; 25G/ M<W	958 148	7 965 627	3 471 262	26 001 983
5603130000	Non Woven Of M-M-F, Not Imprgnated,Cvred/Lminated; 70G/ M<W	393 182	2 479 835	1 503 643	9 145 095
5603140000	Non Woven Of M-M-F, Not Imprgnated,Covered/ Laminated; Weight>	1 302 341	7 647 248	4 535 390	26 897 807
5603910000	Non Woven Of Oth M-M-F, Weight=<25G/ M2	325 497	1 838 322	2 039 995	8 221 717
5603920000	Non Woven Of Oth M-M-F,25G/ M2<Weighting=<70G/ M2	457 740	2 926 985	2 152 678	14 929 174
5603930000	Non Woven Of Oth M-M-F,70G/ M2< Weighting=<150G/ M2	64 504	405 428	448 776	3 143 653
5603940000	Non Woven Of Oth M-M-F,Weight=<150G/ M2	674 922	4 580 667	2 477 929	18 903 579

I.3. IMPOR MENURUT KOMODITI / IMPORT BY HS COMMODITY

\*\*\* JUNI/ JUNE 2014 \*\*\*

HS	Uraian Komoditi Commodity Description	Berat Bersih / Net Weight (Kg)		Nilai / Value C.I.F (US\$)	
		Bulan ini Current Month	Kumulatif Cum.Jan. to date	Bulan ini Current Month	Kumulatif Cum.Jan. to date
5604100000	Rubber Thread & Cord, Textile Covered & The Like Head 5404/5405	55 420	357 402	862 906	6 834 230
5604901000	Imitation Catgut,Of Silk Yarn	2 028	10 577	24 831	158 410
5604902000	Rubber Impregnated Textile Thread Yarn	20 594	27 398	125 682	313 802
5604903000	High Tenacity Yarn Of Polyester,Of Nylon/Oth Polyamides/Of Viscose	24 750	438 060	131 840	1 662 330
5604909000	Oth Thn Rubber Thread&Cord, Textilecovered& The Like Head 5404/ 54	32 009	197 765	409 689	2 829 253
5605000000	Metallised Yarn,Whether/ Not Gimped,Being Textl Yarn/ Strip Like Hea	10 412	55 798	115 076	485 236
5606000000	Gimped Yarn,& Strip& Like Of Head 5404/ 5405,Gimped,Chenille Yarn,l	197 336	1 000 583	571 078	2 393 833
5607210000	Binder/ Baler Twine Of Ssal/ Oth Textilefbrs Of Genus Agave	422	41 703	2 900	171 069
5607290000	Oth Binder/ Baler Twine Of Ssal/ Othtextile Fbrs Of Genus Agave	69 150	392 104	415 088	2 348 720
5607410000	Binder/ Baler Twine Of Polyethylene/ Polypropylene	29 462	36 045	38 463	67 538
5607490000	Oth Binder/ Baler Twine Of Polyethylene/ Polypropylene	1 082 011	6 757 912	1 591 321	9 557 016
5607501000	V-Belt Cord Of Man-Made Fibres Treatedresorcinol Formaldehyde>=1	9 202	68 586	1 558 349	2 526 976
5607509000	Oth V-Belt Cord Of M-M-Fibrs Treatedresorcinol Formaldehyde>=100	146 268	813 857	730 597	4 111 780
5607901000	Twine,Cordage,Ropes& Cables Of Artificialfibres	11 453	115 820	135 012	507 167
5607902000	Twine,Cordage,Ropes& Cables Of Abaca/ Othhard Fibres	5	34	31	230
5607903000	Twine,Cordage,Ropes& Cables Of Jute/ Othtextile Bast Fibr Head 5303	46 500	115 620	34 903	85 225
5607909000	Oth Twine,Cordage,Ropes& Cables	85 009	494 071	467 125	3 791 233
5608110000	Made Up Fishing Net Of Man-Made Textilematerials	393 807	2 379 661	590 349	3 211 181
5608192000	Net Bags Of Man-Made Textile Material	15 495	134 272	70 790	655 790
5608199000	Oth Net Bags Of Man-Made Textilematerials	91 081	514 772	211 737	1 218 199
5608901000	Net Bags Of Oth Man-Made Textilematerials	781	15 440	1 002	114 062
5608909000	Oth Net Bags Of Oth Man-Made Textilematerials	94 125	459 178	330 913	1 161 097
5609000000	Articles Of Yarn,Strip/The Like Of Head5404/ 5405,Twine,Cordage,Rop	230 669	1 048 001	1 615 852	6 588 608
5701101000	Prayer Rugs Of Carpet Of Wool/ Fineanimal Hair	0	4	0	2 569
5701109000	Oth Prayer Rugs Of Carpet Of Wool/ Fineanimal Hair	0	102	0	10 020
5701901900	Oth Prayer Rugs Of Carpet Of Cotton	0	6 109	0	26 780
5701909900	Oth Prayer Rugs Of Carpet Oth Than Wool/ Cotton	4	16	57	4 872
5702200000	Floor Covering Of Coconut Fibres (Coir)Not Tufted/ Flocked	0	61 279	0	111 772
5702310000	Floor Cov Of Pile Constrct Of Wool/ Fineanimal Hair,Not Made Up, No	9 068	13 245	20 167	30 657
5702391000	Floor Cov Of Pile Construct Of Cottonnot Made Up, Not Tufted/ Flocke	9 600	11 280	19 836	68 137
5702399000	Floor Cov Of Pile Construct Of Othtextile Materials, Not Made Up,Not	17	228	95	1 086
5702411000	Prayer Rugs Of Floor Cov Of Pileconstrct,Made Up Of Wool/ Fine Anml	18 020	18 020	29 580	29 580
5702419000	Oth Prayer Rugs Of Floor Cov Of Pileconstrct,Made Up Of Wool/ Fine /	15 539	23 639	48 128	59 121
5702421000	Prayer Rugs Of Floor Cov Of Pileconstrct,Made Up Of Man-Made Text	72 492	521 635	133 717	1 011 136
5702429000	Oth Prayer Rugs Of Floor Cov Of Pileconstrct,Made Up Of Man-Made	106 499	340 933	372 328	984 683
5702491900	Oth Prayer Rugs Of Floor Cov Of Cottonof Pile Constrct,Made Up	23	6 531	681	62 797
5702501000	Oth Floor Cov Of Cotton Not Of Pileconstrct,Not Made Up	0	0	0	0
5702911000	Prayer Rugs Not Of Pile Constrct Made Upof Wool/ Fine Animal Hair	0	28	0	6 352
5702921000	Prayer Rugs Not Of Pile Constrct Made Upof Man-Made Textl MatrIs	52 131	104 875	85 599	169 770
5702929000	Oth Floor Cov Not Prayer Rug Not Of Pileconstrct,Md Up,Of Man-Mac	26 352	199 466	24 867	178 479
5702991900	Oth Floor Cov Not Prayer Rug Not Of Pileconstrct,Md Up,Of Cotton,Oi	27 832	32 479	28 037	58 313
5702992000	Oth Flr Cov.Not Of Pile Cnstrct,Made Upof Jute Fibres,Oth Textile Mat	0	75	0	1 359
5702999000	Oth Flr Cov.Not Of Pile Cnstrct,Made Upoth Thn Ctn&Jute Fibres,Oth	231	231	2 917	2 917
5703101000	Floor Mats Of Wool/ Fine Anml Hairwhthr/ Not Made Up	5	20	2	19
5703109000	Carpet& Oth Txtl Flr Cov.,Tufted, Whthr/ Not Made Up,Of Wool/ Fine A	5 221	5 434	52 802	60 485
5703209000	Carpet& Oth Txtl Flr Cov.,Tufted,Not Prayrug,Not Made Up,Of Nyln/Ot	151 059	783 942	597 714	2 504 147
5703301000	Prayer Rugs Of Cotton, Whthr/Notmade Up,Of Oth Man-Md-Txtl Mtrl	0	25 048	0	56 441
5703309000	Carpet& Oth Txtl Flr Cov.,Tufted,Not Prayrug,Of Ctn Not Made Up,Of t	387 265	1 968 114	1 059 511	5 537 569
5703901900	Carpet& Oth Txtl Flr Cov.,Tufted, Whthr/ Not Made Up,Of Cotton,Oth	0	25 261	0	194 018
5703902900	Carpet& Oth Txtl Flr Cov.,Tufted, Whthr/ Not Made Up,Of Jute Fbrs,Ot	18	25	8	1 107
5703909100	Floor Mats, Whthr/ Not Made Up,Not Ctn&Jute Fbr,Oth Txtl Mtrl	58 712	297 765	420 568	2 239 637
5703909900	Carpet& Oth Txtl Flr Cov.,Tufted, Whthr/Nt Md Up,Not Ctn&Jute Fbr,	2 726	14 000	19 361	165 923
5704100000	Textile Tiles, Having A Surface <=0,3M,Felt,No Tufted/ Flocked,Made L	1 119	3 028	3 872	10 272
5704900000	Oth Textile Tiles, Having A Surface <=0,3M,Felt,No Tufted/ Flocked,Ma	260 626	2 187 619	341 221	2 842 956
5705001900	Oth Carpet& Oth Txtl Flr Cov,Oth Prayrug Of Cotton,Whthr/ Not Made	0	2 771	0	24 657
5705002900	Oth Carpet& Oth Txtl Flr Cov,Oth Non Wovnfloor Covrng Of Jute Fbrs,)	33	422	182	1 671
5705009100	Prayer Rugs Of Oth Thn Cotton&Jutefibres,Whthr/ Not Made Up	60 299	112 653	82 176	146 954
5705009200	Non Woven Floor Covering Of Oth Cotton&Jute Fibres,Whthr/ Not Ma	5 539	33 277	49 593	344 127
5705009900	Oth Carpet& Oth Txtl Flr Cov,Oth Pray Rugof Oth Cotton&Jute Fibres,V	95 503	342 421	160 531	560 750
5801101000	Woven Pile&Chenille Fabrics Of Wool/ Fine Anml Hair, Impregntd,Coa	0	5 171	0	65 261
5801109000	Woven Pile&Chenille Fabrics Of Wool/ Fine Anml Hair,Not Impregntd	5 923	36 294	73 703	314 535
5801211000	Uncut Weft Pile Fbrcs Of Cotton,Imprgntd,Coatd,Coverd Oth Thn Of F	0	411	0	5 640
5801219000	Uncut Weft Pile Fbrcs Of Cotton,Notimprgntd,Coverd Oth Thn Of Hea	2 358	22 591	28 773	246 307
5801221000	Cut Corduroy Of Cotton,Imprgntd,Coatd,Coverd Oth Than Of Head 58	15	44 338	40	324 783
5801229000	Cut Corduroy Of Cotton,Not Imprgntd,Coatd,Coverd Oth Than Of Hea	133 937	242 426	5 591 129	6 661 571
5801239000	Oth Weft Pile Fbrcs Of Cotton,Notimprgntd,Coverd Oth Thn Of Head t	0	178	0	764
5801269000	Chenille Fabrics Of Cotton,Not Imprgntd,Coatd,Coverd Oth Than Of H	383	399	7 499	7 550
5801271000	Warp Pile Fabrics Of Cotton,Imprgntd,Coatd,Coverd Oth Than Of Hea	710	710	18 739	18 739

I.3. IMPOR MENURUT KOMODITI / IMPORT BY HS COMMODITY

\*\*\* JUNI/ JUNE 2014 \*\*\*

H S	Uraian Komoditi Commodity Description	Berat Bersih / Net Weight (Kg)		Nilai / Value C.I.F (US\$)	
		Bulan ini Current Month	Kumulatif Cum.Jan. to date	Bulan ini Current Month	Kumulatif Cum.Jan. to date
5801279000	Warp Pile Fbrcs Of Cotton,Not Imprgntd,Coatd,Coverd Oth Than Of H	1 177	17 210	42 115	377 021
5801321000	Cut Corduroy Of Man-Made Fibres ,Imprgntd,Oth Thn Of Head 5802/!	30 568	166 117	417 605	2 253 832
5801329000	Cut Corduroy Of Man-Made Fibres ,Notimprgntd,Oth Thn Of Head 58	0	977	0	3 269
5801339000	Oth Weft Pile Fabrics Of Man-Made Fbrs,Not Imprgntd,Oth Thn Of He	0	357	0	4 839
5801361000	Chenille Fabrics Of Man-Made Fribres,Imprgntd,Oth Thn Of Head 580	0	33 461	0	111 936
5801369000	Chenille Fabrics Of Man-Made Fribres,Not Imprgntd,Oth Thn Of Head	117	18 131	1 542	77 889
5801371000	Warp Pile Fbrcs Of Man-Made Fribres,Imprgntd,Oth Thn Of Head 580	0	3 763	0	67 663
5801379000	Warp Pile Fbrcs Of Man-Made Fribres,Not Imprgntd,Oth Thn Of Head	565	38 141	13 929	488 474
5801901900	Othr Carpet & Text Floor Covrng Of Silk,Not Imprgntd,Oth Thn Of Hea	0	251	0	12 455
5801909900	Othr Carpet & Text Floor Covrng Of Othtxtl Mtrl, Not Imprgntd,Oth O	261	17 139	3 029	183 149
5802110000	Unbleached Terry Towelling&Wovenfabrcs Of Cotton Oth Thn Head C	28 021	266 677	327 001	3 287 517
5802190000	Bleached Terry Towelling&Wovenfabrcs Of Cotton Oth Thn Head Of 5	28	10 701	215	63 846
5802200000	Terry Towelling&Woven Fabrcs Of Othtextile Material Oth Than Hea	381	526	2 976	5 509
5802301000	Tufted Textile Fabrics,Impregnated,Coated/ Covered Oth Thn Of Head	19 994	83 654	92 818	410 114
5802302000	Tufted Textile Fabrics,Woven Of Cotton/ Of Man Made Fbrs Oth Thn F	0	76 365	0	659 723
5803001000	Gauze Of Cotton, Oth Than Narrowfbrcs Of Heading 5806	0	4 173	0	23 435
5803002000	Gauze Of Man-Made Fibres, Oth Thannarrow Fbrcs Of Heading 5806	7	906	95	4 653
5803009900	Gauze Of Other, Oth Than Narrowfbrcs Of Heading 5806	0	982	0	8 544
5804101100	Tulles&Oth Net Fbrics Of Silk,Impregntdcoatd,Coverd Oth Thn Of Hea	25	665	37 747	150 558
5804101900	Tulles&Oth Net Fbrics Of Silk,Notimprgntd,Oth Thn Of Head 6002-60	10 291	103 345	151 832	1 523 579
5804102100	Tulles&Oth Net Fbrcs Of Cotton,Imprgntdcoatd,Coverd Oth Thn Of He	131	893	2 732	23 604
5804102900	Tulles&Oth Net Fbrcs Of Cotton,Notimprgntd,Oth Thn Of Head 6002	5 271	33 158	28 322	430 947
5804109100	Tulles&Oth Net Fbrc Oth Thn Silk/ Cotton,Imprgntd,Oth Thn Of Head	4 944	39 897	111 401	836 419
5804109900	Tulles&Oth Net Fbrc Oth Thn Silk/ Cotton,Not Imprgntd,Oth Of Head 6	31 430	352 094	715 547	3 808 234
5804211000	Mechanically Made Lace Of Man-Made Fbrsimpregntd,Oth Thn Of He	21 368	126 860	505 948	3 478 576
5804219000	Mechanically Made Lace Of Man-Made Fbrsnot Imprgntd,Oth Of Head	74 852	446 215	922 183	5 811 049
5804291000	Mechanically Made Lace Of Oth Txtl Mtrlimprgntd,Oth Thn Of Head	1 978	17 151	22 083	222 055
5804299000	Mechanically Made Lace Of Oth Txtl Mtrlnot Imprgntd,Oth Of Head 6	36 126	246 765	607 766	7 580 211
5804300000	Hand-Made Lace Oth Than Fabric Ofhead 6002 To 6004	8 592	34 925	172 354	881 329
5805001000	Hand-Woven Tapestries Of Cotton, Whetheror Not Made Up	0	7	0	2 271
5805009000	Hand-Woven Tapestries Of Other Thancotton, Whether/Not Made Up	3 485	9 441	46 471	113 897
5806101000	Woven Pile Fabrics Of Silk Other Thangoods Of Head 5807	690	2 993	7 079	34 127
5806102000	Woven Pile Fabrics Of Cotton Other Thangoods Of Head 5807	8 098	28 658	129 833	549 877
5806109000	Woven Pile Fabrics Of Other Than Silk/ Cotton Other Than Goods Of H	26 949	184 459	335 485	2 362 410
5806201000	Sport Tape;Weight>=5% Of Elastomeric yarn/ Thread	26 527	227 551	305 963	2 556 705
5806209000	Other Woven Fabrics;Weight>=5% Ofelstmeric Yarn/ Thread Oth Thn	79 146	625 628	1 514 218	11 054 335
5806311000	Narrow Woven Fabrics Of Cotton For Typewriter Inked Ribbon	1 172	9 089	38 638	180 680
5806312000	Backing Of Cotton For Electricalinsulating Paper	226	2 527	4 987	71 961
5806319010	Slide Fastener Ribbons Of Cotton; Width<=12 Mm	2 325	17 981	56 360	522 945
5806319020	Webbings Of Cotton Used In Coveringpipes,Poles And The Like	7 480	26 921	62 999	285 189
5806319090	Other Woven Fabrics Of Cotton Otherthan Goods Of Head 5807	9 429	56 018	147 419	1 059 536
5806321000	Narrow Woven Fabrics Of Man-Made Fibresfor Typewriter Inked Ribb	75 325	760 809	535 207	4 402 242
5806324000	Backing Of Man-Made Fibres Forelectrical Insulating Paper	1 075	26 348	10 168	81 894
5806329010	Slide Fastener Ribbons Of Man-Madefibres; Width <=12 Mm	6 336	41 805	153 140	978 080
5806329020	Webbings Of Man-Made Fibres Used Incovering Pipes, Poles And The	42	1 814	527	34 499
5806329090	Other Woven Fabrics Of Man-Made Fibresoth Than Goods Of Head 58	212 708	864 047	1 616 698	7 599 127
5806391000	Other Woven Fabrics Of Silk Oth Thangoods Of Head 5807	2 324	15 995	32 396	176 291
5806399100	Backing Of Oth Textile Material Forelectrical Insulating Paper	1 936	33 291	34 761	408 980
5806399910	Woven Fabrics Of Other Textile Materialused In Covering Piping, Pole:	250	17 208	3 024	184 395
5806399920	Narrow Woven Fabrics Of Other Textilematerials For Typewriter Ribb	316	489	7 828	12 623
5806399930	Narrow Fabrics Of Other Textile Materialfor Slide Fastener, Width <=	0	2 555	0	42 515
5806399990	Other Woven Fabrics Of Other Textilematerial	40 064	212 615	543 862	2 731 603
5806400000	Fabrics Consisting Of Warp Without Weftassembled By An Adhesive (l	3 013	16 335	53 778	276 755
5807100000	Woven Labels, Badges, And Similar Articles, Not Embroidered	365 483	2 339 714	6 345 180	44 790 709
5807900010	Non Woven Labels, Badges, And Similar Articles, Not Embroidered	9 354	91 689	164 848	1 449 740
5807900090	Labels, Badges, And Similar Articles Ofoth Textile Materials, Not Embr	64 185	495 858	1 160 852	7 966 342
5808101000	Braid Combined With Rubber Threads, Notembroidery, Not Knitted/C	1 475	5 157	28 019	76 717
5808109000	Braid Not Combined With Rubber Threads,Not Embroidery, Not Knitt	2 725	15 497	76 655	399 123
5808901000	Ornamental Trimmings Combined Withrubber Threads,Not Embroide	328 131	1 443 072	406 168	2 123 777
5808909000	Ornamental Trimmings Not Comb. Withrubber Threads,Not Embroide	65 777	330 994	252 702	1 264 280
5809000000	Woven Fabrics Of Metal Thread & Wovenfabrics Of Metallised Yarn O	63	204	2 445	3 488
5810100000	Embroidery Without Visible Ground,Inpiece, In Strip, In Motifs	5 061	68 752	101 665	465 048
5810910000	Embroidery Of Cotton With Visible Ground,In Piece, In Strip, In Motifs	62 862	590 486	860 678	7 244 163
5810920000	Embroidery Of Man-Made Fibres Withvisible Ground,In Piece,In Strip,	288	71 165	26 916	404 123
5810990000	Embroidery Of Other Textile Materialswith Visible Ground,In Piece, In	51 192	401 742	787 752	5 573 436
5811001000	Quilted Textile Products In The Piece,Ofwool/ Fine/ Coarse Anml Hair	13 255	50 683	158 738	768 931
5811009000	Quilted Textile Products In The Piece,Oth Thn Of Wool/ Fine/ Coarse A	45 336	310 047	562 024	3 140 046
5901100000	Textile Fabrics Coated W Gum/ Amylaceused For Covers Books And	8 959	21 681	182 926	413 087

**I.3. IMPOR MENURUT KOMODITI / IMPORT BY HS COMMODITY**  
**\*\*\* JUNI/ JUNE 2014 \*\*\***

HS	Uraian Komoditi Commodity Description	Berat Bersih / Net Weight (Kg)		Nilai / Value C.I.F (US\$)	
		Bulan ini Current Month	Kumulatif Cum.Jan. to date	Bulan ini Current Month	Kumulatif Cum.Jan. to date
5901902000	Prepared Painting Canvas	0	10 286	0	60 939
5901909000	Buckram And Similar Stiffened Textilefabrics For Hat Foundations	31 250	164 322	202 149	999 769
5902101100	Chafer Fabrics,Rubberised Of Nylon-6 Yar	28 868	189 140	245 142	1 595 948
5902101900	Chafer Fabrics,Rubberised Of Nylonnot Nylon-6 Yarn	56 841	289 238	319 655	1 651 443
5902109100	Tyre Cord Fabrics Of Nylon Or Otherpolyamides Of Nylon-6 Yarn	901 259	6 827 506	3 795 163	29 434 833
5902109900	Tyre Cord Fabrics Of Nylon Or Otherpolyamides Of Not Nylon-6 Yarn	839 325	3 548 685	3 967 227	17 399 670
5902202000	Chafer Fabrics,Rubberised Of Polyester	109 762	979 924	467 311	3 992 141
5902209100	Tyre Cord Fbrics Of Polyester,Containingcotton	50 974	561 961	171 636	1 867 307
5902209900	Tyre Cord Fbrics Of Polyester, Notcontaining Cotton	635 085	3 173 188	2 990 784	13 301 560
5902909000	Other Cord Fabrics Of High Tenacity Yarnof Viscose Rayon	8 430	55 172	129 746	660 056
5903100000	Textile Fbrcs Impregnated,Coated,Coveredwith Polyvinyl Chloride, No	4 580 477	24 636 953	5 419 484	31 552 284
5903200000	Textile Fbrcs Impregnated,Coated,Coveredwith Polyurethane, Not 591	2 421 390	13 203 765	16 136 348	94 946 907
5903900010	Canvas Type Fabrics Impregnated,Coated,Covered With Nylon,Polyan	157 485	1 231 952	1 396 097	10 840 815
5903900090	Other Textile Fabrics Impregnated,Coated,Covered With Plastics, Not	507 687	2 906 930	4 681 419	30 768 461
5904100000	Linoleum	0	11 077	0	71 048
5904900000	Floor Coverings Consist Of A Coating Orcovering On A Textile Backing	1 854	8 841	22 573	94 680
5905001000	Textile Wall Coverings Of Wol/ Fine/ Coarse Animal Hair	0	22	0	3 176
5905009000	Textile Wall Coverings Oth Thn Of Wol/ Fine/ Coarseanimal Hair	148	4 299	4 074	70 778
5906100000	Adhesive Tape Of A Width <= 20Cm, Otherthan Of Heading 5902	70 199	297 209	887 738	3 776 856
5906910000	Other Rubberised Textile Fabrics,Knitted/ Crocheted, Not Heading 59C	83 570	382 072	528 277	2 696 844
5906991000	Rubberised Sheetting For Hospital Use,Notknitted/ Crocheted, Not Hea	0	0	0	0
5906999000	Other Rubberised Textile Fabrics, Notknitted/ Crocheted, Not Heading	41 377	280 191	368 153	1 815 482
5907001000	Fabrics Impregnated,Coated,Covered Withoil Of Oil-Based Preparatio	1 936	16 330	15 760	138 037
5907003000	Textile Fbrcs Impregnated,Coated,Coveredwith Fire Resistant Chemic	0	7 621	0	124 005
5907004000	Fabrics Impregnated,Coated,Covered Withflock Velvet/ Flock Textile	28 343	255 924	85 064	873 425
5907005000	Fabrics Impregnated,Coated,Covered Withwax, Tar, Bitumen Or Smil.	0	438	0	1 422
5907006000	Fabrics Impregnated,Coated,Covered Withother Substances	0	4 138	0	52 220
5907009000	Painted Canvas Being Theatrical Scenery,Studio Back-Cloths Or The Like	1 549	17 043	97 084	432 701
5908001000	Wicks; Incandescent Gas Mantles	198	15 007	6 007	23 378
5908009000	Tubular Knitted Gas Mantle Fabricstherefor	4 356	5 934	13 203	19 371
5909001000	Fire Hoses	36 450	113 831	199 371	542 596
5909009000	Textile Hosepipng & Similar Textiletubing Other Than Fire Hoses	4 569	43 977	37 324	2 354 446
5910000000	Transmission Or Conveyors Belts Orbelting, Of Textile Material	57 413	399 481	736 285	4 901 716
5911100000	Textile Fabrics, Felt & Felt-Lined Woven For Card Clothing Or Technica	363 883	2 536 230	4 162 387	31 333 117
5911200000	Bolting Cloth	3 787	20 082	43 958	181 717
5911310000	Textile Fabrics & Felts Used In Paper-Making Machines; Weighing < 6t	6 803	188 483	1 345 544	6 753 068
5911320000	Textile Fabrics & Felts Used In Paper-Making Machines; Weighing >= 6t	69 762	393 811	3 848 259	21 356 958
5911400000	Straining Cloth Of A Kind Used In Oil Or The Like Including That Of Hur	16 071	59 683	198 007	921 377
5911901000	Gaskets And Seals	3 951	18 629	43 078	251 257
5911909000	Other Textile Products And Articles Fortechnical Uses	318 267	1 571 579	1 509 521	9 069 762
6001100010	Long Pile Fabrics, Unbleached, Notmercerised, Knitted/ Crocheted	0	508	0	12 576
6001100090	Long Pile Fabrics, Bleached, Mercerised,Knitted/ Crocheted	78 554	459 551	500 052	2 725 385
6001210000	Looped Pile Fabrics Of Cotton, Knitted/ Crocheted	33 653	371 392	363 583	3 861 512
6001220000	Looped Pile Fabric Of Man Made Fibres,Knitted/ Crocheted	56 096	234 602	516 228	2 394 037
6001290000	Looped Pile Fabric Of Oth Textile Materiknitted/ Crocheted	49 242	236 380	316 001	1 795 383
6001910000	Other Pile Fabrics, Of Cotton, Knitted/ Crocheted	4 839	65 958	93 728	714 392
6001922000	Pile Fabrics Of 100% Polyester Staplefibres, 63,5Mm_Width_76,2Mm	223 803	1 582 169	1 903 395	14 251 093
6001923010	Other Pile Fabrics, Of Man Made Fibres,Cont Elastomeric/ Rubber Yarr	0	3 327	0	64 234
6001923090	Other Pile Fabrics, Of Man Made Fibres,Cont Elastomeric/ Rubber Yarr	197 063	817 680	2 332 912	11 990 942
6001929010	Other Pile Fabrics, Of Man Made Fibres,Not Cont Elstmric/ Rubber Yar	1 562	5 158	20 070	73 969
6001929090	Other Pile Fabrics, Of Man Made Fibres,Not Cont Elstmric/ Rubber Yar	398 699	1 684 257	2 896 830	12 043 872
6001991100	Oth Pile Fbrcs Of Oth Txtl Mtrial Contelstmric/ Rubber Yarn,Unbleach,	0	797	0	9 809
6001991900	Oth Pile Fbrcs Of Oth Txtl Mtrial Not Coelstmric/ Rubber Yarn,Unbleac	316	4 873	2 015	30 493
6001999100	Oth Pile Fbrcs Of Oth Txtl Mtrial Contelstmric/ Rubber Yarn,Bleachd,M	0	911	0	6 585
6001999900	Oth Pile Fbrcs Of Oth Txtl Mtrial Not Coelstmric/ Rubber Yarn,Bleachd	33 301	147 891	597 180	2 585 653
6002400000	Knitted/ Crocheted Fabrics;Elastomeric>5%, Width<30Cm, Not Rubbe	352 100	1 810 593	3 024 131	17 526 735
6002900000	Knitted/ Crocheted Fabrics;Elastomeric>5%, Width<30Cm, Rubber Thr	1 389 555	9 282 478	12 807 446	86 780 973
6003100000	Knitted/ Crocheted Fabrics Of Wool/ Fineanimal Hair, Width<30Cm, Nc	7 688	26 728	135 074	490 846
6003200000	Knitted/ Crocheted Fabrics Of Cotton,Width<30Cm, Not 6001/6002	378 582	2 511 170	2 598 027	18 637 080
6003300000	Knitted/ Crocheted Fabrics Of Syntheticfibres, Width<30Cm, Not 6001	18 930	192 900	207 968	2 378 818
6003400000	Knitted/ Crocheted Fabrics Of Artificialfibres, Width<30Cm, Not 6001/	1 993	4 359	19 415	70 325
6003900000	Knitted/ Crocheted Fabrics Of Oth Textilematerials, Width<30Cm, Not	106 406	202 327	232 249	1 018 761
6004101000	Knitted/ Croch. Fabrics;5%<Elastomeric_200%,Width>30Cm,Not Rubb	1 003 761	6 182 870	7 889 438	49 624 871
6004109000	Knitted/ Croch. Fabrics;Elastomeric>20%,Width>30Cm,Not Rubber Th	4 713 320	17 536 560	12 176 194	67 105 459
6004900000	Knitted/ Croch. Fabrics;Elastomeric>20%,Width>30Cm,Rubber Thread	114 377	1 082 371	1 572 432	12 871 803
6005210000	Warp Knit Fabrics Of Cotton Othe Than Of Heading 6001-6004	87 599	344 496	789 115	3 270 476
6005220000	Dyed Warp Knit Fabrics Of Cotton Othethan Of Heading 6001-6004	68 127	576 847	716 522	5 988 606
6005230000	Warp Knit Fabrics Of Cotton Yarn Of Diffcolor Oth Than Of Heading 6C	56 150	389 533	434 113	3 446 290

I.3. IMPOR MENURUT KOMODITI / IMPORT BY HS COMMODITY

\*\*\* JUNI / JUNE 2014 \*\*\*

HS	Uraian Komoditi Commodity Description	Berat Bersih / Net Weight (Kg)		Nilai / Value C.I.F (US\$)	
		Bulan ini Current Month	Kumulatif Cum.Jan. to date	Bulan ini Current Month	Kumulatif Cum.Jan. to date
6005240000	Printed Warp Knit Fabrics Of Cotton Oththan Of Heading 6001-6004	0	17 004	0	125 901
6005311000	Wrp Knit Fbrc,Of Synthtc,Bleach/No, Swimwear,Of Polyester&Polybut	3 905	152 138	61 418	1 785 194
6005319000	Wrp Knit Fbrc,Of Synthtc,Bleach/No, Oththn Swimwr,Of Polyst&Polyl	282 983	1 541 245	1 833 855	11 640 459
6005321000	Warp Knit Fbrc,Of Synthtc,Dyed, Swimwr,Of Polyester&Polybutylen	32 201	170 670	375 780	1 972 281
6005329000	Warp Knit Fbrc,Of Synthtc,Dyed, Oth Thn Swimwr,Of Polyst&Polybu	316 652	1 776 328	2 740 742	15 363 616
6005331000	Wrp Knit Fbrc,Of Synthtc,Yarn Diff Clrs, Swimwr,Of Polyester&Polybu	1 445	62 436	15 766	472 706
6005339000	Wrp Knit Fbrc,Of Synthtc,Yarn Diff Clrs, Oth Thn Swimwr,Of Polyst&F	11	7 467	110	110 253
6005341000	Warp Knit Fbrc,Of Synthtc,Printed, Swimwr,Of Polyester&Polybutyl	943	4 157	18 807	57 462
6005349000	Warp Knit Fbrc,Of Synthtc,Printed, Oththn Swimwr,Of Polyst&Polyb	59 326	384 853	1 196 490	5 606 707
6005410000	Warp Knit Fabrics Of Artificial Fibres Ofthan Of Heading 6001-6004	0	199	0	2 705
6005420000	Dyed Warp Knit Fabrics Of Artifcl Fibroth Than Of Heading 6001-6004	17 955	82 270	250 550	955 285
6005430000	Warp Knit Fbrc Of Artfcl Fbrs Yarn Ofdiff Cls,Oth Than Of Heading 600	1 527	11 258	17 996	138 099
6005440000	Printed Warp Knit Fabrics Of Artificialoath Than Of Heading 6001-6004	1 170	9 239	7 277	67 445
6005901000	Oth Warp Knit Fabrics Of Wool/ Fine Anmlhair Oth Thn Of Heading 60	506	4 754	3 069	51 697
6005909000	Oth Warp Knit Fabrics Oth Thn Of Wool/ Fine Anml Oth Thn Heading 6	58 770	366 588	594 897	3 816 014
6006100000	Other Knitted/ Crocheted Fabrics Ofwool/ Fine Animal Hair	3 454	39 635	36 755	387 423
6006210000	Other Knitted/ Crocheted Fabrics Ofcotton,Bleached/ No Bleached	99 122	396 773	822 838	3 078 646
6006220000	Other Knitted/ Crocheted Fabrics Ofcotton,Dyed	3 776 162	23 269 784	31 580 891	197 080 104
6006230000	Oth Knit/ Crochtd Fbrcs Of Cotton Ofyarn Of Dif Color	6 309	329 719	54 732	2 993 185
6006240000	Other Knitted/ Crocheted Fabrics Ofcotton,Printed	39 303	388 597	341 032	3 343 142
6006311000	Oth Knit/ Crochtd Fbrcs Of Nylon Fibrmesh ,Bleached/ No Bleached	19 006	75 631	164 809	739 273
6006312000	Oth Knit/ Crochtdfbrcs Of Synthtc Fibr,Elastis, Bleached/ No Bleached	12 856	127 963	138 721	1 276 797
6006319000	Oth Knit/ Crochtdfbrcs Of Synthtc Fibr,Oth Than Nylon&Elastis,Bleach/	188 611	1 265 488	1 678 041	13 096 324
6006321000	Oth Knit/ Crochtd Fbrcs Of Nylon Fibrmesh,Dyed	115 455	468 337	1 133 853	4 932 290
6006322000	Oth Knit/ Crochtd Fbrcs Of Synthtc Fibr,Elastis,Dyed	9 996	88 767	167 490	1 109 338
6006329000	Oth Knit/ Crochtd Fbrcs Of Synthtc Fibr,Than Nylon&Elastis,Dyed	598 171	4 546 712	5 840 033	41 723 765
6006331000	Oth Knit/ Crochtd Fbrcs Of Synthtc Fibr,Of Yarn Of Diff Colors,Elastis	409	4 469	8 645	92 531
6006339000	Oth Knit/ Crochtd Fbrcs Of Synthtc Fibr,Of Yarn Of Diff Colors,Not Elas	19 215	64 504	571 398	964 059
6006341000	Oth Knit/ Crochtd Fbrcs Of Synthtc Fibr,Printed,Elastis	1 953	40 225	19 191	366 626
6006349000	Oth Knit/ Crochtd Fbrcs Of Synthtc Fibr,Printed,Not Elastis	37 691	147 085	446 536	2 167 783
6006419000	Oth Knit/ Crochtd Fbrcs Of Artificialfibr, Not Elastis,Bleached/ No Bleac	1 485	24 571	19 968	241 495
6006421000	Oth Knit/ Crochtd Fbrcs Of Artificialfibr, Elastis,Dyed	29 170	184 185	261 116	1 937 614
6006429000	Oth Knit/ Crochtd Fbrcs Of Artificialfibr, Not Elastis,Dyed	93 511	602 462	672 231	4 618 711
6006439000	Oth Knit/ Crochtd Fbrcs Of Artificialfibr Of Yarn Of Diff Colors,Not Elast	1	22 184	33	240 706
6006441000	Oth Knit/ Crochtd Fbrcs Of Artificialfibr, Printed,Elastis	102	277	1 832	5 866
6006449000	Oth Knit/ Crochtd Fbrcs Of Artificialfibr, Printed,Not Elastis	0	2 213	0	28 216
6006900000	Other Knitted/ Crocheted Fabrics Ofother Material	465 909	3 423 557	4 021 667	28 294 625
6101200000	Men'S/ Boy'S Ovr Coats,Car Coat,Capes,Knittd/ Crochtd Of Cotton	1 144	12 298	48 838	338 103
6101300000	Men'S/ Boy'S Ovr Coats,Car Coat,Capes,Knittd/ Crochtd Of Man-Made	980	11 989	46 747	553 726
6101900000	Men'S/ Boy'S Ovr Coats,Car Coat,Capes,Knittd/ Crochtd Of Oth Textile	84	3 187	820	73 573
6102100000	Women'S/ Girl'S Ovr Coats,Car Coat,Capes,Knittd/ Crochtd Of Wool/ Fir	8	37	2 083	4 428
6102200000	Women'S/ Girl'S Ovr Coats,Car Coat,Capes,Knittd/ Crochtd Of Cotton	393	9 290	14 146	190 953
6102300000	Women'S/ Girl'S Ovr Coats,Car Coat,Capes,Knittd/ Crochtd Of Man-Ma	447	4 030	19 948	176 212
6102900000	Women'S/ Girl'S Ovr Coats,Car Coat,Capes,Knittd/ Crochtd Of Oth Text	150	453	1 333	11 437
6103100000	Men'S/ Boy'S Suits Knitted/ Crocheted	23 443	131 004	28 139	238 767
6103220000	Men'S/ Boy'S Ensembles Of Cotton,Knitted/ Crocheted	2 382	9 838	2 659	23 284
6103230000	Men'S/ Boy'S Ensembles Of Synthtc Fibr,Knitted/ Crocheted	0	1	0	3
6103290000	Men'S/ Boy'S Ensembles Of Oth Textilematerial, Knitted/ Crocheted	47	779	437	12 057
6103310000	Men'S/ Boy'S Jackets& Blazers Of Wool/ Fine Animal Hair, Knitted/ Croc	0	93	0	2 024
6103320000	Men'S/ Boy'S Jackets& Blazers Of Cotton,Knitted/ Crocheted	568	15 242	22 406	145 702
6103330000	Men'S/ Boy'S Jackets& Blazers Of Synthtcfibres, Knitted/ Crocheted	469	27 838	21 877	181 048
6103390010	Men'S/ Boy'S Jackets& Blazers Of Rami,Linen Or Silk, Knitted/ Crochete	19	6 693	1 120	158 083
6103390090	Men'S/ Boy'S Jackets& Blazers Of Othertextile Materials, Knitted/ Croc	64	13 771	382	231 940
6103410000	Men'S/ Boy'S Trousers, Breeches& Shortsof Wool/ Fine Animal Hair, Kn	166	498	7 456	26 938
6103420000	Men'S/ Boy'S Trousers, Breeches& Shortsof Cotton, Knitted/ Crocheted	4 343	33 472	70 690	629 144
6103430000	Men'S/ Boy'S Trousers, Breeches& Shortsof Synthtc Fibres, Knitted/ Croc	5 940	60 505	210 421	969 792
6103490000	Men'S/ Boy'S Trousers, Breeches& Shortsof Oth Textile Material, Knittc	2 312	3 273	9 595	37 771
6104130000	Women'S/ Girl'S Suits Of Synthtc Fibr,Knitted/ Crocheted	21 439	73 936	31 839	148 297
6104192000	Women'S/ Girl'S Suits Of Cotton,Knitted/ Crocheted	44 070	167 427	56 505	286 358
6104199000	Women'S/ Girl'S Suits Of Oth Textilematerial, Knitted/ Crocheted	84	3 343	163	29 547
6104220000	Women'S/ Girl'S Ensembles Of Cotton,Knitted/ Crocheted	5 696	6 760	6 367	18 324
6104230000	Women'S/ Girl'S Ensembles Of Synthtcfibres,Knitted/ Crocheted	515	3 688	1 474	8 290
6104290000	Women'S/ Girl'S Ensembles, Of Othertextile Materials,Knitted/ Croche	0	123	0	1 420
6104310000	Women'S/ Girl'S Jackets& Blazers Of Wool/ Fine Animal Hair, Knitted/ C	7	28	4 993	6 403
6104320000	Women'S/ Girl'S Jackets& Blazers Ofcotton, Knitted/ Crocheted	35 007	89 578	54 565	205 858
6104330000	Women'S/ Girl'S Jackets& Blazers Ofsynthetic Fibres, Knitted/ Crochete	39 536	121 173	75 315	326 331
6104390000	Women'S/ Girl'S Jackets& Blazers Of Othertextile Materials, Knitted/ Croc	150	1 127	5 109	60 885
6104410000	Women'S/ Girl'S Dresses Of Wool/ Fineanimal Hair, Knitted/ Crocheted	79	96	14 010	26 762

I.3. IMPOR MENURUT KOMODITI / IMPORT BY HS COMMODITY

\*\*\* JUNI/ JUNE 2014 \*\*\*

HS	Uraian Komoditi Commodity Description	Berat Bersih / Net Weight (Kg)		Nilai / Value C.I.F (US\$)	
		Bulan ini Current Month	Kumulatif Cum.Jan. to date	Bulan ini Current Month	Kumulatif Cum.Jan. to date
6104420000	Women'S/Girl'SDressed Of Cotton,Knitted/Crocheted	159 007	407 303	400 243	1 810 818
6104430000	Women'S/Girl'SDressed Of Syntheticfibres, Knitted/Crocheted	183 201	973 317	546 862	3 397 819
6104440000	Women'S/Girl'SDressed Of Artificialfibres, Knitted/Crocheted	3 451	21 664	218 059	1 155 416
6104490000	Women'S/Girl'S Dresses Of Othertextile Materials, Knitted/Crochete	484	1 087	23 729	57 193
6104520000	Women'S/Girl'SSkirts&Divided Skirtsof Cotton, Knitted/Crocheted	8 266	34 205	66 985	383 846
6104530000	Women'S/Girl'SSkirts&Divided Skirtsof Synthetic Fibres, Knitted/Croc	35 628	98 524	148 208	937 186
6104590000	Women'S/Girl'SSkirts&Divided Skirtsof Oth Textile Material, Knitted/C	1 528	7 125	48 735	301 640
6104610000	Women'S/Girl'STrousers, Breeches&Shorts Of Fine Animal Hair,Knittc	0	95	0	6 929
6104620000	Women'S/Girl'STrousers, Breeches&Shorts Of Cotton, Knitted/Croche	91 314	398 411	462 419	2 144 291
6104630000	Women'S/Girl'STrousers, Breeches&Shorts Of Synthtc Fibres, Knitted/C	331 089	1 187 463	592 837	3 213 800
6104690000	Women'S/Girl'STrousers, Breeches&Shorts Of Oth Textile Mtrial,Knit	1 916	14 860	96 526	391 035
6105100000	Men'S/Boy'SShirts Of Cotton, Knitted/Crocheted	87 262	311 646	880 176	6 119 099
6105200010	Men'S/Boy'SShirts Of Synthetic Man-Made Fibres, Knitted/Crochete	6 222	40 759	208 877	1 384 707
6105200090	Men'S/Boy'SShirts Of Artificial Man-Made Fibres, Knitted/Crocheted	4	126	190	3 738
6105900000	Men'S/Boy'SShirts Of Other Textilematerials Fibres, Knitted/Crochete	14 784	23 091	84 299	173 399
6106100000	Women'S/Girl'SBlous,Shirt&Shirt Blousof Cotton, Knitted/Crocheted	263 094	979 428	969 195	3 367 089
6106200000	Women'S/Girl'SBlous,Shirt&Shirt Blousof Man-Made Fibres, Knitted/C	296 885	1 343 676	658 055	4 010 238
6106900000	Women'S/Girl'SBlous,Shirt&Shirt Blousof Oth Textile Material, Knitted	30 500	162 469	107 875	830 018
6107110000	Men'S/Boy'S Underpants & Briefs Ofcotton, Knitted/Crocheted	18 192	87 189	433 047	1 464 332
6107120000	Men'S/Boy'S Underpants & Briefs Ofman-Made Fibres, Knitted/Croch	9 935	60 813	89 230	428 453
6107190000	Men'S/Boy'S Underpants & Briefs Ofoth Textile Material, Knitted/Cro	964	7 619	30 807	53 906
6107210000	Men'S/Boy'S Nightshirts & Pyjamas Ofcotton, Knitted/Crocheted	12 933	47 041	33 580	208 745
6107220000	Men'S/Boy'S Nightshirts & Pyjamas Ofman-Made Fibres, Knitted/Croc	0	4 845	0	6 108
6107290000	Men'S/Boy'S Nightshirts & Pyjamas Ofoth Textile Material, Knitted/Cr	21	28	9 664	9 726
6107910000	Men'S/Boy'S Bathrobes, Dressing Gowns Of Cotton, Knitted/Crochete	45	106	934	1 498
6107990000	Men'S/Boy'S Bathrobes, Dressing Gowns Of Oth Textile Materials, Kni	1 225	14 208	5 495	93 093
6108110000	Women'S/Girl'SSlips & Petticoats Ofman-Made Fibres, Knitted/Croche	108	553	6 642	37 767
6108193000	Women'S/Girl'SSlips & Petticoats Ofcotton, Knitted/Crocheted	74	191	2 070	10 292
6108199090	Women'S/Girl'SSlips & Petticoats Ofoth Textile Materials, Knitted/Cr	2	23	32	1 550
6108210000	Women'S/Girl'SBriefs & Panties Ofcotton, Knitted/Crocheted	256 489	1 220 969	493 910	2 661 822
6108220000	Women'S/Girl'SBriefs & Panties Ofman-Made Fibres, Knitted/Croche	44 952	306 403	183 647	1 408 263
6108290000	Women'S/Girl'SBriefs & Panties Ofoth Textile Materials, Knitted/Croc	1 272	5 303	5 567	24 974
6108310000	Women'S/Girl'SNightdresses & Pyjamasof Cotton, Knitted/Crocheted	86 254	588 208	150 394	1 267 295
6108320000	Women'S/Girl'SNightdresses & Pyjamasof Man-Made Fibres, Knitted	19 332	47 053	33 241	144 106
6108390000	Women'S/Girl'SNightdresses & Pyjamas Of Oth Textile Materials, Kni	0	7	0	126
6108910000	Women'S/Girl'SNegliges,Bathrobes,Dressgowns Of Cotton, Knitted/C	126	3 120	5 879	27 461
6108920000	Women'S/Girl'SNegliges,Bathrobes,Dressgowns Of Man-Made Fibr, h	1 529	2 190	6 865	38 294
6108990000	Women'S/Girl'SNegliges,Bathrobes,Dressgown Of Oth Textile Matr, h	0	193	0	1 198
6109101000	T-Shirts, Singlet&Oth Vests Of Cotton,Knitted/Crocheted For Men/Bo	211 650	781 956	1 594 971	8 274 965
6109102000	T-Shirts, Singlet&Oth Vests Of Cotton,Knitted/Crocheted For Women/	295 662	961 350	1 730 166	8 500 734
6109901000	T-Shirts,Singlet&Oth Vests Of Rami,Linen,Silk, Knitted/Crochtd For Mer	2	1 900	106	23 107
6109902000	T-Shirts,Singlet&Oth Vests Of Oth Ttilematerials, Knitted/Croch For M	18 823	111 419	772 232	3 696 781
6109903000	T-Shirts,Singlet&Oth Vests Of Oth Ttilematerials, Knitted/Croch For W	75 611	308 812	1 146 265	6 634 317
6110110000	Jerseys,Pullovers,Cardigans,Waistcoatof Wool, Knitted/Crocheted	19 199	74 552	247 683	1 164 997
6110120000	Jerseys,Pullovers,Cardigans,Waistcoatof Kashmir Goats, Knitted/Croc	498	1 245	58 873	130 012
6110190000	Jerseys,Pullovers,Cardigans,Waistcoatof Oths Wool/ Fine Animal Hair,	3	34 968	148	492 001
6110200000	Jerseys,Pullovers,Cardigans,Waistcoatof Cotton, Knitted/Crocheted	206 741	523 083	1 942 998	7 572 850
6110300000	Jerseys,Pullovers,Cardigans,Waistcoatof Man-Made Fibres, Knitted/C	38 989	145 373	591 291	4 140 686
6110900000	Jerseys,Pullovers,Cardigans,Waistcoatof Other Textile Materials, Knitt	3 255	264 292	63 849	2 587 714
6111200000	Babies Garment&Clothing Accessories Ofcotton, Knitted/Crocheted	11	92 319	13	2 428 489
6111300000	Babies Garment&Clothing Accessories Ofsynthtc Fibres, Knitted/Croc	0	18 942	0	149 786
6111900000	Babies Garment&Clothing Accessories Ofoth Textile Material, Knitted	3	15 083	39	231 288
6112110000	Track Suits Of Cotton Knitted/Crocheted	0	75	0	2 416
6112120000	Track Suits Of Synthetic Fibres Knitted/Crocheted	0	1 475	0	44 102
6112190000	Track Suits Of Other Textile Materials,Knitted/Crocheted	0	57	0	411
6112310000	Men'S/Boy'S Swimwear Of Syntheticfibres, Knitted/Crocheted	1 956	7 472	140 325	362 677
6112390000	Men'S/Boy'S Swimwear Of Oth Textilematerials, Knitted/Crocheted	3	4	385	392
6112410000	Women'S/Girl'SSwimwear Of Syntheticfibres, Knitted/Crocheted	6 560	20 028	446 549	1 056 990
6112490000	Women'S/Girl'SSwimwear Of Oth Textilematerials, Knitted/Crochete	1 749	2 062	12 028	21 142
6113001000	Divers' Suits,Made Up Of Knitt/Cochet,Fabrics Of Heading 5903, 5906	105	1 193	3 451	11 991
6113004000	Oth Protective Work Garment Made-Up Of Knitt/Cochet,Head 5903;5	31	32 589	553	89 164
6113009000	Oth Garment,Made Up Of Knitt/Crochetfabrics Of Heading 5903,5906	133	4 704	1 152	46 505
6114200000	Oth Garments Of Cotton, Knitted/Crocheted	740	7 343	30 469	248 579
6114302000	Oth Garment For Protection From Fireof Man-Made Fibres,Knitted/Cr	0	10	0	249
6114309000	Oth Garments Of Man-Made Fibres,Knitted/Crocheted	2 628	21 262	111 860	512 320
6114900000	Oth Garments Of Oth Textile Materials,Knitted/Crocheted	20 254	93 528	490 766	1 872 690
6115109000	Oth Graduated Compression Hosiery,Knitted/Crocheted	114	1 930	1 578	42 438
6115210000	Oth Panty Hose&Tights Of Synthetic Fibr,Single Yarn-67 Decitex,Knitt	0	4 379	0	134 379



I.3. IMPOR MENURUT KOMODITI / IMPORT BY HS COMMODITY

\*\*\* JUNI/ JUNE 2014 \*\*\*

H S	Uraian Komoditi Commodity Description	Berat Bersih / Net Weight (Kg)		Nilai / Value C.I.F (US\$)	
		Bulan ini Current Month	Kumulatif Cum.Jan. to date	Bulan ini Current Month	Kumulatif Cum.Jan. to date
6115220000	Oth Panty Hose& Tights Of Synthetic Fibr,Single Yarn<67/>67 Decitex,l	32	4 060	1 307	87 380
6115291000	Oth Panty Hose& Tights Of Cotton,Knitted/Crocheted	0	1 194	0	24 540
6115299000	Oth Panty Hose& Tights Of Oth Textilematerials, Knitted/ Crocheted	1 514	8 459	6 583	71 937
6115301000	Oth Women'S Full-Length,Knee-Lengthhosiery Of Cotton, Single Yarn	0	45	0	2 698
6115309000	Oth Women'S Full-Length,Knee-Lengthhosiery Of Not Cotton,Single Y	4 950	4 984	6 433	8 479
6115940000	Footwear Without Applied Soles Of Wool/ Fine Animal Hair, Knitted/C	59	277	1 602	9 971
6115950000	Footwear Without Applied Soles Ofcotton, Knitted/ Crocheted	12 451	52 605	105 319	835 830
6115960000	Footwear Without Applied Soles Ofsynthetic Fibres, Knitted/ Crochete	59 337	240 858	188 109	1 372 788
6115990000	Footwear Without Applied Soles Ofoth Textile Material, Knitted/ Croc	5 669	23 109	21 173	129 876
6116101000	Divers' Gloves, Impregnated Coatedplastics/ Rubbers, Knit/ Croch	28	77	2 026	2 969
6116109000	Gloves,Mittens,Mitts, Impregnatedcoated Plastics/ Rubbers, Knit/ Croc	20 766	100 010	303 469	1 424 089
6116910000	Gloves,Mittens,Of Wool/ Fine Animal Hairnot Impregn Coated Plastics	1	120	794	1 543
6116920000	Gloves,Mittens,Of Cotton Not Impregncoated Plastics/ Rubbers, Knit/C	6 629	15 096	27 345	60 582
6116930010	Divers' Gloves Of Synthetic Fibres Notimpregn Coated Plastics/ Rubbe	663	1 826	6 887	14 278
6116930090	Gloves,Mittens,Of Synthetic Fibres Notimpregn Coated Plastics/ Rubbe	11 245	48 333	76 443	447 169
6116990000	Gloves,Mittens,Of Oth Textile Materialsnot Impregn Coated Plastics/F	160	2 545	10 781	749 438
6117101000	Shawls,Scarves,Mufflers,Mantillas& The Like Of Cotton, Knitted/ Croch	5	247	138	50 714
6117109000	Shawls,Scarves,Mufflers,Mantillas& The Like Of Not Cotton,Knitted/Cro	27 655	68 704	146 716	778 350
6117801100	Ties, Bow Ties & Cravats Of Wool/ Fineanimal Hair, Knitted/ Crocheted	0	14	0	259
6117801900	Ties, Bow Ties & Cravats Of Oth Thanwool/ Fine Animal Hair, Knitted/C	2 016	5 163	55 216	147 228
6117802000	Wrist Band,Knee Band/ Anide Bandknitted/ Crocheted	5 534	38 403	86 905	497 871
6117809000	Other Clothing Accessories, Knitted/ Crocheted	38 065	151 065	286 887	1 603 779
6117900000	Other Parts Of Garment, Knitted/ Crocheted	29 989	158 679	273 010	1 600 662
6201110000	Men'S/Boy'S Ovr Coats,Car Coat,Capes Ofwool/ Fine Animal Hair Oth T	48	154	2 748	8 946
6201120000	Men'S/Boy'S Ovr Coats,Car Coat,Capes Ofcotton Oth Than Of Heading	3	750	34	41 535
6201130000	Men'S/Boy'S Ovr Coats,Car Coat,Capes Ofman-Made Fibr Oth Than Of	3 661	87 401	60 618	870 130
6201190010	Men'S/Boy'S Ovr Coats,Car Coat,Capes Ofsilks Oth Than Of Heading 62	0	2	0	50
6201190020	Men'S/Boy'S Ovr Coats,Car Coat,Capes Oframi Oth Than Of Heading 6	19	23	196	240
6201190090	Men'S/Boy'S Ovr Coats,Car Coat,Capes Ofoth Textl Matr'l Oth Thn Of	706	1 597	2 553	6 234
6201910000	Men'S/Boys' Wind-Cheaters,Wind-Jacketsof Wool/ Fne Animl Hair Oth	0	14	0	639
6201920000	Men'S/Boys' Wind-Cheaters,Wind-Jacketsof Cotton Oth Than Of Heac	2 035	14 922	52 588	412 481
6201930000	Men'S/Boys' Wind-Cheaters,Wind-Jacketsof Man-Made Fibr Oth Thn	8 314	41 975	163 415	1 096 534
6201990010	Men'S/Boys' Wind-Cheaters,Wind-Jacketsof Silk Oth Than Of Heading	0	6	0	4 377
6201990020	Men'S/Boys' Wind-Cheaters,Wind-Jacketsof Rami Oth Than Of Headir	0	181	0	342
6201990090	Men'S/Boys' Wind-Cheaters,Wind-Jacketsof Oth Textl Matr'l Oth Thn	40	6 523	2 295	159 763
6202110000	Women'S/ Girl'S Ovr Coats,Car Coat,Capesof Wool/ Fne Animl Hair Oth	346	1 169	74 093	133 446
6202120000	Women'S/ Girl'S Ovr Coats,Car Coat,Capesof Cotton Oth Than Of Heac	349	7 519	22 763	226 981
6202130000	Women'S/ Girl'S Ovr Coats,Car Coat,Capesof Man-Made Fibr Oth Thn	804	12 242	57 210	495 016
6202190010	Women'S/ Girl'S Ovr Coats,Car Coat,Capesof Silk Oth Than Of Heading	0	10	0	8 911
6202190090	Women'S/ Girl'S Ovr Coats,Car Coat,Capesof Oth Textl Matr'l Oth Thn	8	195	979	9 678
6202910000	Women'S/ Girl'S Wind-Cheaters,Wind-Jacketof Wool/ Fne Animl Hair C	10	223	5 114	13 427
6202920000	Women'S/ Girl'S Wind-Cheaters,Wind-Jacketof Cotton Oth Than Of He	2 253	15 042	140 365	586 877
6202930000	Women'S/ Girl'S Wind-Cheaters,Wind-Jacketof Man-Made Fibr Oth Th	3 320	25 395	170 296	990 635
6202990010	Women'S/ Girl'S Wind-Cheaters,Wind-Jacketof Silk Oth Than Of Headi	1	13	1 276	6 868
6202990090	Women'S/ Girl'S Wind-Cheaters,Wind-Jacketof Oth Textl Matr'l Oth Th	44	917	2 126	51 826
6203110000	Men'S/Boy'S Suits Of Wool/ Fine Animalhair, Not Knitted/ Crocheted	6	337	278	45 422
6203120000	Men'S/Boy'S Suits Of Synthetic Fibres,Not Knitted/ Crocheted	0	145	0	6 522
6203191010	Men'S/Boy'S Suits Of Cotton, Printed Bytraditional Batik Process,Not	0	0	0	0
6203191090	Men'S/Boy'S Suits Of Cotton, Not Printedby Trdional Batik Process,Not	95	9 432	181	16 706
6203199019	Men'S/Boy'S Suits Of Silk, Not Printedby Trdional Batik Process,Not K	0	8	0	37
6203199090	Men'S/Boy'S Suits Of Other Textile Maternot Knitted/ Crocheted	8 618	9 485	43 889	47 899
6203220090	Men'S/Boy'S Ensembles Of Cotton,Notprinted By Trdional Batik Proc:	2 220	2 235	2 475	9 514
6203230000	Men'S/Boy'S Ensembles Of Syntheticfibres,Not Knitted/ Crocheted	0	2 010	0	3 229
6203291000	Men'S/Boy'S Ensembles Of Wool/ Fineanimal Hair, Not Knitted/ Croche	1	7	5	4 460
6203299000	Men'S/Boy'S Ensembles Of Other Textilematerial, Not Knitted/ Croche	0	110	0	317
6203310000	Men'S/Boy'S Jackets& Blazers Of Wool/ Fine Animal Hair, Not Knitted/	842	5 783	55 745	352 525
6203320090	Men'S/Boy'S Jackets& Blazers Of Cotton,Not Printed By Trdional Batik	8 447	46 608	118 891	895 797
6203330000	Men'S/Boy'S Jackets& Blazers Of Synthtcfibres, Not Knitted/ Crochetec	5 852	59 019	146 580	969 449
6203390000	Men'S/Boy'S Jackets& Blazers Of Othertextile Material, Not Knitt/ Croc	849	5 911	29 971	298 029
6203410000	Men'S/Boy'S Trousers, Breeches& Shortsof Wool/ Fine Animal Hair,Not	446	3 105	27 736	201 441
6203421000	Men'S/Boy'S Bib& Brace Overalls Ofcotton, Not Knitted/ Crocheted	42 062	42 338	22 817	24 807
6203429000	Men'S/Boy'S Trousers, Breeches& Shortsof Cotton, Not Knitted/ Croch	457 007	1 469 783	3 002 467	16 587 974
6203430000	Men'S/Boy'S Trousers, Breeches& Shortsof Synthtcfibres,Not Knitt/ Cr	14 344	78 025	566 387	2 889 624
6203490010	Men'S/Boy'S Trousers, Breeches& Shortsof Silk, Not Knitted/ Crochete	0	3	0	595
6203490090	Men'S/Boy'S Trousers, Breeches& Shortsof Oth Textile Material,Not Ki	868	15 820	47 547	351 083
6204110000	Women'S/ Girl'S Suits Of Wool/ Fineanimal Hair,Not Knitted/ Crochetec	98	128	1 114	31 278
6204120010	Women'S/ Girl'S Suits Of Cotton, Printedby Trdional Batik Process,Not	633	633	8 614	8 614
6204120090	Female'S Suits Of Cotton, Not Printed Bytraditional Batik Process	10 165	19 898	17 241	38 735

I.3. IMPOR MENURUT KOMODITI / IMPORT BY HS COMMODITY

\*\*\* JUNI/ JUNE 2014 \*\*\*

HS	Uraian Komoditi Commodity Description	Berat Bersih / Net Weight (Kg)		Nilai / Value C.I.F (US\$)	
		Bulan ini Current Month	Kumulatif Cum.Jan. to date	Bulan ini Current Month	Kumulatif Cum.Jan. to date
6204130000	Female'S Suits Of Synthetic Fibres	805	5 871	1 491	12 669
6204190011	Female'S Suits Of Silk, Printed Bytraditional Batik Process	0	0	0	0
6204190019	Female'S Suits Of Silk, Not Printed Bytraditional Batik Process	0	2	0	4
6204190090	Female'S Suits Of Oth Textiles, Not Silk	1	69	2	1 127
6204210000	Female'S Ensembles Of Wool/ Fine Animalhair	3	5	2 011	3 549
6204220090	Female'S Ensembles Of Cotton, Notprinted By Tradtional Batik Proces	0	345	0	9 469
6204230000	Female'S Ensembles Of Synthetic Fibres	11	20	349	645
6204290090	Female'S Ensembles Of Other Textiles,Not Silk	0	5	0	2 692
6204310000	Female'S Jackets & Blazers Of Wool/ Fineanimal Hair	109	399	21 746	70 168
6204320090	Female'S Jackets & Blazers Of Cotton,Not Printed By Traditional Batik	12 859	57 715	97 845	820 186
6204330000	Female'S Jackets & Blazers Of Syntheticfibres	23 747	74 526	153 714	1 113 156
6204390019	Female'S Jackets And Blazers Of Silk,Not Printed By Traditional Batik F	6	83	265	18 680
6204390090	Oth Female'S Jackets And Blazers Of Othtextiles, Not Silk	710	4 708	51 828	327 949
6204410000	Female'S Dresses Of Wool/ Fine Animalhair	49	179	21 057	46 963
6204420090	Female'S Dresses Of Cotton, Not Printedby Tradtional Batik Process	123 956	290 769	511 978	2 352 735
6204430000	Female'S Dresses Of Synthetic Fibres	159 717	505 729	872 103	4 612 587
6204440000	Female'S Dresses Of Artificial Fibres	5 849	33 232	337 759	1 887 458
6204490019	Female'S Dresses Of Silk, Not Printed Bytraditional Batik Process	301	2 100	42 310	332 211
6204490090	Female'S Dresses Of Oth Textiles, Notsilk And Not By Traditonal Batik	4 681	35 552	53 430	252 948
6204510000	Female'S Skirts & Divided Skirts Of Wool/ Fine Animal Hair	15	180	6 553	20 687
6204520010	Female'S Skirts & Divided Skirts Ofcotton, Printed By Traditional Batik	0	0	0	0
6204520090	Female'S Skirts & Divided Skirts Ofcotton, Not By Traditional Batik Pro	28 022	92 835	222 986	1 182 636
6204530000	Female'S Skirts & Divided Skirts Ofsynthetic Fibres	11 251	67 123	293 336	1 476 107
6204590019	Female'S Skirts & Divided Skirts Of Silk, Not By Traditional Batik Proce	41	131	4 432	32 209
6204590090	Female'S Skirts & Divided Skirts Of Othtextiles,Not Silk	1 643	6 770	96 212	372 229
6204610000	Female'S Trousers/ Bib&Brace Overall/ Breeches/ Shorts Of Wool/ Fine	37	141	11 523	34 006
6204620000	Female'S Trousers/ Bib&Brace Overall/ Breeches/ Shorts Of Cotton	250 275	1 258 792	2 466 052	15 441 068
6204630090	Female'S Trousers/ Shorts/ Etc Of Synthticfibres Not For Clothing Aviat	14 726	84 396	494 926	2 456 038
6204690000	Female'S Trousers/ Shorts/ Etc Of Oth Woolor Fine Animal Hair And Co	5 239	37 763	275 600	1 655 106
6205200010	Male'S Shirts Of Cotton, Printed Bytraditional Batik Process	0	380	0	19 023
6205200090	Male'S Shirts Of Cotton, Not Printed Bytraditional Batik Process	107 639	401 029	1 635 014	9 215 154
6205300000	Male'S Shirts Of Man-Made Fibres	6 061	31 946	125 933	591 797
6205901000	Male'S Shirts Of Oth Textiles Of Wool Orfine Animal Hair	0	232	0	2 817
6205909011	Male'S Shirts Of Silk, Printed Bytraditional Batik Process	0	6	0	2 596
6205909019	Male'S Shirts Of Silk, Not Printed Bytraditional Batik Process	0	812	0	26 911
6205909090	Male'S Shirts Of Oth Wool Or Fine Animalhair, Not Silk	6 174	28 503	194 925	881 521
6206100090	Female'S Blouses/ Shirts/ Shirt Blouses Ofsilkw/ Waste, Not By Trad Batik	1 004	6 643	135 358	694 493
6206200000	Female'S Blouses/ Shirts/ Shirt Blouses Ofwool/ Fine Animal Hair	17	30	4 535	11 692
6206300010	Female'S Blouses/ Shirts/ Shirt Blouses Ofcotton, By Traditional Batik P	0	163	0	7 553
6206300090	Female'S Blouses/ Shirts/ Shirt Blouses Ofcotton, Not By Traditional Ba	111 491	790 278	784 692	5 768 851
6206400000	Female'S Blouses/ Shirts/ Shirt Blouses Ofman-Made Fibres	72 452	297 171	1 624 122	8 727 959
6206900000	Female'S Blouses/ Shirts/ Shirt Blouses Ofoth Textiles	1 549	16 677	105 193	1 000 020
6207110000	Male'S Underpants & Briefs Of Cotton	618	3 240	29 240	132 350
6207190000	Male'S Underpants & Briefs Of Othtextiles, Not Cotton	292	3 847	15 099	25 813
6207210010	Male'S Nightshirts & Pyjamas Of Cotton,Printed By Traditional Batik P	0	184	0	3 768
6207210090	Male'S Nightshirts & Pyjamas Of Cotton,Not Printed By Traditional Ba	43	2 812	1 719	17 133
6207220000	Male'S Nightshirts & Pyjamas Of Manmade Fibres	91	261	4 067	13 630
6207910000	Male'S Wear, Not Underpants/ Briefs/ Nightshirts/ Pajamas Of Cotton	350	558	7 398	14 503
6207991000	Male'S Wear, Not Underpants/ Briefs/ Nightshirts/ Pajamas Of Man-Mz	119	172	3 775	5 607
6207999000	Male'S Wear, Not Underpants/ Briefs/ Nightshirts/ Pajamas Of Oth Text	2	8 718	24	40 908
6208110000	Female'S Slips & Petticoats Of Man-Madefibres	14	100	425	3 815
6208190000	Female'S Slips & Petticoats Of Othertextiles	0	27	0	793
6208210090	Female'S Nightdresses & Pajamas Ofcotton, Not By Traditional Batik F	1 157	18 673	6 309	67 804
6208220000	Female'S Nightdresses & Pajamas Of Manmade Fibres	87	811	5 660	22 219
6208290019	Female'S Nightdresses & Pajamas Of Silk,Not Printed By Traditional Bz	21	40	1 702	4 753
6208290090	Female'S Nightdresses & Pajamas, Notcotton & Oth Textiles	0	5	0	197
6208910011	Female'S Negliges Of Cotton Printed Bytraditional Batik Process	0	15	0	1 945
6208910019	Female'S Negliges Of Cotton Not Printedby Traditional Batik Process	0	28	0	895
6208910090	Oth Female'S Negliges Of Cotton	3 773	13 440	13 783	54 643
6208920019	Female'S Negliges Of Man Made Fibres,Not Printed By Traditional Bat	34	587	1 115	16 955
6208920090	Oth Female'S Wear Of Cotton, Notnegliges	608	14 201	20 155	116 103
6208999000	Female'S Wear Of Oth Textiles, Not Woolor Fine Animal Air	61	290	4 919	17 424
6209203000	Babies' T-Shirts, Shirts, Pajamas, Same Items Of Cotton	9	7 663	13	226 316
6209209010	Babies' Suits, Pants And Same Items Ofcotton, Not T-Shirts/ Shirts/ Paj	14	14 396	85	362 789
6209209090	Oth Babies' Suits, Pants And Same Itemsof Cotton, Not T-Shirts/ Shirts	68 345	340 717	119 840	790 591
6209301000	Babies' Suits, Pants & Same Items Ofsynthetic Fibres	2 716	5 614	8 064	51 734
6209303000	Babies' T-Shirts, Shirts, Pajama, & Sameitems Of Synthetic Fibres	1	490	148	14 395
6209304000	Babies' Clothing Accessories Ofsynthetic Fibers	42	672	859	17 104

I.3. IMPOR MENURUT KOMODITI / IMPORT BY HS COMMODITY

\*\*\* JUNI/ JUNE 2014 \*\*\*

H S	Uraian Komoditi Commodity Description	Berat Bersih / Net Weight (Kg)		Nilai / Value C.I.F (US\$)	
		Bulan ini Current Month	Kumulatif Cum.Jan. to date	Bulan ini Current Month	Kumulatif Cum.Jan. to date
6209309000	Babies' Garments Of Synthetic Fibers,Not Suits/ Pants/ T-Shirts/ Shirts/I	4 585	21 872	36 617	379 645
6209900000	Babies Garments & Clothing Acc Of Othtextiles, Not Cotton/Synthetic	0	842	0	28 454
6210101100	Work Protective Grmnt Of Chemicals/Radiation/Fire From Fabrics Of I	0	1 982	0	48 003
6210101900	Work Protective Grmnt Of Oth Hazardsubstances From Fabrics Of 56C	0	4 604	0	40 666
6210109000	Garment From Fabric 5602/5603, Not Forwork Protective	467	10 604	6 927	101 447
6210202000	Oth Garmnt Of Subhead 620111-620119,Protective Work From Fire	0	84	0	7 747
6210204000	Oth Garmnt Of Subhead 620111-620119,Of Oth Protective Work	8 273	8 944	104 264	106 537
6210209000	Oth Garmnt Of Subhead 620111-620119,For Protective Work From O	512	1 162	3 141	62 052
6210304000	Oth Garmnt Of Subhead 620211-620219,Of Oth Protective Work	0	614	0	618
6210309000	Oth Garmnt Of Subhead 620211-620219,For Protective Work From O	325	4 901	9 506	113 067
6210401000	Oth Male Garmnt Of 5602/03;5903/06/07For Protect Work From Fire	41	16 936	242	79 537
6210409000	Oth Male Garmnt Of 5602/03;5903/06/07For Protect Work From Oth	7 479	27 665	195 145	545 414
6210502000	Oth Female Garmnt Of 5602/03;5903/06/07For Protect Work From C	222	222	17 451	17 451
6210509000	Oth Female Garmnt Of 5602/03;5903/06/07For Protect Work From C	32 701	95 438	442 131	1 155 656
6211110000	Male'SSwimwear	280	5 694	13 044	213 205
6211120000	Female'SSwimwear	14 720	91 567	140 616	991 945
6211200000	Garments Ski Suits For Male And Female	0	80	0	449
6211329000	Oth Male'SGarments Of Cotton Not Forrencing/Wrestling/Pilgrimage	7 969	17 190	18 713	73 709
6211339000	Oth Male'SGarments Of Man-Made Fibresto Protect From Oth Hazar	1 709	25 723	27 078	162 165
6211391000	Oth Male'SGarments Of Syhntetic Fibresfor Rencing/Wrestling	0	8	0	111
6211399000	Oth Male'SGarments Of Syhntetic Fibresto Protect From Oth Hazard I	0	2 480	0	19 905
6211421000	Oth Female'SGarments Of Cotton Forrencing/Wrestling	165	781	2 613	12 223
6211429000	Oth Male'SGarments Of Cotton Not Forrencing/Wrestling/Prayer Clo	3 032	11 959	40 932	282 961
6211431000	Oth Female'SGarmnt Of Man-Made Fibresfor Surgical Gowns	0	1	0	10
6211435000	Oth Female'SGarmnt Of Man-Made Fibresto Protect From Chemicals	26	26	3 742	3 742
6211439000	Oth Female'SGarmnt Of Man-Made Fibresnot For Subhead 6211431C	25 768	71 568	255 071	2 268 500
6211491000	Oth Female'SGarmnt Of Oth Textiles Forrencing/Wrestling	0	255	0	1 536
6211494000	Oth Female'SGarmnt Of Wool/Fine Animalhair	0	90	0	533
6211499000	Oth Female'SGarmnt Of Oth Textiles Notfor Forrencing/Wrestling/Pr	203	1 242	12 262	74 903
6212101000	Brassieres Of Cotton, Not Knitted/Crocheted	26 647	185 508	243 961	2 029 730
6212109000	Brassieres Of Oth Textiles, Not Knitted/Crocheted	605 583	3 208 518	1 793 863	10 183 986
6212201000	Girdles & Panty-Girdles Of Cotton, Notknitted/Crocheted	0	2	0	26
6212209000	Girdles & Panty-Girdles Of Ot Textilematerials, Not Knitted/Crochetec	10 120	29 078	112 866	691 635
6212301000	Corsets Of Cotton, Not Knitted/Crocheted	0	15	0	1 231
6212309000	Corsets Of Oth Textile Materials, Notknitted/Crocheted	3 709	10 377	5 888	107 849
6212901100	Suspenders/ Garters/Braces Of Cotton Fortreatment Of Scar Tissue&S	0	0	0	0
6212901900	Suspenders/ Garters/Braces Of Cotton Notfor Treatment Scar/ Athletic	237	2 097	3 521	43 652
6212909200	Suspenders/ Garters/Braces Of Oth Txtilesfor Athletic Supporters	0	11 203	0	234 110
6212909900	Suspenders/ Garters/Braces Of Oth Txtilesnot For Treatment Scar/Ath	38 307	295 855	664 035	5 933 402
6213209000	Handkerchiefs Of Cotton, Not Printed Bytraditional Batik Process	5 723	25 705	6 416	52 589
6213901900	Handkerchiefs Of Silk/Waste, Not Printedby Traditional Batik Process	4	89	193	5 350
6213909900	Handkerchiefs Of Oth Textiles Not Silk/Waste, Not By Traditional Batil	176	428	1 596	4 305
6214109000	Syals/ Scarves/ Mufflers/ Mantillas/ Veilsof Silk/Waste, Not By Trad Bati	174	2 538	88 726	316 945
6214200000	Syals/ Scarves/ Mufflers/ Mantillas/ Veilsof Wool/ Fine Animal Hair	55	422	22 515	62 555
6214301000	Syals/ Scarves/ Mufflers/ Mantillas/ Veilsof Synth Fibres, By Trad Batik F	0	2	0	62
6214309000	Syals/ Scarves/ Mufflers/ Mantillas/ Veilsof Synth Fibres, Not By Trad Ba	204 030	1 489 239	667 013	2 653 872
6214409000	Syals/ Scarves/ Mufflers/ Mantillas/ Veilsof Artificial Fibres, Not Trad Bat	1 543	49 785	43 534	289 336
6214909000	Syals/ Scarves/ Mufflers/ Mantillas/ Veilsof Oth Textiles, Not By Trad Ba	1 113	30 073	28 898	292 457
6215101000	Ties/ Bow Ties/ Cravats Of Silk/Waste,Printed By Traditional Batik Proc	0	0	0	0
6215109000	Ties/ Bow Ties/ Cravats Of Silk/Waste,Not Printed By Traditional Batik I	682	4 748	57 975	220 280
6215209000	Ties/ Bow Ties/ Cravats Of Man-Made Fibres, Not Printed By Tradition	794	2 135	24 988	67 440
6215909000	Ties/ Bow Ties/ Cravats Of Oth Textiles,Not Printed By Traditional Batik	2 696	3 957	8 036	21 925
6216001000	Protective Work Gloves, Mittens & Mitts	37 649	73 551	68 165	185 218
6216009100	Oth Gloves, Mittens & Mitts Of Wool/Fineanimal Hair	1	586	165	2 644
6216009200	Oth Gloves, Mittens & Mitts Of Cotton	0	4 875	0	23 123
6216009900	Oth Gloves, Mittens & Mitts Not Wool/Fine Animal Hair/Cotton	3 644	13 012	100 753	334 961
6217101000	Accesories Of Oth Made Up Clothing, Oththan Hd 6212 For Judo Belts	27 106	116 860	599 067	2 694 700
6217109000	Accesories Of Oth Made Up Clothing, Oththan Hd 6212, Not For Judo	32 327	361 863	638 484	5 726 962
6217900000	Parts Of Garments Or Clothing Accssories Oth Than Of Heading 6212	38 764	358 685	879 663	7 651 163
6301100000	Electric Blankets	0	51	0	486
6301200000	Blankets (Not Electric) & Trvelling Rugsof Wool/ Fine Animal Hair	64	309	1 271	28 902
6301300090	Blankets (Not Electric) & Trvelling Rugsof Cotton	25 870	125 606	17 442	124 036
6301400010	Blankets (Not Electric) & Trvelling Rugsof Synthc Fibres Of Nonwover	2 583	31 563	50 623	102 135
6301400090	Blankets (Not Electric) & Trvelling Rugsof Synthtc Fibres Of Woven Fat	337 396	1 716 747	639 878	3 577 308
6301900010	Oth Blankets & Travelling Rugs, Nonwoven Fabrics Of Nonwoven Fabr	0	79	0	991
6301900090	Oth Blankets & Travelling Rugs Of Wovenfabrics	8 964	44 836	80 563	302 086
6302100000	Bed Linen, Knitted/Crocheted	0	3 585	0	35 674
6302210000	Oth Bed Linen Of Cotton, Printed	25 356	55 129	370 788	756 677

**I.3. IMPOR MENURUT KOMODITI / IMPORT BY HS COMMODITY**

\*\*\* JUNI/ JUNE 2014 \*\*\*

HS	Uraian Komoditi Commodity Description	Berat Bersih / Net Weight (Kg)		Nilai / Value C.I.F (US\$)	
		Bulan ini	Kumulatif	Bulan ini	Kumulatif
		Current Month	Cum.Jan. to date	Current Month	Cum.Jan. to date
6302221000	Oth Bed Linen Of Man-Made Fibres Ofnonwoven Fabrics, Printed	0	134	0	571
6302229000	Oth Bed Linen Of Man-Made Fibres Ofwoven Fabrics, Printed	2 971	79 827	21 456	570 617
6302290000	Oth Bed Linen Of Oth Textiles, Printed	0	251	0	10 074
6302310000	Oth Bed Linen Of Cotton, Not Printed	27 305	69 535	80 601	622 334
6302329000	Oth Bed Linen Of Man-Made Fabrics Ofwoven Fabrics	24 270	68 885	214 092	809 842
6302390000	Oth Bed Linen Of Oth Textiles, Notprinted	0	335	0	4 491
6302400000	Table Linen, Knitted Or Crocheted	414	2 099	3 995	234 654
6302510090	Oth Table Linen Of Cotton, Not Printedby Traditional Batik Process	275	1 300	8 441	86 280
6302530000	Oth Table Linen,Of Man-Made Fibres	1 783	37 900	9 596	144 195
6302590000	Oth Table Linen,Of Oth Textiles	2 279	4 212	6 647	17 469
6302600000	Toilet&Kitchen Linen Of Terry Towelling/Smilar Terry Fabrics Of Cottc	163 437	835 477	226 445	1 519 403
6302910000	Oth Linen Not For Bed, Table, Toilet &Kitchen Of Cotton	1 386	6 684	14 245	73 693
6302930000	Oth Linen Not For Bed, Table, Toilet &Kitchen Of Man-Made Fibres	24 480	117 467	149 377	615 704
6302990000	Oth Linen Not For Bed, Table, Toilet &Kitchen Of Oth Textiles	1 049	10 500	6 623	57 106
6303120000	Curtains (Inc Drapes) & Int Blinds/ Bedvalances Of Synth Fibres, Knitte	528	14 826	3 348	152 643
6303199000	Curtains (Inc Drapes) & Int Blinds/ Bedvalances Of Oth Cotton, Knitted	90	6 377	1 841	27 150
6303910000	Curtains (Inc Drapes) & Int Blinds/ Bedvalances Of Cotton, Not Knitted	8	491	245	5 059
6303920000	Curtains (Inc Drapes) & Int Blinds/ Bedvalances Of Synth Fibres, Not Kr	11 584	90 855	89 000	586 773
6303990000	Curtains (Inc Drapes) & Int Blinds/ Bedvalances Of Oth Textiles, Not Kr	7 535	14 073	27 899	53 549
6304110000	Bedspreads, Knitted/ Crocheted	0	2 892	0	39 107
6304191090	Bedspreads Of Cotton, Not Printed Bytraditional Batik Process	94	4 985	2 888	39 708
6304192000	Bedspreads Of Nonwoven, Not Knitted/ Crocheted	131	210	579	856
6304199000	Bedspreads From Woven, Not Knitted/ Crocheted And Not From Cottc	0	33	0	566
6304911000	Mosquito Nets, Knitted/ Crocheted	0	9 239	0	83 116
6304919000	Oth Furnishing Artcl, Not Bedspread/ Mosquito Nets, Knitted/ Crochet	5	292	138	4 906
6304920000	Oth Furnishing Artcl Of Cotton, Notbedspread & Not Knitted/ Crochet	1 650	18 259	16 043	238 631
6304930000	Oth Furnishing Artcl Of Synthetic Fibres, Not Bedspread & Not Knittec	17 365	54 253	95 889	340 037
6304990000	Oth Furnishing Artcl Of Oth Textiles,Not Bedspread & Not Knitted/ Crc	73	23 313	2 518	192 481
6305101100	New Sacks & Bags Of Jute For Packinggoods	357 155	4 897 992	441 566	3 868 679
6305101900	New Sacks & Bags Of Oth Textiles Bastfibres Of Hd 5303 For Packing C	2 994	35 573	25 733	403 051
6305102900	Used Sacks & Bags Of Oth Textiles Bastfibres Of Hd 5303 For Packing C	0	1	0	423
6305200000	Sack&Bag Of Cotton For Packing Goods	2 786	18 810	63 141	749 906
6305321000	Flxible Intrmdiate Bulk Containsr Ofsynthetic Textiles, Nonwoven	0	34 546	0	120 086
6305329000	Flxible Intrmdiate Bulk Cntainrs Of Syntxtiles, Nonwoven & Not Knitti	140 565	422 516	559 886	1 794 013
6305332000	Sack&Bag Of Polyethylene/ Polypropylenestrip/ Same Items Of Woven	0	5 406	0	8 233
6305339000	Sack&Bag Of Polyethylene/ Polypropylenestrip, Not Knitted/ Crocheted	6 218	250 330	28 917	758 623
6305391000	Oth Sack&Bag Of Synthetice Textils Of Nonwoven	345	633	3 061	6 171
6305392000	Oth Sack&Bag Of Synthetice Textils, Knitted/ Crocheted	0	79	0	4 275
6305399000	Oth Sack&Bag Of Synthetice Textils Of Woven & Not Knitted/ Crochete	88	8 717	2 256	83 758
6305909000	Sacks & Bags Of Oth Textiles Not Hemp/ Coconut (Coir) Of Heading 53	50	2 105	236	17 137
6306120000	Tarpaulins, Awnings & Sunblinds Ofsynthetic Fibres	118	106 423	6 824	405 082
6306199000	Tarpaulins, Awnings & Sunblinds Of Othtextiles, Not Coir Fibres/ Cotto	1 389	44 712	15 665	45 059
6306220000	Tents Of Synthetic Fibres	94 121	209 307	322 392	657 685
6306299000	Tents Of Oth Textiles, Oth Than Cotton	751	46 599	2 387	406 139
6306300000	Sails For Boats/ Sailboards/ Landcraft	304	2 621	2 585	69 297
6306401000	Pneumatic Mattresses Of Cotton	0	8 204	0	25 716
6306409000	Pneumatic Mattresses, Oth Than Cotton	0	32 983	0	128 924
6306900010	Camping Goods Of Cotton	0	71	0	409
6306900099	Camping Goods Of Oth Textiles Of Woven	0	2 060	0	15 554
6307101000	Floor/ Dish/ Smilar Cleaning Clothes Ordusters Of Nonwoven	306	8 238	8 739	139 424
6307102000	Floor/ Dish/ Smilar Cleaning Clothes Ordusters Of Felt	0	7	0	105
6307109000	Floor/ Dish/ Smilar Cleaning Clothes Ordusters Woven Oth Than Felt	61 750	311 691	525 227	2 533 434
6307200000	Life-Jackets & Life-Belts	4 848	58 393	58 802	351 970
6307903000	Umbrella Covers In Triangular Piece	0	5	0	42
6307904000	Surgical Masks	782	7 040	31 187	207 058
6307906100	Harnesses Safety Suitable For Industrialuse	0	2 796	0	28 030
6307906900	Harnesses Safety Suitable Not Forindustrial Use	6 912	34 463	80 862	309 564
6307907000	Fans And Handscreens	66	69	582	734
6307909000	Oth Made Up Artcils, Not Umbrella Covers/ Surgical Masks/ Harnesses	48 728	400 677	811 739	4 613 085
6308000000	Sets, Consist Of Woven Fabric& Yarn W/ Oaccessories Txtiles Articles F	4 902	65 954	68 125	551 621
6309000000	Worn Clothing & Oth Worn Articles.	0	5 247	0	4 497
6310109000	Scrap Twine/ Cordage/ Rope/ Cbles Worn Outarticles Of Those, Sorted	57 553	94 757	21 930	39 098
6310901000	Used/ New Rags, Unsorted	0	1	0	2
6310909000	Scrap Twine/ Cordage/ Rope/ Cbles Worn Outarticles Of Those, Unsorte	4	784	189	2 344
6401100000	Waterproof Footwear Incorp Protectivemetal Toe-Cap With Outer Sol	25 421	122 057	20 586	126 836
6401920000	Oth Waterproof Footwear, Covering Theankle But Not Cover The Kne	20 903	128 359	15 585	159 849
6401990000	Oth Waterproof Footwear With Outer Solesplastic By Sticking, Rivetin	4 667	13 681	308 940	530 824
6402199000	Sports Footwear Not For Wrestling/ Ski/ Same Items With Upper Of Ru	70 110	620 838	894 377	9 380 343

I.3. IMPOR M ENURUT KOM ODITI / IM PORT BY HS COMM ODITY

\*\*\* JUNI/ JUNE 2014 \*\*\*

H S	Uraian Komoditi Commodity Description	Berat Bersih / Net Weight (Kg)		Nilai / Value C.I.F (US\$)	
		Bulan ini Current Month	Kumulatif Cum.Jan. to date	Bulan ini Current Month	Kumulatif Cum.Jan. to date
6402200000	Footwear With Upper Straps/Thongsassembled To The Sole By Means	26 741	109 367	120 717	485 098
6402911000	Diving Boots Covering The Ankle Withupper Of Rubber/Plastics	0	5 190	0	56 209
6402919100	Oth Diving Boots Cover The Ankle Incorpprotective Metal Toe-Cap, Rl	1 733	10 626	27 044	229 088
6402919900	Oth Diving Boots Cover The Ankle Notincorp Protct Mtal Toe-Cap, Rub	33 388	137 052	236 580	1 084 630
6402991000	Oth Footwear Not Cover The Ankle Incorpprotect Metal Toe-Cap, Rub	7	11 363	119	202 452
6402999000	Oth Footwear Not Cover The Ankle & Notincorp Protct Mtal Toe-Cap,	2 149 655	13 473 026	8 231 887	45 094 006
6403120000	Ski-Boots, Cross-Country Ski Footwear & Snowboard Boot, With Upper	0	0	0	0
6403191000	Sports Footwear Fitted With Spikes,Cleats Or The Same Item, Leather:	1 402	4 847	44 881	200 046
6403192000	Sports Footwear For Riding Boots Orbowling Shoes, Leathers	0	95	0	467
6403199000	Sports Footwear Not Fitted With Spikes/ Bowling/ Wrstling/ Weight Lift	33 312	220 285	631 213	4 245 739
6403200000	Footwear, Outer Soles Of Leather, Uppersof Leather Straps Accros,Ins	40	213	123	988
6403400000	Oth Footwear Incorp Protect Metal Toecap With Upper Of Leathers	159 275	1 286 341	1 709 105	13 532 589
6403510000	Oth Footwear With Outer Sole Of Leathercovering The Ankle	157	442	35 849	64 843
6403590000	Oth Footwear With Outer Sole Of Leather,Not Covering The Ankle	2 342	10 828	330 839	988 632
6403910000	Oth Footwear, Not For Sprts/ Incorp Metaltoe-Cap Protect, Covering T	57 964	132 557	715 784	2 507 030
6403990000	Oth Footwear, Not For Sprts/ Incorp Metaltoe-Cap Protect, Not Coveri	145 060	746 274	3 339 782	18 811 091
6404111000	Sports Footwear With Outer Sole Rubbr/Plstc, With Spike/ Cleat	0	879	0	24 953
6404119000	Sports Footwear Not Fitted With Spikes/ Wrstling/ Weight Lifting/ The l	66 317	534 011	1 209 499	8 651 522
6404190000	Oth Sports Footwear For Oth Purposedwith Outer Soles Of Rubber/P	216 728	2 979 931	2 440 398	16 266 754
6404200000	Oth Footwear With Outer Soles Of Leather/Composition Leather	62	9 911	25 879	231 543
6405100000	Oth Footwear, With Uppers Of Leather/Composition Leather	9	51	86	254
6405200000	Oth Footwear, With Uppers Of Textiles	731	5 684	13 022	114 158
6405900000	Oth Footwear, With Upper Of Ith Leather/Composition Leather/ Textil	78 049	318 815	320 976	1 293 262
6406101000	Uppers & Parts Thereof, Oth Than Stiffeners Of Metal Toe-Caps	37 971	297 772	127 025	1 094 533
6406109000	Uppers & Parts Thereof, Oth Than Stiffeners & Not Fitted With Metal	161 278	1 126 942	2 076 251	14 639 582
6406200000	Parts Of Footwear With Outer Soles & Heels, Of Rubber/Plastics	791 449	4 705 855	7 208 348	40 908 180
6406901000	Parts Of Footwear Of Wood	0	15	0	6 778
6406902100	Oth Parts Of Footwear Of Metal Of Iron/Steel	52 032	147 758	88 543	458 417
6406902910	Oth Parts Of Footwear Of Metal Of Copper	2 602	8 312	24 423	61 202
6406902990	Oth Parts Of Footwear Of Oth Metal, Notiron/Steel/ Copper	170	68 764	1 063	1 054 211
6406903100	Oth Parts Of Footwear Of Rubber/Plasticin-Soles	88 928	529 474	1 414 542	7 903 417
6406903200	Oth Parts Of Footwear Of Rubber/Plasticcomplete-Soles	2 720	35 588	28 130	474 588
6406903900	Oth Parts Of Footwear Of Rubber/Plasticout-Soles	151 705	933 656	1 390 738	10 347 914
6406909100	Oth Parts Of Footwear Of Oth Materialsfor Gaiters/ Leggings/ Same lte	2 029	29 590	18 121	167 940
6406909900	Oth Parts Of Footwear Of Oth Materialsnot For Gaiters/ Leggings/ Sam	264 615	1 713 208	3 572 506	17 218 462
6501000000	Hat-Forms/Bodies,Hood Of Felt,Not Blockshape, Not Brims, Plateoux,	0	1 705	0	3 635
6504000000	Hats&Oth Headgear/ Plaited By Assemblingstrips Of Any Material, Trir	19 609	70 585	74 983	532 541
6505001000	Hats&Oth Headgear Of A Kind Used Forreligious Purposes, Knitted/ Cr	9 247	24 989	46 292	151 508
6505002000	Hats&Oth Headgear, Knitt/ Crochet, Hair-Nets, Knitted/ Crocheted	6 531	36 085	137 544	738 186
6505009000	Oth Hats&Oth Headgear, Not For Hair-Nets/ Religious Purposes, Knitte	23 145	129 567	280 226	1 599 128
6506101000	Protective Helmets For Motorcyclistswhether/ Not Lined/ Trimmed	5 124	43 003	83 341	389 473
6506102000	Industrial Safety & Firefighters Helmets, Excl Steel Helmets Whether/ l	16 043	114 444	129 622	826 077
6506103000	Steel Helmets Safety	0	1 283	0	123 637
6506104000	Water Polo Headgear	0	75	0	587
6506109000	Oth Safety Headgear, Not For Motocyclist/ Industrial/ Firefighters/ Stee	35 513	130 086	208 477	1 058 568
6506910000	Oth Headgear Of Rubber/ Of Plastics	4 397	27 117	28 387	83 368
6506991000	Oth Headgear Of Furskin	2 300	29 072	17 437	245 978
6506999000	Oth Headger Of Oth Materials, Notfurskin	647	25 124	13 201	635 100
6507000000	Head-Band,Lining,Cover,Hat Foundation,Hat Frame,Peak& Chinstrap,F	34 679	122 169	144 271	737 603
6601100000	Garden/ Smilar Umbrellas	78 927	296 248	124 329	434 739
6601910000	Umbrellas & Sun Umbrellas Having Atelesopic Shaft	95 633	408 434	80 761	299 097
6601990000	Umbrellas & Sun Umbrellas Not Having Atelesopic Shaft	563 077	3 307 020	498 296	3 163 605
6602000000	Walking-Sticks, Seat-Sticks, Whips, Riding Crops & The Like.	9 684	55 802	41 316	227 430
6603200000	Umbrella Frames, Including Frames Mounted On Shafts (Sticks)	65 082	255 962	79 947	326 474
6603901000	Parts, Trimmings & Accessories Forarticles Of Heading 6601	41 085	136 441	35 656	160 594
6603902000	Parts, Trimmings & Accessories Forarticles Of Heading 6602	0	14 226	0	31 464
6701000000	Skin&Oth Part Of Bird With Feathr/ Down,Feathr,Part Of Feathr,Down	0	2 510	0	445 798
6702100000	Artificial Flower, Foliage, Fruit, & Parts Thereof Of Plastics	208 026	1 032 093	452 914	2 479 520
6702901000	Artificial Flower, Foliage, Fruit, & Parts Thereof Of Paper	763	1 470	1 984	15 765
6702902000	Artificial Flower, Foliage, Fruit, & Parts Thereof Of Textiles	7 194	23 186	68 177	145 712
6702909000	Artific Flower,Foliage,Fruit&Partsthereof Of Oth Mterials, Not Paper/	146 317	365 824	370 993	1 005 042
6703000000	Human Hair, Dressed, Thinned, Bleached,Othwise Worked For Wigs/ T	51 848	285 971	1 439 462	7 931 083
6704110000	Complete Wigs Of Synthetic Textiles	188	4 602	8 281	87 075
6704190000	False Beards, Eyebrows, Eyelashes,Switches Of Synthetic Textiles	3 742	16 357	31 135	271 378
6704200000	Wigs, False Beards, Eyebrows,Eyelashesof Human Hair	1 515	1 535	11 577	27 153
6704900000	Wigs, False Beards, Eyebrows,Eyelashes,Of Oth Materials	1 602	28 573	3 444	410 914
6801000000	Setts, Curbstones & Flagstones, Of Naturals Stone (Except Slate)	230 904	118 826 263	86 098	1 318 223
6802100000	Tiles, Cubes, Smilar Articles, Square <7 Cm, Artif Colored, Chipping &	1 687	112 403	5 368	25 950

I.3. IMPOR MENURUT KOMODITI / IMPORT BY HS COMMODITY

\*\*\* JUNI/ JUNE 2014 \*\*\*

HS	Uraian Komoditi Commodity Description	Berat Bersih / Net Weight (Kg)		Nilai / Value C.I.F (US\$)	
		Bulan ini Current Month	Kumulatif Cum.Jan. to date	Bulan ini Current Month	Kumulatif Cum.Jan. to date
6802210000	Oth Monumental/ Building Stone Of Marble, Travertine, Alabaster, Smp	2 140 425	11 687 033	978 760	5 312 181
6802230010	Oth Monumental/ Building Stone Of Granitwith Polished Slabs	339 647	4 158 422	63 008	1 535 607
6802230090	Oth Monumental/ Building Stone Of Granitwith Not Polished Slabs	89 518	350 337	39 562	120 615
6802299000	Monumental/ Building Stone Of Oth Stone, Simply Cut/ Sawn With A Fl	52 751	596 475	5 157	35 510
6802911000	Oth Article Monumental/ Building Of marble	1 493 786	9 304 501	543 020	3 665 495
6802919000	Oth Article Monumental/ Building Of travertine & Alabaster	4 309	24 345	12 005	33 820
6802930000	Oth Article Monumental/ Building Of granite	3 295 991	15 535 033	1 276 254	6 448 542
6802990000	Oth Article Monumental/ Building Of oth Stones, Not Marble/ Travertin	171 506	1 381 376	38 746	491 702
6803000000	Worked Slate & Articles Of Slate Or Of agglomerated Slate	128 115	735 774	46 797	234 610
6804100000	Millstones & Grindstones For Milling, Grinding & Pulping	981 335	5 141 689	1 895 326	9 840 919
6804210000	Oth Millstone/ Grindstone For Grinding Of Agglomerated Synt/ Natura	105 639	757 516	803 338	6 846 690
6804220000	Oth Millstone/ Grindstone Of Oth Agglomerabras/ Gramc For Grinding	1 141 395	4 860 915	2 883 106	14 853 679
6804230000	Oth Millstone/ Grindstone Of Naturl Stonefor Grinding Wheel&The Lik	84 426	802 443	230 452	1 270 050
6804300000	Hand Sharpening/ Polishing Stones	206 906	1 653 732	147 346	1 149 123
6805100000	Natural/ Artificial Abrasive Powder/ Grainon A Base Of Woven Textile I	274 946	1 979 023	1 252 837	7 951 932
6805200000	Natural/ Artificial Abrasive Powder/ Grainon A Base Of Paper/ Paperbo	214 125	1 329 534	722 059	4 332 719
6805300010	Natural/ Artificial Abrasive Powder/ Grainon A Base Of Polishing Discs	19 313	150 116	100 971	782 719
6805300090	Natural/ Artificial Abrasive Powder/ Grainon A Base Of Oth Materials, I	100 152	540 553	370 826	1 965 645
6806100000	Slag Wool, Rock Wool & Similar Mineralwools In Bulk/ Sheets/ Rolls	768 364	5 442 953	1 105 814	8 140 732
6806200000	Exfoliated Vermiculite, Expanded Clays, Foamed Slag&Smilar Expand M	69 299	369 944	55 110	412 596
6806900000	Mixture& Article Of Heat/ Sound Insulating Or Sound Absorb Mineral V	921 296	4 135 554	2 133 887	10 520 859
6807100000	Articles Of Asphalt/ Of Similar Materialin Rolls	437 722	4 687 872	383 989	3 630 191
6807909000	Articles Of Asphalt/ Of Similar Materialof Oth Tiles, Not In Rolls	1 691 143	7 981 970	1 430 068	7 577 939
6808001000	Roofing Tiles, Panels, Boards, Blocks & Similar Articles Of Coir Fibres/ St	199 784	887 558	136 192	676 435
6808009000	Chips, Particles, Sawdust Or Oth Waste Of wood, Agglomer With Cemei	207 380	1 994 636	149 186	3 112 000
6809110000	Board, Sheet, Panels, Tiles, Reinforced Withpaper/ Board Only	12 261 817	36 631 093	2 293 782	6 975 324
6809191000	Oth Articles Of Plaster/ Of Compositionsbased On Plaster Of Tiles	0	3	0	15
6809199000	Oth Articles Of Plaster/ Of Compositionsbased On Plaster Of Oth Tiles	750 889	7 263 092	175 710	1 983 024
6809901000	Dental Moulds Of Plaster	0	50	0	333
6809909000	Oth Articles Of Plaster/ Cmpstions Based On Plaster, Not Dental Moul	191	9 152	1 821	57 202
6810110000	Building Blocks & Bricks	3 876	136 918	5 487	90 717
6810191000	Tiles, Reinforced Or Not	54 645	327 284	28 369	163 944
6810199000	Flagstones, Reinforced Or Not	85 585	1 406 354	498 196	3 141 816
6810910010	Concrete Building Piles For Building Orcivil Engineering	14 708 154	77 664 108	2 348 503	11 869 762
6810910090	Oth Prefabricated Structural Componentsfor Building Or Cvil Enginee	122	23 747	71	33 735
6810990000	Oth Prefabricated Structural Components, Reinforced Or Not	66 689	318 613	66 212	484 812
6811401000	Corrugated Sheets Containing Asbestos	19 728	41 010	13 799	22 327
6811402100	Floor Or Wall Tile Containing Asbestos & Plastics	301	2 810	724	4 229
6811402900	Floor Or Wall Tile Containing Othasbestos, Not Plastics	23 702	229 443	3 080	152 932
6811403000	Tubes Or Pipes Containing Asbestos	37	3 831	1 250	43 783
6811404000	Tubes Or Pipes Fittings Containingasbestos	689	967	12 742	21 800
6811409000	Oth Articles Of Asbestos Cement	485	140 062	3 299	65 408
6811810000	Corrugated Sheets Not Containingasbestos	0	113	0	785
6811821000	Floor Or Wall Tile Of Cellulose Fibre-Cement Containing Plastics Only	0	464 435	0	125 427
6811829000	Floor Or Wall Tile Of Cellulose Fibre-Cement, Not Containing Asbestos	2 770 499	14 048 487	714 492	3 749 540
6811891000	Tubes/ Pipes Of Cellulose Fibre-Cement	4	10 554	542	57 363
6811892000	Tubes/ Pipes Fittings Of Cellulose Fibre-Cement	3	377	46	15 164
6811899000	Other Article Of Cellulose Fibre Cement, Not Tubes/ Pipes/ Pipes Fittin	5 762	125 242	9 516	154 737
6812802000	Clothing Of Crocidolite Fibres	90	322	5 530	12 225
6812803000	Paper, Millboard And Felt Of Crocidolitefibres	0	12 906	0	8 133
6812804000	Floor Or Wall Tiles Of Crocidolite	0	19	0	21
6812805000	Cloth Accessories, Footwear& Headgearfabricated Crocidolite Fibres	881	36 452	9 644	202 306
6812809000	Oth Articles Of Crocidolite Fibres	30 384	299 387	190 508	1 723 642
6812919000	Clothing Accessories, Footwear& Headgearof Oth Crocidolite Fibres	8 795	81 573	104 959	861 206
6812920000	Paper, Millboard And Felt Of Othcrocidolite Fibres	5	359	656	10 045
6812930000	Compressed Asbestos Fibre Jointing Of oth Crocidolite Fibres In Sheets	229 191	652 998	213 764	621 334
6812991100	Fabric Asbes Fibres, Oth Crocidolite, Mixwith A Basis Asbes& Mg Carbo	4 771	94 727	10 944	116 380
6812991900	Oth Fabric Asbestos Fibres Not Mix Witha Basis Of Asbestos	10 930	38 767	10 307	35 059
6812992000	Floor/ Wall Tiles Of Fabricated Asbestos(Oth Crocidolite)	0	9 690	0	9 564
6812999000	Oth Fabricat Asbes Fibres Of Oth Croci, Not Fabricate/ Floor/ Wall Tiles	96 509	346 820	99 741	741 325
6813201000	Brake Lining& Pad Of Friction Materialand Articles, Containing Asbesto	58 986	269 277	552 212	2 248 873
6813209000	Oth Thn Brake Lining& Pad Of Frictionmaterial And Article, Containing	26 247	97 500	43 308	263 725
6813810000	Brake Lining& Pad Of Frictionmaterial& Article, Not Containing Asbesto	182 542	978 646	2 209 565	11 905 770
6813890000	Oth Thn Brake Lining& Pad Of Frictionmaterial& Article, Not Containing	147 505	664 657	2 462 279	10 475 827
6814100010	Worked Mica& Article Of Mica, Agglomerated, Sheets, Strips, Simply Cut	14 504	43 804	113 992	471 591
6814100090	Worked Mica& Article Of Mica, Agglomerated, Plates	19 121	86 220	15 623	169 734
6814900010	Worked Mica & Articles Of Mica, In Rolls & Pieces, Simply Cut To Shap	4 679	7 427	79 583	123 958
6814900090	Oths Worked Mica & Articles Of Mica	24	5 611	615	168 375

I.3. IMPOR MENURUT KOMODITI / IMPORT BY HS COMMODITY

\*\*\* JUNI/ JUNE 2014 \*\*\*

H S	Uraian Komoditi Commodity Description	Berat Bersih / Net Weight (Kg)		Nilai / Value C.I.F (US\$)	
		Bulan ini Current Month	Kumulatif Cum.Jan. to date	Bulan ini Current Month	Kumulatif Cum.Jan. to date
6815101000	Yarn/Thread Non-Electrical Articlesgraphite/ Carbon	12 503	88 057	318 917	2 315 282
6815102000	Bricks,Paving Slabs,Floor Tiles,Etc Nonelectrical Articles Graphite/ Cart	28 063	480 288	87 400	531 013
6815109100	Carbon Fibres, Etc Non Electricalarticles Graphite/ Carbon	3 563	36 389	66 894	581 290
6815109900	Oth Non Electrical Articles Graphiteor Carbon	11 677	85 071	133 731	760 429
6815200000	Articles Of Peat	0	5 232	0	16 368
6815910000	Articles Of Stone, Contents Magnesite,Dolomite/ Chromite	116 023	786 206	76 539	488 663
6815990000	Oth Articles Of Stone,Oth Thn Contentmagnesite,Dolomite/ Chromite	81 905	1 092 641	261 509	2 553 150
6901000000	Bricks,Blocks,Tiles & Oth Ceramic Goodsof Sliceous Fossil Meals/ Of S	0	134 447	0	57 728
6902100000	Goods Of Sliceous Cont By Weight,Sngly/ Together Mg,Ca,Cr > 50%	3 416 961	22 225 336	3 993 436	25 366 551
6902200000	Goods Of Sliceous Cont By Weight,Snglyor Together Alumina,Silika,C	5 203 537	26 498 778	5 249 003	25 835 689
6902900000	Goods Of Sliceous Cont By Weight,Of Oth Metals Compound	91 564	2 282 384	162 784	1 643 748
6903100000	Oth Refractory Ceramic Goods Cont Byweight,Graphite/ Carbon,Or A I	20 445	67 785	124 354	598 533
6903200000	Oth Refractory Ceramic Goods Cont Byweight,Alumina/ Slika, Or A Mi	308 215	1 623 135	942 292	4 170 168
6903900000	Oth Refractory Ceramic Goods Cont Byweight, Oth Metal Compound :	742 337	3 547 743	1 684 229	9 328 349
6904100000	Ceramics Building Bricks	0	251	0	547
6904900000	Flooring Blocks, Support/ Filler Tiles & The Like	0	709	0	4 805
6905100000	Roofing Tiles Of Ceramic	690 580	1 298 828	145 841	415 953
6905900000	Chimney-Pot,Cowl,Chimney Liner,Architect Ornament&Oth Ceramic C	0	389 381	0	2 473 798
6906000000	Ceramic Pipes, Conduits, Guttering,Pipe Fittings	0	125	0	360
6907101000	Paving,Hearth/Wall Tiles,Rectangle,Circle<7Cm,Unglazed	1 456	1 456	468	468
6907109000	Oth Thn Paving,Hearth/Wall Tiles,Rectangle,Circle<7Cm,Unglazed	0	46 000	0	4 458
6907901000	Paving,Hearth/Wall Tiles,Rectangle,Circle>7Cm,Unglazed	54 587 119	319 323 536	12 233 375	74 025 559
6907902000	Lining Tiles Of A Kind Used For Grindingmills,Rectang,Circle>7Cm, Ung	0	6 960	0	5 570
6907909000	Oth Thn Tile,Cube& Similar Article,Whether/ Not Rectang,Circle<7Cm,l	204 864	1 516 668	55 093	375 575
6908101000	Paving,Hearth/Wall Tiles,Rectangle,Circle<7Cm,Glazed	1 057 234	2 650 328	332 167	844 647
6908109000	Oth Thn Paving,Hearth/Wall Tiles,Rectangle,Circle<7Cm,Glazed	0	21 687	0	18 564
6908901100	Paving,Hearth/Wall Tiles Of Plain Tiles,Rectangle,Circle>7Cm,Glazed	0	738 233	0	273 866
6908901900	Oth Thn Paving,Hearth/Wall Tiles Of Plain Tiles,Rectangle,Circle>7Cm,Gl	0	10 110	0	38 760
6908909100	Paving,Hearth/Wall Tile Of Oththn Plain Tile,Rectang,Crcle>7Cm,Glaz	8 147 262	44 321 784	2 173 099	12 073 080
6908909900	Oth Thn Paving,Hearth/Wall Tile Of Oththn Plain Tile,Rectang,Crcle>7	75 715	633 378	24 738	209 356
6909110000	Ceramic Of Porcelain Or China Forlaboratory,Chemical Or Oth Tech	8 046	398 008	17 232	551 225
6909120000	Artcle Having A Hardnss=>9 Mohsfor Laboratory,Chemical Or Oth Tec	552 514	4 699 105	814 367	4 636 657
6909190000	Oth Ceramic Wares For Laboratory,Chemical/ Oth Technical Uses	331 200	828 513	550 926	1 545 835
6909900000	Oth Thn Ceramic Wares For Laboratory,Chemical/ Oth Technical Uses	9 491	307 564	38 235	421 481
6910100000	Ceramic Sinks, Wash Basins,Wash Basin Of Porcelain/ China	910 166	5 085 073	1 399 159	5 476 024
6910900000	Ceramic Sinks, Wash Basins,Wash Basin Of Oth Thn Porcelain/ China	228 814	1 292 809	343 765	1 653 005
6911100000	Tableware & Kitchenwareof Porcelain/ China	1 459 289	7 182 964	280 395	2 109 990
6911900000	Oth Household, Toilet Articlesof Porcelain/ China	3 300	5 785	26 499	34 477
6912000000	Tableware & Kitchenware, Oth Householdtoilet Art, Oth Than Porcela	541	13 378	4 446	92 187
6913101000	Ornamental Cigarette Box & Ashtrayof Porcelain Or China	0	49	0	3 749
6913109000	Oth Thn Ornamental Cigarette Box& Ashtrayof Porcelain Or China	127 790	483 332	171 954	949 862
6913901000	Ornamental Cigarette Box & Ashtrayof Oth Thn Porcelain Or China	0	2 632	0	6 483
6913909000	Oth Thn Ornamental Cigarette Box& Ashtrayof Oth Thn Porcelain Or C	2 033	76 828	12 629	240 917
6914100000	Oth Ceramic Articles Ofporcelain/ China	4 729	69 434	5 338	82 837
6914900000	Oth Ceramic Articles Of Oth Thanporcelain/ China	7 061	789 496	160 762	1 413 386
7001000000	Quilet & Oth Waste & Scrap Ofglass; Glass In The Mass	3 416 365	23 275 710	312 411	1 988 749
7002100000	Glass In Balls	961	117 243	2 066	122 145
7002200000	Glass In Rods	1 059	3 273	885	6 433
7002311000	Fused Quartz/ Oth Fused Silica Forvacuum Tubes	287	1 576	16 257	248 256
7002319010	Fused Quartz/ Oth Fused Silica For Vialor Ampoules Industry	271 487	2 815 370	552 129	5 803 844
7002319090	Glass In Ball,Tube Of Fused Quartz/ Othfuse Silca,Oth Thn Boro Sliet G	6 023	64 830	194 814	2 157 446
7002321000	Glass In Tubes,Linear Coef<=5X10(-6)Kelvin In Temp.(0-300 C) For Va	0	131	0	6 125
7002322000	Oth Glass In Tubes,Linear Coef<=5X10(-6)With 3Mm<=Diameter<22M	1 778	50 009	49 612	246 196
7002329000	Oth Glass In Tubes,Linear Coef<=5X10(-6)Kelvin In Temp.(0-300 C)	11 124	202 156	42 076	512 429
7002392000	Oth Transparent Neutral Glass For Enamelglass,With 3Mm<=Diamete	973	1 548	20 809	37 628
7002399000	Oth Glass Having Linear Coeff. 0-300Coth Thn Vacum& Boro Sliet Glas	4 639	86 802	189 065	420 374
7003122000	Non Wired Sheets,In Squares/ Rectangularshape Incl.1,2,3,4 Corners C	0	88 128	0	22 456
7003129000	Oth Non-Wired Sheets Colored Glass	89	239 848	22 992	208 650
7003199000	Oth Non-Wired Sheets Not Coloredglass	1 112 257	6 863 815	596 841	3 127 498
7003200000	Cast Glass And Rolled Glass,Wired Sheets	0	1	0	7
7003300000	Cast Glass And Rolled Glass, Profiles	0	219	0	900
7004209000	Optical Drawn, Blown Glass, Opticallyworked,Flashed,Opacified, Abso	4 728	38 444	153 841	543 755
7004909000	Oth Optical Drawn,Blown Glass,Opticallyworked,Flashed,Opacified, Al	758 637	2 841 297	242 658	923 211
7005109000	Oth Non-Wired Glass,Absorbentreflecting/ Non-Reflecting Layer	168 997	1 904 309	102 606	1 371 426
7005211000	Oth Non-Wired Glass, Colored, Opacifiedoptical Glass, Not Optically V	0	2 398	0	10 771
7005219000	Oth Non-Wired Glass, Colored, Opticallyworked, Flashed, Opacified	635 398	2 734 126	329 022	1 338 477
7005299000	Oth Non-Wired Glass, Not Colored,Optically Worked	975 626	4 739 028	263 829	1 507 927
7005300000	Float Glas& Surface Ground/ Polish Glas,Wired Glass	19 290	19 296	41 496	41 669

I.3. IMPOR MENURUT KOMODITI / IMPORT BY HS COMMODITY

\*\*\* JUNI/ JUNE 2014 \*\*\*

HS	Uraian Komoditi Commodity Description	Berat Bersih / Net Weight (Kg)		Nilai / Value C.I.F (US\$)	
		Bulan ini Current Month	Kumulatif Cum.Jan. to date	Bulan ini Current Month	Kumulatif Cum.Jan. to date
7006001000	Optical Glass, Not Optically Worked,For Glass Of Heading 70,03,70.04	0	6	0	349
7006009000	Optical Glass, Optically Workedfor Glass Of Heading 70,03,70.04,70.0	12 894	347 704	32 622	399 133
7007111000	Toughened (Tempered) Safety Glassuitable For Vehicles Of Chapter 8	25 923	254 012	162 773	1 323 155
7007112000	Toughened (Tempered) Safty Glas Suitabl For Aircraft,Spacecraft Of C	11	11	50	50
7007114000	Toughened (Tempered) Safety Glassuitable For Ship,Boat,Floating Cf	2 010	16 513	6 466	27 196
7007191000	Toughened (Tempered) Safety Glassuitable For Machine Of Head 84.	1 675	37 041	15 146	180 874
7007199000	Toughened (Tempered) Safety Glassuitable For Oth Machinery	1 068 096	3 790 493	884 120	3 603 610
7007211000	Laminated Safety Glass Suitable Forvehicles Of Chapter 87	48 581	394 294	245 915	1 551 347
7007214000	Laminated Safety Glass Suitable Forships,Boats,Floating Struct, Chapt	2	802	35	8 519
7007291000	Laminated Safety Glass Suitable Formachine Of Head 84.29/ 84.30	2 656	3 858	20 864	39 256
7007299000	Laminated Safety Glass Suitable Foroth Machinery	238 259	392 516	174 091	442 068
7008000000	Multiple-Walled Insulating Unitsof Glass.	588 412	3 186 854	677 918	3 899 788
7009100000	Rear-View Mirrors For Vehicles	305 174	1 536 079	2 649 231	13 922 290
7009910000	Glass Mirros, Unframed	1 718 299	7 288 547	1 143 541	5 339 196
7009920000	Glass Mirros, Framed	152 192	704 399	359 158	1 806 908
7010100000	Ampoules Of Glass	23 858	107 230	62 965	524 938
7010200000	Stoppers, Lids & Oth Closures Of Glass	1 316	34 855	7 907	71 057
7010901000	Carboys & Demijohn	72 788	563 929	223 700	1 526 843
7010904000	Bottles& Vials For Antibiotics,Serums,Oth Injectables,Intravenous Infu	3 485 548	15 211 162	2 313 413	11 290 529
7010909000	Oth Bottles For Intravenousfluids Of Glass	10 344 812	46 294 845	5 440 926	26 323 152
7011101000	Stem For Electric Lighting	102	1 842	161	5 131
7011109000	Glass Envelops For Electric Lightingoth Than Stem	207 070	1 484 055	796 416	3 935 806
7011200010	Television Tubes, Cathode-Ray Tubes	4 418 778	25 336 559	3 930 492	21 858 907
7011200090	Cathode-Ray Tubes, Oth Than Television	0	89 294	0	435 657
7011900000	Oth Glass Envelopes, Bulbs,Tubes,Open,Glass Parts Thereof,Without I	23 436	107 188	35 444	167 975
7013100000	Glassware Of A Kind Used For Table,Kitchen, Toilet, Office Of Glass-Ce	85 436	324 081	275 010	1 120 312
7013220000	Stemware Drinking Glasses,Oth Thn Glassceramics, Of Lead Crystal	634	3 611	37 413	135 008
7013280000	Stemware Drinking Glasses,Neither Glass-Ceramics Nor Lead Crystal	65 292	425 832	134 401	681 394
7013330000	Other Drinking Glasses, Of Lead Crystal	0	74	0	2 415
7013370000	Other Drinking Glasses, Neitherglass-Ceramics Nor Lead Crystal	287 647	1 753 776	507 316	2 719 163
7013410000	Glassware For Table (Not Drinking Glass)Kitchen Purpose,Of Lead Cry	0	1 089	0	1 106
7013420000	Glassware For Table (Not Drinking Glass)Ktchn,Linear Coef<5X10-6/Kc	0	547 364	0	1 486 723
7013490000	Oth Glassware For Table(Not Drink Glass)Kitchen Purposes, Not Cerar	496 232	3 760 383	737 102	4 457 754
7013910000	Other Glassware Of Lead Crystal	0	1 525	0	5 131
7013990000	Other Glassware Of Not Lead Crystal	1 792 682	8 500 002	1 700 321	8 663 459
7014001000	Signalling Glassware&Optical Element Formotor Vehicles,Not Thse Of	103	32 588	2 720	378 123
7014009000	Other Signalling Glassware & Opticalelements Of Glass, Not Optically	2 120	8 669	14 505	269 614
7015100000	Glasses For Corrective Spectacles	6 209	29 712	98 055	806 863
7015901000	Clock Or Watch Glasses	0	788 222	0	184 282
7015909000	Glasses For Non-Corrective Spectacles;Hollow Glass Spheres & Their S	4 846	47 607	14 606	131 682
7016100000	Glass Cubes&Oth Glass Smallwares,For Mosaics Or Decorative Purpos	88 307	457 374	182 870	775 346
7016900000	Oth Articles Of Moulded Glass; Leadedlights; Multicellular & Smlr For	785 575	3 015 774	725 451	2 739 058
7017101000	Quartz Reactor Tubes And Holders Glass,For Production Of Semicond	2 860	71 029	52 432	497 346
7017109000	Laboratory Or Pharmaceutical Glassof Fused Quartz Or Oth Fused Slic	22 756	109 893	419 219	1 843 928
7017200000	Laboratory, Hygienic/ Pharmaceuticalwith Coef< 5X10-6/ Kelvin, 0 - 30	19 815	153 854	164 828	1 144 751
7017900000	Laboratory,Hygienic/ Pharmaceuticalglassware,Nor Fused Quartz/ Fus	1 092	43 366	46 397	432 194
7018100010	Glass Beads	295 967	1 466 123	508 149	2 217 001
7018100020	Imitation Pearls	260	4 025	6 414	55 348
7018100090	Imitation Precious & Glass Smallwares	61 693	416 394	88 509	649 408
7018200000	Glass Microspheres <=1 Mm In Diameter	215 735	567 156	94 925	410 486
7018900000	Glass Eyes, Not Prsthtc Artcls, Ornamntof Lamp-Worked Glass,Not Im	33 106	360 210	134 983	934 062
7019110000	Chopped Strands,Of A Length <= 50 Mm	255 124	1 232 489	370 943	1 822 502
7019120000	Rovings Of Glass Fibres	633 519	4 098 098	518 530	3 213 824
7019191000	Yarn Of Glass Fibres	2 893	22 421	33 225	242 917
7019199000	Siver Of Glass Fibres	64 033	693 098	152 514	1 480 424
7019310000	Mats Of Glass Fibres	741 196	4 503 739	1 153 701	6 748 412
7019320000	Thin Sheets (Voiles) Of Glass Fibres	13 473	238 118	112 603	482 867
7019391000	Asphalt/ Coal-Tar Impregnatdglass-Fibre Outerwrap For Pipelines	51 525	232 792	150 280	540 822
7019399000	Mattresses,Boards And Similarnonwoven Products Of Glass Fibres	286 015	3 060 219	569 789	5 615 202
7019400000	Woven Fabrics Of Glass Fibres Rovings	160 646	2 016 662	172 815	2 194 734
7019510000	Oth Woven Fabric,Of A Width <= 30 Cm	2 388	6 571	30 785	80 023
7019520000	Oth Woven Fabric,Of A Width>30Cmplain Weave,Wght<250G/ M2 Of	605	20 735	12 801	137 698
7019590000	Oth Woven Fabric,Of A Width > 30 Cm	55 265	232 521	161 472	937 156
7019901000	Glass Fibres	32 165	246 498	147 464	906 642
7019909000	Other Articles Of Glass Fibres	217 225	1 545 161	649 567	4 042 980
7020001100	Glass Moulds For The Manufactureof Acrylic Goods	12	147 668	2 178	290 519
7020001900	Glass Moulds For Other Purposes	321 687	1 590 069	202 434	1 375 835
7020002000	Quartz Reactor Tubes & Holders Designedfor Production Of Semiconc	0	249	0	4 205



**I.3. IMPOR MENURUT KOMODITI / IMPORT BY HS COMMODITY**  
**\*\*\* JUNI/ JUNE 2014 \*\*\***

H S	Uraian Komoditi Commodity Description	Berat Bersih / Net Weight (Kg)		Nilai / Value C.I.F (US\$)	
		Bulan ini Current Month	Kumulatif Cum.Jan. to date	Bulan ini Current Month	Kumulatif Cum.Jan. to date
7020003000	Glass Inner For Vacuum Flasks/Othvacuum Vessels	366 817	1 809 634	662 721	2 627 426
7020004000	Evacuated Tubes For Solar Energycollectors	0	5 163	0	17 243
7020009900	Other Articles Of Glass.	178 688	1 226 617	287 054	2 698 212
7101100000	Natural Pearls	0	20	0	114
7101220010	Cultured Pearls,Fresh Water,Worked	4	14	1 486	8 586
7102390000	Diamonds, Worked, Not Mountedor Set, Non-Industrial	0	6	0	1 178 233
7103990000	Oth Rubies, Sapphires & Emeralds, Worked	0	11	0	229
7104101000	Piezo-Electric Quartz,Precious Orsemiprecious Stones,Unworked	0	1	0	834
7104102000	Piezo-Electric Quartz,Precious Orsemiprecious Stones,Worked	491	7 642	43 000	251 039
7104200000	Other Synthetic Precious Stones,Unworked Or Simply Sawn Or Roughl	32	171	2 651	29 863
7104900000	Other Synthetic Precious/Semi Stones,Worked,Roughly Shapped	505	11 564	37 642	196 892
7105100000	Dust And Powder Of Diamonds	296	1 629	98 861	411 216
7105900000	Dust & Powder Of Other Natural Orsynthetic Precious/ Semi Precious :	2	217	2 021	24 608
7106100000	Silver Powder	816	11 536	22 669	189 430
7106910000	Silver, Unwrought	620	19 204	442 534	3 704 269
7106920000	Silver, Semi-Manufactured	13 867	89 871	886 210	5 416 898
7107000000	Base Metals Clad With Silver,Not Further	337	33 570	223 901	1 108 954
7108120010	Gold In Lumps, Ingots Or Cast Bars	0	53	0	1 231 337
7108120090	Gold,Not In Lumps, Ingots Or Cast Bars,Oth Unwrought Forms	185	3 820	1 250 846	7 609 066
7108130000	Gold,Non Monetary,Othsemi-Manufactured Form	99	436	433 274	1 881 597
7108200000	Monetary Gold	0	69	0	549
7109000000	Base Metals/ Silver,Clad With Gold Notfurther Worked Than Semi-Ma	10	136	84 420	1 141 261
7110110010	Platinum, In Lumps, Ingots, Cast Bars,Powder Or Sponge,Unwrought	1 336	2 722	4 954	13 602
7110110090	Platinum In Oth Form, Unwrought	13	14	18 065	18 071
7110190000	Platinum, Wrought	0	342	0	3 132
7110210020	Palladum In Lump,Ingots,Cast Bars,Powderor Sponge,Unwrought	15 496	16 349	67 368	75 278
7110290000	Palladum, Wrought	135	135	100	100
7110310010	Rhodium In Lumps, Ingots,Cast Bars,Powder Or Sponge,Unwrought	0	5 374	0	11 414
7110310090	Rhodium, Unwrouht, In Other Form	446	1 395	3 826	7 306
7110390000	Rhodium, Wrought	0	1	0	11
7110410010	Iridium, Osmium & Ruthenium In Lumpsingots,Cast Bars,Powder/ Spo	18	18	312	312
7110410090	Iridium, Osmium And Ruthenium, Inother Forms, Unwrought	3 536	12 293	42 359	141 286
7111001000	Silver Or Gold, Clad With Platinumsemi-Manufactured	0	0	0	0
7112999000	Waste & Scrap Of Oth Precious Metal	0	1	0	22
7113111000	Parts Of Jewellery Of Silver	42	755	64 087	1 128 540
7113119000	Jewellery Of Silver	51	1 971	99 464	1 052 304
7113191000	Parts Of Jewellery Of Other Precious Met	9	392	31 552	233 114
7113199000	Jewellery Of Other Precious Metal	3	8 900	1 910	501 967
7113209000	Jewellery Of Base Metal, Clad Withprecious Metal	0	950	0	17 114
7114110000	Articles Of Silversmiths Wares Of Silverwhether Or Not Plated Or Clad	114	511	3 753	186 129
7114190000	Articles Of Goldsmiths Wares Ofoth Precious Metal,	0	7	0	36 854
7114200000	Articles Of Gold& Silversmiths Waresof Base Metals, Clad With Preciou	25	195	39 303	349 277
7115100000	Catalysts Of Platinum, In The Form Ofwire Cloth Or Grill	0	1 223	0	467 590
7115901000	Other Articles Of Golds Or Silver	21 952	135 158	919 345	5 571 171
7115902000	Other Articles Of Metal Clad Withgold Or Silver	0	87	0	29 334
7115909000	Oth Articles Of Precious Metal/ Of Metalclad With Precious Metal	0	153	0	16 789
7116200000	Articles Of Precious/ Semi-Preciousstones(Natural/ Synthetic/ Reconstr	1 368	2 297	168 700	476 862
7117111000	Parts Cuff-Links And Studs, Of Basemetal, Whether Or Not Plated	2	960	534	7 547
7117119000	Cuff-Links And Studs Of Base Metalwhether/ Not Plated With Precious	1 626	21 205	40 388	615 034
7117191000	Bangles Of Base Metal, Whether Or Notplated With Precious Metal	78	2 541	4 018	41 604
7117192000	Other Imitation Jewellery Of Base Metalwhether Or Not Plated W/ Pr	120 898	496 723	394 894	2 038 363
7117199000	Parts Of Oth Imitation Jewellery Of Basemetal,Whether/ Not Plated W	20 644	88 167	482 146	2 490 669
7117901100	Bangles,Wholly Of Plastic Or Glass	3	18 631	5 364	37 363
7117901300	Bangles,Wholly Of Porcelain Or China	0	5	0	560
7117901900	Other Bangles	5 372	17 854	23 138	75 421
7117902100	Other Imitation Jewellerywholly Of Plastics Or Glass	51 972	106 144	78 319	181 650
7117902300	Oth Imitatn Jwllry Of Porcelainor China	0	280	0	4 844
7117902900	Other Imitation Jewellery	95 921	466 568	321 617	1 124 003
7117909100	Parts Of Imitation Jewellerywholly Of Plastics Or Glass	0	1 662	0	35 256
7117909200	Part Of Imitat Jwllry Of Wood,Bone,Trtoisshel,Ivory,Horn,Coral,Pearl,v	0	5	0	574
7117909300	Part Of Imitation Jwllry Of Porcelainor China	0	52	0	2 097
7117909900	Oth Part Of Imitation Jwllry	8 748	28 988	168 750	499 370
7118109000	Oth Coin (Not Gold Coin), Not Beinglegal Tender	0	56	0	33
7118909000	Oth Coin (Oth Than Gold/Silver Coin)	0	0	0	0
7201100000	Non-Alloy Pig Iron Cont. By Weight0.5% Or Less Of Phosphorus	1 073 850	7 887 450	615 258	4 260 019
7201200000	Non-Alloy Pig Iron Cont. By Weightmore Than 0.5% Of Phosphorus	0	96 011	0	110 788
7201500000	Alloy Pig Iron; Spiegeleisen	12 952	14 576	53 526	90 377
7202110000	Ferro-Manganese, Cont. Byweight More Than 2% Of Carbon	1 920 083	7 638 173	1 925 670	7 111 310

I.3. IMPOR MENURUT KOMODITI / IMPORT BY HS COMMODITY

\*\*\* JUNI/ JUNE 2014 \*\*\*

HS	Uraian Komoditi Commodity Description	Berat Bersih / Net Weight (Kg)		Nilai / Value C.I.F (US\$)	
		Bulan ini Current Month	Kumulatif Cum.Jan. to date	Bulan ini Current Month	Kumulatif Cum.Jan. to date
7202190000	Ferro-Manganese, Cont. Byweight <= Than 2% Of Carbon	1 812 536	8 257 401	2 702 817	9 834 150
7202210000	Ferro-Silicon, Cont. Byweight More Than 55% Of Silicon	591 481	8 116 065	856 011	10 506 249
7202290000	Ferro-Silicon, Cont. Byweight <= Than 55% Of Silicon	122 642	1 330 545	261 371	3 129 765
7202300000	Ferro-Silico-Manganese	1 353 285	6 406 293	1 679 475	7 577 132
7202410000	Ferro-Chromium, Cont. Byweight More Than 4% Of Carbon	62 931	1 027 799	102 893	1 877 392
7202490000	Ferro-Chromium, Cont. Byweight <= Than 4% Of Carbon	276 700	1 860 197	208 088	1 137 580
7202600000	Ferro-Nickel	0	194	0	16 899
7202700000	Ferro-Molybdenum	7 672	110 753	93 995	1 436 460
7202800000	Ferro-Tungsten & Ferro-Silico-Tungsten	0	122	0	4 261
7202910000	Ferro-Titanium And Ferro-Silico-Titanium	0	64 001	0	298 891
7202920000	Ferro-Vanadium	40 500	133 233	819 578	2 406 192
7202930000	Ferro-Niobium	0	43 221	0	1 096 677
7202990000	Other Ferro-Alloys	238 616	1 307 825	598 743	3 730 228
7203100000	Ferrous Products Obtained By Directreduction Of Iron Ore	2 562 960	24 416 178	1 009 013	9 564 516
7203900000	Other Ferrous Products	5 591	22 672	29 501	69 084
7204100000	Waste And Scrap Of Cast Iron	2 317 102	5 856 832	883 762	2 302 347
7204210000	Waste And Scrap Of Stainless Steel	24	24	264	264
7204290000	Waste And Scrap Of Oth Alloy Steel	195 408	1 985 289	536 820	1 296 839
7204300000	Waste & Scrap Of Tinned Iron Or Steel	2 929 042	24 032 027	868 869	6 859 116
7204410000	Turnings,Shavings,Chips,Milling Waste,Sawdust,Filings,Trimmings & S	57 493 167	65 684 759	22 485 131	25 676 627
7204490000	Other Ferrous Waste And Scrap :	159 083 664	1 028 583 995	61 361 233	399 389 437
7204500000	Remelting Scrap Ingots	20 540	20 540	6 768	6 768
7205100000	Granules Of Pig Iron, Spiegeleison,Iron Or Steel	1 113 706	4 202 633	1 189 350	4 327 383
7205210000	Powder Of Alloy Steel	166 140	790 349	431 082	2 589 646
7205290000	Powder Of Pig Iron, Spiegeleison,Iron Or Steel (Oth Than Alloy Steel)	483 793	3 560 639	857 538	5 305 909
7206101000	Iron&Non-Alloy In Ingots Containing Byweight>0.6% Of Carbon,Excl H	0	0	0	0
7206109000	Iron&Non-Alloy In Ingots Containing Byweight<=0.6% Of Carbon,Excl I	257 029	2 078 211	492 832	3 298 641
7206900000	Iron And Non-Alloy In Primary Formother Than Ingots	36 493	330 863	78 741	641 820
7207110000	Semi-Finished Iron/Non-Alloycont. < 0,25% Carbon ,Rectnglr,Square	48 798 699	191 525 865	25 690 562	102 944 086
7207121000	Sabs Of Iron/Non Alloy, Cont.< 0,25%Of Carbon, Other Than Square	213 682 917	1 216 304 522	117 535 934	645 235 116
7207129000	Oth Semi-Finished Iron/Non-Alloycont.< 0,25% Carbon ,Rectnglr,Not t	662 740	2 510 817	801 589	3 485 204
7207190000	Oth Semi-Finished Iron/Non-Alloycont.< 0,25% Of Carbon	5 152 027	35 847 267	3 639 973	22 320 951
7207201000	Sabs Of Iron/Non Alloy,Cont.Byweight > 0.6% Of Carbon	2 631	19 295 141	3 949	9 940 589
7207202100	Oth Semi-Finished Iron/Non-Alloy Contby Weight>0,6% Of Carbon,Ro	61 579	508 174	212 514	1 606 332
7207202900	Oth Semi-Finished Iron/Non-Alloy Cont.By Weight > 0,6% Of Carbon	55 404 120	106 566 468	28 437 576	66 133 111
7207209200	Oth Semi-Finished Iron/Non-Alloy Cont.Bywght 0,25%<=Carbon<=0,6	58 885	96 692	110 617	180 987
7207209900	Oth Semi-Finished Iron/Non-Alloy Cont.Byweight 0,25%<=Carbon<=0,	35 297 110	181 860 408	18 409 873	99 238 052
7208100000	Flat-Rolled Iron/Nas,Relief,Hot Rolledwidth > 600 Mm	2 133 015	2 331 490	1 332 473	1 729 109
7208250000	Flat-Rolled Iron/Nas,Pickled,Hot Rolledwdth>600 Mm,Thick>=4.75Mn	6 240 332	23 949 800	4 787 218	18 289 099
7208260000	Flat-Rolled Iron/Nas,Hot Rollpickled,Width>600Mm,3 Mm<Thick<4.7	14 505 575	74 756 995	10 907 033	56 355 816
7208271000	Flat-Rolled Iron/Nas,Pickled,Hot Rolledwidth>600Mm,Of A Thick<2 M	8 738 161	45 281 559	6 559 138	34 397 086
7208279000	Flat-Rolled Iron/Nas,Pickled,Hot Rolledwidth>600Mm,Of A 2Mm<Thic	20 513 268	87 243 212	15 175 093	65 163 448
7208360000	Flat-Rolled Iron/Nas,Hot Rolledwidth>600 Mm, Thick>10 Mm	240 113	11 601 677	157 839	7 279 203
7208370000	Flat-Rolled Iron/Nas,Hot Rolledwidth >600 Mm, Of A 4,75< Thick< 10f	10 831 947	55 154 493	7 343 757	36 738 863
7208380000	Flat-Rolled Iron/Nas,Hot Rolledwidth >600 Mm, Of A 3< Thick< 4,75 N	14 477 818	68 605 152	8 697 462	41 238 258
7208390000	Flat-Rolled Iron/Nas,Hot Rolledwidth >600 Mm, Thick< 3 Mm	54 455 532	295 663 090	32 718 289	175 790 317
7208400000	Flat-Rolled Iron/Nas,Not In Coilsrelief,Hot Rolled	941 453	6 532 694	582 583	4 157 361
7208510000	Flat-Rolled Iron/Nas,Width>600 Mm,Of A Thickness>10 Mm,Hot Rolle	7 293 975	109 429 722	5 556 041	77 588 793
7208520000	Flat-Rolled Iron/Nas, Width >600 Mm,4,75 < Thickness < 10 Mm,Hot I	7 828 078	70 361 845	6 109 975	51 207 159
7208530000	Flat-Rolled Iron/Nas, Width >600 Mm,3 < Thickness < 4,75 Mm,Hot Rk	134 152	410 523	117 706	384 364
7208540000	Flat-Rolled Iron/Nas,Hot Rolledwidth >600 Mm, Thickness < 3 Mm	76 716	639 940	90 015	624 727
7208900000	Other Flat-Rolled Iron/ Nas	2 699 611	14 993 898	1 873 847	12 418 387
7209150000	Flat-Rolled In Coils,Cold-Rolledwidth>600Mm,Thickness>3 Mm	962 970	4 010 257	787 188	3 312 155
7209160010	Flat-Roll,In Coils,Pickled/Not,Cold-Roll1<Thick<3Mm,600<Width<125f	1 701 307	22 176 470	1 349 626	20 839 862
7209160090	Flat-Roll,In Coils,Pickled/Not,Cold-Roll1<Thick<3Mm,Width>1250 Mm	15 810 571	82 614 154	12 698 180	67 177 900
7209170010	Flat-Roll,In Coils,Pickled/Not,Cold-Roll0.5<Thick<1Mm,600<Width<12	9 231 608	63 170 472	6 738 276	50 124 206
7209170090	Flat-Roll,In Coils,Pickled/Not,Cold-Roll0.5<Thick<1Mm,Width>1250 M	22 800 994	129 619 873	18 523 026	105 967 451
7209181000	Tin-Mill Blackplate (Tmbp),Cold-Rollof A Thickness < 0.5 Mm	5 475 797	68 828 155	4 724 317	57 057 159
7209189100	Flat-Roll,In Coils,Pickled/Not,Cold-Rollthick<0.17Mm,Cont Wght<0.6%	0	162	0	41 471
7209189900	Flat-Roll,In Coils,Pickled/Not,Cold-Roll0.5Mm<Thick<0.17Mm,Cont W	17 292 257	108 133 904	11 940 590	77 344 529
7209250000	Flat Of Iron/Non-Alloy, Not Incoil Cold Rolled, Of A Thickness >= 3 Mm	3 061	97 407	3 223	124 691
7209260010	Flat Of Iron/Non-Alloy, Not Coil,Coldrolled,1Mm<Thickness<3Mm,Wi	1 083	1 083	3 139	3 139
7209260090	Flat Of Iron/Non-Alloy, Not Coil,Coldrolled,1 Mm<Thickness<3Mm,Wi	0	1 198	0	2 287
7209270010	Flat Of Iron/Non-Alloy,Not Coil,Coldrolled,0.5Mm=<Thicknes<1Mm,W	0	141 356	0	75 357
7209270090	Oth Flat Of Iron/Non-Alloy,Not In Coil,Cold Rolled,0.5Mm =< Thicknes	3 636	17 249	7 587	41 254
7209901000	Flat Of Iron/Non-Alloy, Cold-Rolled,Corrugated Form	114 599	756 696	242 875	1 780 002
7209909000	Flat Of Iron/Non-Alloy, Cold-Rolled,Other Than Corrugated Form	169 001	172 034	200 423	213 791
7210111000	Flat-Rolled Of Iron/Nas,Carbon>=0.6%,Plated Or Coated With Tin,Thic	158 127	410 353	190 872	572 064

I.3. IMPOR MENURUT KOMODITI / IMPORT BY HS COMMODITY

\*\*\* JUNI/ JUNE 2014 \*\*\*

HS	Uraian Komoditi Commodity Description	Berat Bersih / Net Weight (Kg)		Nilai / Value C.I.F (US\$)	
		Bulan ini Current Month	Kumulatif Cum.Jan. to date	Bulan ini Current Month	Kumulatif Cum.Jan. to date
7210119000	Flat-Rolled Of Iron/ Nas,Carbon< 0.6%,Plated Or Coated With Tin,Thic	246 079	11 515 752	591 997	14 483 257
7210121000	Flat-Rolled Of Iron/ Nas,Carbon>=0.6%,Plated Or Coated With Tin,Thic	1 979 096	14 517 372	2 359 726	16 882 526
7210129000	Flat-Rolled Of Iron/ Nas,Carbon<0.6%,Plated Or Coated With Tin,Thick	8 952 175	52 202 492	9 437 001	56 302 784
7210201000	Flat-Rolled Of Iron/ Nas,Carbon>=0.6%Plated Or Coated With Lead, Th	160 210	572 560	218 610	819 843
7210209000	Flat-Rolled Of Iron/ Nas,Carbon>=0.6%Plated Or Coated With Lead, Th	237 023	2 435 453	478 408	4 301 028
7210301100	Flat-Rolled Of Iron/ Nas,Carbon<0.6%Plated With Electrolitically,Thick<	7 490 597	36 999 897	6 396 598	33 558 357
7210301200	Flat-Rolled Of Iron/ Nas,Carbon<0.6%Platedwith Electrolitically,1.5Mm>	197 626	1 420 579	186 481	1 346 050
7210301900	Flat-Rolled Of Iron/ Nas,Carbon<0.6%Platedwith Electrolitically,1.5Mm<	759 299	3 773 371	611 599	3 344 709
7210309100	Flat-Roll Of Iron/ Nas,Carbon>=0.6%Platedwith Electrolitically,1.2Mm>=	1 757	90 135	1 267	119 348
7210309900	Flat-Roll Of Iron/ Nas,Carbon>=0.6%Platedwith Electrolitically,1.2Mm<T	967 830	3 897 990	556 624	2 751 514
7210411100	Flat-Rolled,Iron/ Nas,Othws Plated Zinccorrugated,Thick<=1.2Mm,Wgl	130 000	152 014	65 000	108 657
7210411900	Flat-Rolled,Iron/ Nas,Othws Plated Zinccorrugated,1.5Mm<Thick,Wgh	0	223	0	275
7210491100	Flat-Rolld,Iron/ Nas,Othws Plat Zinc-Ironnot Crrgtd,1.2Mm>=Thick,Wg	9 453 636	51 787 065	8 443 167	47 015 915
7210491200	Flat-Rolld,Iron/ Nas,Othws Plat Zinc-Ironnot Crrgtd,1.2Mm>=Thick,Wg	9 323 038	53 353 254	7 623 888	43 991 612
7210491300	Flat-Rolld,Iron/ Nas,Othws Plat Zinc-Ironn-Crrgtd,1.2Mm<Thick<=1.5M	1 368 607	6 064 531	1 107 127	5 061 723
7210491900	Flat-Rolld,Iron/ Nas,Othws Plat Zinc-Ironn-Crrgtd,Thick>1.5Mm,Wght<	3 671 659	19 675 655	3 476 828	18 346 798
7210499100	Flat-Rolld,Iron/ Nas,Othws Plat Zinc-Ironn-Crrgtd,1.2Mm>=Thick,Wght	82 050	181 270	71 998	160 399
7210499900	Flat-Rolld,Iron/ Nas,Othws Plat Zinc-Ironn-Crrgtd,1.2Mm<Thick,Wght>	0	20 820	0	18 227
7210500000	Flat-Rolled Iron/ Non-Alloy Plated Withchromium & Or Chromium Oxide	1 559 639	13 577 895	1 816 137	15 303 585
7210611100	Flat-Rolld,Iron/ Nas,Plated Alumnm-Zinc,1.2Mm>Thickness,Weight<0.	24 318 908	165 423 196	20 289 622	137 656 344
7210611200	Flat-Rolld,Iron/ Nas,Plated Alumnm-Zinc,1.2Mm<Thickness<1.5Mm,W	20 100	415 930	17 186	365 240
7210611900	Flat-Rolld,Iron/ Nas,Plated Alumnm-Zinc,1.5Mm>Thickness,Weight<0.	348 155	2 242 028	294 682	1 936 699
7210619100	Flat-Rolld,Iron/ Nas,Plated Alumnm-Zinc,1.2Mm>Thickness,Weight>=C	601 103	3 034 439	496 349	2 518 106
7210619900	Flat-Rolld,Iron/ Nas,Plated Alumnm-Zinc,1.2Mm<=Thickness,Weight>=	0	116	0	3 139
7210691100	Flat-Rolld,Iron/ Nas,Plated Alumnm,1.2Mm<=Thickness,Weight<0.6%	267 211	1 969 002	292 894	1 989 404
7210691900	Flat-Rolld,Iron/ Nas,Plated Alumnm,1.5Mm>Thickness,Weight<0.6%	170 990	522 513	193 545	573 502
7210699900	Flat-Rolld,Iron/ Nas,Plated Alumnm,1.2Mm<=Thickness,Weight>=0.6%	0	5 269	0	38 565
7210701000	Flat-Rollof Iron/ Nas,Painted, Varnished,Coated Plastics,Carbon<0.6%,	12 524 112	62 311 744	13 306 242	66 716 446
7210709000	Flat-Rollof Iron/ Nas,Painted, Varnished,Coated Plastics,Carbon<0.6%,	170 947	1 345 899	245 646	2 366 738
7210901000	Flat-Rollof Iron/ Nas,Plated,Coated Othmetal,Carbon<0.6%,Thick<=1.5	1 586 624	7 194 979	1 748 987	7 578 545
7210909000	Flat-Rollof Iron/ Nas,Plated,Coated Othmetal,Carbon<0.6%,Thick>1.5M	321 944	1 412 111	760 904	2 961 838
7211131000	Roll-On 4 Face/ In Cldsd Box,Hr,Notclad,Hoop& Strip,150 Mm<Width<	0	255	0	8 753
7211139090	Roll-On 4 Face/ In Cldsd Box,Hr,Notclad,Crrugtd,Crbon>=0.6%,Thick<=4	18 909	18 909	13 215	13 215
7211141100	Flatroll,Iron/ Nas,Hr,Notclad,Hoop& Strip,4.75Mm<=Thick<=10Mm,Wc	321 722	1 664 253	517 743	2 326 412
7211141200	Flatroll,Iron/ Nas,Hr,Notclad,Corrugted,4.75Mm<=Thick<=10Mm,Crbn	0	0	0	0
7211141900	Oth Flatroll,Iron/ Nas,Hr,Notclad,4.75Mm<=Thick<=10Mm	0	780 533	0	708 020
7211142100	Flatroll,Iron/ Nas,Hr,Notclad,Hoop& Strip,Thick>10Mm,Width<=400	0	58 592	0	70 431
7211142900	Oth Flatroll,Iron/ Nas,Hr,Notclad,Thick>10Mm	0	674 082	0	606 596
7211191100	Flatroll,Iron/ Nas,Hr,Notclad,Hoop& Strip,4.75Mm>Thick>=2Mm,Widt	136 827	643 617	130 110	710 986
7211191900	Oth Flatroll,Iron/ Nas,Hr,Notclad,4.75Mm>Thick>=2Mm	387 226	1 751 543	420 216	1 780 420
7211192100	Flatroll,Iron/ Nas,Hr,Notclad,Hoop& Strip,Thick<2Mm,Width<=400	0	25 773	0	37 080
7211192900	Flatroll,Iron/ Nas,Hr,Notclad,2Mm>Thick>0.17Mm	0	16 430	0	31 247
7211231000	Flatroll,Iron/ Nas,Cr,Notclad,Crbon<0.25%Corrugated	0	1	0	39
7211232000	Flatroll,Iron/ Nas,Cr,Notclad,Crbon<0.25%Hoop& Strip,Width<=400Mn	115 808	1 229 411	149 967	1 704 513
7211239010	Flatroll,Iron/ Nas,Cr,Notclad,Crbon<0.25%Thickness>40Mm	0	0	0	0
7211239090	Oth Flatroll,Iron/ Nas,Cr,Notclad,Crbon<0.25%	62 591	75 109	66 339	85 220
7211292000	Flatrol,Iron/ Nas,Cr,Notclad,Crbon>=0.25%Hoop& Strip,Width<=400M	188 404	1 732 452	537 379	3 835 052
7211293000	Flatrol,Iron/ Nas,Cr,Notclad,Crbon>=0.25%Thickness<=0.17Mm	0	6 574	0	10 564
7211299000	Oth Flatroll,Iron/ Nas,Cr,Notclad,Crbon>=0.25%	213 874	846 328	378 653	1 396 002
7211901000	Oth Hoop& Strip Iron/ Not Alloy,Not Clad Width < 400Mm	2 071	9 195	3 914	17 469
7211903000	Oth Flat-Rolled Iron/ Not Alloy,Not Cladthickness <= 0.17 Mm	0	1	0	29
7211909000	Oth Flat-Rolled Iron/ Not Alloy,Not Cladthickness > 0.17 Mm	9 938	360 070	14 219	352 667
7212101000	Flat-Rolled,Iron/ Nas,Plated W/ Tin,Clad,Width<=400Mm,Hoop& Strip	1	88 097	10	132 985
7212109100	Flat-Rolled,Iron/ Nas,Plated W/ Tin,Clad,400Mm<Width<600Mm,Carb	0	52 478	0	39 985
7212109900	Flat-Rolled,Iron/ Nas,Plated W/ Tin,Clad,400Mm<Width<600Mm,Carb	17 501	234 784	29 065	279 235
7212201000	Flat-Rolled,Iron/ Nas,Electroclly Zinc,Width<=400Mm,Hoop& Strip	271 928	2 704 575	291 215	2 671 861
7212202000	Flat-Rolled,Iron/ Nas,Electroclly Zinc,Width<=400Mm,Carbon<0.6%,T	6 372	34 204	29 611	147 926
7212209000	Oth Flat-Rolled,Iron/ Nas,Electroclly Zinc	121 325	1 028 937	243 427	2 786 901
7212301000	Flat-Rolled,Iron/ Nas,Plated Zinc,Clad,Width<=400Mm,Hoop& Strip	1 010	364 526	4 168	290 713
7212302000	Flat-Rolled,Iron/ Nas,Plated Zinc,Clad,Carbon<0.6%,Thick<=1.5Mm	0	85 340	0	71 660
7212309100	Flat-Rolled,Iron/ Nas,Plated Iron-Zinc,Carbon<0.04%,Thick<=1.5Mm,C	0	9 979	0	15 730
7212309900	Flat-Rolled,Iron/ Nas,Plated Iron-Zinc,Carbon>=0.04%,Thick<=1.5Mm,I	0	577 608	0	343 272
7212401000	Flat-Rolled,Iron/ Nas,Coated Plastic,Painted, Varnished,Hoop& Strip,Wc	616 916	2 091 403	474 683	2 025 271
7212402000	Flat-Rolled,Iron/ Nas,Coated Plastic,Painted, Varnished,Thick<=1.5Mm	0	133 496	0	138 279
7212409000	Flat-Rolled Iron/ Not Alloy, Other Shape,Painted, Varnished/ Coated W	1 526 110	10 668 315	2 589 400	16 810 517
7212501100	Hoop,Strip Iron/ Not Alloy, Width<400 Mm,Coated With Chromium	1 192	3 034	7 174	18 878
7212501900	Flat-Rolled Iron/ Not Alloy, Otherwiseplated Or Coated	21 974	453 669	85 354	632 063
7212502100	Hoop,Strip Iron/ Not Alloy, Width<400 Mm,Coated With Aluminium-Zi	248 479	897 135	242 989	822 836

I.3. IM POR M ENURUT KOM ODITI / IM PORT BY HS COMM ODITY

\*\*\* JUNI/ JUNE 2014 \*\*\*

H S	Uraian Komoditi Commodity Description	Berat Bersih / Net Weight (Kg)		Nilai / Value C.I.F (US\$)	
		Bulan ini Current Month	Kumulatif Cum.Jan. to date	Bulan ini Current Month	Kumulatif Cum.Jan. to date
7212502200	Flat-Rolled Iron/Not Alloy, Carbon<0.6%,Thick > 1.5 Mm, Coated Alum	134 266	134 266	108 757	108 757
7212502900	Flat-Rolled Iron/Not Alloy, Otherwiseplated Or Coated	0	1 154	0	12 036
7212509100	Other Hoop,Strip Iron/Not Alloy, Width<400 Mm	4 949	5 009	14 486	17 977
7212509200	Other Flat-Rolled Iron/Not Alloy,Carbon<0,6%, Thick > 1.5 Mm	24 831	433 263	49 017	893 095
7212509900	Flat-Rolled Iron/Not Alloy, Otherwiseplated Or Coated	109 809	1 061 186	138 788	1 039 022
7212601000	Hoop,Strip Iron/Not Alloy, Clad Width< 400Mm	64 372	427 951	256 359	1 784 322
7212602000	Flat-Rolled Iron/Not Alloy, Carbon<0.6%,Thick > 1.5 Mm, Clad	0	10 536	0	28 339
7212609000	Flat-Rolled Iron/Not Alloy, Clad	196 739	238 587	77 325	201 979
7213100000	Containing Indentations,Ribs,Grooves Ofcircular Crosssection <= 50 M	2	28 906	75	59 471
7213200000	Other Bars, Rods, Hot-Rolled , In Irreg.Of Free-Cutting Steel	142 758	592 901	210 056	1 149 720
7213911000	Bar,Hot-Roll,Irreg. Wound Coil,Iron/Non-Alloy Steel,Less 14M m,For S	0	314 847	0	213 745
7213912000	Bar,Hot-Roll,Irreg. Wound Coil,Iron/Non-Alloy Steel,Less 14M m,For C	541 729	1 183 701	446 807	841 053
7213919000	Oth Bar,Hot-Roll,Irreg. Wound Coil,Iron/Non-Alloy Steel,Oth Free-Cut	6 673 131	43 212 287	5 188 940	33 454 568
7213999000	Oth Bar,Hot-Roll,Irreg. Wound Coil,Iron/Non-Alloy Steel,Circular Less	1 758 015	8 045 066	1 840 382	8 561 962
7214101100	Oth Bars,Rods Of Iron, Non-Alloy Steelforged,Carbon<0.6%,Circlr Cros	321 877	4 131 068	342 334	3 189 210
7214101900	Oth Bars,Rods Of Iron, Non-Alloy Steelforged,Carbon<0.6%,Not Circul	280 312	1 465 112	362 600	2 355 776
7214102100	Oth Bars,Rods Of Iron, Non-Alloy Steelforged,Carbon>=0.6%,Circlr Crc	104 008	105 627	67 460	99 803
7214102900	Oth Bars,Rods Of Iron, Non-Alloy Steelforged,Carbon >= 0.6%,Not Circ	5 301	408 267	14 435	413 086
7214203100	Cont. Indentation,Rib,Groove,Carbon<0.6%Circ. Cross-Section,For Cor	0	177 634	0	157 049
7214203900	Cont. Indentation,Rib,Groove,Carbon<0.6%Circ. Cross-Sect. Not For C	3	7	42	5 264
7214204900	Cont. Indentation,Rib,Groove,Carbon<0.6%Not Circ.Cros.Sec.Not For	0	120 985	0	140 087
7214205900	Cont.Indentation,Rib,Groove,Carbon>=0.6%Circ. Cross-Sect. Not For C	0	127	0	5 434
7214206900	Cont.Indentation,Rib,Groove,Carbon>=0.6%Not Circ.Cros.Sec.Not For	50 075	240 293	26 601	159 630
7214300000	Other Bars & Rods, Not Forged, Of Free-Cutting Steel	123 167	622 692	193 071	819 072
7214911010	Concrete Steel, Hot-Rolled,Hot-Drawn ,Hot-Extruded, Carbon < 0.6%	1 468 300	4 367 780	482 438	1 908 122
7214911020	Shaft Bars, Manganese Steel, Hot-Rolled,Hot-Drawn, Hot-Extruded, C	83 533	650 634	171 655	1 380 484
7214911090	Other Bars & Rods, Hot-Rolled,Hot-Drawn or Hot-Extruded, Carbon >= (	378 790	2 063 416	299 406	1 782 830
7214912010	Concrete Steel, Hot-Rolled,Hot-Drawn ,Hot-Extruded, Carbon >= 0.6%	119 417	845 365	141 140	1 569 126
7214912020	Shaft Bars, Manganese Steel, Hot-Rolled,Hot-Drawn, Hot-Extruded, C	46	15 570	300	68 471
7214912090	Other Bars & Rods, Hot-Rolled,Hot-Drawn or Hot-Extruded, Carbon >=	10 648	820 005	15 512	807 743
7214991010	Carbon,Oth Than Of Circular Cross-Section: Concrete Steel	2 358 175	8 560 607	1 540 271	5 384 420
7214991020	Carbon, Other Than Of Circular Cross-Section:Shaft Bars; Manganese	162 488	1 266 150	382 775	2 391 830
7214991090	Oth. Carbon, Other Than Of Circularcross-Section	0	15 375	0	50 607
7214999020	Oth. Carbon, Other Than Of Circularcross-Sect:Shaft Bars; Manganese	7 180 057	40 042 685	7 045 089	40 886 870
7214999090	Oth.Than Concrete Steel, Shaft Bars,Manganes Steel	140 269	773 496	165 003	882 442
7215100000	Oth Bars & Rods Of Iron/Non-Alloy Steelfree-Cutting Steel,Cold-Form	379 885	2 827 460	653 462	4 639 577
7215501000	Oth Bars & Rods Of Iron/Non-Alloy Steelcontaining By Weight 0.6% O	51 740	1 112 593	64 021	1 197 572
7215509900	Oth Bars & Rods Of Iron/Non-Alloy Steel,Cont.Carbon<0.6%,Not For C	669 896	3 255 410	1 231 710	5 823 922
7215901000	Oth Mangan Steel/Shaft Bars,Containingby Weight Less Than 0.6% Of	0	734 464	0	181 660
7215909000	Manganese Steel/ Shaft Bars,Containing Byweight Less Than 0.6% Of C	316 907	2 519 822	390 973	2 544 380
7216100000	U, I Or H Sections , Not Further Workedthan Hot-Rolled, Of A Height <	104 578	1 656 173	145 438	2 168 206
7216210000	L Section Of Iron/Non-Alloy Steel, Notworked Than Hot-Rolled,Of A H	1 116 258	3 015 218	758 678	2 339 215
7216220000	T Section Of Iron/Non-Alloy Steel, Notworked Than Hot-Rolled,Of A H	73 933	181 580	63 737	169 522
7216310000	U, I Or H Sections, Not Further Workedu Sections	794 980	3 373 896	659 768	3 000 446
7216320000	U, I Or H Sections, Not Further Workedi Sections	858 090	5 786 534	336 108	3 616 589
7216330000	U, I Or H Sections, Not Further Workedh Sections	3 538 745	19 837 269	3 437 371	16 860 792
7216400000	L/T Sect.,Not Further Work Than Hot-Rollhot-Drawn/ Extrud,A Height C	1 606 628	12 772 643	876 284	8 440 257
7216501000	Oth Angles,Shapes& Sections,Not Further of A Height Of Less Than 80 I	322 670	1 089 367	275 274	1 076 950
7216509000	Oth Angles, Shapes & Sect,Not Further ofa Height Of More Than 80 M	4 034 313	14 324 994	3 254 778	12 836 850
7216610000	Angles,Shapes& Sections,Not Worked Thancold-Formed,Obtain From I	58	2 010	122	15 111
7216690000	Angle,Shape& Sect,Not Workthan Cold Formoth Than Obtain From Fla	347 066	2 156 699	655 170	3 691 057
7216910000	Oth Angles,Shapes& Sect,Not Further Workcold Form/ Finish From Flat	79 094	396 122	65 344	320 997
7216990000	Oth Angles,Shapes& Sect,Not Further Workoth Than Cold Form/ Finish	1 636 467	7 409 838	1 315 618	6 283 486
7217101000	Wire Of Iron/ Non-Alloy Steel,Not Platd/ Coated,Cont.Carbon < 0.25%	3 214 802	9 668 780	1 016 433	3 970 070
7217102200	Wire: Bead,Flat Hard Steel Reed,Prestresconcrete Steel,0.25%>Cont.C	142 357	836 923	217 294	1 275 971
7217102900	Other Wire Of Iron Or Non-Alloy Steel,Not Plate/Coated, 0.25% =< Ca	1 627 165	11 981 301	1 235 313	9 400 133
7217103110	Prestressed Concrete Steel Wire,Contain Carbon>=0.6% By Weight	361 152	688 646	281 810	612 215
7217103190	Wire: Spokes,Bead,Reed,Free Cut.Steelcontain Carbon>=0.6% By Wei	10 855	245 769	28 896	324 947
7217103900	Other Wire Of Iron Or Non-Alloy Steel,Not Plated/ Coated, Cont. Carb	563 628	5 612 830	849 520	5 552 307
7217201010	Wire Of Iron/ Non-Alloy Steel,Plated W/ Zinc > 240Gr/M2, Cont.Carbor	142 549	1 970 681	128 567	1 729 138
7217201090	Wire Of Iron/ Non-Alloy Steel,Plated W/ Zinc <= 240Gr/M2, Cont.Carbc	1 130 850	5 315 806	334 417	2 049 091
7217202000	Wire Of Iron/ Non-Alloy Steel,Plated W/ Zinc,Cont.Carbon>0.25% & <0	35 739	132 866	136 089	543 620
7217209100	High Carbon Steel Core Wire,For Aluminiumconductors Steel Reinforcec	758	7 582	97 699	485 199
7217209900	Oth Than High Carbonsteel Core Wire,Foraluminium Conduct Steel Re	237 792	822 431	510 028	2 752 501
7217301100	Wire Of Iron/ Non-Alloy Steel,Plated Orcoated With Tin,Cont.Carbon <	0	17	0	512
7217301900	Wire Of Iron/ Non-Alloy Steel,Plated Orcoated With Out Tin,Cont.Carb	4 415	59 544	32 894	127 798
7217302900	Wire Of Iron/ Non-Alloy Steel,Plated Orcoated W/ Out Tin,Cont.0.25%:	1 623	8 272	18 065	86 980
7217303110	Copper Alloy Coated W/ Brass Of Pneumaticrubbers Tyre	1 564 065	12 176 508	2 127 492	15 471 048

I.3. IMPOR M ENURUT KOM ODITI / IM PORT BY HS COM M ODITY

\*\*\* JUNI/ JUNE 2014 \*\*\*

H S	Uraian Komoditi Commodity Description	Berat Bersih / Net Weight (Kg)		Nilai / Value C.I.F (US\$)	
		Bulan ini Current Month	Kumulatif Cum.Jan. to date	Bulan ini Current Month	Kumulatif Cum.Jan. to date
7217303190	Copper Alloy Coated With Other Copperalloys Of Pneumatic Rubbers	854 556	4 828 230	997 690	5 548 285
7217303200	Wire Of Iron/Non-Alloy Steel,Plated/ Coatwith Tin, Cont.Carbon>=0.6%	474 119	2 098 586	421 778	2 318 743
7217303900	Wire Of Iron/Non-Alloy Steel,Plated/ Coatwi/ Out Tin & Copper, Cont.C	415 417	1 769 974	610 525	2 821 220
7217901000	Oth Wire Iron/Non-Alloy Steel,Plate/ Coatwith Other Metals, 0.25%<C	107 978	711 255	159 321	1 008 832
7217909000	Oth Wire Iron/Non-Alloy Steel,Plate/ Coatwith Other Metals, 0.25%>=	75 828	123 168	152 969	518 768
7218100000	Ingots & Oth Primary Forms Of Stainlessteel	2	29 505	90	169 857
7218910000	Semi-Finished Prod.Of Stainless Steel Ofrectangulr (Not Square) Cross	5 792	93 116	14 193	119 980
7218990000	Oth Semi-Finished Prod.Of Stainlessteel	764 400	3 096 435	4 832 603	22 909 555
7219110000	Flat-Roll Prod Of Stainless Steel,Hotrolled,In Coil Of A Thick Exceed 10	68 178	95 010	83 585	212 037
7219120000	Flat-Roll Prod Of Stainless Steel,Hotroled,In Coil Of A 4.75Mm<=Thick	998 881	4 185 098	1 950 314	7 724 646
7219130000	Flat-Roll Prod Of Stainless Steel,Hotrolled,In Coil Of A 3Mm<=Thick<=	6 693 143	37 390 144	11 396 215	58 070 459
7219140000	Flat-Roll Prod Of Stainless Steel,Hotrolled,In Coil Of A Thickness<=3Mm	3 664 953	20 323 381	5 205 188	27 975 671
7219210000	Flat-Roll Prod Of Stainless Steel,Hotrolled,Not In Coil Of A Thick > 10M	315 318	3 911 160	800 007	7 610 564
7219220000	Flat-Roll Prod Of Stainless Steel,Hotroll,Not In Coil Of 4.75Mm<=Thick	1 936 501	7 733 103	4 474 685	16 198 174
7219230000	Flat-Roll Prod Of Stainless Steel,Hotroll,Not In Coil Of A 3Mm<=Thick<	973 791	5 587 593	2 055 621	11 441 030
7219240000	Flat-Roll Prod Of Stainless Steel,Hotrolled,Not In Coil Of A Thickness<=	198 904	863 579	159 237	1 224 769
7219310000	Flat-Rolled Prod.Of Stainless Steel,Cold Rolled, Of A Thickness >= 4.75	36 827	108 621	99 721	808 379
7219320000	Flat-Rolled Prod.Of Stainless Steel,Cold Rolled, 3 Mm <= Thickness < 4	346 825	1 532 158	786 731	3 736 670
7219330000	Flat-Rolled Prod.Of Stainless Steel,Cold Rolled, 1 Mm < Thickness < 3 M	3 789 788	18 611 842	6 731 806	33 272 406
7219340000	Flat-Rolled Prod.Of Stainless Steel,Cold Rolled, 0.5 Mm <= Thickness <	1 816 352	11 724 028	3 326 458	21 335 390
7219350000	Flat-Rolled Prod.Of Stainless Steel, Ofa Thickness < 0.5 Mm	771 192	4 782 443	1 626 933	9 204 329
7219900000	Oth Flat-Roll Prod.Of Stainless Steel,Thick>=1.5Mm & <125Mm Patter	687 797	4 974 507	665 680	5 170 178
7220111000	Hoop & Strip Of Stainless Steel, Hotrolled,Of A Thick >= 4.75 Mm,Wid	239 340	941 801	522 816	1 849 160
7220119000	Hoop & Strip Of Stainless Steel, Hotroled,Of A Thick >= 4.75 Mm,Wid	2 718 020	14 819 006	1 976 648	11 880 813
7220121000	Hoop & Strip Of Stainless Steel, Hotrolled,Of A Thick < 4.75 Mm,Wid	14 848	86 058	62 788	331 887
7220129000	Hoop & Strip Of Stainless Steel, Hotrolled,Of A Thick < 4.75 Mm,Wid	107 583	450 754	770 168	3 683 366
7220201000	Hoop & Strip Of Stainless Steel, Coldrolled, Width < 400Mm	81 089	713 020	442 879	3 457 022
7220209000	Hoop & Strip Of Stainless Steel, Coldrolled, Width>400Mm	336 458	1 804 363	647 961	3 694 316
7220901000	Hoop & Strip Of Stainless Steel, Notcold Rolled, Width < 400Mm	21 651	141 341	200 615	1 357 150
7220909000	Hoop & Strip Of Stainless Steel, Notcold Rolled, Width > 400Mm	324 712	6 018 396	835 862	10 382 714
7221000000	Bars & Rods, Hot-Rolled,In Irregularlywound Coils, Of Stainless Steel.	383 169	575 564	992 910	1 520 871
7222110000	Bars,Rods, Hot-Rolled, In Irregularly Ofcircular Cross-Section	57 900	1 923 101	110 755	3 240 430
7222190000	Bars,Rods, Hot-Rolled, In Irregularly Ofnot Circular Cross-Section	1 388 210	8 153 442	1 264 236	7 042 557
7222201000	Bars,Rods, Cold-Formed Or Cold-Finishedof Circular Cross-Section	350 464	1 136 375	1 148 523	5 094 998
7222209000	Bars,Rods, Cold-Formed Or Cold-Finishedof Not Circular Cross-Section	189 323	1 465 393	907 458	4 896 076
7222301000	Other Bars And Rods Of Circular Cross-Section	27 822	133 459	49 952	297 415
7222309000	Other Bars And Rods Of Not Circularcircular Cross-Section	185 679	2 660 294	508 527	4 584 839
7222401000	Angles,Shapes& Sections,Not Further Workthan Hot-Rolled,Hot-Drawn	35 870	237 462	72 429	583 955
7222409000	Angles,Shapes& Sections, Further Workedthan Hot-Rolled,Hot-Drawn	471 806	1 407 219	686 805	2 100 642
7223000000	Wire Of Stainless Steel Having A Cross-Sectional Dimension Exceeding	975 881	6 454 733	4 058 558	24 106 893
7224100000	Ingots & Oth Primary Forms Of Oth Alloysteel	194 540	888 564	214 764	1 005 710
7224900000	Semi-Finished Prod. Of Oth Alloy Steel	4 271 786	24 185 580	3 499 627	19 760 757
7225110000	Grain-Oriented Of Silicon-Elect Steel Awidth Of 600 Mm Or More.	795 013	6 455 786	1 190 753	10 217 203
7225190000	Oth Than Grain-Orient Of Silicon-Electsteel A Width Of 600 Mm Or M	3 256 528	14 797 162	2 927 288	13 875 581
7225301000	Flat-Roll High Speed Steel,Width>=600Mm,Not Further Worked Than	1 874 680	1 899 750	1 059 194	1 089 696
7225309000	Flat-Roll Not High Speed Steel,W.>=600Mmnot Further Worked Than	3 186 391	14 823 228	2 955 277	12 827 665
7225401000	Flat-Roll High Speed Steel,Width>=600Mm,Not Further Work Th Hot-I	8 143 821	29 674 741	4 670 875	18 349 300
7225409000	Flat-Roll Not High Speed Steel,W.>=600Mmnot Further Work Th Hot-I	9 458 381	23 501 155	8 239 118	25 313 513
7225501000	Flat-Roll High Speed Steel,Width>=600Mm,Not Further Worked Than	30 730	196 947	37 644	271 132
7225509000	Flat-Roll Not High Speed Steel,W.>=600Mmnot Further Worked Than	17 099 205	89 941 299	13 412 386	70 619 822
7225919000	Oth Flat-Roll Not Hi. Sped Stel,W.>=600Mmelectrolytically Plated/ Coa	1 913 477	7 459 505	1 411 541	6 348 321
7225929000	Oth Flat-Roll Not Hi. Sped Stel,W.>=600Mmotherwise Plated Or Coate	8 195 287	28 361 931	5 236 890	21 141 040
7225991000	Oth Flat-Roll High Speed Steel,W.>=600Mmotherwise Plated Or Coate	459 091	609 580	353 491	532 506
7225999000	Oth Flat-Roll Not Hi. Sped Stel,W.>=600Mmotherwise Plated Or Coate	6 387 899	26 464 149	6 204 522	25 458 846
7226111000	Hoop & Strip, Grain-Oriented Of Siliconelectrical Steel, Of A Width <=	173 207	1 019 052	311 752	1 843 819
7226119000	Hoop & Strip, Grain-Oriented Of Siliconelect Steel, Of A Width >400 M	570 091	3 880 130	1 244 066	8 047 862
7226191000	Hoop,Strip,Oth Than Grain-Orient Ofsilicon Elect Steel,Of A Width<= 4	49 305	777 566	248 408	1 520 244
7226199000	Hoop,Strip,Oth Than Grain-Orient Ofsilicon Elect Steel,Of Width>400M	246 152	1 652 230	630 987	2 874 224
7226201000	Hoop & Strip Of High Speed Steel Of Awidth <= 400 Mm	0	572	0	11 935
7226209000	Hoop & Strip Of High Speed Steel Of Awidth > 400 Mm, < 600Mm	0	35 944	0	99 469
7226911000	Hoop,Strip Of Oth Alloy Steel,Hot Rolledof A Width <= 400 Mm	173 413	612 102	275 414	1 205 315
7226919000	Hoop,Strip Of Oth Alloy Steel,Hot Rolledwidth >400 Mm, <=600Mm	762 488	2 120 925	1 022 922	3 153 710
7226921000	Hoop,Strip Of Oth Alloy Steel, Coldrolled, Of A Width <= 400 Mm	24 285	279 300	73 363	751 563
7226929000	Hoop,Strip Of Oth Alloy Steel, Coldrolled, Width >400 Mm, <= 600Mm	1 236 183	2 924 994	2 046 034	6 143 421
7226991100	Hoop & Strip Of Oth Alloy Steel, Width<= 400 Mm,Not Further Work	0	8 201	0	38 242
7226991900	Not Hoop&Strip Of Oth Alloy Steel, Width<= 400 Mm,Not Further Wo	6 334	537 882	20 673	513 168
7226999100	Hoop&Strip Of Oth Alloy Steel, W.>400Mm & <= 600Mm,Plated/ Coate	8 317	17 888	20 415	49 258
7226999900	Hoop&Strip Of Oth Alloy Steel, W.>400Mm & <= 600Mm,Plated/ Coate	585 048	6 357 010	897 225	5 346 392

I.3. IM POR M ENURUT KOM ODITI / IM PORT BY HS COMM ODITY

\*\*\* JUNI/ JUNE 2014 \*\*\*

H S	Uraian Komoditi Commodity Description	Berat Bersih / Net Weight (Kg)		Nilai / Value C.I.F (US\$)	
		Bulan ini Current Month	Kumulatif Cum.Jan. to date	Bulan ini Current Month	Kumulatif Cum.Jan. to date
7227100000	Bars & Rods, Hot-Rolled, In Irregularlywound Coils, Of High Speed Ste	0	35 443	0	255 695
7227200000	Bars & Rods, Hot-Rolled, In Irregularlywound Coils, Of Silico-Mangane	1 473 628	21 186 085	852 293	13 062 695
7227900000	Oth Bars & Rods, Hot-Rolled, Inirregularly Wound Coils	91 692 507	400 260 425	51 795 336	229 786 687
7228101000	Bars & Rods, Of High Speed Steel, Ofcircular A Cross-Section	15 739	70 171	132 192	573 939
7228109000	Bars & Rods, Of High Speed Steel,Not Ofcircular A Cross-Section	40 960	253 789	93 049	949 787
7228201100	Bars&Rods,Silico-Mangan Steel,Circular Across-Section,Hot-Roll/ Draw	0	139 861	0	132 690
7228201900	Bars&Rods,Silico-Mangan Steel,Circularcross-Section,Not Hot-Roll/ Dr	111 561	1 479 853	113 850	1 539 454
7228209100	Bar&Rod,Silico-Mangan Steel,Not Circularcross-Section,Hot-Roll/ Draw	0	48 670	0	71 016
7228209900	Bar&Rod,Silico-Mangan Steel,Not Circularcross-Section,Not Hot-Roll/I	209 951	935 107	500 773	2 336 133
7228301000	Oth Bars& Rods,Of Silico-Manganese Steelof Circular Cross-Section	12 901 322	57 336 496	11 390 303	57 674 014
7228309000	Oth Bars& Rods,Of Silico-Manganese Steelnot Of Circular Cross-Sectio	17 280 358	80 869 216	16 050 707	79 844 239
7228401000	Oth Bars,Rods,Not Further Worked Thanforget, Of Circular Cross-Sect	118 105	710 535	356 481	1 862 388
7228409000	Oth Bars,Rods,Not Further Worked Thanforget, Not Of Circular Cross-	364 405	4 520 157	298 658	4 913 601
7228501000	Oth Bars,Rods,Not Formed/ Cold Finishedof Circular Cross-Section	600 815	4 203 567	1 420 686	9 312 461
7228509000	Oth Bars,Rods,Not Formed/ Cold Finishednot Of Circular Cross-Section	2 680 159	21 903 336	2 771 956	18 638 188
7228601000	Other Bars And Rods : Of Circular Cross-Section	513 641	1 748 056	784 759	3 158 750
7228609000	Other Bars And Rods : Not Of Circularcross-Section	1 028 598	5 340 239	977 966	5 449 905
7228701000	Angles,Shapes& Sections,Oth Bars&Rods,Cross-Section,Hot-Roll/ Draw	33 188 040	128 816 836	17 972 463	71 107 720
7228709000	Angles,Shapes& Sections,Oth Bars&Rods,Cross-Section,Not Hot-Roll/ C	11 827 684	62 692 883	6 894 501	38 169 301
7228801100	Hollow Drill Bars,Rods, Weight >=0.6% Ofcircular Cross-Section	69 276	124 408	281 744	583 391
7228801900	Hollow Drill Bars,Rods, Weight >=0.6%Not Of Circular Cross-Section	29 803	41 493	33 433	76 861
7228809000	Oth. Hollow Drill Bars And Rods	280 660	1 641 476	458 139	2 419 007
7229200000	Wire Of Silico-Manganese Steel	328 305	1 076 391	292 592	1 124 472
7229901000	Wire Of Other Alloy Steel. Of High Speedsteel	247 657	3 768 581	292 510	3 299 979
7229909010	Wire Of Other Alloy Steel. Not Of Highspeed Steel,Chromium>=0.5%	771 275	4 633 910	1 685 575	9 779 593
7229909090	Wire Of Other Alloy Steel. Not Of Highspeed Steel,Chromium<0.5%	2 679 842	13 451 495	3 544 696	19 495 982
7301100000	Sheet Piling Of Iron Or Steel	957 623	11 419 311	804 230	8 776 637
7301200000	Angles, Shapes And Sections Of Iron Orsteel	8 478	134 211	68 418	983 032
7302100000	Rails Of Iron Or Steel	720 084	2 817 145	964 818	3 328 332
7302300000	Switch-Blades, Crossing Frogs,Point Rodsand Other Crossing Pieces	154 160	2 937 760	321 879	4 656 861
7302400000	Fish-Plates And Sole Plates Of Iron Orsteel	152 344	702 565	229 850	1 092 670
7302901000	Sleepers, Of Iron Or Steel	2 236	35 708	4 232	382 805
7302909000	Other Than Sleepers, Of Iron Or Steel	247 850	1 105 565	595 878	3 216 440
7303001100	Hubless Tubes And Pipes	213 578	453 147	628 198	1 369 455
7303001900	Tubes And Pipes With Hub	957 485	5 977 081	1 478 785	5 684 998
7303009010	Hollow Profiles, Of Cast Iron With Anexternal Diameter <= 100 Mm	185 440	1 071 908	229 352	1 362 219
7303009090	Hollow Profiles, Of Cast Iron With Anexternal Diameter > 100 Mm	635 942	4 652 692	1 258 923	9 551 576
7304110000	Tubes, Pipes And Hollow Profiles,Seamless, Of Stainless Steel	327 752	3 689 634	1 297 176	13 925 016
7304190000	Oth.Tube,Pipe&Hollow Profile,Seamless,Line Pipe Of A Kind Use For C	15 527 371	85 776 322	18 591 835	106 160 161
7304220010	Oth.Tube,Pipes&Hollow Profile,Seamless,Unfinished Drill Pipe (Green	0	194 929	0	706 465
7304220090	Oth.Tube,Pipes&Hollow Profile,Seamless,Unworked Pipe End	10 245	56 282	29 350	157 239
7304230010	Unfinished Drill Pipe (Green Pipe) Withyield Strength Less Than 75,00	0	359 844	0	1 282 085
7304230090	Oth. Unfinished Drill Pipe (Green Pipe)	7 055 231	9 307 020	7 256 152	17 663 716
7304240010	Unfinsh Case& Tube, Yield Strgh<75000Psioth. Of Stanlss Stel For Drill	333 744	4 417 336	1 128 896	13 863 948
7304240090	Oth.Unfinish Casetube&Unworked Pipe Endwith Yield Strength Less T	0	1 407 538	0	1 680 199
7304290010	Unfinish Casetube&Unworked Pipe End Withyield Strength Less Than	44 439 712	161 819 860	56 947 774	243 434 751
7304290090	Oth.Unfinish Casetube&Unworked Pipe Endwith Yield Strength Less T	2 050 466	9 371 154	3 187 676	16 706 535
7304311000	Drillrod Casing& Tubing,W/ Pin&Box Thread,Cold-Drawn/ Rolled,Circul	32 039	594 048	96 545	1 318 803
7304312000	High-Pressure Pipe,Cold-Drawn/ Rolled,Circular Cross-Section,Iron/All	49 374	205 177	78 275	606 142
7304314000	Circular Cross-Section,Iron/Non-Alloysteel,Diameter<140Mm&Carbor	35 610	46 000	46 405	62 376
7304319000	Circular Cross-Section,Iron/Non-Alloysteel,Diameter>=140Mm&Carbc	2 136 070	10 036 730	4 314 088	19 989 608
7304392000	Oth Circ.Cross-Section,Iron/Non-Alloy,High-Pressure Pipe	0	18 188	0	36 365
7304394000	Oth Circ.Cross-Section,Iron/Non-Alloy,Steel,Diameter<140Mm&Carbc	57 435	155 697	99 221	345 908
7304399000	Oth Circ.Cross-Section,Iron/Non-Alloy,Steel,Diameter>=140Mm&Cart	1 192 164	4 891 354	3 554 423	12 170 436
7304410000	Cold-Drawn Or Cold-Rolled (Cold-Reduced)Stainless Steel	250 341	709 120	1 891 438	4 641 303
7304490000	Oth. Cold-Drawn Or Cold-Rolled (Cold-Reduced) Stainless Steel	338 486	2 301 440	1 989 401	15 491 840
7304511000	High Press. Conduits,Of Circular Cross-Sect.Of Oth Alloy Steel,Cold Rol	1 438	22 908	10 094	68 919
7304519000	Oth Tubes/ Pipes/ Hollow Profiles,Seamlesscold Rolled,Crclr C-S Of Oth	23 997	101 607	164 705	615 221
7304590000	Oth.Drill Rod Casing& Tubing With Pin& Sect.Of Oth Alloy Steel,Cold Rc	471 660	3 327 420	1 935 247	10 194 157
7304901000	Oth Tubes/ Pipes/ Hollow Profiles,Seamleshigh-Pressure Pipe	1 788 509	3 108 446	5 073 481	7 561 681
7304903000	Oth Tubes/ Pipes/ Hollow Profiles,Seamlesssteel,Diameter<140Mm&C	8 059	72 023	12 045	196 009
7304909000	Oth Tubes/ Pipes/ Hollow Profiles,Seamlesssteel,Diameter>=140Mm&C	1 735 380	10 123 345	3 348 287	24 629 299
7305110000	Lines Pipe, For Oil Or Gas Longitudinallysubmerged Arc Welded Of Iron	599 424	30 108 044	656 883	30 615 528
7305121000	Electric Resistance Welded (Frw), Usedfor Oil/ Gas Pipe,External Diam	2 322	3 176 052	4 550	3 026 373
7305129000	Oth Longitudinally Welded, Used For Oilor Gas Pipe, External Diamete	2 667 052	2 720 475	2 457 164	2 584 215
7305191000	Oth Line Pipe Iron/ Steel For Oil,Exter.Diam.>406.4Mm,Spiral/ Helical §	32	3 127	3 667	13 110
7305199000	Oth Line Pipe Iron/ Steel For Oil,Exter.Diam.>406.4Mm,Not Spiral/ Heli	332	397 065	652	3 693 717
7305200000	Casing Of Iron/ Steel Used In Drillingfor Oil/ Gas External Diameter 406	0	153 926	0	1 427 576

I.3. IMPOR MENURUT KOMODITI / IMPORT BY HS COMMODITY

\*\*\* JUNI/ JUNE 2014 \*\*\*

HS	Uraian Komoditi Commodity Description	Berat Bersih / Net Weight (Kg)		Nilai / Value C.I.F (US\$)	
		Bulan ini Current Month	Kumulatif Cum.Jan. to date	Bulan ini Current Month	Kumulatif Cum.Jan. to date
7305311000	Lines Pipe, For Oil Or Gas Longitudinallwelded,Stainless Steel Pipes&T	209 344	606 926	418 871	2 279 208
7305319000	Lines Pipe, For Oil Or Gas Longitudinallwelded,Not Stainless Steel Pipe	128	6 671 950	15 914	35 920 823
7305391000	Oth.Lines Pipe,For Oil/ Gas Longitudinallwelded,High-Pressure Pipe	0	467	0	12 861
7305399000	Oth.Lines Pipe,For Oil/ Gas Longitudinallwelded,Not High-Pressure Pip	0	52 096	0	68 747
7305900000	Oth.Lines Pipe,For Oil/ Gas Longitudinalloth.Stainless Steel Pipes & Tul	0	25 529	0	2 950 065
7306111000	Line Pipe,Use For Oil/ Gas Pipeline,Weldeoof Stainless Steel,Electric Res	0	284 614	0	1 627 834
7306112000	Line Pipe,Use For Oil/ Gas Pipeline,Weldestainless Steel,Spiral/ Helical	0	24 204	0	217 995
7306119000	Line Pipe,Use For Oil/ Gas Pipeline,Weldeoof Other Steel	3	842 354	1 602	5 228 006
7306191000	Oth Line Pipe Use For Oil/ Gas Pipe Weldeoof Stainless Steel,Electronic	187 159	3 172 452	167 559	2 997 013
7306192000	Oth Line Pipe Use For Oil/ Gas Pipe Weldeoof Stainles Stel,Spiral/ Helic	44 689	49 303	45 767	70 605
7306199000	Oth Line Pipe Use For Oil/ Gas Pipe Weldeoof Stainles Stel,Not Erw & S	72 996	392 502	230 037	2 013 530
7306210000	Casing& Tubing Of A Kind Use In Drillingwelded, Of Stainless Steel	41 447	124 034	267 243	622 295
7306290000	Oth.Casing& Tubing Of A Kind Use In Drilling,Weldeo,Of Stainless Steel	6 507	4 696 649	15 185	9 125 812
7306301010	Boilr Tube Weld,Of Circulr Cross-Sect Ofiron/ Non Ally Stel Intrnl Diam	173 274	1 592 885	88 370	1 137 851
7306301020	Boilr Tube Weld,Of Circulr Cross-Sect Ofiron/ Non Ally Stel Intrnl Diam	0	39 293	0	35 141
7306302010	Boilr Tube Weld,Of Single/Double Walled,Coppr Plate,Intrnl Diamtr<1	5 524 336	6 712 744	52 021 957	56 326 644
7306302020	Boilr Tube Weld,Of Single/Double Walled,Coppr Plate,Intrnl Diamtr>=	64 164	281 404	121 717	615 136
7306303000	Boilr Tube Weld,Of Single/Double Walled,Coppr Plate,Sheath Pipe For	13 769	36 472	18 647	140 403
7306304010	Oth Welded,Srcluar Cross-Saction,Highpressure Pipe,Intrnl Diamtr<1;	8 391	8 484	11 024	12 915
7306304090	Oth Welded,Srcluar Cross-Saction,Highpressure Pipe,Intrnl Diamtr>=	6 969	30 071	12 156	42 822
7306309010	Oth.Boilr Tube Weld,Of Single/ Doublewelled,Coppr Plate,Intrnl Diamt	189 086	902 032	854 272	5 218 979
7306309090	Oth.Boilr Tube Weld,Of Single/ Doublewalled,Coppr Plate,Intrnl Diamt	2 290 842	11 539 541	2 489 241	12 974 892
7306401010	Oth.Weld,Of Circulr Cross-Section Ofweld Boilr Tube W Intrnl Diamtr<	4 442	13 209	126 565	218 950
7306401020	Oth.Weld,Of Circulr Cross-Section Ofweld Boilr Tube W Intrnl Diamtr>	1 150	47 667	5 400	397 196
7306402000	Welded Boiler Tubes Of Sainless Steelwith Internal Diametre >12,5 M	199 291	1 121 505	498 404	2 558 118
7306403000	St'Less Steel Pipes & Tubes Welded Ofcirclr Cross Sec. W Extrl Dmtr>1	21 217	178 520	32 778	3 415 464
7306409000	Oth,Not Welded Of Circular Cross Sect.With Internal Diameter > 12,5	1 111 464	7 014 194	2 521 211	13 512 571
7306501010	Oth.Boilr Tube,Weld,Of Circlr Cross-Sectn,Oth Alloy Steel Int.Dmtr<=1	72	31 541	1 095	49 958
7306501020	Oth.Boilr Tube,Weld,Of Circlr Cross-Sectn,Oth Alloy Steel Int.Dmtr>12	303	61 304	945	307 676
7306509010	Oth.Boilr Tube,Weld,Of Circlr Cross-High Pressure Conduits	100	69 291	2 747	494 000
7306509090	Oth.Boilr Tube,Weld,Of Circlr Cross-Highpressure Conduits	745 043	844 821	517 776	1 710 784
7306610010	Oth.Boilr Tube,Weld,Square/ Rectangularcross Sectin,With Int.Diamtr.	118 741	810 006	140 115	858 673
7306610090	Oth.Boilr Tube,Weld,Square/ Rectangularcross Sectin,With Int.Diamtr:	2 787 255	11 398 637	1 984 894	8 341 477
7306690010	Oth.Boilr Tube,Non Circulr Crss-Sectionwith Internal Diameter<=12,5f	0	6 473	0	22 950
7306690090	Oth.Boilr Tube,Non Circulr Crss-Sectionwith Internal Diameter>=12,5M	10 660	11 283	59 985	68 666
7306901010	Bundy-Weld Pipes And Tubes,With Internaldiameter <= 12,5Mm	41 976	46 148	29 832	43 426
7306901090	Bundy-Weld Pipes And Tubes,With Internaldiameter > 12,5Mm	18	4 751	3 754	29 644
7306909010	Oth.Thn Bundy-Weld Pipes & Tubes, Withinternal Diameter <= 12,5M	13 510	65 809	133 729	691 877
7306909090	Oth.Thn Bundy-Weld Pipes & Tubes, Withinternal Diameter > 12,5Mn	1 282 787	2 676 731	1 778 166	4 276 131
7307111000	Cast Fitting Of Non-Malleable Cast Ironhubless Tube Or Pipe Fittings	5 266	50 214	15 519	130 148
7307119000	Cast Fitting Of Non-Malleable Cast Irontube Or Pipe Fittings With Hub	9 145	96 402	76 295	938 656
7307190000	Cast Fitting Of Other Than Non-Malleablecast Iron	64 887	292 919	310 480	1 649 307
7307211000	Oth Pipe Of Stainless Steel Flangesinternal Diameter<15Cm	53 948	172 954	332 735	1 255 112
7307219000	Oth Pipe Of Stainless Steel Flangesinternal Diameter>=15Cm	561 292	2 034 054	1 663 411	14 937 664
7307221000	Oth Pipe,Stainless Steel Threaded Elbow,Bends& Sleeves,Internal Dia	4 393	56 317	269 787	1 584 549
7307229000	Oth Pipe,Stainless Steel Threaded Elbow,Bends& Sleeves,Internal Dia	95 205	1 544 093	1 772 822	7 640 925
7307231000	Oth Pipe,Stainless Steel Butt Welding,Fittings, Internal Diameter<15C	50 965	295 452	137 961	1 338 500
7307239000	Oth Pipe,Stainless Steel Butt Welding,Fittings, Internal Diameter>=15	1 258 280	5 866 422	4 002 183	23 668 559
7307291000	Oth Stainlss Steel Oth.Than Flanges,Buttwelding,Threaded Elbow,Ben	34 329	2 601 505	396 417	1 549 436
7307299000	Oth Stainlss Steel Oth.Than Flanges,Buttwelding,Threaded Elbow,Ben	2 464 112	7 768 534	5 785 303	26 932 255
7307911000	Oth Tube Or Pipe Fittings Flanges,Internal Diameter<15Cm	552 336	2 369 747	1 056 588	4 853 678
7307919000	Oth Tube Or Pipe Fittings Flanges,Internal Diameter>=15Cm	1 011 039	6 838 475	2 271 415	16 140 026
7307921000	Oth Tube/ Pipe Fittings Threaded Elbows,Bends& Sleeves,Internal Dian	30 640	98 525	159 596	618 930
7307929000	Oth Tube/ Pipe Fittings Threaded Elbows,Bends& Sleeves,Internal Dian	79 865	548 816	509 344	3 899 731
7307931000	Oth Tube/ Pipe Fittings,Butt Weldingfittings,Internal Diameter<15Cm	462 479	2 196 064	1 629 870	4 150 720
7307939000	Oth Tube/ Pipe Fittings,Butt Weldingfittings,Internal Diameter>=15Cm	1 234 362	4 955 108	5 154 084	19 482 148
7307991000	Oth Tube/ Pipe Fittings,Not Butt Welding/ Flanges/ Elbows,Internal Dia	97 155	702 642	1 345 974	8 226 379
7307999000	Oth Tube/ Pipe Fittings,Not Butt Welding/ Flanges/ Elbows,Internal Dia	305 211	3 388 752	3 369 164	35 532 029
7308101000	Bridges And Bridge Sect. W Prefab'Tedtype Joined By Shear Connecto	794 159	8 398 328	4 464 355	27 677 271
7308109000	Other Bridges And Bridge Sections	57 122	2 197 728	157 304	4 087 226
7308201100	Towers With Prefabricated Modular Typejoined By Shear Connectors	0	1 537 823	0	2 601 132
7308201900	Other Towers	78 310	2 507 057	826 541	8 320 741
7308202100	Lattice Masts W Prefabricated Modulartype Joined By Shear Connect	4 283	22 345	17 791	152 579
7308202900	Other Lattice Masts	188 464	21 899 671	542 556	65 423 000
7308300000	Doors, Windows And Their Frames & Threshold For Doors	286 073	1 498 431	718 645	4 496 043
7308401000	Equip. For Scaffolding W Prefabricatedmodlr Type Joined By Shear Co	0	448 135	0	131 605
7308409000	Other Equipment For Scaffolding, Shuttering, Propping Or Pit Proppin	661 285	5 633 999	719 711	6 756 930
7308902000	Other, Prefabricated Modular Type Joinedby Shear Connectors	1 990 372	9 091 381	3 152 975	12 622 838

I.3. IMPOR MENURUT KOMODITI / IMPORT BY HS COMMODITY

\*\*\* JUNI/ JUNE 2014 \*\*\*

HS	Uraian Komoditi Commodity Description	Berat Bersih / Net Weight (Kg)		Nilai / Value C.I.F (US\$)	
		Bulan ini Current Month	Kumulatif Cum.Jan. to date	Bulan ini Current Month	Kumulatif Cum.Jan. to date
7308904000	Oth Corrug, Curved/ Bent Galv D Plt F Ass' Bly. Into Undgrnd Conduits&	9 943	225 626	62 002	879 267
7308905000	Other Structures & Parts Of Structures, Rail For Ships	0	24 066	0	29 691
7308906000	Other Structures & Parts Of Structures, Perforated Cable Trays	82 085	252 873	235 533	860 933
7308909200	Other Structures & Parts Of Structures, Guardrails	0	448 636	0	633 914
7308909900	Other Structures & Parts Of Structures, Not Guardrails	12 736 002	61 002 588	25 335 694	135 640 944
7309001100	Reservoir, Tank, Vat & Similar, Of Iron/ Steel, Cap.>300Ltr, Lined/ Heat-Ins	0	524 739	0	1 391 396
7309001900	Reservoir, Tank, Vat & Similar, Of Iron/ Steel, Cap.>300Ltr, Not Lined/ Heat	1 045 001	1 805 540	5 033 981	8 682 785
7309009100	Oth Reservoi, Tank, Vat & Similar, Iron/ Steel, Cap.>300Ltr, Lined/ Heat-Ins	2 666	137 779	43 689	741 925
7309009900	Oth Reservoi, Tank, Vat & Similar, Iron/ Steel, Cap.>300Ltr, Not Lined/ Hea	390 429	3 398 404	2 890 422	23 838 649
7310101000	Tank, Cask, Drum, Can, Boxe & Similar, Capacity>50L & <=300L, Of Tinplate	20 758	177 719	70 760	645 651
7310109010	Tank, Cask, Drum, Can, Boxe & Similar, Cap.>50L & <=300L, Not Tinplate, St	1 227	46 515	12 156	159 511
7310109020	Tank, Cask, Drum, Can, Boxe & Similar, Cap.>50L & <=300L, Not Tinplate, St	15 058	205 033	82 014	568 370
7310109090	Tank, Cask, Drum, Can, Boxe & Similar, Cap.>50L & <=300L, Not Tinplate, Nc	372 856	3 593 958	1 029 786	7 432 837
7310211010	Cans <1L, Closed By Soldering Of Iron/ Steel Casting In The Rough	502	231 146	579	840 160
7310211020	Cans <1L, Closed By Soldering Of Iron/ Steel Forging Or Stamping In	263	3 790	142	11 559
7310211090	Oth. Cans <1L, Closed By Soldering Of Iron/ Steel	54 758	336 879	167 587	1 012 106
7310219100	Oth. Cans >1L & <50L, Closed By Soldering of Iron/ Steel	66 936	343 171	276 420	1 420 090
7310219910	Cans >1L & <50L, Closed By Soldering Of Iron/ Steel Casting In The Roug	4 698	17 006	69 608	241 263
7310219920	Cans >1L & <50L, Closed By Soldering Of Iron/ Steel Forging Or Stampin	0	18 013	0	52 213
7310219990	Oth. Cans >1L & <50L, Closed By Soldering of Iron/ Steel	54 068	367 543	149 594	1 269 723
7310291020	Cans <1L, Not Soldering Of Iron/ Steel Forging Or Stamping In	8	3 388	301	15 585
7310291090	Oth. Cans <1L, Not Soldering Of Iron/ Steel	86 852	760 104	328 304	2 758 245
7310299100	Oth. Cans >1L & <50L, Not Soldering Of Iron/ Steel	46 664	248 851	388 747	2 204 563
7310299910	Cans >1L & <50L, Not Soldering Of Iron/ Steel Casting In The Rough	867	2 120	22 723	57 859
7310299920	Cans >1L & <50L, Not Soldering Of Iron/ Steel Forging Or Stamping In	321	133 406	4 617	459 178
7310299990	Oth. Cans >1L & <50L, Not Soldering Of Iron/ Steel	15 472	437 875	83 182	2 190 082
7311002100	Cont'Ners For Compressed/ Liquefied Gasseamless Stl Cylinders, Capa	133 699	498 345	275 997	1 231 389
7311002200	Cont'Ners For Compressed/ Liquefied Gas, Seamless Stl Cylinders, Cap.:	836 629	3 182 926	1 079 094	4 549 092
7311002900	Cont'Ners For Compressed/ Liquefied Gasseamless Stl Cylinders, Capac	249 956	2 068 326	781 416	9 698 684
7311009310	Other Containers Of Iron Or Steel With capacity<=7,3L	0	2 959	0	1 206
7311009390	Other Containers Of Iron Or Steel With capacity>7,3L & <30L	0	29 245	0	48 615
7311009400	Other Containers Of Iron Or Steel capacity>=30L & <110L	0	84 954	0	121 000
7311009900	Other Containers Of Iron Or Steel capacity>=110L	180 204	1 202 543	654 823	5 497 899
7312101000	Stranded Wr, Ropes & Cables For Locked coil, Flatt' Ed Strands & Non Rott	45 886	425 563	185 748	1 673 146
7312102000	Stranded Wire, Rope & Cables By Plated / Coatd With Brass, & Of A Nom	755 487	5 761 700	1 553 786	12 092 869
7312109110	Other Stranded Wire, Rope And Cables prestressed Concrete Strand Wi	394 183	8 221 218	307 607	6 786 812
7312109190	Other Stranded Wire, Rope And Cables not Prestressed Concrete Stran	110 401	1 095 024	661 187	3 393 489
7312109900	Stranded Wire, Rope And Cables With stranded Wire Of Diameter Of >	433 216	4 134 181	1 630 359	14 222 097
7312900000	Oth Stranded Wire, Rope And Cables, Plaitd Bnds, Slings & Of Ir/ Stl Not	187 385	1 421 376	784 462	3 927 952
7313000000	Barbed Wr Of Iron/ Steel; Twisted Hoop & Of A Kind Used F Fencing Of	212 723	1 659 966	158 947	1 134 216
7314120000	Woven Cloth With Endless Bands For machinery, Of Stainless Steel	5 954	39 445	55 929	811 227
7314140000	Woven Cloth, Of Stainless Steel	141 299	486 184	454 129	2 380 376
7314191000	Endless Bands For Machinery Oth Thn Of stainless Steel	26	3 628	1 111	51 346
7314199000	Other Woven Cloth, Not Stainless Steel	28 141	261 757	207 063	1 207 877
7314200000	Grill & Fencing, Welded At The Intersect Of wr With A Max. Sect. D>3M m	112 775	1 291 093	194 805	1 376 418
7314310000	Other Grill, Netting & Fencing, Welded At The Intersect. By Pltd/ Coatd V	619 226	4 831 410	483 152	5 044 190
7314390000	Oth Grill, Netting And Fencing, Welded At The Intersection	860 715	3 788 233	482 769	2 253 147
7314410000	Oth Cloth, Grill, Netting And Fencing By plated Or Coated With Zinc	196 099	845 776	136 080	721 739
7314420000	Oth Cloth, Grill, Netting And Fencing By coated With Plastics	7 969	10 209	13 456	17 205
7314490000	Oth Cloth, Grill, Netting And Fencing	231 413	1 267 203	494 002	1 683 102
7314500000	Expanded Metal	353 343	999 787	264 704	708 439
7315111000	Roller Chain For Bicycles Of Mild Steel	1 251 709	7 036 416	1 956 537	11 427 617
7315119100	Oth Mild Steel For Roller Chain, Transmispitch Length>=6M m & <32M m	41 943	285 976	265 039	2 331 543
7315119900	Oth Mild Steel For Roller Chain, Transmispitch Length>32M m	503 509	2 423 920	2 436 259	9 160 888
7315121000	Other Roller Chain Of Mild Steel bicycle Or Motorcycle Chain	266 691	1 336 890	647 113	2 757 865
7315129000	Other Roller Chain Of Mild Steel not Bicycle Or Motorcycle Chain	441 465	2 996 922	1 285 786	8 712 019
7315191000	Roller Chain Part For Bicycles Of motorcycle Chain	9 418	70 586	84 341	670 559
7315199000	Roller Chain Part Not For Bicycles Of motorcycle Chain	241 424	1 339 046	761 717	4 959 870
7315200000	Skid Chain Of Mild Steel	34 293	244 502	52 259	594 520
7315810000	Stud-Link Of Mild Steel	275 184	1 155 412	307 601	1 578 806
7315820000	Other, Welded Link Of Mild Steel	242 663	2 020 351	163 647	3 703 618
7315891000	Other Chain For Bicycles Of Mild Steel	224 590	1 341 962	1 565 134	8 959 489
7315899000	Other Chain Of Mild Steel Not For motorcycle And Bicycles	213 993	1 274 644	488 694	3 260 798
7315902000	Other Parts Of Chain For Motorcycles And bicycles	66 229	435 153	113 417	766 701
7315909000	Other Parts Of Chain Not For Motorcycle And Bicycles	51 661	238 643	388 812	2 208 060
7316000000	Anchors, Grapnels And Parts Thereof, Of Iron Or Steel	275 123	2 979 619	2 538 424	8 082 536
7317001000	Wire Nails	1 274 795	4 580 758	593 273	2 312 371
7317002000	Staples	334 720	2 144 244	359 641	1 732 113



I.3. IMPOR MENURUT KOMODITI / IMPORT BY HS COMMODITY

\*\*\* JUNI/ JUNE 2014 \*\*\*

H S	Uraian Komoditi Commodity Description	Berat Bersih / Net Weight (Kg)		Nilai / Value C.I.F (US\$)	
		Bulan ini Current Month	Kumulatif Cum.Jan. to date	Bulan ini Current Month	Kumulatif Cum.Jan. to date
7317009010	Dog Spikes For Rail Sleepers,Carding -Tacks& Similar Articles,Of Iron O	120 906	375 550	199 924	634 581
7317009090	Connector & Anti-Splitting,Connector Andhob Nails For Footwear, Rin	2 392 116	12 676 519	1 075 144	5 918 347
7318110000	Threaded Articles For Coach Screws	138 427	864 278	196 219	1 506 915
7318120000	Other Wood Screws With An Externaldiameter Not Exceeding 16 Mm	200 319	730 806	257 593	1 242 084
7318130000	Screw Hooks And Screw Rings With Anexternal Dmtr Not Exceeding 1	56 934	378 380	598 872	3 760 735
7318140000	Self Tapping Screw With An Externaldiameter Not Exceeding 16 Mm	344 069	3 043 175	650 656	5 459 727
7318150000	Screw Metal With/Without Nuts/ Washerswith An External Diameter .	4 294 597	27 329 438	23 402 921	145 789 199
7318160000	Nuts With An External Diameter Notexceeding 16 Mm	1 583 586	8 573 903	9 464 378	50 423 335
7318190000	Other Threaded Articles Of An Externaldiameter Not Exceeding 16 Mr	573 902	4 010 508	3 588 036	21 968 035
7318210000	Non Threaded Artic. For Spring Washers & Oth Lock Washers W An Ex	66 046	504 988	769 944	5 877 525
7318220000	Other Washers With An External Diameternot Exceeding 16 Mm	488 493	2 310 222	4 776 351	29 615 740
7318230000	Rivet With An External Diameter Notexceeding 16 Mm	68 085	408 986	790 716	3 444 289
7318240000	Cotters& Cotters Pins With An Externaldiameter Not Exceeding 16 Mr	258 400	1 350 697	2 720 008	14 935 309
7318290000	Oth Non Threaded Articles Wth Anexternal Diameter <= 16 Mm	1 425 707	8 056 176	10 955 320	58 726 433
7319400000	Safety Pins	278 190	1 619 054	2 786 059	17 605 564
7319901000	Sewing, Daming, Ambroldary Needles	15 049	102 485	18 666	195 540
7319909000	Other Needles, Not For Sewing	48 301	373 495	240 053	1 680 221
7320101100	Leaf Springs & Leaves For Motor Vehicles,>10 Persons,Gross Weight<	160 751	1 005 608	599 176	3 868 445
7320101900	Leaf Springs & Leaves For Motor Vehicles,Gross Weight>24T	39 735	322 544	167 239	634 237
7320109000	Other Leaf Springs And Leaves	67 256	490 969	727 216	5 156 007
7320201000	Helical Springs For Motor Vehicles	212 475	1 131 009	1 830 437	11 300 791
7320209000	Other Helical Springs For Motor Vehicles	164 801	1 179 567	2 133 152	10 151 990
7320901000	Other Springs And Leaves For Motorvehicles	152 722	861 418	1 328 723	8 539 096
7320909000	Other Springs And Leaves	172 789	949 781	1 397 741	8 170 285
7321110000	Cooking Appliances And Plate Warmers Forgas Fuel Or For Both Gas A	224 246	1 180 280	1 051 482	5 150 885
7321120000	Cooking Appliances And Plate Warmers With Liquid Fuel	0	67	0	347
7321190000	Other Cooking Appliances & Plate Warmersincluding Appliances For S	8 772	67 646	53 642	333 082
7321810000	Other Appliances With Gas Fuel Or Forboth Gas And Other Fuels	29 448	244 551	15 920	348 904
7321820000	Other Appliances With Liquid Fuel	0	1 802	0	5 882
7321890000	Other Appliances With Solid Fuel	8 791	11 232	55 523	70 366
7321901000	Oth Cooking Appliances & Plate Warmersof Burner For Kerosene Stov	57	3 265	353	18 123
7321902000	Other Cooking Appliances And Platewarmers	217 460	1 500 626	996 523	7 218 710
7321909000	Other Cooking Appliances And Platewarmers	308 501	2 078 114	498 617	3 826 975
7322110000	Radiators And Parts Of Cast Iron	4	6 799	121	17 545
7322190000	Other Parts Of Radiators	10 540	242 962	185 287	1 997 411
7322900000	Other Radiators For Central Heating	17 399	538 131	154 861	2 711 361
7323100000	Iron/ Steel Wool; Pot Scourers& Scouringor Polishing Pads, Gloves And	86 702	514 174	130 828	960 560
7323911000	Kitchenware Of Cast Iron, Not Ennamelled	63 583	612 059	210 978	1 817 253
7323912000	Household Articles Of Cast Iron Notenamelled	0	2 100	0	15 000
7323919000	Household Articles Of Cast Iron Notenamelled	45 179	280 820	61 765	372 666
7323920000	Household Articles Of Cast Iron,Enamelled	80 821	335 778	67 152	209 965
7323931000	Kitchenware Of Stainless Steel	1 117 656	4 792 351	1 996 552	8 539 143
7323932000	Other Household Articles Of Stainlesssteel	16	2 735	24	4 847
7323939000	Other Household Articles Of Stainlesssteel	842 880	5 025 967	1 029 088	5 900 516
7323940000	Household Of Iron(Oth. Than Cast Iron)Or Steel, Enamelled	200 443	1 414 467	135 937	933 437
7323991000	Other Kitchenware	268 684	1 701 563	339 473	2 291 010
7323992000	Ashtrays	226	7 810	142	16 754
7323999000	Other Household Articles Of Ironor Steel	413 535	1 353 521	687 156	2 509 156
7324101000	Kitchen Sinks Of Stainless Steel	305 946	1 200 952	672 117	2 864 453
7324109000	Snks And Wash Basins, Of Stainlesssteel, Oth Than Kitchen Sink	27 744	361 061	120 787	799 079
7324211000	Bath Of Cast Iron, Whether Ornot Enamelled	34 673	69 224	179 697	316 467
7324219000	Of Cast Iron, Whether Or Not Enamelled,Not Long Bathtubs	24	24 995	955	18 011
7324290000	Oth Sanitary	13 938	154 780	262 597	916 335
7324901000	Sanitary Ware For Flushing Water Closets Or Urinals (Fixed Type)	6 654	12 886	9 203	18 790
7324903000	Sanitary Ware Of Bedpans,Urinals ( Portable Type ) And Chamber Pot:	1	1	4	4
7324909100	Part Of Kitchen Sinks Or Bathtubs	9 318	40 863	22 257	134 525
7324909300	Part Of Flushing Water Closeta Or Urinals (Fixed Type)	8 902	13 778	24 166	38 906
7324909900	Oth Sanitary Ware And Parts	263 557	1 422 384	426 875	2 909 794
7325102000	Manhole Covers, Gratings And Frames Therefor	71 228	209 707	204 218	584 638
7325109090	Spouts And Cups For Not Latex Collection	253 072	620 914	231 177	795 019
7325910000	Grinding Balls And Similar Articles Formills	582 735	3 531 381	729 490	5 216 089
7325992000	Manhole Covers, Gratings And Frames Therefor	32 578	310 749	20 723	1 023 242
7325999000	Oth Than Cast Articles Of Iron Or Steel	239 183	839 842	924 620	4 118 544
7326110000	Grinding Balls And Similar Articles Formills	3 768 602	22 988 283	4 497 041	27 637 778
7326190000	Other Articles Or Iron Or Steel But Notforged Or Stamped	2 166 937	13 001 372	10 563 440	59 625 761
7326205000	Poultry Cages And The Like Articles Ofiron Or Steel Wire	370 431	1 959 173	592 485	3 264 148
7326209000	Poultry Cages And The Like Oth Thanarticles Of Iron Or Steel Wire	384 342	1 941 255	846 075	4 906 661
7326901000	Ships' Rudders Not Forged Or Stamped	27 929	161 213	351 192	1 128 993

I.3. IM POR M ENURUT KOM ODITI / IM PORT BY HS COMM ODITY

\*\*\* JUNI/ JUNE 2014 \*\*\*

H S	Uraian Komoditi Commodity Description	Berat Bersih / Net Weight (Kg)		Nilai / Value C.I.F (US\$)	
		Bulan ini Current Month	Kumulatif Cum.Jan. to date	Bulan ini Current Month	Kumulatif Cum.Jan. to date
7326903000	Stainless Stl Shield&Clamp Assembly Wthrubb.Sl For Hubless Cast Iron	315 774	1 174 197	1 385 593	7 654 720
7326906000	Bunsen Burners	123 918	297 085	754 455	1 899 289
7326907000	Stainless Steel Shield, Clamp Assemblyhorses Shoes, Riding Boot Spur	37 580	76 551	91 801	281 791
7326909100	Cigarette Cases And Boxes	691	12 415	13 335	174 120
7326909910	Spouts And Cups For Latex Collection	35 302	39 906	467 240	786 036
7326909920	Rat Traps But Not Forged Or Stamped	723	5 767	295	18 290
7326909990	Other Articles Not Forged Or Steamed	4 808 412	22 886 004	29 691 985	140 001 528
7401000000	Copper Mattes, Cement Copper(Precipitated Copper)	0	132 052	0	2 566 521
7402000000	Unrefined Copper, Copper Anodes Forelectrolytic Refining.	803	37 803	12 324	290 461
7403110000	Refined Copper For Cathodes And Sections Of Cathodes	8 953 479	52 037 309	61 414 405	372 435 408
7403120000	Refined Copper For Wire-Bars	7	2 959	143	13 090
7403130000	Refined Cooper For Billets	0	2 944	0	23 647
7403190000	Other Refined Copper	105 583	339 863	785 029	3 018 696
7403210000	Copper Alloys For Copper-Zinc Basealloys (Brass)	527 456	2 223 254	3 417 312	13 483 482
7403220000	Copper Alloys For Copper-Tin Base Alloys(Bronze)	110 994	671 596	817 458	4 133 636
7403290000	Copper Alloys For Oth Copper Alloys(Oth Than Master Alloys Of Head	4 828	146 337	711 028	6 653 415
7404000000	Copper Waste And Scrap	674 176	3 576 132	4 256 815	22 478 717
7405000000	Master Alloys Of Copper	4 717	59 795	67 611	733 095
7406100000	Powders Of Non-Lamellar Structure	52 875	230 237	587 862	2 513 735
7406200000	Powders Of Lamellar Structure Flakes	53 656	272 036	736 239	3 211 951
7407103000	Profiles Of Refined Copper	1 247	28 728	6 771	201 240
7407104000	Bar Androdss Of Refined Copper	345 892	2 053 010	2 514 755	13 983 233
7407210000	Of Copper-Zinc Base Alloys (Brass)	203 302	1 155 085	1 276 745	7 347 829
7407290000	Other Of Copper Alloys	60 965	394 960	414 348	4 159 726
7408111000	Of Which The Maximum Cross Sectionaldimension Does Not Exced 14	19 929	425 982	119 938	3 506 986
7408119000	Copper Wire Of Which Does Exced 14 Mm	15 051	272 249	122 127	824 981
7408190000	Other Wire Of Refined Copper	1 052 676	5 680 770	6 495 727	33 894 888
7408210000	Of Copper-Zinc Base Alloys (Brass)	51 523	560 800	398 383	4 681 244
7408220000	Of Copper-Nickel Base (Cupro-Nickel)Or Copper-Nickel-Zinc Base/ Nick	4 646	19 557	68 380	255 833
7408290000	Other Copper Alloys For Copper Wire	176 999	638 323	776 325	4 142 782
7409110000	Copper Plates, Sheets And Strips,Of Refined Copper In Coils	119 831	592 469	1 054 749	5 047 014
7409190000	Copper Plates, Sheets And Strips,Of Refined Copper, Not In Coils	76 870	1 038 728	890 388	7 422 287
7409210000	Copper Plates, Sheets,Strips, Of Copperzinc Base Alloys (Brass), In Coil	622 106	3 191 736	4 189 009	23 310 839
7409290000	Copper Plates, Sheets,Strips, Of Copperzinc Base Alloys (Brass), Not In	244 146	1 671 791	1 060 532	8 228 035
7409310000	Copper Plates, Sheets,Strips, Of Coppertin Base Alloys (Brass), In Coils	251 901	1 194 528	2 151 572	10 212 014
7409390000	Copper Plates, Sheets,Strips, Of Coppertin Base Alloys (Brass), Not In t	49 494	202 467	333 424	939 853
7409400000	Copper-Nickel Base Alloy (Cupro-Nickel), Copper-Nickel-Zinc Base Allc	91 432	570 574	862 004	5 117 724
7409900000	Other Copper Alloys, Unrefined	2 696	93 278	85 835	630 025
7410110000	Copper Foil, Refined, Thickness < 0.15Mm , Not Backed	131 859	594 141	1 132 258	5 112 355
7410120000	Copper Alloys, Refined, Thickness < 0.15 Mm, Not Backed	80 254	499 515	797 284	4 876 821
7410210010	Copper Foil Reinforced Sheets/Plates Ofpolyamide, Of Refined Coppe	420	3 754	842	8 217
7410210020	Copper Foil Reinforced Sheets/Plates Ofpolyamide, Copper Clad Lamii	320 117	2 350 007	1 914 497	13 642 356
7410210090	Reinforced Sheets/Plates Of Polyamide,Copper Clad Laminate Not For	7 465	31 795	55 674	250 154
7410220000	Reinforced Sheets/Plates Of Polyamide,Of Copper Alloys, Unrefined	802	4 355	23 205	107 071
7411100000	Copper Tubes & Pipes Of Refined Copper	579 199	2 963 307	4 472 621	23 681 610
7411210000	Copper Tubes & Pipes Of Copper Alloywith Copper-Zinc Base Alloys (	165 509	788 980	1 190 005	6 328 048
7411220000	Copper Tubes & Pipes Of Copper Alloywith Cupro-Nickel Or Nickel Sl	1 859	14 511	87 339	424 197
7411290000	Other Copper Tubes And Pipes	1 046 628	5 220 257	2 078 654	12 479 043
7412100000	Copper Tube Or Pipe Fittings Ofrefined Copper	28 176	76 317	131 266	316 795
7412201000	Copper Tube Or Pipe Fittings Ofcopper-Zinc Base Alloys (Brass)	69 082	313 342	585 673	4 061 394
7412209000	Copper Alloys, Not Brass, Refined	58 688	258 504	274 655	1 957 237
7413001000	Stranded Wire,Cable&Etc, Not Electricalinsul. A Diameter Not Exceedi	39 538	263 581	360 442	2 291 848
7413009000	Stranded Wire,Cable&Etc, Not Electricalinsul. A Diameter > 28,28 Mm	74 403	835 343	1 045 505	2 958 451
7415101000	Nails & Tacks, Drwing Pins,Staples Ofcopper Iron Or Steel With Head (	3 900	57 473	12 378	176 384
7415102000	Staples And Smilar Articles Of Copper	33	1 869	149	2 893
7415109000	Tacks, Drawing Pins, Staples & Smilar Articles	5 340	61 991	60 790	1 907 978
7415210000	Washers (Including Spring Washers)But Not Threaded	20 058	118 964	119 031	1 008 192
7415290000	Other Articles Of Copper, Not Threaded	2 135	31 560	58 203	613 900
7415331000	Screws	23 289	281 145	288 483	2 822 679
7415332000	Bolts And Nuts	165 094	525 371	276 549	2 487 972
7415390000	Other Threaded Articles	8 444	62 476	102 543	867 581
7418101000	Pot Scourers And Scouring Or Polishingpads, Gloves And The Like	11	6 167	14	10 802
7418103000	Cooking/Heating Apparatus Of Kind Usedfor Household Purposes,Nor	723	15 303	1 657	19 462
7418109000	Other Household Articlcs And Partsthereof Of Coppers	1 507	4 239	8 001	29 808
7418200000	Sanitary Ware And Parts Thereof	58 373	220 661	591 313	2 091 093
7419100000	Chain And Parts Thereof Of Copper	9 641	44 172	84 505	187 327
7419910010	Fittings For Fire Hoses, Of Copper	657	4 001	20 634	83 491
7419910020	Reservoirs, Tanks, Vats And Smilarcontainers Not Fitted Of Copper	124	56 169	5 350	988 372

**I.3. IMPOR MENURUT KOMODITI / IMPORT BY HS COMMODITY**  
**\*\*\* JUNI/ JUNE 2014 \*\*\***

H S	Uraian Komoditi Commodity Description	Berat Bersih / Net Weight (Kg)		Nilai / Value C.I.F (US\$)	
		Bulan ini Current Month	Kumulatif Cum.Jan. to date	Bulan ini Current Month	Kumulatif Cum.Jan. to date
7419910030	Electroplating Anodes,Machine Beltfastener, Fittings For Ships/Oth Ve	4 173	113 652	487 395	1 146 788
7419910090	Oth Table, Kitchen,Cast, Moulded,Stamped / Forged But Not Further	44 936	268 761	960 457	6 247 739
7419993100	Colth Grill And Netting Of Copper Wirefor Machinery	542	26 001	22 142	376 235
7419993900	Grill And Netting Of Copper Wire Clothsuitable For Making Mosquito	377	4 045	17 878	62 656
7419994000	Other Grill And Netting Of Copperwire Springs	7 528	112 433	116 811	1 009 977
7419995000	Other Grill And Netting Of Copper Wirecigarette Cases Or Boxes And	84	94	1 617	5 348
7419996000	Cooking/Heating Apparatus, Oth Than Ofa Kind Used For Domestic Pt	0	4 173	0	12 796
7419997000	Articles Specially Designed Foruse During Religious Rites	38	11 612	4 799	17 752
7419999010	Electroplating Anodes,Machine Beltfastener,Fitting For Ships,For Fire	94 397	505 241	432 068	2 275 027
7419999020	Similar Containers Not Fitted With Mech./Termal Equip. Of A Cap.Of <	1 532	20 829	2 568	101 750
7419999090	Other Articles Of Non Copper	63 301	281 894	635 121	2 719 239
7501100000	Nickel Mattes	0	208	0	1 477
7501200000	Nickel Oxide Snters&Oth Intermediateproducts Of Nickel Metallurgy	0	8 000	0	14 800
7502100000	Unwrought Nickel, Not Alloyed	86 424	447 274	1 621 519	7 130 854
7502200000	Unwrought Nickel Alloys	244	1 476	2 696	20 939
7504000000	Nickel Powders And Flakes	7 725	41 625	177 758	707 285
7505110000	Bars, Rods And Profiles Of Nickel,Not Alloyed	63	10 057	1 937	219 420
7505120000	Bars, Rods & Profiles Of Nickel Alloys	8 084	63 247	184 422	1 211 043
7505210000	Wire Of Nickel, Not Alloyed	3 078	20 277	135 755	494 321
7505220000	Wire Of Nickel Alloys	58 329	418 343	835 207	9 105 790
7506100000	Nickel Plates, Sheets, Strip&Foil Ofnickel, Not Alloyed	3 769	37 498	60 417	664 988
7506200000	Nickel Plates, Sheets, Strip And Foil Ofnickel Alloys	25 826	171 086	496 284	2 683 108
7507110000	Tubes And Pipes Of Nickel, Not Alloyed	2 913	3 781	50 472	55 226
7507120000	Tubes And Pipes Of Nickel Alloys	1 721	18 499	61 529	672 065
7507200000	Tube Or Pipe Fittings	3 498	42 346	69 044	1 001 272
7508100000	Cloth, Grill And Netting, Of Nickel Wire	3 556	13 242	9 144	612 071
7508903000	Bolts And Nuts Of Non Nickel	5 424	22 995	48 311	178 484
7508904000	Other Articles Suitable For Use Inbuilding Of Non Nickel	3	219 325	387	271 453
7508905000	Electroplating Anodes,Wrought Orun-Wrought, Including Those Prod	700	32 599	8 589	981 842
7508909010	Screens For Printing Machines	42 219	200 135	574 739	2 593 141
7508909090	Other Articles Of Nickel	1 266	11 457	42 061	1 183 899
7601100000	Unwrought Aluminium, Not Alloyed	5 625 355	38 329 126	12 434 850	80 557 545
7601200000	Unwrought Aluminium Alloys	16 937 942	93 559 097	38 976 481	208 606 721
7602000000	Aluminium Waste And Scrap	5 578 094	24 675 881	9 011 022	39 693 299
7603100000	Aluminium Powders Of Non Lamellarstructure	45 831	1 173 855	163 928	1 835 739
7603200010	Aluminium Flakes Of Lamellar Structure	12 000	28 918	33 600	112 456
7603200020	Aluminium Powders Of Lamellar Structure	55 579	290 689	176 802	1 610 232
7604101000	Aluminium Bars And Rods Not Alloyed	238 280	2 303 511	509 500	5 081 578
7604109010	Profiles Suitable For Use As Heat Snkwith Cross-Sect.Dimention <17,5	31 377	166 456	247 881	1 330 598
7604109090	Oth Aluminium Profiles Suitable For Useas Heat Snk	966 429	4 675 693	1 395 589	6 456 294
7604211000	Perforated Tube Profile For Evaporatorcoils Of Mtr Vehicle Ac Mach.C	22 794	31 269	78 779	160 286
7604219000	Oth Hollow Profiles Of Aluminium Alloys	225 300	1 336 981	831 501	5 242 550
7604291000	Extruded Bars And Rods Not Surfacetreated	30 649	260 625	221 834	1 142 174
7604293000	Y-Shaped Profiles For Zip Fasteners, Incoils Of Non Aluminium Alloys	10 396	36 037	39 243	191 567
7604299000	Other Extruded Bars, Rods And Profilesof Non Aluminium Alloys	158 776	1 475 877	538 151	5 577 268
7605110000	Alum. Wire Of Not Alloyed Which The Max.Cross-Sect'L Dim.Exceeds :	11 223	36 066	147 096	369 805
7605191000	Aluminium Wire Of Not Alloyed Witha Diameter < 0.0508 Mm	12 299	25 189	47 265	98 730
7605199000	Other Aluminium Wire Of Non Aluminiumnot Alloyed	176 510	1 203 136	601 620	4 063 140
7605210000	Alum. Wire Of Aluminium Alloys Which Themax.Cross-Sect'L Dimensic	0	118 249	0	385 080
7605290000	Aluminium Wire Of Non Aluminium Alloywith A Diameter Not Exceed	80 486	364 239	145 973	1 341 805
7606111000	Aluminium Plates,Sheets&Strip Of Plainor Figured By Rolling Of Thick.	122 687	8 388 335	1 382 142	25 856 481
7606119000	Oth Aluminium Plates,Sheets&Strip Ofplain/ Figured By Rolling Of Thic	1 878 687	11 043 503	4 251 532	25 539 040
7606121000	Aluminium Alloys Can Stock Including Endstock & Tab Stock In Coils	25	48 448	301	1 489 915
7606122000	Aluminium Plates, Not Sensitised Of Kindused In The Printing Industry	17 236	317 405	26 772	879 730
7606123100	Sheets Of Aluminium Alloy 5082,5182,<1Min With Incoils	105 075	983 672	452 592	3 972 743
7606123910	Sheets Alum.Litho Grade Sheet/ Coil Alloyha 1052 Hardness Temper H	1 104 190	6 462 852	2 273 110	11 384 157
7606123990	Other Aluminium Sheet/ Coil Not Exceeding1,000 Mm In Width	4 141 210	22 244 615	13 160 365	70 288 089
7606129000	Oth Plain/ Figured By Roll./ Press. Butnot Surface Treatedof Non Alum.	1 056 162	6 620 494	6 979 616	36 996 305
7606910000	Oth Alum. Not Alloyed,Plain/ Figured Byrolling/ Pressing Not Surface Ti	192 644	1 043 287	943 003	5 145 937
7606920000	Oth Aluminium Alloyed,Plain/ Figured Byrolling/ Pressing Not Surface T	347 419	1 852 259	958 809	4 327 126
7607110000	Aluminium Foil Not Backed, Rolled Butnot Further Worked	1 731 223	10 605 573	6 038 601	37 598 469
7607190000	Oth.Aluminium Foil Alloy Not Rolled Butnot Worked	770 287	3 191 501	5 416 062	24 289 676
7607200000	Aluminium Foil Backed	698 566	4 305 150	2 923 568	16 993 984
7608100000	Aluminium Tubes And Pipes Of Aluminium,Not Alloyed	49 705	566 418	475 164	4 096 721
7608200000	Aluminium Tubes And Pipes Of Aluminiumalloys	259 533	12 811 349	891 572	27 950 147
7609000000	Aluminium Tube Or Pipe Fittings (Forexample, Coupling,Elbows,Sleeve	123 466	771 434	1 246 971	7 710 576
7610100000	Alum. Structures For Doors, Windows & Their Frames And Thresholds	226 219	1 277 105	655 737	4 379 393
7610902000	Other Aluminium Structures Internal/ External Floatingroofs For Stora	98	18 207	1 907	101 865

I.3. IMPOR MENURUT KOMODITI / IMPORT BY HS COMMODITY

\*\*\* JUNI/ JUNE 2014 \*\*\*

HS	Uraian Komoditi Commodity Description	Berat Bersih / Net Weight (Kg)		Nilai / Value C.I.F (US\$)	
		Bulan ini Current Month	Kumulatif Cum.Jan. to date	Bulan ini Current Month	Kumulatif Cum.Jan. to date
761090000	Oth Alum. Structures For Bridges Andbridge Section,Towers,Lattice M	1 170 120	6 383 968	1 149 309	8 632 554
761100000	Aluminium Reservoirs, Tanks, Vats Andsimilar Containers For Any Mat	32 315	130 713	318 676	1 378 686
761210000	Aluminium Collapsible Tubular Containers	37 746	100 362	440 319	1 972 710
761290100	Aluminium Casks, Drums, Cans, Boxes Andseamless Containers For Fri	0	7 304	0	39 856
761290900	Oth.Aluminium Casks,Drums,Cans, Boxes & Containers, For Any Mater	687 740	3 897 895	4 062 225	19 983 023
761300000	Aluminium Containers For Compressedor Liquified Gas	10 622	62 405	165 846	715 053
761410110	With Steel Core Cables Of A Diameternot < 25.3 Mm	12 943	3 868 987	80 250	8 047 504
761410120	With Steel Core Cables Of A Diameter> 25.3 Mm But < 28.28 Mm	0	71	0	663
761410190	Other Cable Wth Steel Core	74 125	530 648	913 238	5 925 851
761410900	Other Stranded Wire With Steel Core	6 973	54 760	49 306	633 083
761490110	Cables Without Steel Core Of A Diameter< 25.3 Mm	1 891	4 261	18 823	44 347
761490120	Cables Without Steel Core Of A Diameter> 25.3 Mm But < 28.28 Mm	538	538	6 750	6 750
761490190	Other Cable Without Steel Core	1 698	20 546	53 352	715 091
761490900	Other Stranded Wire Without Steel Core	2 444	77 134	46 160	491 761
761510100	Pot Scourers And Scouring Or Polishingpads,/ Gloves And The Like Of /	0	29 430	0	124 065
761510900	Oth Table, Kitchen/Oth Householdarticles & Parts Thereof Of Alumini	490 669	2 441 130	1 900 812	8 984 883
761520200	Bedpans, Urinals ( Portable Type )And Chamber Pots	19	2 466	1 730	140 702
761520900	Other Sanitary Ware And Parts Thereof Ofaluminium	10 888	98 839	19 056	506 799
761610100	Nails Of Aluminium	25 023	92 996	13 645	84 180
761610200	Staples And Hooks Of Aluminium	28 809	211 608	210 389	1 499 474
761610900	Tacks, Rivets,Cotters,Cotter Pins And Washers Of Aluminium	112 405	760 812	907 673	6 591 716
761691000	Other Cloth, Grill, Netting And Fencing, Of Aluminium Wire	35 670	150 814	88 918	367 864
761692000	Ferrules For Use In The Manufacture Of Pencils	18 024	135 467	114 786	773 649
761693000	Alum.Slugs, Round, Of Such Dim. That The Thick'S>One Tenth Of The l	270 509	1 087 473	615 345	2 477 069
761694000	Bobbins, Spools, Reels And Smilarsupports For Textile Yarn	32 691	83 868	79 785	331 038
761696000	Latex Spouts And Latex Cups	2 678	5 725	6 599	11 568
761699110	Venetian Blinds	1 135	2 879	6 964	79 586
761699190	Other Venetian Blinds	55 338	222 906	292 904	1 008 612
761699200	Expanded Metal	183	7 245	2 831	47 943
761699900	Other Expanded Metal	503 128	2 374 469	3 871 935	17 728 220
780110000	Unwrought Refined Lead	4 258 251	21 734 376	9 541 120	49 696 946
780191000	Unrefined Lead Containing By Weightantimony As The Principal Othei	1 925 495	13 082 878	4 227 440	28 733 139
780199000	Unrefined Lead Containing By Weightantimony Not As The Principal C	1 196 434	7 668 043	2 865 646	18 345 651
780411000	Lead Sheets, Strip And Foil Ofa Thickness < 0,2 Mm	5 451	11 255	43 265	104 842
7804190010	Lead Embossed,Cut To Shape,Perfortd,Coated,Printed,Backed,Reinfor	40 427	88 025	409 278	1 809 062
7804190090	Oth Lead Waste & Scrap, Plates, Sheets,Strip And Foil, Lead Powder &	324 133	1 094 229	720 137	2 441 976
780420000	Lead Powders And Flakes	20 236	42 438	51 571	118 534
780600200	Lead Bars,Rods, Profiles And Wire	7 494	266 562	211 319	1 966 149
780600300	Lead,Tubes,Pipes And Tube Orpipe Fittings	5 867	19 445	32 924	192 537
7806009010	Lead Wool,Washers,Electro-Plating Anodes	67	1 176	14 155	106 424
7806009090	Other Articles Of Lead	12 323	34 511	89 288	430 496
7901110000	Zinc Not Alloyed Containing By Weight99.99% Or More Of Zinc	6 324 100	41 849 154	14 298 428	92 928 784
7901120000	Zinc Not Alloyed Containing By Weight< 99.99% Of Zinc	1 947 554	14 284 476	4 434 781	31 856 281
7901200000	Zinc Alloys	1 478 673	9 232 468	3 692 370	22 059 516
7903100000	Zinc Dust	145 135	974 702	426 341	2 356 759
7903900000	Zinc Powders And Flakes	246 068	1 249 515	737 764	3 692 903
7904000000	Zinc Wire,Bars,Rods, Profiles And Wire	33 605	155 397	107 299	436 715
7905003000	Zinc Foil A Tickness < 0.25 Mm	131 150	184 916	43 085	70 790
7905009000	Zinc Plates, Sheets, Strip And Foil> 0.25 Mm	436 605	1 586 649	473 226	2 119 045
7907003000	Gutters, Roof Capping, Skylight Frames & Oth Fabricated Building Com	57 100	522 856	70 229	596 467
7907004000	Zinc Tubes, Pipes,Tube, Pipe Fittings(For Cuoplings, Elbows, Sleeves)	40 519	69 817	256 023	612 307
7907009100	Other Cigarette Cases Or Boxes Ashtrays	0	1 020	0	2 655
7907009200	Other Household Articles	4 050	4 763	7 557	10 096
7907009910	Elec.Plating Anodes,Stencil Plates,Nail,Tackes,Nuts,Bolt,Screws, & Sm	92 548	227 870	173 346	497 082
7907009990	Oth Articles Of Zinc	159 947	810 990	440 192	2 757 294
8001100000	Unwrought Tin, Not Alloyed	0	19 701	0	212 950
8001200000	Unwrought Tin Alloys	8 277	74 900	223 439	2 211 163
8003001000	Tin Bars, Rods, Profiles And Wiresoldering	13 864	80 871	386 579	2 093 703
8003009000	Tin Bars, Rods, Profiles And Wirenot Soldering	56 441	270 864	1 241 843	5 123 523
8007002000	Other Articles Of Tin,Plates,Sheets Andstrip Thickness > 0,2 Mm	25 984	404 410	49 186	492 567
8007003000	Tin-Foil (Whether Or Not Printed Or Backpaper, Etc),Thick < 0,2 Mm,P	723	8 875	10 695	131 129
8007004000	Tin-Tubbes,Pipes & Tube/ Pipe Fitting(Forexample,Couplings,Elbows,S	1 577	11 827	7 856	51 117
8007009100	Cigarette Cases And Boxes, Ashtraysof Tin	0	10	0	10 540
8007009200	Other Household Articles Of Tin	36	36	2 792	2 792
8007009910	Articles Of Tin, Collapsible Tubes Fordentifrices, Colours, And The Like	1	1	2	2
8007009990	Other Articles Of Tin	10 695	250 227	73 761	547 264
8101100000	Tungsten (Wolfram) Powders	325	1 697	23 000	122 325
8101940000	Unwrought Tungsten, Including Bars Androds Obtained Simply By Sint	832	5 105	91 562	598 410

I.3. IMPOR MENURUT KOMODITI / IMPORT BY HS COMMODITY

\*\*\* JUNI/ JUNE 2014 \*\*\*

H S	Uraian Komoditi Commodity Description	Berat Bersih / Net Weight (Kg)		Nilai / Value C.I.F (US\$)	
		Bulan ini Current Month	Kumulatif Cum.Jan. to date	Bulan ini Current Month	Kumulatif Cum.Jan. to date
8101960000	Tungsten Wire	130 290	358 899	633 804	2 301 720
8101991000	Tungsten Bar&Rods,Oth Than Thoseobtaine Ply By Sintering,Profiles,!	76	677	15 737	99 581
8101999000	Other Articles Of Tungstens Thereofincluding Waste & Scrap	553	30 175	86 847	480 455
8102100000	Molybdenum Powders	71	3 075	2 604	67 970
8102940000	Unwrought Molybdenum, Including Barsand Rods Obtained Simply By	0	24	0	2 774
8102950000	Molybdenum Bar&Rods,O.Than Those Obt'Dsimp. By Sintering,Profile	3	126	174	14 523
8102960000	Molybdenum Wire	8 941	38 420	66 026	429 847
8102990000	Other Molybdenum	88	1 022	1 322	9 899
8103200000	Unwrought Tantalum, Including Bars Androds Obt'D Smp.By Sintering	49 268	216 785	8 641 338	38 453 311
8103900000	Other Tantalum	11	238	3 275	79 287
8104110000	Magnesium Containing At Least 99.8 % Byweight Of Magnesium	129 914	978 438	328 457	2 604 448
8104190000	Other Unwrought Magnesium	1 907	31 085	40 187	276 697
8104300000	Magnesium Rasplings,Turnings & Granules,Graded According To Size; F	21 871	39 681	269 293	414 172
8104900000	Other Magnesium	8 156	33 983	33 522	101 137
8105201000	Unwrought Cobalt	0	13 136	0	411 384
8105209000	Mattes Cobalt; Cobalt Powders	72	1 525	4 057	67 374
8105900000	Other Cobalt Mattes	667	3 381	78 693	407 660
8106009000	Other Bismut And Articles Thereof	1 000	1 005	30 500	30 570
8107200000	Unwrought Cadmium, Powders	1	14	204	1 127
8107900000	Other Cadmium And Articles Thereof	0	94	0	2 430
8108200000	Unwrought Titanium Powders	772	872	3 005	10 114
8108900000	Other Titanium And Articles Thereof	38 284	168 011	655 227	2 986 467
8109200000	Unwrought Zirconium Powders	5 857	35 060	3 450	20 338
8109900000	Other Zirconium And Articles Thereof	1 476	59 120	15 697	1 399 007
8110100000	Unwrought Antimony Powders	22 863	94 078	214 655	768 622
8110200000	Antimony Waste And Scrap	0	7	0	6 923
8110900000	Other Antimony And Articles Thereof	2 000	3 182	8 580	17 303
8111000000	Manganese And Articles Thereof,Including Waste And Scrap	5 844	20 489	12 302	59 838
8112190000	Other Beryllium And Articles Thereof	0	826	0	55 836
8112210000	Unwrought Chromium Powders	2 258	26 178	13 398	309 909
8112290000	Other Chromium And Articles Thereof	27	1 598	3 818	61 582
8112920000	Thallium Unwrought Waste And Scrappowders	0	81	0	47 850
8112990000	Other Thallium And Articles Thereof	0	29	0	17 444
8113000000	Cermets And Articles Thereof, Includingwaste And Scrap	11	263	1 778	39 446
8201100000	Hand Tools Spades And Shovels	12 972	34 321	25 187	40 144
8201301000	Hoes (Mamooties) And Rakes	5 731	5 751	11 902	13 163
8201309000	Mattocks And Picks	13 052	14 134	37 640	56 360
8201400000	Axes, Bill Hooks And Similar Hewingtools	0	18	0	572
8201500000	Secateurs & Similar One-Handed Prunersand Shears (Including Poultre)	11 016	77 289	65 772	152 407
8201600000	Hedge Shears,Two-Handed Pruning Shearsand Similar Two Handed S	0	1	0	2
8201900000	Other Hand Tools Of A Kind Used Inagriculture, Horticulture Or Forest	573	11 999	168	74 733
8202100000	Hand Saws	273 797	1 191 086	312 333	1 305 724
8202201000	Band Saw Blades	789	12 844	5 284	68 075
8202209000	Sparepart Band Saw Blades	158 574	684 711	390 305	2 404 591
8202311000	Circular Saw Blades With Working Part Ofsteel	4 779	15 134	69 324	266 233
8202319000	Sparepart Circular Saw Blades Withworking Part Of Steel	27 381	137 072	136 816	1 181 383
8202390000	Other Circular Saw Blades Includingparts	49 347	286 584	200 316	1 289 810
8202400000	Chain Saw Blades	14 057	110 897	33 778	311 780
8202910000	Straight Saw Blades For Working Metal	3 909	34 258	18 169	346 762
8202991000	Straight Saw Blades	3 979	43 327	89 620	727 733
8202999000	Other Saw Blades	132 806	591 704	817 963	2 675 356
8203100000	Files, Rasps And Similar Tools	98 702	332 496	189 281	675 426
8203200000	Pliers (Including Cutting Pliers),Pincers, Tweezers And Similar Tools	510 336	2 135 336	892 878	4 154 597
8203300000	Metal Cutting Shears And Similar Tools	33 557	251 938	75 807	602 349
8203400000	Pipe-Cutters, Bolt Croppers, Perforatingpunches, And Similar Tools	51 367	369 542	164 495	946 024
8204110000	Hand Operated Spanners And Wrencheson Adjustable	557 285	2 656 208	1 014 719	4 830 926
8204120000	Hand Operated Spanners And Wrenchesadjustable	323 139	1 293 601	750 547	3 892 262
8204200000	Interchangeable Spanner Sockets, Withor Without Handles	228 425	918 558	487 970	2 369 885
8205100000	Drilling, Threading Or Tapping Tools	61 746	362 296	619 770	2 716 242
8205200000	Hammers And Sedge Hammers	610 697	3 337 141	593 436	8 309 131
8205300000	Planes, Chisels, Gouges And Similarcutting Tools For Working Wood	107 199	498 035	128 654	1 830 905
8205400000	Screwdrivers	365 698	1 477 825	530 765	3 110 398
8205511000	Flat Irons	0	5 836	0	13 806
8205519000	Other Household Tools	3 752	67 246	44 718	433 040
8205590000	Other Hand Tools , Oth Than Househlotools	547 632	2 776 412	1 325 992	8 078 756
8205600000	Blow Lamps	341	4 955	1 710	34 011
8205700000	Vices, Clamps And The Like	151 735	1 100 084	1 036 899	6 206 806
8205900000	Other Including Sets Of Articles Of Twoor More Subheadings Of This	60 517	609 921	335 448	3 948 309

I.3. IM POR M ENURUT KOM ODITI / IM PORT BY HS COMM ODITY

\*\*\* JUNI/ JUNE 2014 \*\*\*

H S	Uraian Komoditi Commodity Description	Berat Bersih / Net Weight (Kg)		Nilai / Value C.I.F (US\$)	
		Bulan ini Current Month	Kumulatif Cum.Jan. to date	Bulan ini Current Month	Kumulatif Cum.Jan. to date
8206000000	Tools Of Two/More Of The Headings82.02To 82.05 Put Up In Sets For	208 273	828 786	1 691 108	7 410 084
8207130000	Rock Drilling Or Earth Boring Tools With Working Part Of Cermet	4 310	97 443	102 683	3 042 552
8207190000	Other Rock Drilling / Earth Boring Tools, Including Parts	94 689	483 153	4 427 791	20 928 156
8207200000	Dies For Drawing Or Extruding Metal	50 377	492 625	1 873 679	11 453 160
8207300000	Tools For Pressing, Stamping Or Punching	122 620	869 455	2 012 892	16 713 068
8207400000	Tools For Tapping Or Threading	19 462	114 159	643 190	4 275 919
8207500000	Tools For Drilling, Other Than For Rockdrilling	189 313	665 162	2 328 963	8 159 012
8207600000	Tools For Boring Or Broaching	4 853	42 238	441 265	2 750 777
8207700000	Tools For Milling	8 344	59 306	356 316	2 513 148
8207800000	Tools For Turning	57 028	118 837	704 610	4 115 077
8207900000	Other Interchangeable Tools	93 286	982 256	1 898 588	17 872 560
8208100000	Knives And Cutting Blades For Metalworking	40 498	210 751	1 033 661	5 508 307
8208200000	Knives And Cutting Blades For Woodworking	45 568	284 880	229 260	2 011 284
8208300000	Knives&Cutting Blades F Kitchen App'Es / For Mach. Used By The Food	9 081	36 157	104 608	287 890
8208400000	Knives&Cutting Blades For Agricultural , Horticultural Or Forestry Mac	4 555	82 042	17 904	374 744
8208900000	Other Knives And Cutting Blades Formachines Or For Mechanical App	165 371	873 885	2 296 320	13 344 896
8209000000	Plates, Sticks, Tips And The Like Fortools,	34 515	174 956	3 213 983	19 334 966
8210000000	Hand-Operated Mechanical Appliances,Weighing	125 818	741 722	1 73 848	782 007
8211100000	Knives With Cutting Blades,Serrated Ornot And Sets Of Assorted Artic	4 188	45 883	48 570	241 172
8211910000	Table Knives Having Fixed Blades	48 658	204 929	158 027	672 290
8211925000	Knives ,Fix Blades, Handle Of Base Metalfor Agricultural, Horticultural	4 058	9 370	64 656	198 552
8211929010	Flick/Spring Knives,Hunting,Diving& Scouts Knives, Penknives,Blades>1	115	24 519	7 077	86 979
8211929090	Other Knives Having Fixed Blades Withhandle Of Base Metal	14 122	91 985	79 327	411 456
8211932010	Knives,Oth Than Fixed Blades,With Handle Base Metal, For Agricultur:	3	10 143	11	19 607
8211932090	Knives,Oth Than Fixed Blades,Handle Oththan Metal, For Agricultural,	1 001	2 782	13 373	46 448
8211939000	Knives Having Other Than Fixed Bladeswith Handle Of Base Metal	787	43 444	5 180	107 662
8211941000	Blades For Knife Of Kind Used Foragriculture,Horticulture/ Forestry	354	634	4 691	11 768
8211949000	Blades With Handle Of Base Metal	47 042	143 297	99 167	494 422
8211950000	Knives With Handles Of Base Metal	8 329	61 853	39 811	295 174
8212100000	Razors	85 118	499 109	1 998 696	10 927 388
8212201000	Safety Razor Blades With Double-Edgedrazor Blades	23 671	177 962	328 507	1 858 577
8212209000	Other Razors And Razor Blades Includingrazor Blade Blanks In Strips	53 921	239 968	266 317	2 733 834
8212900000	Other Parts Of Razors And Razor Blade	4 675	45 683	21 626	353 735
8213000000	Scissors, Tailors' Shears And Similarshearsand Blade Thereof	228 380	878 501	295 848	1 460 638
8214100000	Ppr Knives,Litr Openers,Erasing Knives ,Pencil Sharpeners And Blades	233 572	1 152 364	441 343	1 877 956
8214200000	Manicure Or Pedicure Sets Andinstruments Including Nail Files	69 596	331 069	92 718	566 777
8214900000	Other Articles Of Cutlery	184 292	825 778	249 010	1 270 094
8215100000	Spoons,Forks,Ladles,Skimmer,Cake Serv. & Fish Knives Sets Of Assorte	10 271	63 091	14 273	120 571
8215200000	Similar Kitchen And Tableware, Othersets Of Assorted Articles	34 967	205 318	150 141	715 903
8215910000	Smilar Kitchen And Tableware Platedwith Precious Metal	0	138	0	2 632
8215990000	Other Similar Kitchen And Tableware	321 227	1 658 195	590 661	3 140 423
8301100000	Padlocks	816 966	3 628 482	972 071	5 218 266
8301200000	Locks Of A Kind Used For Motor Vehicles	198 943	1 144 502	2 264 000	13 754 955
8301300000	Locks Of A Kind Used For Furniture	543 138	2 578 754	638 588	3 291 520
8301401000	Handcuffs	1 485	4 717	2 880	29 807
8301409000	Other Padlocks And Locks	1 338 283	6 313 233	1 956 962	10 263 621
8301500000	Clasps And Frames With Clasps,Incorporating Locks	13 775	99 503	161 631	1 067 160
8301600000	Parts Of Padlocks And Locks	506 369	2 243 285	3 220 078	16 994 772
8301700000	Keys Presented Separately	40 594	257 613	583 075	3 066 552
8302100000	Hinges	2 527 209	9 741 087	2 307 781	11 790 870
8302201000	Castors Of A Diameter > 100 Mm But < 250 Mm	55 003	169 779	39 117	200 582
8302209000	Oth Base Metal Mountings, Fitting & Similar Articles	436 782	2 348 393	879 670	4 398 971
8302301000	Hasps	20 779	70 800	93 327	484 108
8302309000	Oth Mountings, Fittings And Similararticles Suitable For Motor Vehicle	717 671	3 405 691	4 805 522	27 011 316
8302413100	Hasps Suitable For Building	99 815	449 155	79 030	308 902
8302413900	Bolts, Hooks, Eyes And Staples Suitablefor Building	208 672	617 680	211 334	977 287
8302419000	Other Mounting Suitable For Building	1 320 195	5 453 143	2 793 175	12 616 991
8302422000	Hasps Suitable For Furniture	156 875	833 822	80 069	444 077
8302429000	Bolts Suitable For Furniture	2 132 742	13 581 950	3 581 143	18 199 966
8302491000	Mounting Of A Kind Suitable For Saddlery	5 770	17 190	39 288	201 203
8302499100	Hasps	2 201	39 420	29 523	362 434
8302499900	Other Mounting ; Oth Than Of A Kindsuitable For Saddlery	489 646	2 636 734	755 984	5 451 035
8302500000	Hat-Racks,Hat-Pegs, Brackets And Similar Fixtures	108 356	789 794	413 872	2 950 365
8302600000	Automatic Door Closers	108 371	555 680	438 113	2 381 401
8303000000	Armoured/ Reinforced Safes,Strong-Boxesand Doors And Safe Deposit	285 725	1 720 636	683 537	3 901 488
8304001000	Filing Cabinets Or Card-Index Cabinets	320 701	1 643 717	505 975	3 317 465
8304009100	Other Similar Office Or Desk Equipmentof Aluminium	2 404	32 014	23 347	245 221
8304009900	Other Office Or Desk Equipment Of Copperor Of Lead	208 633	776 509	480 212	1 916 261

**I.3. IMPOR MENURUT KOMODITI / IMPORT BY HS COMMODITY**  
**\*\*\* JUNI/ JUNE 2014 \*\*\***

H S	Uraian Komoditi Commodity Description	Berat Bersih / Net Weight (Kg)		Nilai / Value C.I.F (US\$)	
		Bulan ini Current Month	Kumulatif Cum.Jan. to date	Bulan ini Current Month	Kumulatif Cum.Jan. to date
8305101000	Fittings For Double Loop Wire Binders	74 460	349 921	179 055	933 807
8305109000	Fittings For Loose-Leaf Binders Or Filesoth Than Double Loop Wire Bir	306 127	1 240 480	531 187	2 867 386
8305201000	Staples In Strips Of A Kind For Officeuse	122 983	638 393	207 883	797 502
8305202000	Other Staples In Strips Of Iron Or Steel	14 825	71 976	45 384	184 313
8305209000	Other Fitting For Loose Leaf Binders Orfiles For Staples In Strips	196 948	1 266 841	168 532	1 087 467
8305901000	Letter Coners, Paper Clips, Indexingtags Office Articles	33 497	231 677	48 249	388 000
8305909000	Other Including Parts	214 423	982 085	505 962	2 418 503
8306101000	Bells For Cycles	12 226	85 337	9 416	96 942
8306102000	Bells, Gongs And The Like, Of Copper	265	1 104	1 299	6 239
8306109000	Bells, Gongs And The Like, Oth Than Ofcopper	5 510	14 837	11 971	107 360
8306210000	Statuetes And Other Ornamen Plated Withprecious Metal	464	12 312	1 090	10 897
8306291000	Statuetes And Other Ornamen, Of Copperor Lead	1 707	1 730	2 796	3 080
8306292000	Statuetes And Other Ornamen, Of Nickel	0	658	0	6 824
8306293000	Statuetes And Other Ornamen, Ofaluminium	6 760	7 867	13 668	15 176
8306299000	Other Statuetes And Other Ornamen	7 983	104 086	14 236	259 986
8306301000	Photograph, Picture Or Similar Frames;Mirrors : Of Copper	613	10 251	1 587	46 230
8306309100	Metalic Mirrors Reflecting Trafficviews At Road Interstions/ Sharp Cori	2 608	9 929	10 620	28 621
8306309900	Oth Metalic Mirrors Reflecting Trafficviews At Road Interstions/ Sharp	37 950	152 008	161 556	618 477
8307100000	Flexible Tubing Of Base Metal,Withor Without Fitting Of Iron/Steel	267 193	1 175 587	1 044 416	7 454 914
8307900000	Flexible Tubing Of Base Metal,Withor Without Fitting Of Other Base M	41 643	275 406	142 087	2 323 068
8308100000	Hooks, Eyes And Eyelets Of Base Metal	420 822	2 213 025	3 747 507	24 185 788
8308200000	Tubular Or Bifurcated Rivets Of Basemetal	55 660	412 240	547 391	3 026 006
8308901000	Including Parts With Beads Of A Kindused For Travel Goods	41 026	142 954	297 021	1 619 019
8308909010	Including Parts With Spangles Of A Kindused For Clothing	6 195	8 208	42 482	60 433
8308909090	Claps, Frames With Claps, Buckles,Buckle-Claps Of Base Metal	373 436	1 943 103	3 132 443	16 753 231
8309100000	Crown Corks, Of Base Metal	37 606	114 006	128 312	428 942
8309901000	Capsules For Bottles, Of Base Metal	18 196	47 947	105 140	460 786
8309902000	Top Ends Of Alum. Cans, Of Base Metal	542 855	3 655 077	2 967 606	16 791 852
8309906000	Aerosol Can Ends, Of Tinplate, Of Basemetal	16 257	27 210	52 278	108 764
8309907000	Other Caps For Cans, Of Base Metal	68 295	671 587	258 930	2 601 569
8309908100	Bottle And Screw Caps, Of Aluminium	742	12 593	7 053	179 819
8309908900	Seals & Other Packing Accessoriesof Aluminium	59 858	432 726	575 032	3 397 161
8309909100	Other Of Bottle And Screw Caps	69	21 169	1 017	187 631
8309909910	Bungs For Metal Drums; Bung Covers;Seals;Case Corner Protectors	12 393	104 767	182 862	1 135 873
8309909990	Threaded Bungs For Aluminiumcovers; Seals;Case Corner Protectors	120 285	793 939	1 144 885	5 928 582
8310000000	Plates; Sign , Name, Add & Similar, Numb, Letter, Of Base Metal, Excl H	26 833	216 922	294 331	2 418 989
8311100010	Coated Electrodes Of Base Metal, For Electric Arc-Welding : In Rolls	414 398	2 486 643	748 574	3 472 130
8311100090	Coated Electrodes Of Base Metal, For Electric Arc-Welding, In Oth Thai	1 342 568	12 045 415	2 250 817	17 039 851
8311202010	Cored Wire Of Alloy Stell, Cont By Weight 4,5% / Carbon / Chromium, I	1 484 237	5 738 581	1 848 997	7 203 783
8311202090	Cored Wire Of Alloy Stell, Cont By Weight 4,5% / Carbon / Chromium, I	23 085	327 293	24 477	631 400
8311209010	Part Core Wire Of Alloy Stell, Contweight 4,5% / Carbon / Chrom, In Ro	391 851	1 687 732	596 886	3 028 075
8311209090	Part Cored Wire Of Alloy Stell, Contweight 4,5% / Carbon / Chrom, In No	502 549	2 392 028	735 404	3 330 391
8311302010	Coat Rod & Cored Wire Of Alloy Stell, Cont Weight 4,5% / Carbon / Chro	155 074	1 042 631	612 886	3 345 707
8311302090	Coat Rod & Core Wire Of Alloy Stell, Contweight 4,5% / Carbon / Chroi	3 265	89 671	42 696	5 853 585
8311309010	Part Coat Rod & Cor Wire Of Alloy Stell, Cont Weight 4,5% / Carbon / Ch	408 722	2 245 336	874 607	5 429 311
8311309090	Part Coat Rod & Cor Wire Of Alloy Stell, Cont Weight 4,5% / Carbon / Ch	307 568	1 567 580	1 337 912	6 769 724
8311900000	Coated Wire / Cored With Flux Materialof Kind Used For Soldering & I	423 717	3 364 180	431 454	6 780 958
8401100000	Nuclear Reactors	187	656	2 723	5 000
8401200000	Machinery & Apparatus For Isotopicseparation & Parts Thereof	1 362	25 588	27 084	764 504
8401300000	Fuel Elements (Cartridges), Non-Irradiated	0	1	0	8
8401400000	Parts Of Nuclear Reactors	1 185	5 829	26 017	1 011 368
8402111000	Watertube Boiler With Steam Production > 45 T/ H With Electrical Ope	2 976 552	7 279 825	36 560 897	70 209 412
8402112000	Watertube Boiler With Steam Production > 45 T/ H With Not Electrical	0	515 439	0	4 401 032
8402121100	Watertube Boilers Elect. With A Steam 15 Tons <= Steam Prod. < 45 Ton	1 043 821	9 176 534	3 061 240	27 164 558
8402121900	Watertube Boilers Electric With A Steamprod < 15 Tons / Hours	319 237	2 294 799	1 716 269	8 548 614
8402122100	Watertube Boilers Not Elect. With Steam 15 Tons <= Steam Prod. < 45 T	342 023	360 458	1 096 454	1 179 454
8402122900	Watertube Boilers Not Elect With Steamprod < 15 Tons / Hours	93 880	547 672	169 601	1 589 903
8402191100	Hybrid Boilers With A Steam Production > 15T/ Hour With Electrically I	334 910	1 289 241	645 718	2 697 238
8402191900	Hybrid Boilers With A Steam Production < 15T/ Hour With Electrically I	873 422	2 203 062	2 763 643	6 857 735
8402192100	Hybrid Boilers Not Elect With A Steamproduction Exceeding 15T/ Hou	0	124 880	0	188 497
8402192900	Oth Hybrid Boiler Not Elect With A Steamproduction Not Exceeding 15	111 532	1 100 513	365 132	3 550 826
8402201000	Electric Super Heated Water Boilers electrically Operated	1 193 489	2 319 621	6 465 248	17 949 114
8402202000	Electric Super Heated Water Boilersnot Electrically Operated	0	3 888	0	185 383
8402901000	Part Of Boiler Bodies Or Shells	324 523	2 284 021	1 106 321	10 068 740
8402909000	Oth Than Part Of Boiler Bodies Or Shells	4 681 809	15 832 230	37 581 002	82 098 664
8403100000	Boilers Of Central Heating Boilersother Than Those Of Heading 84.02.	1 016	387 438	12 274	1 614 348
8403901000	Boiler Bodies Or Shells Central Heatingboilers Oth Than Those Of Hea	0	714 909	0	935 641
8403909000	Oth Boiler Bodies Or Shells Central Heatboilers Oth Than Those Of He	50 357	475 620	201 889	1 340 516

I.3. IMPOR MENURUT KOMODITI / IMPORT BY HS COMMODITY

\*\*\* JUNI/ JUNE 2014 \*\*\*

HS	Uraian Komoditi Commodity Description	Berat Bersih / Net Weight (Kg)		Nilai / Value C.I.F (US\$)	
		Bulan ini Current Month	Kumulatif Cum.Jan. to date	Bulan ini Current Month	Kumulatif Cum.Jan. to date
8404101010	Soot Remover (Soot Blowers) For Usewith Boilers Of Heading 84.02	112 526	527 031	526 122	3 405 236
8404101090	Economiser,Super-Heaters,Gas Revererswith Boilers Of Heading 84.0:	1 337 764	18 645 515	8 954 391	75 331 468
8404102000	Economiser,Super-Heaters,Gas Revererswith Boilers Of Heading 84.0:	214 280	362 910	1 620 131	2 205 740
8404200000	Condensers For Steam Or Other Vapourpower Units	14 782	435 395	57 124	2 871 411
8404901100	Parts Boiler Bodies Or Shells Of Goodsof Subheading 8404.10.10 :	0	1 220	0	19 512
8404901900	Part Oth Than Boiler Bodies Or Shells Ofgoods Of Subheading 8404.10	373 986	2 463 680	2 613 532	8 958 843
8404902100	Parts Boiler Bodies Or Shells Of Goodsof Subheading 8404.10.20 :	0	2	0	721
8404902900	Part Oth Than Boiler Bodies Or ShellsOf Goods Of Subheading 8404.10	9	22 828	152	50 438
8404909000	Other Parts Of Auxiliary Machineryfor Use With Boilers	41 269	2 053 725	279 127	9 020 843
8405100000	Producer Gas/ Water Gas Generators,With Or Without Purifiers; Acety	13 221	666 711	185 262	15 928 985
8405900000	Part Of Producer Gas/ Water Gas Generat,With Or Without Purifiers; /	1 786	776 222	61 179	55 428 741
8406100000	Turbines For Marine Propulsion	0	2 402	0	111 425
8406810000	Turbines Oth Than Marine Propulsion Ofan Output Exceeding 40 Mw	754 490	8 818 971	2 248 062	105 715 940
8406820000	Turbines Oth Than Marine Propulsion Ofan Output Not Exceeding 40	371 838	2 831 729	4 478 673	40 225 725
8406900000	Part Of Turbines For Marine Propulsion	1 882 797	4 982 439	20 920 399	49 196 895
8407100000	Spark Ignition Recipro/ Rotary Internalcombustion Piston Engines For	4 629	12 963	3 963 523	13 590 245
8407211000	Outboard Motors Of A Power < 22.38 Kw	0	8 973	0	316 192
8407219000	Outboard Motors Of A Power > 22.38 Kw	174 944	781 253	4 602 143	18 033 254
8407292000	Other Than Outboard Motorsof A Power <= 22.38 Kw	0	2 316	0	2 789
8407299010	Outboard Motors Of A Power > 22.38 Kw But Not Exceeding100 Kw	0	30 039	0	7 027
8407299090	Outboard Motors Of A Power > 100 Kw	76 072	559 648	165 914	1 144 116
8407310000	Reciprocating Piston Engine Of Vichileof Chapter 87 ,Capacity <=50 Cc	0	42	0	8 195
8407321200	Reciproc Piston Engine Of Vehicles Ofheading 87.11 ,50Cc< Capacity <	0	152	0	4 909
8407321900	Reciproc Piston Engine Of Vhl Of Head8701,8711 With Capacity <= 11	19 234	79 846	56 852	251 408
8407322100	Reciproc Piston Engine Of Vehicles Ofheading 87.01 ,110Cc>Capacity	9	18	388	795
8407322200	Reciproc Piston Engine Of Vehicles Ofheading 87.11 ,110Cc> Capacity	105 554	572 585	1 593 315	7 873 534
8407322900	Reciproc Piston Engine Of Vhl Of Head8701,8711 With >110 Cc Cap <	1 332	28 643	2 605	183 255
8407332000	Reciproc Piston Engine Of Vehicles Ofhead 87.11 ,250Cc> Capacity <=	0	2 539	0	59 732
8407339000	Reciproc Piston Engine Of Vehicles Of8701,8711 With Capacity <= 10C	5 599	33 946	108 505	573 076
8407346000	Fully Assemb For Oth Vhl Of Heading8711 With Cyl Cap < 1100 Cc	0	5 363	0	76 702
8407347100	Fully Assembled Of A Cylinder Capacitynot Exceeding 2000 Cc	55 492	1 632 169	761 302	23 263 676
8407347200	Fully Assembled Of > 2000 Cc A Cylindercapacity < 3000 Cc	235	11 075	3 397	122 283
8407347300	Fully Assembled Of A Cylinder Capacityexceeding 3000 Cc	132 817	664 049	2 535 289	13 462 779
8407349100	Fully Assembled For Pedestriancontrolled Tractors Of Cyl Cap <1100 C	404	671	4 907	5 082
8407349200	Fully Assembled For Other Vehiclesof Heading 8701	0	0	0	0
8407349300	Fully Assembled For Other Vehiclesof Heading 8711	0	16 639	0	392 300
8407349400	Fully Assembled For Oth Vehicles Ofcylinder Capacity Not Exceeding 2	352 373	1 618 684	4 051 563	18 708 980
8407349500	Fully Assembled For Oth Vehicles Of> 2000 Cc Cylinder Capacity < 30C	130	227	4 857	9 208
8407349900	Fully Assembled For Oth Vehicles Ofcylinder Capacity Exceeding 3000	505	36 353	26 446	727 999
8407901000	Other Engines Of A Power Notexceeding 18,65 Kw	771 821	4 193 364	2 868 213	19 151 533
8407902000	Other Engines Of A Power Exceeding18,65 Kw But Notexceeding 22,3	0	7	0	1 053
8407909000	Other Engines Of A Powerexceeding 22,38 Kw	200 943	851 068	595 340	3 887 729
8408101000	Marine Propulsion Engines,Of A Power Not Exceeding 22.38 Kw	2 932	41 061	37 885	94 737
8408102000	Marine Propulsion Engines,Of A Powerexc 22.38 Kw But Not Exc 100	142 148	724 657	2 156 526	4 866 523
8408109010	Marine Propulsion Engines,Of A Powerexc 100 Kw But Not Exc 750 Kw	133 611	580 568	1 702 444	7 084 360
8408109090	Marine Propulsion Engines,Of A Powerexceeding 750 Kw	316 129	1 397 255	6 701 019	26 423 053
8408201000	Fully Assembled For Vehiclesof Subheading 8701.10	27 335	86 872	427 314	1 344 743
8408202100	Fully Assembled For Vehicles Ofsubhd 8701.10 Of Cyl Cap <2000 Cc	90 951	843 426	49 983	3 059 070
8408202200	Fully Assembled For Vehicles Ofsubhd 8701 Of >2000 Cc Cyl Cap <350	1 221 218	7 109 408	14 865 833	87 688 034
8408202310	Fully Assembled For Vehicles Ofsubhd 8701.10 Of Cyl Cap > 3500 Cc	25 315	189 724	116 087	3 104 689
8408202320	Fully Assembled For Vehicles Ofsubhd 8701.10 Of Cyl Cap > 20000 Cc	329	101 042	15 364	2 595 928
8408209300	Oth For Vehicles Of Subheading 8701.10	41	86 942	1 735	2 664 031
8408209400	Oth For Vehicles Of Subheading 8701.10 With Cyl Capacity < 2000 Cc	2 388	8 104	69 282	216 875
8408209500	Oth For Vehicles Of Subheading 8701.10 With > 2000 Cc Cyl Capacity	1 400	6 500	29 618	98 250
8408209610	Oth For Vehicles Of Subheading 8701.10 With > 3500 Cc Cyl Capacity	684 158	1 812 709	2 273 006	10 660 930
8408209620	Oth For Vehicles Of Subheading 8701.10 With Cyl Capacity > 20000 C	8 365	51 542	218 275	1 660 831
8408901000	Other Engines With Power < 18,65 Kw	615 214	4 199 322	798 598	5 363 681
8408905020	Other Engines With Power > 100 Kw Forrailway Locomotives Or Tram	0	2 677	0	32 077
8408905030	Other Engines With Power > 100 Kw Forheading 8429 Or 8430	268 181	1 343 297	3 587 525	16 810 328
8408905090	Other Engines With Power > 100 Kw Forheading 8429 Or 8430	458 145	2 133 157	1 420 757	8 176 816
8408909100	Egn Of Power Exc 100 Kw Oth Formachinery Heading 8429 Ot 8430	139 517	527 127	1 868 055	8 166 286
8408909910	Compression With Diesel Or Semi-Dieselof Railway Locomotiv Or Tra	0	143	0	5 182
8408909990	Compres With Diesel Or Semi-Diesel Othof Railway Locomotiv Or Tra	2 273 217	7 652 973	6 165 460	22 235 315
8409100000	Parts Suitable For Use With The Engineof Heading 8407 Or 8408 Of Ai	41	1 794	1 157	44 478
8409911100	Combustion Piston Egn For Machin Of Head8429 Or 8430 Of Carbure	25 970	123 786	1 217 410	7 971 802
8409911200	Combustion Piston Egn For Machin Of Head8429 Or 8430 Of Cylinder	3 567	13 188	87 604	209 945
8409911300	Cylinder Liners With Internal Diameter50 Mm <= 155 Mm Of Head 84	309	9 795	5 231	182 160
8409911400	Oth Cylinder Liners With Internal Diamtr50 Mm <= 155 Mm Of Head 8	3 585	41 726	71 122	679 693



I.3. IMPOR MENURUT KOMODITI / IMPORT BY HS COMMODITY

\*\*\* JUNI/ JUNE 2014 \*\*\*

H S	Uraian Komoditi Commodity Description	Berat Bersih / Net Weight (Kg)		Nilai / Value C.I.F (US\$)	
		Bulan ini Current Month	Kumulatif Cum.Jan. to date	Bulan ini Current Month	Kumulatif Cum.Jan. to date
8409911500	Cylinder Heads & Head Covers Formachinery Heading 8429 Ot 8430	9 458	54 685	251 257	1 216 021
8409911600	Pistons With An External Diameter Of50 Mm <= 155 Mm Of Head 842	3 872	27 563	106 901	817 710
8409911700	Oth Pistons With An External Diameter Of50 Mm <= 155 Mm Of Head	6 162	47 664	31 012	243 799
8409911800	Piston Rings & Gudgeon Pins Formachinery Heading 8429 Ot 8430	15 928	54 931	316 887	1 002 737
8409911900	Oth Parts Suitable For Use With Theengine Machinery Heading 8429 (	50 344	593 122	813 667	12 509 847
8409912100	Carburettors & Parts There Of Vehiclesof Heading 8701	347	1 211	3 811	18 710
8409912200	Cylinder Blocks For Machinery Heading8701	0	5 599	0	13 682
8409912300	Cylinder Liners With Internal Diameter50 Mm <= 155 Mm Of Heading	20	20	992	992
8409912400	Oth Cylinder Liners With Internal Diamtr50 Mm <= 155 Mm Of Headir	119	5 733	4 087	103 006
8409912500	Cylinder Heads & Head Covers Formachinery Heading 8701	29 225	75 093	71 196	238 030
8409912600	Pistons With An External Diameter Of50 Mm <= 155 Mm Of Heading (	19	1 248	782	17 269
8409912700	Oth Pistons With An External Diameter Of50 Mm <= 155 Mm Of Head	61	1 877	12 071	158 054
8409912800	Piston Rings & Gudgeon Pins Formachinery Heading 8701	4 199	22 898	147 533	1 060 700
8409912900	Oth Parts Suitable For Use With Theengine Machinery Of Heading 87(	3 237	36 063	29 667	370 801
8409913100	Carburettors & Parts There Of Vehiclesof Heading 8711	92 013	465 847	2 836 987	16 993 725
8409913200	Cylinder Blocks; Crank Cases Formachinery Of Heading 8711	41 027	379 541	662 082	5 569 863
8409913400	Cylinder Liners For Machinery Ofheading 8711	137 641	544 293	532 079	2 569 068
8409913500	Cylinder Heads & Head Covers Formachinery Of Heading 8711	1 724	40 586	23 310	640 235
8409913700	Pistons For Machinery Of Heading 8711	33 807	248 912	313 054	2 545 337
8409913800	Piston Rings & Gudgeon Pins Formachinery Of Heading 8711	15 929	144 291	867 532	5 609 488
8409913900	Oth Parts Suitable For Use With Theengine For Machinery Of Heading	183 933	1 134 278	5 439 675	32 306 729
8409914100	Carburettors & Parts There Of Vehiclesof Heading 87	109 829	573 989	2 291 806	13 197 764
8409914200	Cylinder Blocks; Crank Cases Formachinery Of Heading 87	1 210 168	6 572 907	8 994 054	50 368 478
8409914300	Cylinder Liners With Internal Diameter50 Mm <= 155 Mm Of Heading	1 821	8 269	28 500	113 696
8409914400	Other Cylinder Liniers With The Enginefor Machinery Of Heading 87	26 584	185 346	377 616	2 158 090
8409914500	Cylinder Heads & Head Covers Formachinery Of Heading 87	188 854	1 497 653	2 560 638	16 500 832
8409914600	Pistons With An External Diameter Of50 Mm <= 155 Mm Of Heading (	72 897	415 215	1 023 706	5 752 885
8409914700	Oth Pistons With An External Diameter50 Mm <= 155 Mm Of Heading	19 688	64 556	206 142	756 466
8409914800	Piston Rings & Gudgeon Pins Formachinery Heading 87	17 195	125 345	695 592	4 794 162
8409914900	Oth Parts Suitable For Use With Theengine For Machinery Of Heading	2 205 303	9 010 292	20 759 860	102 194 518
8409915100	Cyl Block,Crank Case,Marine Propul Engpower<= 22.38Kw For Vessels	3 769	25 595	62 356	3 092 756
8409915200	Cyl Liners, Power < 22,38 Kw Of Diamtr=>50 Mm<155 Mm For Vessel	6	428	325	18 191
8409915300	Oth Cyl Liners,Power < 22,38 Kwfor Vessel Of Heading 89	240	9 180	4 406	10 959
8409915400	Pistons, Power< 22,38 Kw Of Diamtr=>50 Mm<155 Mm For Vessel Of	18 355	104 597	260 759	1 504 212
8409915500	Oth Pistons, Power< 22,38 Kwfor Vessel Of Heading 89	248	2 732	18 621	438 858
8409915900	Oth Suitable For Use With The Egn Ofpower < 22,38 Kw For Vssl Of Hc	63 312	344 727	744 457	3 917 247
8409916100	Cyl Block,Crank Case,Marine Propul Engpower > 22.38Kw For Vessels	500	1 203	13 250	21 400
8409916200	Cyl Liners, Power > 22,38 Kw Of Diamtr=>50 Mm<155 Mm For Vessel	6 824	49 195	15 575	105 683
8409916300	Oth Cyl Liners, Power>22,38 Kw Of Diamtr=>50 Mm<155 Mm For Ves	12 413	144 263	67 186	796 242
8409916400	Pistons, Power > 22,38 Kw Of Diamtr=>50 Mm<155 Mm For Vessel Of	1 934	60 990	7 421	128 622
8409916500	Other Piston For Marine Propulsionengines Of Power > 22.38 Kw	2 856	9 623	50 615	159 949
8409916900	Oth Suitable For Use With The Egn Ofpower > 22,38 Kw For Vssl Of Hc	38 706	218 782	189 565	1 393 776
8409917100	Carburettors & Parts There Of Other Eng	10 816	30 687	28 582	227 617
8409917200	Cylinder Blocks For Other Engine	143 621	918 593	124 235	740 670
8409917300	Cyl Liners For Other Engine With=>50 Mm Diameter <155 Mm	3 725	68 826	48 114	412 854
8409917400	Oth Cyl Liners For Other Engine	15 458	190 467	33 113	302 522
8409917500	Cyl Heads & Head Covers For Other Eng	986	16 910	5 296	92 949
8409917600	Pistons For Other Engine With=>50 Mm Diameter <155 Mm	4	333	205	23 464
8409917700	Oth Pistons For Other Engine	3 449	31 213	24 722	176 392
8409917800	Pistons Rings & Gudgeon Pins Forother Engine	3 182	17 653	58 254	242 123
8409917900	Other Parts For Engines	250 771	1 978 696	818 583	8 162 900
8409911100	Carburettors & Parts There Of For Enginof Machinery Of Head 8429/(	5 258	11 091	364 545	531 798
8409911200	Cylinder Blocks For Engine Of Machineryof Heading 8429/8430	8 049	61 271	144 493	1 099 822
8409911300	Cyl Liners For Eng Mach Head 8429/8430With =>50 Mm Diameter <1	358	2 798	5 958	35 911
8409911400	Other Cylinder Liners For Engineof Machinery Of Head 8429/8430	29 241	157 136	789 940	4 210 984
8409911500	Cylinder Head & Head Covers For Engineof Machinery Of Head 8429/8	58 211	167 059	1 515 282	4 551 353
8409911600	Pistons For Eng Mach Of Head 8429/8430With =>50 Mm Diameter <1	431	2 707	3 872	40 900
8409911700	Other Piston For Engin Of Machineryof Heading 8429/8430	3 349	14 223	101 277	391 251
8409911800	Pistons Rings & Gudgeon Pins For Engineof Machinery Of Head 8429/	4 842	11 939	27 018	291 788
8409911900	Other Engine Of Machinery Ofheading 8429 Or 8430	49 093	282 804	572 151	3 793 748
8409912100	Carburettors & Parts There Of For Enginof Vehicles Of Heading 8701	827	56 437	2 459	91 806
8409912200	Cylinder Blocks For Engin Of Vehiclesof Heading 8701	2 499	245 559	36 759	353 014
8409912300	Cyl Liners For Engine Of Vehicles Ofwith =>50 Mm Diameter <155 Mm	169	688	9 510	26 868
8409912400	Other Cylinder Liners For Enginesof Vehicles Of Heading 8701	6	134	255	4 293
8409912500	Cyl Heads & Head Covers Forengines Of Vehicles Of Heading 8701	972	19 127	31 436	187 472
8409912600	Pistons For Eng Of Vhl Head 8701With =>50 Mm Diameter <155 Mm I	52	147	650	4 835
8409912700	Oth Pistons For Engines Ofvehicles Of Heading 8701	21	192	487	5 834
8409912800	Pistons Rings & Gudgeon Pins Forengines Of Vehicles Of Heading 870	330	1 197	10 472	45 420

I.3. IMPOR MENURUT KOMODITI / IMPORT BY HS COMMODITY

\*\*\* JUNI/ JUNE 2014 \*\*\*

HS	Uraian Komoditi Commodity Description	Berat Bersih / Net Weight (Kg)		Nilai / Value C.I.F (US\$)	
		Bulan ini Current Month	Kumulatif Cum.Jan. to date	Bulan ini Current Month	Kumulatif Cum.Jan. to date
8409992900	Other For Engines Of Vehicles Of Heading 8701	1 454	249 736	9 895	334 651
8409993100	Carburettors & Parts There Of For Enginof Vehicles Of Heading 8711	0	23 418	0	118 780
8409993200	Cylinder Blocks; Crank Cases Forengines Of Vehicles Of Heading 8701	0	40 675	0	279 563
8409993300	Cylinder Liners For Enginesof Vehicles Of Heading 8711	0	1 412	0	19 029
8409993400	Cyl Heads & Head Covers Forengines Of Vehicles Of Heading 8711	176	1 307	8 756	52 121
8409993500	Pistons For Engines Of Vehiclesof Heading 8711	684	2 842	8 336	43 466
8409993600	Pistons Rings & Gudgeon Pins Forengines Of Vehicles Of Heading 8711	93	8 741	1 617	397 523
8409993900	Other For Engines Of Vehiclesof Heading 8711	65 092	335 034	1 406 332	7 478 353
8409994100	Carburettors & Parts There Of For Enginof Oth Vehicles Of Chapter 87	1 347	4 721	4 651	15 027
8409994200	Cylinder Blocks;Crank Case For Enginesof Oth Vehicles Of Chapter 87	751 614	5 449 422	6 050 487	46 258 355
8409994300	Cyl Liners For Eng Of Oth Vhl Of Chap 87With =>50 Mm Diameter <15	12 882	70 679	208 390	909 557
8409994400	Other Cylinder Liners For Enginesof Oth Vehicles Of Heading 8701	5 404	77 701	13 745	350 083
8409994500	Cyl Heads & Head Covers For Enginesof Oth Vehicles Of Chapter 87	223 339	1 161 112	2 333 397	12 770 853
8409994600	Pistons For Eng Of Oth Vhl Chapter 87With =>50 Mm Diameter <155	23 267	84 930	175 240	985 422
8409994700	Other Piston For Engines Ofother Vehicles Of Chapter 87	5 195	46 087	15 170	288 518
8409994800	Pistons Rings & Gudgeon Pins Forengines Of Oth Vehicles Of Chapter 87	49 276	224 574	336 879	1 828 580
8409994900	Other For Engines Of Othervehicles Of Chapter 87	1 124 177	6 897 974	13 714 582	86 508 145
8409995100	Cyl Block Crank Case,Marine Propuls.Eng, Power<= 22.38Kw For Vssl	331	1 790	3 287	17 927
8409995200	Cyl Liners Of Power<=22,38 Kw Of Diamtr=>50 Mm<155 Mm For Vess	248	589	603	7 713
8409995300	Other Cylinder Liners For Engines Vssl of Chapter 89 Wit Power < 22,3	542	7 764	5 226	45 893
8409995400	Pistons For Vssls Eng <= 22,38 Kw Of=>50 Mm Diamtr <= 155 Mm Of	11	180	25	447
8409995500	Other Piston For Eng Of Vssl Of Chap 89 With Mar Propul Eng Of Pow	525	1 224	1 116	6 942
8409995900	Oth.For Vssls Chapt.89,Marine Propul Eng Of A Power<= 22.38 Kw,Co	6 508	57 053	48 953	303 619
8409996100	Cyl.Block,Crank Case,Marine Propuls.Eng, Power>= 22.38Kw For Vssl	33	123	4 994	20 526
8409996200	Cyl Liners For Vssl Eng >= 22,38 Kw Of=>50 Mm Diamtr <= 155 Mm Of	18 533	45 362	725 733	1 808 638
8409996300	Other Cylinder Liners For Marinepropulsion Engines Of Power > 22,38	14 306	52 509	87 379	232 189
8409996400	Pistons For Vssls Eng >= 22,38 Kw Of=>50 Mm Diamtr <= 155 Mm Of	8 977	39 249	217 006	584 553
8409996500	Other Piston For Marine Propulsionengines Of Power > 22,38 Kw	11 741	77 942	307 766	738 844
8409996900	Other For Marine Propulsion Enginesof A Power > 22,38 Kw	515 073	2 476 337	2 715 075	21 052 959
8409997100	Carburettors & Parts There Of Forother Engines	25 807	105 536	46 820	802 676
8409997200	Cylinder Blocks For Other Engines	20 957	68 893	515 915	1 608 301
8409997300	Cylinder Liners For Other Engines With=>50 Mm Diamtr <= 155 Mm	4	7 468	10	9 632
8409997400	Other Cylinder Liners For Other Engines	23 959	183 814	136 381	2 230 528
8409997500	Cyl Heads & Head Covers For Other Engine	8 852	56 440	152 007	999 643
8409997600	Pistons For Other Engines With=>50 Mm Diamtr <= 155 Mm	6 183	10 783	77 317	128 842
8409997700	Oth Pistons For Other Engines	40 891	151 780	210 748	1 593 425
8409997800	Pistons Rings & Gudgeon Pins Forother Engines	7 041	61 572	62 154	306 108
8409997900	Other Than For Engines	1 196 518	4 700 103	2 846 507	15 144 644
8410110000	Hydraulic Turbine & Water Wheelsof Power <= 1,000 Kw	44 808	181 899	140 360	1 170 461
8410120000	Hydraulic Turbines And Water Wheels Of>1,000 Kw Power < 10,000 K	0	170 916	0	3 363 107
8410130000	Hydraulic Turbines And Water Wheels Ofwith A Power Exceeding 100	0	0	0	0
8410900000	Parts, Including Regulators Ofhydraulic Turbins And Water Wheels	196 356	891 814	746 480	5 660 055
8411110000	Turbo-Jets Of A Thrust Not Exceed 25 Kn	34 892	369 037	473 039	5 202 288
8411120000	Turbo-Jets Of A Thrust Exceeding 25 Kn	6 382	8 105	1 536 838	1 623 221
8411210000	Turbo-Propellers Of A Powernot Exceeding 1,100 Kw	6 761	29 211	220 176	4 120 576
8411220000	Turbo-Propellers Of A Powerexceeding 1,100 Kw	597	9 510	28 787	10 572 700
8411810000	Other Gas Turbines Of A Powernot Exceeding 5,000 Kw	47 043	215 849	7 920 000	18 954 299
8411820000	Other Gas Turbines Of A Powerexceeding 5,000 Kw	1 952	23 930	135 559	6 737 045
8411910000	Parts Of Turbo-Jets/ Turbo-Propellers	12 371	17 629	111 389	536 121
8411990000	Oth Parts Of Turbo-Jets/ Turbo-Propellers	606 921	2 023 812	40 597 821	127 649 415
8412100000	Reaction Engines Oth Than Turbo-Jets	4 130	54 828	94 000	848 241
8412210000	Hydraulic Power Engines And Motorswith Linear Acting (Cylinders)	335 554	1 160 256	3 081 353	11 296 401
8412290000	Hydraulic Power Engines And Motorswith Other Linear Acting (Cylind	168 699	2 584 022	6 731 117	27 198 794
8412310000	Pneumatic Power Engines Andmotors With Linear Acting (Cylinders)	29 529	169 771	765 606	4 065 964
8412390000	Pneumatic Power Engines And Motorswith Other Linear Acting (Cylinc	30 793	131 712	823 929	3 481 112
8412800000	Oth Engines And Motors	195 062	1 065 729	2 168 840	10 179 175
8412901000	Parts Of Engines Of Subheading 8412.10	338	579	27 822	32 415
8412909000	Oth Parts Of Engines Of Subheading 841	114 553	628 010	1 370 524	11 476 140
8413110000	Pumps For Dispensing Fuel/ Lubricants Ofthe Type Used In Fill Station/	14 176	394 486	449 281	7 704 655
8413190000	Othpumps For Dispens Fuel/Lubricants Ofthe Type Used In Fill Station	169 010	2 816 575	3 540 984	17 033 847
8413201000	Water Pump For Hand Pump,Oth Than Those Of Subheading 8413.11	43 965	267 081	99 306	592 340
8413209000	Oth Water Pump For Hand Pump,Oth Than Those Of Subheading 8413	60 737	336 083	162 754	1 942 648
8413301200	Recipro/ Rotary For Water Pumps/ Fuel Ofkind Eng Of Mtr Vhl Head 87	291 190	1 306 827	8 080 396	32 163 718
8413301900	Reciprocating Or Rotary Type For Coolmed Pumps For Intern Combust	294 168	1 336 122	2 723 424	16 182 060
8413302100	Centrifugal Type For Water Pumps/ Fuel Ofkind Eng Of Mtr Vhl Head 8	151 587	1 311 840	1 929 552	17 368 712
8413302900	Centrifugal Type For Cooling Mediumpumps For Intern Combustion F	4 634	96 276	177 254	1 718 820
8413309200	Other Water Pumps Or Fuel Pumps Of Kindused For Eng Of Mtr Vhl Hi	450 036	2 539 266	14 157 933	81 238 899
8413309900	Other Cooling Medium Pumps For Internalcombustion Piston Engines	338 651	1 864 924	7 904 987	39 903 237

I.3. IMPOR MENURUT KOMODITI / IMPORT BY HS COMMODITY

\*\*\* JUNI/ JUNE 2014 \*\*\*

H S	Uraian Komoditi Commodity Description	Berat Bersih / Net Weight (Kg)		Nilai / Value C.I.F (US\$)	
		Bulan ini Current Month	Kumulatif Cum.Jan. to date	Bulan ini Current Month	Kumulatif Cum.Jan. to date
8413400000	Concrete Pumps	47 217	560 814	556 736	5 102 278
8413503000	Oth Reciproc Positif Displacement Pumps,Of Water Pumps With Flow	36 735	367 706	269 467	1 160 067
8413504000	Oth Reciproc (+) Displmnt Pumps,Of Waterpumps With >8000M/H Flc	952	46 261	61 892	1 405 551
8413509000	Oth Reciproc Positif Displacement Pumps,Of Water Pumps With Flow	159 642	1 106 567	3 095 240	23 328 400
8413603010	Oth Rotary Positive Displacement Pumps,Elctrlly Operated With Flow	3 004	52 515	33 494	472 046
8413603020	Oth Rotary Positive Displmnt Pumps,Notelctrlly Operated With Flow F	18 630	148 065	101 892	560 559
8413604000	Oth Rotary (+) Displmnt Pumps,Of Waterpumps With>8000M/H Flow	1 886	14 793	7 987	66 655
8413609000	Oth Rotary Positive Displacementpumps, With Flow Rate > 13000 M/I	224 052	916 885	2 710 192	13 204 148
8413701100	Oth Ctrfgl Pumps;Sgl Stage,Water Pmp Forbelt Drvr /Drct Coupl With	50 077	286 983	333 158	2 428 921
8413701900	Oth Centrifugal Pumps;Single Suctionhorizontal Shaft Water Pumps	628 049	2 427 646	8 715 233	32 877 887
8413703100	Submersible Water Pumps With An Inletdiameter <= 200 Mm	156 009	864 987	285 923	2 293 420
8413703900	Submersible Water Pumps With An Inletdiameter => 200 Mm	62 989	449 500	365 443	2 316 411
8413704110	Oth Water Pumps Of Flow Rate<8000M/H Ofwith Diamtr>200 Mm Of	340 806	1 476 822	1 122 770	4 918 430
8413704120	Oth Water Pumps Of Flow Rate<8000M/H Ofwith Diamtr>200 Mm Of	16 895	565 134	47 297	3 853 360
8413704900	Oth Water Pumps Of Flow Rate<8000M/Hwith Inlet Diameter > 200 M	40 939	321 342	349 228	2 499 409
8413705100	Oth Water Pumps With > 8000 M/H Flowrate <= 13000 M/H Of Diam	3 246	6 129	62 760	254 566
8413705900	Oth Water Pumps With Flow Rate>13000 M/Hwith An Inlet Diameter	2 686	53 942	63 353	586 265
8413709100	Oth Pumps With Shafts Common With Theprime Mover Of An Inlet Di	2 205	207 202	3 452	4 609 903
8413709900	Oth Pumps With Shafts Common With Theprime Mover Of An Inlet Di	602 175	3 343 644	9 531 271	43 755 379
8413811110	Water Pump With Flow Rate <= 8000 M/Hwith Electrically Operated	56 874	573 188	269 312	2 536 362
8413811120	Water Pump With Flow Rate <= 8000 M/Hwith Not Electrically Operat	257 228	1 252 021	407 966	2 047 671
8413811200	Water Pump With > 8000 M/Hflow Rate <= 13000 M/H	92 287	252 364	699 245	2 274 541
8413811900	Water Pump With Flow Rate >= 13000 M/H	339 522	1 810 955	3 042 345	22 540 464
8413820010	Liquid Elevators With Electricallyoperated	203 151	796 143	444 101	12 389 599
8413820020	Liquid Elevators With Not Electricallyoperated	32 715	227 916	1 707 218	7 349 045
8413911000	Part Of Pumps Subheading 8413.20.10	538 745	2 917 282	375 987	4 174 129
8413912000	Part Of Pumps Subheading 8413.20.90	1 919	50 189	67 989	454 536
8413913000	Part Of Pumps Subheading8413.70.11 And 8413.70.19	64 938	366 172	874 413	2 844 885
8413914000	Part Of Other Centrifugal Pumps	274 198	3 179 680	2 732 771	23 851 253
8413919000	Part Of Other Pumps	1 472 489	6 157 562	20 373 194	68 070 533
8413920000	Part Of Liquid Elevators	1 965	19 717	46 906	230 014
8414100000	Vakum Pumps	270 145	881 018	2 083 529	9 110 078
8414201000	Hand Or Foot Operated Air Pumps;For Bicycle Pumps	132 002	966 074	123 929	835 446
8414209000	Other Hand Or Foot Operated Air Pumps	189 955	646 362	528 258	2 275 000
8414302000	Compressors Of Kind Used In Refrigeratequipment For Automotive Ac	71 011	1 445 670	1 322 534	9 636 573
8414303000	Compressors Of Kind Used In Refrigeratequipment Oth Of Seal Unit Fr	21 423	122 588	118 301	1 553 059
8414304000	Compr Kind Refgrt Eqp Oth With Cap Refr>21.10 Kw Or Displacmnt P	557 628	2 251 727	3 062 094	13 475 716
8414309000	Compr Kind Refgrt Eqp Oth With Cap Refr<21.10 Kw Or Displacmnt P	4 171 508	25 332 426	17 196 493	107 659 251
8414400000	Air Compressors Mounted Ona Wheeled Chasis For Lowing	560 277	2 740 481	2 482 772	14 449 569
8414511000	Table Fans And Box Fans	19 390	128 832	184 783	840 020
8414519100	Fans With Protective Screen	37 237	213 761	206 081	1 116 033
8414519900	Other Fans With Protective Screen	23 683	334 129	88 297	569 580
8414592000	Explosion-Proof Air Fans Of Kind Used Inunderground Mining With Ca	1 366	7 841	24 495	113 391
8414593000	Blower With Capacity < 125 Kw	114 677	1 100 872	683 600	6 474 511
8414594100	Fans Of A Capacity <125 Kw Withprotective Screen	3 074	3 201	66 829	100 796
8414594900	Oth Fans Of A Capacity <125 Kw Withprotective Screen	16 326	429 735	352 365	4 891 640
8414595000	Fans Window With Blowers	119 682	1 887 289	1 324 277	8 407 777
8414599100	Fans Floor With Protective Screen	292	6 164	1 768	97 980
8414599900	Oth Fans Floor With Protective Screen	480 983	1 920 558	5 095 187	16 214 379
8414601100	Hoods Have Max Horizon Side<120 Cm,Fittwith A Filter For Laminer A	28 178	211 642	136 402	975 082
8414601900	Hood Have Max Horiz Side<120 Cm,Oth Fittwith A Filter For Laminer /	36 722	151 173	226 299	1 138 542
8414609100	Hoods Having Maximum Horizontal Side<120 Cm, To Suitable For Indt	9 220	37 301	92 069	482 090
8414609900	Hoods Having Maximum Horizontal Side<120 Cm,Oth Suitable For Ind	9 987	141 253	56 120	574 715
8414801300	Hoods Have Max Horizon Side>120 Cm,Fittwith A Filter For Laminer A	1 652	30 264	34 831	529 763
8414801400	Hood Have Max Horizon Side<120 Cm,Fittwith A Filter For Laminer Ai	71 217	790 285	882 132	7 173 860
8414801500	Hoods Have Max Horizontal Side>120 Cm,No Fitt With Filter Suitable	41 747	349 846	276 011	2 651 280
8414801900	Hoods Have Max Horizontal Side>120 Cm,No Fitt With Filter,Not Suit	10 864	30 973	174 637	1 327 809
8414803000	Hoods Have Max Horizon Side<120 Cm Offree Piston Generators For (	25 785	104 363	740 261	3 453 512
8414804100	Gas Compr Modul For Use In Oil Drill Oththan Those Of Subhd 841430	786 741	985 915	41 243 581	45 880 999
8414804900	Oth Gas Compr Modul For Use In Oil Drilloth Than Those Of Subhd 84	600 097	4 003 748	8 540 658	76 269 389
8414805000	Hoods Having Maximum Horizontalside < 120 Cm For Air Pumps	77 150	401 689	784 601	2 377 433
8414809000	Hoods Having Maximum Horizontalside > 120 Cm For Air Pumps	763 633	3 376 446	9 358 587	42 912 235
8414901300	Parts Of Pumps Or Compressors Forgoods Of Subheading 8414.10	39 811	454 397	309 066	2 248 144
8414901400	Parts Of Pumps Or Compressors Forgoods Of Subheading 8414.20	2 141	11 335	3 481	42 867
8414901500	Parts Of Pumps Or Compressors Forgoods Of Subheading 8414.30	285 119	1 611 270	5 879 980	36 839 758
8414901600	Parts Of Pumps Or Compressors Forgoods Of Subheading 8414.40	46 828	303 855	390 161	1 333 649
8414901900	Oth Parts Of Pumps Or Compressors Forgoods Of Subheading 8414.40	330 931	6 871 300	4 231 314	41 510 844
8414902100	Part Of Kind For Fans Suitable Use Ingoods Of Heading 8415, 8418, 85	155 413	364 893	533 964	1 857 066

I.3. IM POR M ENURUT KOM ODITI / IM PORT BY HS COMM ODITY

\*\*\* JUNI/ JUNE 2014 \*\*\*

HS	Uraian Komoditi Commodity Description	Berat Bersih / Net Weight (Kg)		Nilai / Value C.I.F (US\$)	
		Bulan ini Current Month	Kumulatif Cum.Jan. to date	Bulan ini Current Month	Kumulatif Cum.Jan. to date
8414902900	Oth Part Of Kind For Fan Suitable Use In Goods Of Heading 8415, 8418	1 087 482	5 213 882	1 839 612	17 716 879
8414903100	Hoods For Goods Of Subheading 8414.60	6 042	25 787	18 170	100 632
8414903200	Hoods For Goods Of Subheading 8414.80	53 881	370 223	1 071 714	3 936 606
8415101000	Ac Mach,Windows/ Wall Types Self-Containor "Split System" & Out Pu	3 480 058	24 093 510	22 609 764	146 159 570
8415109000	Ac Mach,Windows/ Wall Types Self-Containor "Split System" & Out Pu	194 459	575 413	1 839 982	5 158 670
8415201000	Ac Machine Of A Kind Used For Persons,In Motor Vehicles An Out Put	9 600	25 466	10 086	81 190
8415209000	Ac Machine Of A Kind Used For Persons,In Motor Vehicles An Out Put	1	1 980	34	33 587
8415811100	Inc.Refri,Reversible Heat Pump,Used Inaircraft Of An Output <= 21.10	0	21 173	0	99 135
8415811200	Inc.Refri,Revers Heat Pump,Use Inaircraft Oput>21.10Kw,Air Flow>67	0	141 496	0	379 543
8415811900	Inc.Refri,Revers Heat Pump,Use Inaircraft Oput>21.10Kw,Air Flow<67	36 387	228 279	410 444	2 154 241
8415812100	Inc.Refri,Revers Heat Pump,Use Inrailway Rolling Stock An Output<26	0	900	0	61 796
8415812900	Inc.Refri,Revers Heat Pump,Use Inrailway Rolling Stock An Output>26	9 890	9 972	88 403	89 082
8415813100	Inc.Refri.Revers Heat Pump U In Vhl Oththose Of Subhd 8415,20 Outp	8 386	10 539	58 076	101 293
8415813900	Inc.Refri.Revers Heat Pump U In Vhl Oththose Of Subhd 8415,20 Outp	2 444	93 834	12 617	696 420
8415819100	Refri.Revrs Heat Pump,Oth.Use Arcrf,Railroad,Output>21.10Kw,Airfl>	9 062	68 432	72 450	533 571
8415819300	Refri.Revrs Heat Pump,Oth.Use Arcrf,Railroad,Output<21.10Kw	0	74 985	0	411 753
8415819400	Refri.Revrs Heat Pump,Oth.Use Arcrf,Railroad,Output<21.10Kw But<2	2 129	22 754	6 983	91 138
8415819900	Refri.Revrs Heat Pump,Oth.Use Arcrf,Railroad,Output>21.10Kw But>2	88 874	463 613	1 793 181	5 368 641
8415821100	Oth,Incorp A Refri Unit Of Use Aircraft,Output>21.10Kw,Each Evapatc	0	10 707	0	46 410
8415821900	Oth,Incorp A Refri Unit Of Use Aircraft,Output<21.10Kw,Each Evapatc	2 346	95 341	34 877	1 008 314
8415822900	Oth,Incorporat Refri Unit Of A Kind Used In Railway Roll Stock Outnu	32	4 295	70	54 341
8415823900	Oth,Incorporat.A Refri Use In Road Vhle Oth.Those Subhd8415.20 O	6 888	16 360	55 484	155 019
8415829100	Oth,Incorporat.Refri Unit Oth.Used Inaircraft,Railway,Rd Vhl An Uotput<	155 469	997 139	2 231 581	9 184 259
8415829900	Oth,Incorporat.Refri Unit Oth.Used Inaircraft,Railway,Rd Vhl An Uotput>	61 924	347 651	615 490	2 984 425
8415831100	Not Incorp A Refri Unit Of Used Inaircraft,Output>21.10Kw,Airflw>67.	0	219	0	8 112
8415831900	Not Incorp A Refri Unit Of Used Inaircraft,Output<21.10Kw,Airflw<67.	272 372	386 673	2 004 520	2 778 526
8415832900	Not Incorporating A Refrigerating Unitof Used In Aircraft With Output>	5	1 745	380	10 557
8415839100	Not Inc.A Refri Unit Of Kind Non Usedaircraft,Railway,Vhl An Out Put < :	74 990	343 614	342 136	1 575 075
8415839900	Not Inc.A Refri Unit Of Kind Non Usedaircraft,Railway,Vhl An Out Put > :	227 455	1 304 901	1 001 856	10 266 090
8415901300	Parts Ac Machines Of Kind Used In Aircf,Railway With An Output < 21.	1 750	8 023	23 316	115 951
8415901400	Parts Ac Mach With An Output <21,10 Kwof Evapor/ Condensers For M	259 579	1 512 474	3 192 260	18 411 614
8415901910	Parts Ac Mach With An Output <21,10 Kwof Chasis Or Cabinets, Weld	103 077	376 469	279 446	1 015 106
8415901990	Parts Ac Mach With An Output <21,10 Kwof Than Of Chasis / Cabins.	603 409	3 133 426	4 849 492	26 435 337
8415902500	Parts Of Mach With>21,10Kw Otput<26,38Kw With Evap<67,96 M/M	19 252	77 989	132 549	542 902
8415902600	Parts Of Mach With>21,10Kw Otput<26,38Kwof Kind Used In Aircf/ Re	0	30 711	0	146 736
8415902900	Parts Of Mach With>21,10Kw Otput<26,38Kwof Kind Used In Motor V	7 343	34 339	150 676	318 980
8415903500	Part Mach With>26,38 Kw Output<52,75 Kwwith Evap>67,96 M/M U:	8 370	115 820	101 884	1 159 318
8415903900	Part Mach With>26,38 Kw Output<52,75 Kwwith Evap<67,96 M/M U:	6 430	12 436	48 412	149 195
8415904500	Parts Of Mach With An Output > 52,75 Kwwith Evapor > 67,96 M/M U:	79 044	450 998	1 331 663	7 398 264
8415904900	Parts Of Mach With An Output < 52,75 Kwwith Evapor > 67,96 M/M U:	204 584	1 329 154	882 973	9 688 248
8416100000	Furnace Burners For Liquid Fuel	5 372	195 879	391 816	2 722 949
8416200000	Other Furnace Burners,Including Combination Burners	2 493 509	7 433 647	10 794 770	33 154 444
8416300000	Mechanical Stokers,Including Their Mech Grate,Mech Ash Discharg &	10 036	257 142	323 665	895 475
8416900000	Parts Of Furnaces Burners For Liquid Orsolid Or Gas Fuel, Mechanical	217 163	1 079 182	1 946 209	10 016 399
8417100000	Furnace&Oven For The Roast,Melt/Oth Heattreat,Of Ores,Pyrite Met:	2 172 812	3 590 729	6 104 594	14 784 844
8417200000	Bakery Ovens,Including Biskuit Ovens	100 561	627 438	408 561	12 943 408
8417800000	Incinerators, Non-Electric	2 468 532	7 219 449	5 920 671	43 186 504
8417900000	Part Of Industrial/Laboratory Furnaces &Oven,Including Incinerators,I	1 375 652	8 196 035	5 664 929	33 522 069
8418101010	Refri-Frez,Fitt With Separate Externaldoor;Household Type With< 23C	33 104	603 747	101 814	1 857 240
8418101090	Refri-Frez,Fitt With Separate Externaldoor;Household Type With> 23C	696 485	4 201 218	3 097 680	17 434 134
8418109000	Refri-Frez,Fitt With Separate Externaldoor, Industri Type	55 464	322 723	273 939	1 455 972
8418210010	Refrigerator,Household Type Withcompression Type Of Capacity < 23	0	97 998	0	478 208
8418210090	Refrigerator,Household Type Withcompression Type Of Capacity > 23	7 271	134 941	27 645	1 010 614
8418290010	Refrigerator,Household Type Oth Thancompress Type Of Capacity<=2	0	55 759	0	391 637
8418290090	Refrigerator,Household Type Oth Thancompress Type Of Capacity > 23	0	2 799	0	21 552
8418301000	Freezer Of The Chest Type,Not Exceed 200 l Capacity	4 814	461 274	28 039	1 502 654
8418309000	Freezer Of The Chest Type,Not Exceed 800 l Capacity	153 658	2 419 245	614 373	11 038 420
8418401000	Freezer Of The Upright Type,Not Exceed 200 l Capacity	103 791	277 541	444 679	1 070 529
8418409000	Freezer Of The Upright Type,Not Exceed 900 l Capacity	2 747	43 041	18 288	480 721
8418501100	Refri Chambers, Capacity>200 L Of Kindsuitable For Medical,Surgical/	13 821	28 941	49 337	177 253
8418501900	Oth Refri Chambers, Capcty>200 L Of Kindsuitable For Medical,Surgic:	497 409	2 847 152	2 472 994	13 298 249
8418509100	Refri Chambers, Capacity<200 L Of Kindsuitable For Medical,Surgical/	26 949	193 219	104 963	952 138
8418509900	Refrigerating Equipment,Capacity <=200 L Not For Medical, Surgical C	607 758	4 522 378	2 684 915	21 053 396
8418610000	Heat Pump Oth Than Acmachines Of Heading 84.15	63 199	451 264	424 643	2 847 695
8418691000	Beverage Coolers Equipment;Heat Pumps	145 253	661 901	919 922	3 808 140
8418693000	Drinking Water Coolers Equipment;Heatpumps	4 890	40 430	94 769	444 067
8418694100	Water Chillers Cap>21.10 Kw For Ac With A Refrigerating Equip;Heat	94 275	914 042	995 226	8 211 048
8418694900	Water Chillers Cap>21.10 Kw Not For Ac Machine With A Refrigeratin	137 678	749 431	1 562 468	8 628 387

I.3. IMPOR MENURUT KOMODITI / IMPORT BY HS COMMODITY

\*\*\* JUNI/ JUNE 2014 \*\*\*

H S	Uraian Komoditi Commodity Description	Berat Bersih / Net Weight (Kg)		Nilai / Value C.I.F (US\$)	
		Bulan ini Current Month	Kumulatif Cum.Jan. to date	Bulan ini Current Month	Kumulatif Cum.Jan. to date
8418695000	Scale Ice-Maker Units Equipment;Heat Pumps	41 228	345 506	354 467	3 216 052
8418699000	Oth Refrigt/Freez Equip,Oth Than Heat Pump Oth Than Air Condition	246 120	1 883 163	3 012 746	16 776 234
8418910000	Part For Good,Sub 8418.(10,21,29,30,40),Furniture To Refri/Freez	32 531	309 016	198 324	3 135 461
8418991000	Evaporators And Condensers	544 492	4 147 133	2 433 405	16 885 866
8418994000	Aluminium Rollbonds For Sub 8418.10.10,8418.21, 8418.22 And 8418	51 967	280 904	287 447	1 668 398
8418999010	Cabinets And Doors, Welded/ Painted	691 803	4 316 036	1 039 112	6 733 569
8418999090	Oth Part Refrig & Freezers Equipment Electric/Oth	1 286 580	6 219 870	4 823 004	20 087 803
8419111000	Instant Gas Water Heaters,For Householdtype, Non Electric	67 940	309 505	566 059	2 933 238
8419119000	Instant Gas Water Heaters,Not Forhousehold Type, Non Electric	45 751	132 859	332 637	769 237
8419191000	Instant Water Heaters Oth Than Gas ,For Household Type, Non Electr	0	92 597	0	275 481
8419199000	Instant Water Heaters Oth Than Gas ,Not For Household Type, Non E	47	394 719	7 834	1 418 450
8419200000	Instant Water Heaters, Non Electric Formedical,Surgical/Laboratory S	5 466	115 401	192 112	2 668 626
8419311010	Evaporators,Dryers For Agriculture Products, Electrically Operated	21 850	319 676	146 597	5 801 201
8419311090	Oth.Than Evaporators,Dryers For Agriproducts, Electrically Operated	69 011	590 913	2 561 444	9 701 772
8419312000	Dryers For Agriculture Products, Nonelectrically Operated	35 510	73 701	154 769	407 905
8419321000	Dryers For Wood, Paper Pulp, Paper/Paperboard, Electrically Operate	199 471	2 392 052	497 819	14 044 120
8419322000	Dryers For Wood, Paper Pulp, Paper/Paperboard, Non Electrically Ope	50 000	50 290	95 000	119 028
8419391100	Dryers Machine Electrically Operated, For Manufacture Pcb	9 905	138 657	122 726	2 923 668
8419391900	Other Dryers Machine Electrically Operated	484 402	2 627 047	5 609 138	34 534 452
8419392000	Other Dryers Machine Not Electrically Operated	1 751	23 575	17 280	446 190
8419401000	Distilling/Rectifying Plant Electrically Operated	131 210	1 281 377	2 479 623	26 573 430
8419402000	Distilling/Rectifying Plant Not Electrically Operated	75 095	81 172	994 158	1 121 036
8419501000	Heat Exchange Units For Cooling Towers	319 420	2 340 591	2 794 651	13 379 271
8419509010	Condensers For Air Conditionersfor Motor Vehicles	18 375	75 008	153 136	1 039 888
8419509020	Oth Condensers For Air Conditioners	23 655	373 893	304 846	4 867 420
8419509030	Oth Condensers Electrically Operated	94 325	1 493 903	3 278 876	20 023 452
8419509040	Oth Condensers Not Electrically Operated	440 367	1 486 547	7 031 801	22 317 122
8419601000	Machinery For Liquefying Air Or Othgases Electrically Operated	21 715	247 287	2 128 163	9 735 774
8419602000	Machinery For Liquefying Air Or Othgases Not Electrically Operated	12 047	33 071	643 711	833 817
8419811000	Oth.Mach.Plant&Equip For Make Hot Drink/ For Cook/ Heat Food, Elec	73 853	339 056	999 709	5 353 859
8419812000	Oth.Mach.Plant&Equip For Make Hot Drink/ For Cook/ Heat Food,Not I	60 180	229 204	615 788	2 969 007
8419891300	Machinery By A Proce Involving Heat For Manufacture Of Pcb/Pwb'S	8 945	283 167	57 565	4 619 146
8419891900	Oth Mach For Making Hot Drinks/ For Cooking/ Heating Food,Electrical	573 920	7 574 251	6 195 135	68 572 604
8419892000	Oth Mach For Making Hot Drinks/ For Cooking/ Heating Food,Not Elect	362	1 658 019	5 458	12 289 255
8419901200	Part Machin For The Treatment By Proceinvolve Heat,For Manufactu	280 895	1 481 237	2 152 050	14 317 919
8419901300	Parts Of Electrcally Operated , Casingfor Cooling Towers	2 391	181 392	13 676	1 821 742
8419901900	Parts, Oth Machine Electrically Operated	329 606	2 276 254	4 206 243	26 336 971
8419902100	Part Machine,Non-Electric Op,For Treatby Proce Involve Heat ,House	17 603	91 934	62 411	245 153
8419902900	Part Machine,Non-Electric Op,For Treatby Proce Involve Heat ,Not H	231 739	746 043	2 365 483	12 981 061
8420101000	Apprt.For The Appl Dry Film/Liquid Photo Resist,Soldering Paste, Adh	31 589	129 618	324 853	1 795 418
8420102000	Oth Roller For Ironing Or Wringers Machsuitable For Domestic Use	1 093	18 142	1 250	202 261
8420109000	Oth Calendering/Oth Rolling Machine	79 940	257 914	658 648	5 232 224
8420911000	Cylinders, Parts Of Apparatus For Theappl Of Dry Film,Liquid Photo Re	268	3 654	46 981	169 785
8420919000	Cylinders, Parts For Oth Calendering/Oth Rolling Machine	9 892	53 480	109 635	461 787
8420991000	Oth Parts Of Apparatus For The Applic Of Dry Film,Liquid Photo Resist	1 184	4 875	97 088	413 023
8420999000	Oth Parts For Calendering/Oth Rolling Machines	13 052	28 518	168 260	648 645
8421110000	Centrifuges,Including Centrifugal Dryers For Cream Separators	0	26 903	0	612 884
8421120010	Centrifuges,Including Centrifugal Dryers For Cloth Dryers Cap<30 L	624	32 372	2 791	270 886
8421120020	Centrifuges,Including Centrifugal Dryers For Cloth Dryers Cap>30 L	1 058	22 688	4 465	87 698
8421191000	Centrifuges,Including Centrifugal Dryers For Sugar Manufacture	5 602	312 745	117 515	2 522 881
8421199000	Oth Centrifuges,Including Centrifugal Dryers	29 174	97 347	1 150 465	2 702 108
8421211100	Filtering/ Purifying Water Machine & App For Domestic Use Of A Cap	185 685	884 926	988 530	5 328 482
8421211900	Oth Filtering/ Purifying Water Machin& App Of A Capacity <= 500 L/H	404 103	2 285 279	6 675 900	27 827 894
8421212200	Filtering/ Purifying Water Machine & App,Electrically Operated Of A C	127 518	2 562 554	1 700 803	21 503 354
8421212300	Filtering/ Purifying Water Machine & App,Non Electric Operated Of A	38 087	211 495	530 285	2 834 907
8421223000	For Filter/Purify Beverages Oth Thanwater, Electric Operated Of A Cap	12 859	27 870	105 110	923 243
8421229000	For Filter/Purify Beverages Oth Than Water Of A Capacity <= 500 L/Hr	8 300	247 269	907 954	6 017 658
8421231100	Oil Filters For Internal Combustionengines Machinery Pos 8429 Or 84	54 610	287 543	930 515	4 898 633
8421231900	Petrol Filters For Internal Combustionengines Machinery Pos 8429 Or	132 508	697 030	1 490 826	7 247 246
8421232100	Oil Filters For Motor Vehicles Ofchapter 87	136 601	735 227	2 060 295	9 611 396
8421232900	Petrol Filters For Motor Vehicles Ofchapter 87	97 196	582 126	1 559 120	9 018 399
8421239100	Oil Filters For Internal Combustionengines Machinery Pos 8429 Or 84	49 225	253 026	653 442	3 807 566
8421239900	Petrol Filters For Internal Combustionengines Machinery Pos 8429 Or	81 270	539 318	1 072 240	7 008 875
8421291000	Filter/ Purify Mach&Appa For Liquid Of Akind Used For Medical, Surgic	18 578	178 395	1 606 033	3 994 527
8421292000	Filter/ Purify Mach&Apparatus For Liquidof A Kind Used For Sugar Ma	20 915	431 352	166 427	4 523 042
8421293000	Filter/ Purify Mach&Apparatus For Liquidof A Kind Used In Oil Drill Op	37 849	439 871	505 253	6 913 232
8421294000	Filter/ Purify Mach&Apparatus For Petrofilters	17 933	62 425	91 911	941 848
8421295000	Filter/ Purify Mach&Apparatus For Oil Filters	10 117	70 892	147 830	1 241 025

I.3. IMPOR MENURUT KOMODITI / IMPORT BY HS COMMODITY

\*\*\* JUNI/ JUNE 2014 \*\*\*

HS	Uraian Komoditi Commodity Description	Berat Bersih / Net Weight (Kg)		Nilai / Value C.I.F (US\$)	
		Bulan ini Current Month	Kumulatif Cum.Jan. to date	Bulan ini Current Month	Kumulatif Cum.Jan. to date
8421299000	Oth Filtering Machinery & Apparatus Forliquids Not Electrically Opera	949 790	2 878 991	9 828 209	48 028 531
8421311000	Intake Air Filters For Inter Combustionengines For Machine Chapter 8	17 645	159 172	244 755	2 492 083
8421312000	Intake Air Filters For Inter Combustionengines For Motor Vehicles Of	51 992	413 225	685 119	6 829 407
8421319000	Oth Intake Air Filters For Internalcombustion Engines	231 617	983 045	2 190 990	10 740 004
8421392000	Air Purifiers	469 993	3 230 263	6 423 314	30 766 960
8421399000	Filtering Machines&Apparatus For Gases	544 126	4 713 014	15 993 877	66 713 026
8421911000	Parts Of Goods Of Subheading 8421.12, Of Centrifuges,Includ Centrif	278	5 125	18 883	188 012
8421912000	Parts Of Goods Of Subheading 8421.19.10Of Centrifuges,Includ Centr	11	16 136	1 589	441 014
8421919000	Parts Of Subhd 8421.11.00/8421.19.90 Ofcentrifuges,Includ Centrifug	4 080	86 339	286 574	2 341 727
8421992000	Parts Filter Cartridges Of Filter,Subhd8421.23	57 570	271 249	1 315 768	5 909 738
8421993000	Parts Of Goods Of Subheading 8421.31	45 294	303 652	856 086	5 036 996
8421999100	Oth Parts Of Goods Of Subheading8421.29.20	102	9 951	11 534	350 567
8421999400	Oth Parts Of Goods Of Subheading 8421.21.11/8421.21.21	125 627	597 570	339 896	1 939 535
8421999500	Oth Part Of Subhd 8421.31,8421.23.11,8421.23.19,8421.23.91/8421.	7 188	49 146	71 872	544 075
8421999900	Oth Parts Of Goods Of Subheading8421.21.11/8421.21.21	419 483	3 195 313	6 418 060	39 913 537
8422110000	Dish Washing Machin Of The House Holdtype	2 495	8 224	12 738	95 992
8422190000	Dish Washing Machines Not Of Thehousehold Type	4 183	85 809	132 393	1 598 254
8422200000	Machinery For Cleaning/ Drying Bottles Or Oth Containers	77 520	189 758	1 975 930	5 408 721
8422300000	Machinery For Aerating Beverages,Filling,Closing,Seal,Label Bottles, C	386 900	2 420 616	14 236 814	77 996 818
8422400000	Other Packing, Wrapping Machinery( Inc Heat-Shrink Wrapping Machine	754 631	3 336 912	38 583 752	170 933 833
8422901000	Parts Of Goods Of Subheading 8422.11	700	6 654	26 645	147 960
8422909000	Part Goods Of Subhd 8422 Of Oth Than Subheading 8422.11	70 697	1 043 649	6 204 822	60 506 405
8423101000	Personal Weighing Machin,Including Baby & Household Scales,Electric	86	141 381	2 433	472 183
8423102000	Personal Weighing Machin,Including Baby & Household Scales,Not Ele	100 655	510 737	168 634	1 009 351
8423201000	Scales For Continuous Weighing Of Goodson Conveyors, Electrically O	11 098	184 983	316 790	4 880 834
8423202000	Scales For Continuous Weighing Of Goodson Conveyors, Not Electrica	58	2 544	4 112	49 736
8423301000	Constan Weight Scales,Predetemin Weightscales & Hopper Scales,Ele	20 283	155 850	771 229	2 018 468
8423302000	Constan Weight Scales,Predetemin Weightscales&Hopper Scales,Not	11 580	42 901	57 166	177 802
8423811000	Oth Weighing Machinery,Max Capacity<=30 Kg, Electrically Operated	28 226	172 774	700 589	3 172 490
8423812000	Oth Weighing Machinery,Max Capacity<=30 Kg, Not Electrically Oper	267 484	981 960	405 353	1 760 978
8423821100	Oth.Weigh Mach,Having A Maximum Weight30<Capacity <= 1 000Kg	7 645	38 050	68 331	303 759
8423821900	Oth.Weigh Mach,Having A Maximum Weight1000<Capacity <= 5 000f	12 893	223 921	41 373	592 507
8423822100	Oth.Weigh Mach,Having A Maximum Weight30<Capacity <= 1 000Kg	21 635	76 360	29 633	134 612
8423822900	Oth.Weigh Mach,Having A Maximum Weight1000<Capacity <= 5 000f	2 380	72 710	9 401	285 986
8423891000	Oth Weigh Mach,Oth.Capacity > 5 000Kg,Electrically Operated	160 540	600 445	845 602	4 764 031
8423892000	Oth Weigh Mach,Oth.Capacity > 5 000Kg,Not Electrically Operated	187 097	432 469	677 608	1 279 175
8423901000	Weighing Machine Weights	18 732	97 498	156 101	1 018 591
8423902100	Parts Of Weighing Machinery, Electricall Operated	69 907	289 195	1 051 828	4 082 177
8423902900	Parts Of Weighing Machinery,Not Electricall Operated	7 837	161 406	51 464	1 280 967
8424101000	Fire Extinguishers,Whether/ Not Chargedsuitable For Aircraft Use	0	6	0	517
8424109000	Fire Extinguishers,Whether/ Not Chargedfor Oth Than Aircraft Use	59 088	522 547	135 266	1 737 446
8424201100	Spray Guns & Smilar Appliances For Agri/Horticultural,Electric Operat	19	11 673	6 307	41 271
8424201900	Spray Guns & Smilar Appliances Not Foragricult/ Horticultural,Electric	27 800	142 191	132 207	1 997 442
8424202100	Spray Guns & Smilar Appliances Foragricultural/ Horticultural,Not Ele	3 384	43 551	58 711	212 329
8424202900	Spray Guns & Smilar Appliances Not Foragricultural/ Horticultural,Not	47 532	280 284	255 940	2 184 903
8424300000	Steam/ Sand Blasting Machines& Smilar Jet Projecting Machines, Elect	229 639	902 271	1 747 102	9 434 289
8424811000	Oth Spraying Liquid Machine For Agricul/ Hortikultural, Drip Irrigation	1 673	176 011	63 252	966 275
8424813000	Hand-Operated Insecticidae Sprayers Foragriculture/ Horticulture	106 683	615 606	502 538	3 200 667
8424814000	Oth.Mach Appliances For Agricultural Orhortikultural, Not Electically C	77 858	476 869	235 820	1 133 859
8424815000	Oth.Mach Appliances For Agricultural Orhorti,Oth Drip Irrigation Syste	77 983	395 471	245 241	1 561 778
8424891000	Hand Operated Household Sprayers Ofcapacity Not Exceeding 3 L	62 753	366 637	251 083	1 205 214
8424892000	Spray Heads With Dip Tubes	21 750	188 887	124 937	949 326
8424894000	Dispensing/ Spraying Machine Of Chemicalor Electrochemical, For Mar	2 275	21 152	94 857	630 302
8424895000	Oth Appl For Project,Dispers,Spray Liquids/ Powders,Not Household T	805 953	3 264 300	5 101 123	29 840 933
8424899000	Oth Appl For Project,Dispers,Spray Liquids/ Powders,Not Household T	269 122	1 016 354	1 106 302	4 511 452
8424901000	Parts Of Fire Extinguisher	39 343	374 082	453 962	4 293 476
8424902100	Parts Of Spray Guns, Of Good Of Subhead8424.20.11,Electrically Oper	0	333	0	14 908
8424902300	Parts Of Spray Gun,Oth Than Of Good Ofsubhead 8424.20.11,Electric	73 338	288 478	572 639	1 621 209
8424902400	Parts Of Spray Guns, Of Good Of Subhead8424.20.11,Not Electrically	4 306	14 427	38 967	135 150
8424902900	Parts Of Spray Gun,Oth Than Of Good Ofsubhead 8424.20.11,Not Elec	26 756	237 553	301 497	1 508 922
8424903000	Parts Of Steam/ Sand Blasting Machine & Smilar Jet Projecting Mach,E	26 282	131 762	192 210	1 213 837
8424909300	Parts Of Oth Appliance Of Subhead8424.81.10/ 8424.81.20	616	6 025	10 479	45 286
8424909400	Parts Of Oth Appliance Of Subhead8424.81.30/ 8424.81.40	28 712	159 931	176 711	543 375
8424909500	Parts Of Oth Appliance Of Subhead8424.81.10/ 8424.81.20	1 403	6 183	3 929	353 226
8424909900	Oth Mechanical Appliances (Whether/ Not Hand Operated)	269 934	2 587 932	3 052 215	19 311 341
8425110000	Pulley Tackle & Hoists Oth Than Skip For Raising Vehicles, By Electric	267 663	1 585 030	2 524 501	12 487 033
8425190000	Pulley Tackle & Hoists Oth Than Skip For Raising Vehicles, Not Electric	413 397	2 173 067	1 589 920	8 484 417
8425310000	Oth Winches; Capstans, Poweredby Electric Motor	224 577	792 349	541 155	4 243 604

I.3. IMPOR MENURUT KOMODITI / IMPORT BY HS COMMODITY

\*\*\* JUNI/ JUNE 2014 \*\*\*

H S	Uraian Komoditi Commodity Description	Berat Bersih / Net Weight (Kg)		Nilai / Value C.I.F (US\$)	
		Bulan ini Current Month	Kumulatif Cum.Jan. to date	Bulan ini Current Month	Kumulatif Cum.Jan. to date
8425390000	Oth Winches;Capstans,Oth Than Powered By Oth Electric Motor	488 019	1 853 916	8 028 499	20 836 669
8425410000	Jacks Hoists Of Built In Jacking Systemof A Type Used In Garages	115 607	431 996	276 298	1 222 518
8425421000	Jacks Used In Tipping Mechanismfor Lorries	87 261	777 983	143 099	1 364 644
8425429000	Oth Jacks And Hoists, Hydraulic	676 935	3 578 787	1 663 229	9 588 164
8425491000	Oth Jacks;Hoists Of A Kind Used Forraising Vehicles, Electrically Opera	53 089	166 435	368 518	2 013 079
8425492000	Oth Jacks;Hoists Of A Kind Used Forraising Vehicles, Not Electric Oper	91 372	595 398	408 341	1 934 263
8426110000	Overhead Traveling Cranes On Fixedsupport	1 380 546	5 257 639	2 497 037	15 985 919
8426120000	Mobile Lifting Frames On Tyres Andstraddle Carries	430 217	5 109 445	2 040 619	23 800 510
8426192000	Bridge Cranes	0	2 848 759	0	8 856 001
8426193000	Gantry Cranes	157 293	5 871 939	396 304	28 633 244
8426199000	Other Transporter Cranes	1 611 270	7 825 523	9 373 269	46 383 070
8426200000	Tower Cranes	1 043 854	6 837 774	2 252 227	15 637 921
8426300000	Portal/ Pedestal Jib Cranes	53 166	2 922 225	216 642	11 373 981
8426410000	Other Mobile Lifting Frames, Self Propelled, On Tyres	161 047	2 292 629	1 016 926	15 137 814
8426490000	Other Mobile Lifting Frames, Self Propelled,Oth Than On Tyres	1 993 049	6 152 473	9 601 833	27 429 253
8426910000	Other Derricks Machine Designed Formounting On Road Vehicles	828 165	2 884 413	1 885 452	6 765 586
8426990000	Other Derricks Machine Designed Formounting Oth Than On Road Vi	1 097 157	2 678 678	4 275 408	13 614 534
8427100000	Self-Propelled Trucks Powered By Anelectric Motor	889 306	4 906 384	5 521 864	31 120 506
8427200000	Oth Self-Propelled Trucks	3 219 686	15 007 042	13 577 747	64 191 067
8427900000	Oth Trucks	395 606	2 037 104	2 203 937	9 190 364
8428101000	Passenger Lifts	2 516 950	11 631 441	9 654 200	45 360 407
8428102100	Oth Lifts Of A Kind Used In Buildings	120 221	1 122 245	223 665	3 078 265
8428102900	Oth Lifts Oth Than Of A Kind Used Inbuildings	73 238	694 480	709 207	3 911 060
8428109000	Skip Hoists	101 141	311 188	1 274 399	2 297 457
8428201000	Pneumatic Elevators And Conveyors Foragricultural Use	957	208 293	25 600	925 142
8428202000	Automated Machines For The Transport,Handling & Storage Of Pcb/P	15 508	94 182	153 948	2 813 355
8428209000	Oth Pneumatic Elevators & Conveyors	280 835	1 891 363	3 887 153	26 104 832
8428310000	Oth Continuous Act Elevators & Conveyorsspecially Designed For Unde	103 864	105 259	403 898	416 425
8428321000	Oth Continuous Act Elevators & Conveyorsof Bucket Type,Used For Ag	28 075	59 948	130 785	268 468
8428329000	Oth Continuous Act Elevators & Conveyorsof Bucket Type,Not Used Fc	1 358 110	3 060 210	7 553 814	20 637 555
8428331000	Conveyors Belt , Of Kind Use Foragricultural Type	70 266	156 988	249 106	525 777
8428332000	Conveyor Belt, Automated Machiine Forthe Transport,Hand & Storage	212 937	637 131	504 635	2 751 635
8428339000	Other Conveyor Belt	4 431	65 553	399 166	934 543
8428391000	Other Elevator Of Kind Use Foragriculture	450	23 044	39 192	149 483
8428393000	Oth Elevator, Automated Machin Fortransport, Handling & Storage Of	4 491	21 053	132 802	836 959
8428399000	Oth Continuous-Action Elevators&Conveyor, For Goods/ Materials	941 676	8 603 887	11 699 848	71 032 264
8428400000	Escalators And Moving Walkways	488 450	3 659 300	1 501 000	11 136 790
8428600000	Teleferics, Chair-Lifts, Ski-Draglines;Traction Mechanisms For Funicula	0	7 362	0	54 867
8428902000	Automated Machine For The Transport ,Handling&Storage Of Pcb/P	128 610	158 621	504 783	1 102 524
8428903000	Mine Wagon, Locomotive/ Wagon Transeverss,Smilar Railway Wagon	0	402 649	0	916 551
8428909000	Other Machine For Lifting, Handling, Loading/ Unloading	911 081	3 527 088	7 926 319	26 750 003
8429110000	Track Laying, Bulldozers And Angledozer	929 506	5 294 286	8 987 669	48 854 346
8429190000	Bulldozer & Angledozer Other Than Track Laying	126 301	868 034	160 652	5 349 551
8429200000	Graders And Levellers	905 303	3 866 757	9 357 818	41 610 287
8429300000	Scrapers	22 363	63 246	96 671	434 717
8429403000	Tamping Machines	152 096	889 139	1 360 767	5 619 497
8429404000	Vibratory Smooth Drum Rollers, Withcentrifuge Force Drum<20 Ton E	136 720	1 297 044	806 717	6 836 731
8429405000	Other Vibratory Road Rollers	567 966	1 120 682	2 741 382	5 281 288
8429409000	Other Tamping Mchaine And Road Rollers	88 565	378 751	263 053	1 566 209
8429510000	Front-End Shovel Loaders	2 559 413	11 006 077	13 280 192	57 783 390
8429520000	Mach With A 360,Revolving Super Struct,Mech Shovels,Excavators An	10 356 495	48 926 255	46 339 090	225 570 803
8429590000	Mech Shovels,Excavators & Shove Loaderoth Front-End Shovel,Canno	554 939	4 826 684	1 002 286	20 414 296
8430100000	Pile-Drivers And Pile-Extractors	577 344	4 114 876	637 187	7 585 690
8430200000	Snow-Ploughs And Snow-Blowers	0	779	0	28 536
8430310000	Coal/ Rock Cutters And Tunneling Machine , Self-Propelled	7 781	598 017	19 336	2 304 797
8430390000	Coal/ Rock Cutters And Tunneling Machine ,Oth Than Self-Propelled	35 671	230 055	214 155	1 548 430
8430410000	Oth Boring/Sinking Machinery Selfpropelled	766 357	4 484 074	7 440 341	51 299 644
8430491000	Boring Mach,Wellhead Platforms & Integra Produc Modules For Use I	50 141	343 587	2 753 431	5 878 032
8430499000	Other Boring Or Sinking Machinery, Notself Propeled	122 252	1 991 680	703 494	37 701 047
8430500000	Oth Moving,Grading,Levelling,Scrapingmachinery, Self-Propelled	54 289	1 403 046	260 556	14 733 584
8430610000	Tamping/ Compacting Machinery, Not Self Propelled	45 335	198 935	134 671	558 553
8430690000	Oth Machinery Of Hedaing 84.30 Not Self-Propelled	65 043	721 790	210 500	15 068 781
8431101300	Parts Suitable For Of Goods Of Subhead8425.19,8425.39Or8425.49,El	167 126	545 175	2 796 318	7 928 287
8431101900	Oth Parts Suitable For Of Goods Ofheading 84.25,Electrically Operate	58 938	307 470	214 739	2 455 724
8431102200	Part Suitable For Goods Of Sub 8425.11,842520,8425.31,8425.41,842	47 703	330 747	174 362	1 033 117
8431102900	Oth Parts Suitable For Of Goods Ofheading 84.25,Not Electrically Ope	42 735	406 098	187 728	1 124 887
8431200000	Parts Suitable For Goods Of Head 84.27	87 865	662 237	875 701	5 772 813
8431311000	Parts Of Goods Of Shd 8428.10,(21,29),8428.10.90,Of Lift Skip Hoist/ E	147 948	1 171 249	1 359 730	6 094 716

I.3. IMPOR MENURUT KOMODITI / IMPORT BY HS COMMODITY

\*\*\* JUNI/ JUNE 2014 \*\*\*

H S	Uraian Komoditi Commodity Description	Berat Bersih / Net Weight (Kg)		Nilai / Value C.I.F (US\$)	
		Bulan ini Current Month	Kumulatif Cum.Jan. to date	Bulan ini Current Month	Kumulatif Cum.Jan. to date
8431312000	Parts Of Goods Of Shd 8428.10.10), 8428.40.00,Of Lift Skip Hoist/ Esc	108 854	1 793 116	1 439 638	9 896 907
8431391000	Part Suitable For Goods Sub 8428.20.10,8428.32.10, 8428.33.10/842	21 719	147 940	579 458	1 502 659
8431392000	Parts Suitable For Goods Of Subheading 8428.90	52 826	65 425	1 623 265	1 927 046
8431394000	Part Of Auto Mach. For Transport/ Storage Of Pcb/Pwbs/ Pcas	14 726	165 745	173 062	1 398 388
8431399000	Part Of Other Lifting,Handling/Loadingmachine	501 553	1 911 683	6 739 398	27 106 193
8431411000	Buckets, Shovels, Grabs And Grips,Ofmachine Of Subheading 84.26	1 414 684	1 851 792	7 679 339	9 523 258
8431419000	Buckets, Shovels, Grabs And Grips,Ofmachine Other Than Of Subhead	283 431	2 159 692	1 445 978	9 241 723
8431420000	Bulldozer Or Angledozer Blades	286 156	1 139 941	1 843 763	7 059 030
8431430000	Parts Of Boring/Sinking Machinery Of Subhead 8430.41/8430.49	2 449 516	10 953 519	40 543 167	171 416 713
8431491000	Parts Of Machinery Of Heading 84.26 Oththan Buckets, Shovels, Grab	421 537	3 307 908	5 173 344	35 852 738
8431492000	Cutting Edges Or End Bits For Scrapers,Graders/ Levellers	1 041 406	4 386 961	2 452 362	12 711 630
8431494000	Cutting Edges Or End Bits For Buldozeror Angledozer Blades	14 900	51 913	56 120	291 817
8431495000	Parts Of Road Rollers	273 265	1 417 678	1 260 386	7 114 076
8431496000	Oth Parts Of Machinery Of Heading 84.30.20.00	0	193	0	6 165
8431499000	Oth Parts Suitable Use Of Machinery Ofheading 84.30	7 418 544	35 214 187	39 586 740	200 781 422
8432100000	Ploughs	8 722	52 053	23 065	185 664
8432210000	Disc Harrows	55	21 768	120	57 825
8432290000	Scarifiers, Cultivators, Weeders, Hoesand Oths Harrows	18 816	130 525	174 908	835 615
8432300000	Seeders, Planters And Transplanters	4 049	85 970	31 065	1 283 648
8432400000	Manure Spreaders ,Fertiliser Distributor	4 176	21 124	50 700	268 129
8432801000	Other Machinery For Soil Preparation Orcultivation;Of Agricult/ Hortic	27 174	94 691	57 156	1 356 301
8432802000	Lawn/ Sports-Ground Rollers	553	4 483	2 742	91 379
8432809000	Other Machinery For Soil Preparation Orcultivation	15 731	59 956	29 997	689 181
8432901000	Parts Of Machinery Of Subheading8432.80.90	1 368	4 166	17 799	56 235
8432902000	Parts Of Lawn/ Sport-Ground Rollers	0	1	0	2
8432909000	Parts Oth Machinery For Soil Preparation/ Cultivation	63 256	321 150	260 180	2 139 600
8433110000	Mowers For Lawns,Parks/ Ground,Poweredwith The Cutting Device Rc	225 039	831 625	840 602	3 060 482
8433191000	Mowers For Lawns,Parks/ Sports-Groundsmanually Operated	863	863	482	482
8433199000	Oth Mowers For Lawns, Parks/ Sport Ground,Oth Than Manually Oper	42 748	377 078	146 998	1 851 092
8433200000	Oth Mowers,Including Cutter Bars Fortractor Mounting	30 233	54 382	68 088	235 164
8433300000	Other Haymaking Machinery	13 228	31 352	15 142	61 195
8433400000	Straw Or Fodder Baler,Including Pick-Upbalers	0	1 697	0	29 006
8433510000	Combined Harvester-Threshers Macinery	165 543	2 010 970	1 032 263	13 056 165
8433520000	Other Threshing Machinery	0	87 908	0	249 248
8433591000	Cotton Pickers And Cotton Gins	21	66	3 188	6 671
8433599000	Other Harvesting, Thresing Machinery	4 460	86 019	256 188	1 636 367
8433601000	Machin For Cleaning,Sorting/ Grading Eggfruit/ Oth Agricultur Prod,Ele	34 184	52 020	1 318 579	1 393 651
8433602000	Machin For Cleaning,Sorting/ Grading Eggfruit/ Oth Agricultur Prod,No	0	2 870	0	245 793
8433901000	Part Mach:Castor,Of 100< Diameter(Inc Tyres)<= 250Mm,Width Whe	3 228	18 584	15 863	110 420
8433902000	Other Parts Machine Of Goods Of Subhead8433.11 Or 8433.19.90	92 364	251 312	354 041	760 879
8433903000	Other Parts Machine Of Goods Of Subhead 8433.19.10	0	4 082	0	109 255
8433909000	Other Parts Harvesting Or Threshingmachine	74 972	327 393	385 319	1 840 873
8434101000	Milking Machines, Electrically Operated	5 055	30 136	312 129	712 891
8434201000	Dairy Machinery, Electrically Operated	32 901	168 214	1 164 968	8 823 889
8434202000	Dairy Mach, Not Electrically Operated	0	196	0	9 636
8434901000	Parts Of Milking & Dairy Mach.Of Electoperated Machines	4 790	23 051	439 615	1 808 841
8434902000	Parts Of Milk & Dairy Mach Of Non Electoperated Machines	51	1 315	29 076	106 302
8435101000	Presses,Crushers & Manufacture Of Wine,Cider,Fruit Juices,Electric O	155 971	637 165	906 872	4 416 013
8435102000	Presses,Crushers & Manufacture Of Wine,Cider,Fruit Juices,Not Electr	45 570	51 111	53 165	66 242
8435901000	Parts Of Presses,Crushers & Manufactureof Wine,Cider,Fruit Juices,El	83 115	248 567	1 193 406	2 142 398
8435902000	Parts Of Presses,Crushers & Manufactureof Wine,Cider,Fruit Juices,Nc	6 208	6 912	5 696	9 323
8436101000	Machinery For Preparing Animal Feedingstuffs, Electrically Operated	893 808	3 314 454	4 505 207	21 271 968
8436102000	Machinery For Preparing Animal Feedingstuffs, Not Electrically Opera	23 017	57 847	27 384	293 288
8436211000	Poultry Incubators & Brooders, Electricoperated	17 264	1 360 377	880 768	15 479 103
8436212000	Poultry Incubators & Brooders, Notelectrically Operated	0	53 695	0	561 718
8436291000	Oth Poultry-Keeping Machinery, Electricoperated	224 371	1 606 282	1 133 142	5 837 538
8436292000	Oth Poultry-Keeping Machinery, Notelectrically Operated	242 349	774 491	520 191	3 238 860
8436911000	Other Agric Or Horticultural Machine,Electric Operated, Inc Germinat	177 063	237 696	525 186	704 473
8436801900	Other Machine, Electric Operated For Poultry Include Bee Keeping	15 023	1 315 762	28 296	6 776 834
8436802100	Other Agric Or Horticultural Machine,Not Electric Operated, Inc Germ	0	16 758	0	176 217
8436802900	Other Machine, Not Electric Operated For Poultry Include Bee Keeping	868	208 353	4 964	811 036
8436911000	Parts Of Poultry-Keeping Machinery/ Poultry,Incubator & Brooders,El	125 251	308 673	656 538	2 647 757
8436912000	Parts Of Poultry-Keeping Machinery/ Poultry,Incubator&Brooders,No	36 751	83 669	373 272	1 018 355
8436991100	Parts Of Other Machin For Agri & Horti Type,Electric Operated	10 923	74 440	14 026	209 681
8436991900	Parts Of Other Poultry/Bee-Keeping Machin, Electric Operated	351 803	926 269	1 385 498	3 943 410
8436992100	Parts Of Other Machin For Agri & Hortitype/Germanium ,Not Electric	4 245	81 428	74 898	829 062
8436992900	Parts Of Other Poultry/Bee-Keepingmachine, Not Electric Operated	36 756	262 388	270 527	1 385 685
8437101000	Machinery For Grains;Winnowing & Cleanmachine, Electrically Opera	513 346	2 656 075	5 991 145	13 253 742



I.3. IMPOR MENURUT KOMODITI / IMPORT BY HS COMMODITY

\*\*\* JUNI/ JUNE 2014 \*\*\*

H S	Uraian Komoditi Commodity Description	Berat Bersih / Net Weight (Kg)		Nilai / Value C.I.F (US\$)	
		Bulan ini Current Month	Kumulatif Cum.Jan. to date	Bulan ini Current Month	Kumulatif Cum.Jan. to date
8437102000	Machinery For Grains;Winnowing & Cleanmachines,Not Electric Oper.	2 654	14 551	88 773	413 697
8437103000	Machine For Clean,Sorting/Grading Seed ,Grain Dried Leguminous Ve	293 865	1 532 927	1 122 315	9 430 143
8437104000	Mach For Clean,Sorting/Grad Seed,Graintdried Leguminous Vegetable	20 586	31 939	26 849	73 175
8437801000	Rice Hullers & Cone Type Rice Mills,Electrically Operated	6 500	209 455	17 500	407 651
8437802000	Machinery For Rice Hullers & Cone Type Rice Mills,Not Electrically Oper:	39 222	400 999	55 582	521 665
8437803000	Cofee & Corn Mills Machine For Industrytype, Electrical Operated	11 619	54 951	17 725	1 096 342
8437804000	Cofee & Corn Mills Machine For Industrytype, Not Electrically Operated	46 089	75 380	35 742	53 478
8437805100	Polishing Machine For Rice, Seving,Bran Cleaning& Husking Machine,	22 082	914 070	41 261	7 062 232
8437805900	Other Machine Used In The Milling Indust Or Working Of Cerals, Elect	69 528	745 064	576 006	9 514 039
8437806100	Polishing Machine For Rice, Seving,Bran Cleaning& Husking Machine,	0	667 374	0	711 127
8437806900	Other Machine Used In The Milling Indust Or Working Of Cerals, Not E	115 466	535 265	501 216	3 063 117
8437901100	Parts Of Machin Of Subheading 8437.10 ,Electrically Operated	53 840	415 234	409 048	2 667 376
8437901900	Parts Of Machines Oth Than Of Subhead8437.10,Electrically Operatec	105 484	547 524	286 828	1 891 062
8437902100	Parts Of Machines Of Subheading 8437.10,Not Electrically Operated	17 095	58 058	24 333	114 941
8437902900	Oth Parts Of Machines Of Subheading8437.10, Not Electrically Operat	208 414	877 155	315 198	1 268 175
8438101000	Bakery Machine,Macaroni,Spaghetti/Smila Products, Electrically Ope	375 986	2 011 694	4 637 616	25 416 026
8438102000	Bakery Machine,Macaroni,Spaghetti/Smila Products, Not Electrically	29 340	301 915	88 240	544 071
8438201000	Machine For The Manufac Of Confectionary Cocoa/Chocolate, Electric	41 593	796 366	2 475 296	26 498 924
8438202000	Machine For The Manufacture Of Confectionary Chocolate,Not Electri	0	49 593	0	2 443 852
8438301000	Machine For Sugar Manufacture, Electricoperated	15 386	806 096	70 807	1 322 102
8438302000	Machinery For Sugar Manufacture, Notelectrically Operated	0	1 791	0	2 442
8438501000	Mach For The Preparation Of Meat/ Poultry ,Electrically Operated	97 695	531 274	3 448 678	11 825 640
8438502000	Mach For The Preparation Of Meat/ Poultry ,Not Electrically Operated	5 803	59 134	5 805	98 324
8438601000	Machiner For The Preparation Of Fruits,Nuts/ Vegetable, Electrically C	13 782	301 553	242 162	9 946 974
8438602000	Machiner For The Preparation Of Fruits,Nuts/ Vegetable, Not Electric	47	107 386	5 930	143 011
8438801100	Coffee Pulpers, Electrically Operated	1 154	200 843	48 064	2 190 998
8438801200	Coffee Pulpers, Not Electricallyoperated	7 509	9 430	12 777	17 533
8438809100	Other Machine For The Industrial Preparation/Manufacture, Electric C	135 539	838 443	888 675	20 686 789
8438809200	Other Machine For The Industrial Preparation/Manufacture, Not Elec	33 106	94 152	67 523	181 874
8438901100	Parts Of Electrically Operated Machineof Subheading 8438.30.10	5 139	170 060	48 179	1 330 935
8438901200	Part Of Coffee Pulper,Electric Operatedmachines	917 593	917 697	183 440	183 712
8438901900	Parts Of Oths Goods Of Heading 84.38 Electrically Operated	83 776	1 064 498	2 553 779	19 163 477
8438902100	Parts Of Goods Of Subheading 8438.30.20Not Electrically Operated	2 130	193 571	13 233	1 090 172
8438902900	Parts Of Oth Goods Of Heading 84.38.20 Of Coffee Pulpers,Not Electri	11 139	171 187	425 921	10 030 560
8439100000	Machinery For Making Pulp Of Fibrouscellulosic Material	3 076	101 360	56 732	427 449
8439200000	Machinery For Making Paper/ Paperboard	442 225	3 621 214	4 840 191	55 561 702
8439300000	Machinery For Finishing Paper/ Paperboard	19 319	858 541	136 537	5 908 729
8439910000	Part Of Machine For Mak Pulp Of Fibrouscellulosic Material,Electricall	202 111	1 032 605	5 408 537	18 348 861
8439990000	Parts For Making/ Finishing Paper/ Paperboard, Electrically Operated	280 308	3 365 159	8 907 996	55 909 409
8440101000	Book-Binding Mach, Includ Book-Sewing,Electrically Operated	62 678	225 123	126 230	4 042 711
8440102000	Book-Binding Mach, Includ Book-Sewing,Not Electrically Operated	4 560	10 026	16 906	30 526
8440901000	Parts Of Book Binding & Sewing Machineselectrically Operated Machi	368	3 142	17 629	211 217
8440902000	Parts Of Book Binding & Sewing Machinesnot Electrically Operated M	17	225	13 543	69 564
8441101000	Cutting Paper Machines, Electrycallyoperated	622 032	2 949 925	7 831 796	27 687 080
8441102000	Cutting Paper Machine, Not Electrycallyoperated	20 050	174 290	160 179	981 992
8441201000	Machine For Making Bags,Sacks/ Envelopeselectrically Operated	179 451	401 479	351 641	2 791 396
8441202000	Machine For Making Bags,Sacks/ Envelopesnot Electrically Operated	32 368	54 360	373 110	485 211
8441301000	Elect Mach Oth Than By Moulding For Make Cartons,Boxes,Cases,Tub	147 143	931 170	1 671 076	9 240 334
8441302000	Not Elect Mach Oth Than By Moulding Formake Cartons,Boxes,Cases,`	2 737	66 370	36 807	572 443
8441401000	Machines For Moulding Articles In Paperpulp, Paper/ Paperboard,Elect	198 791	251 855	1 010 718	3 574 553
8441402000	Machines For Moulding Articles In Paperpulp, Paper/ Paperboard, Not	0	7 137	0	17 599
8441801000	Oth Machinery For Making Up Paper Pulp,Paper/ Paperboard,Electric	539 091	1 640 387	15 510 873	37 195 541
8441802000	Oth Machinery For Making Up Paper Pulp,Paper/ Paperboard,Not Elec	42 350	187 756	350 638	3 027 425
8441901000	Part Of Machin For Mak Up Paper Pulp,Paper/ Paperboa,Cutting Mac	52 352	565 138	1 033 919	13 258 665
8441902000	Parts Of Machin For Mak Up Paper Pulp,Paper/ Paperboa,Cutting Mac	7 836	74 464	61 782	538 764
8442301000	Electric Machine,App&Equip For Preparing/ Making Plates,Cylinders&I	44 370	262 686	811 362	4 238 246
8442302000	Non Electric Machine,App&Equ For Prepare/ Making Plates,Cylinders&I	5 939	86 301	101 765	597 310
8442401000	Parts,Of Electric Machine,App&Equip Forprepare/ Making Plates,Cylir	105 051	254 004	647 907	2 531 804
8442402000	Parts, Non Electric Machine,App&Equ Forprepare/ Making Plates,Cylir	1 791	18 280	58 425	454 135
8442500000	Plate,Cyls&Oth.Print Comp.Plates,Cyl & Lithograph Stones,Prepared F	115 595	564 769	1 046 430	6 713 510
8443110000	Offset Printing Machinery, Reel-Fed	120 332	497 020	2 225 170	9 347 358
8443120000	Offset Printing Machinery, Sheet - Fed,Office Type (Use Sheet<22X36C	44 003	130 168	39 810	240 468
8443130000	Oth Er Offset Printing Machinery	264 070	2 148 852	1 299 614	25 560 473
8443140000	Letterpress Printing Machine, Reel-Fed,Excluding Flexographic Printin	13 157	139 771	96 875	2 105 678
8443150000	Letterpress Printing Machine, Other Than Reel Fed, Excluding Flexogr:	2 575	34 754	2 000	123 665
8443160000	Flexographic Printing Machinery	89 336	483 208	1 574 313	5 497 679
8443170000	Gravure Printing Machinery	118 624	411 080	1 608 865	14 175 418
8443190000	Other Printing Machine Use For Print Bymeans Of Plates, Cylinder&Ot	41 075	384 850	1 069 952	5 785 786

I.3. IM POR M ENURUT KOM ODITI / IM PORT BY HS COMM ODITY

\*\*\* JUNI/ JUNE 2014 \*\*\*

H S	Uraian Komoditi Commodity Description	Berat Bersih / Net Weight (Kg)		Nilai / Value C.I.F (US\$)	
		Bulan ini Current Month	Kumulatif Cum.Jan. to date	Bulan ini Current Month	Kumulatif Cum.Jan. to date
8443311010	Printer-Copier,Ink-Jet,Color,Capable Ofconnecting To A Data Machine	151 608	2 661 617	1 701 472	31 684 466
8443311090	Printer-Copier,Ink-Jet Proses,No Color,Capable Of Connect To Data M	4 747	115 636	118 536	852 235
8443312010	Printer-Copier,Laser Proses,Color, Capable Connect To Data Mach/Ne	4 263	105 503	250 571	3 881 452
8443312090	Printer-Copier,Laser Proses,No Color, Capable Connect To Data Mach.	5 771	183 000	150 252	4 210 116
8443313010	Combination Printer-Copier-Facs Machine, Color,Connect To Data Ma	34 621	850 842	588 945	11 397 756
8443313090	Combination Printer-Copier-Facs Machine, No Color,Connect To Data	44 796	370 212	1 060 834	7 825 576
8443319010	Oth Mach Which Perform >= 2 Function Ofprinting,Copying/ Facsimile	9 032	165 849	299 235	2 120 844
8443319090	Oth Mach Which Perform >= 2 Function Ofprinting,Copying/ Facsimile	28 517	172 110	869 417	4 359 912
8443321010	Dot Matrix Printer,Color,Capable Connect To Data Machine/ Network	68	1 090	7 773	39 598
8443321090	Dot Matrix Printer,No Color,Capable Ofconnect To Data Machine/Net	107 988	431 715	2 672 142	11 455 867
8443322010	Ink-Jet Printer,Color,Capable Of Connect To A Data Machine/ Network	39 690	2 255 299	3 200 031	40 721 210
8443322090	Ink-Jet Printer,No Color,Capable Connect To A Data Machine/Networl	7 930	69 168	390 076	3 894 549
8443323010	Laser Printer,Color,Capable Of Connectto A Data Machine/Network	2 023	155 630	60 724	2 726 647
8443323090	Ink-Jet Printer,No Color,Capable Connect To A Data Machine/Networl	77 378	438 074	1 082 895	6 043 213
8443324000	Facsimile Machine Capable Of Connect Toa Data Machine/Network	13 063	90 973	208 581	1 476 841
8443325010	Screen Printing Machinery,Color, For The Manufacture Pcb/ Pwb,	42 508	68 293	331 892	766 659
8443325090	Screen Printing Machinery,No Color, Forthe Manufacture Pcb/ Pwb,	877	40 385	23 425	310 312
8443326000	Plotters	255	47 215	14 650	191 964
8443329010	Other Printing Machine,Color,Capableconnect To Data Machine/Netw	463	29 768	72 699	1 376 879
8443329090	Other Printing Machine,No Color,Capable Connect To Data Machine/I	15 356	129 287	543 718	6 154 724
8443391100	Electrostatl Photocopy,Color,By Reproduc Original Image Direct Onto	0	0	0	0
8443391900	Electros Photocopy,No Color, By Reproduc Original Image Direct Onto	323 991	1 055 195	651 771	1 705 928
8443392010	Electrostat Photocopy ,Color,By Reproduc Original Image In-Direct On	0	2 287	0	63 391
8443392090	Electros Photocopy ,No Color,By Reproduc Original Image In-Direct Or	91 288	892 263	166 062	1 781 390
8443393090	Oth Photocopy Apparatus Incorporating An Optical System,No Color	0	1 152	0	5 200
8443394010	Ink-Jet Printer, Color, Not Capable Ofconnect To Network	30	1 122	3 025	13 903
8443394090	Ink-Jet Printer,Not Color,Not Capable Of Connect To Network	0	500	0	2 672
8443399010	Laser Printer , Color, Not Capable Ofconnect To Network	50	58	4 862	8 016
8443399090	Laser Printer ,Not Color,Not Capable Of Connect To Network	1 782	14 974	49 841	333 855
8443910000	Part & Accessori Of Print Machinery Used For Print By Component Of	1 099 715	5 205 906	55 197 521	268 718 977
8443991000	Part & Accessori Of Screen Print Machi-Nery For Manufact Of Print Ci	1 330	12 985	98 148	752 224
8443992000	Ink-Filled Printer Cartridges	309 914	1 059 484	10 467 524	54 014 031
8443993000	Paper Feeders And Sorters	3 584	27 962	292 644	1 829 938
8443999000	Oth Part & Accessori Of Screen Printingmachinery	361 624	1 653 370	12 834 557	54 473 682
8444001000	Mach For Extrude,Texture/ Cut Man-Madetextile Material,Electric Ope	101 448	1 007 439	1 095 827	15 704 404
8444002000	Mach For Extrude,Texture/ Cut Man-Madetextile Material,Not Electric	112 158	114 702	251 687	393 737
8445111000	Carding Machines,Electrically Operated , For Preparing Textil Fibres	602 047	1 580 050	5 442 709	16 036 904
8445112000	Carding Machines, Not Electricallyoperated, For Preparing Textil Fibre	0	190	0	844
8445121000	Combing Machines, Electrically Operated, For Preparing Textil Fibres	3 111	125 872	101 966	2 710 199
8445131000	Drawing/Roving Machines, Electricallyoperated, For Preparing Textil F	574 857	1 202 807	2 749 297	10 034 411
8445132000	Drawing/Roving Machines, Not Electricall Operated, For Preparing Te:	0	2 186	0	17 857
8445191000	Other Machines For Preparing Textilefibres; Electrically Operated	115 312	992 087	603 265	8 894 961
8445192000	Other Machines For Preparing Textilefibres; Not Electrically Operated	1	5 701	14	23 779
8445201000	Textile Spinning Machines; Electricallyoperated	933 078	3 783 804	4 907 281	34 043 168
8445202000	Textile Spinning Machines,Not Electrical Operated	0	924	0	19 673
8445301000	Textile Doubling/Twisting Machines;Electrically Operated	410 487	1 161 642	3 574 680	7 865 516
8445401000	Textile Winding(Including Weft-Winding)Or Reeling Machin,Electricall	188 832	1 525 505	2 899 090	31 665 030
8445402000	Textile Winding (Including Weft-Winding)Or Reeling Machine,Not Elec	35	1 720	355	64 775
8445901000	Mach For Prepring Textile Yarns To Usedweaving/ Knitting/ Stich Bond.	211 196	641 250	1 983 928	7 085 792
8445902000	Mach For Prepring Textile Yarns To Usedweaving/ Knitt/ Stich Bond,No	6 003	6 213	4 751	23 686
8446101000	Machines For Weaving Fabricsof A Width ? 30 Cm, Electric Operated	43 991	136 379	213 199	951 625
8446102000	Machines For Weaving Fabricsof A Width ? 30 Cm,Not Electric Operat	40	40	180	180
8446210000	Power Looms	14 728	443 153	96 835	683 350
8446290000	Machines For Weaving Fabricsof A Width >30 Cm,Shuttle Type	42 499	871 856	360 415	7 155 870
8446300000	Machines For Weaving Fabricsof A Width >30 Cm, Shuttleless Type	532 931	2 621 607	4 380 329	23 577 982
8447111000	Circular Knitting Mach,Oylinderdiamtr ? 165 Mm, Electrically Operate	129 518	616 785	1 418 074	6 742 363
8447112000	Circular Knitting Mach,Oylinderdiamtr ? 165 Mm,Not Electric Operate	0	19 163	0	61 575
8447121000	Circular Knitting Mach,Oylinderdiamtr >165 Mm, Electrically Operatec	111 137	544 466	674 624	6 816 639
8447122000	Circular Knitting Mach,Oylinder Diamtr>165 Mm,Not Electrically Oper	1 409	1 410	13 744	13 754
8447201000	Flat Knitting & Stich Bonding Machine,Electrically Operated	289 721	1 112 758	5 417 107	12 118 491
8447202000	Flat Knitting & Stich Bonding Machine,Not Electrically Operated	15 300	85 155	28 986	754 634
8447901000	Machines For Making Gimped Yarn,Tulle,Lace&Mach For Tufting,Elec	152 761	1 277 138	978 294	9 874 583
8447902000	Machines For Making Gimped Yarn,Tulle,Lace&Mach For Tufting,Not	58 213	117 891	100 147	324 037
8448111000	Dobbies & Jacquards, Card Reducing,Copying,Puching/ Ass Mach, Elec	39 654	217 604	125 855	2 128 227
8448112000	Dobbies & Jacquards, Card Reducing,Copying,Puching/ Ass Mach,Not I	1 053	3 155	19 684	60 284
8448191000	Auxiliary Mach For Use Extruding/Preparetextile/ Weave/ Knitt, Elect C	54 893	388 150	369 916	6 300 308
8448192000	Auxiliary Mach For Use Extruding/Preparetextile/ Weave/ Knitt, Not El	2 027	15 056	48 969	221 119
8448200000	Parts&Accessories Of Machines For Extrud/Their Auxiliary Machinery	31 776	287 915	649 317	6 738 406

I.3. IMPOR MENURUT KOMODITI / IMPORT BY HS COMMODITY

\*\*\* JUNI/ JUNE 2014 \*\*\*

H S	Uraian Komoditi Commodity Description	Berat Bersih / Net Weight (Kg)		Nilai / Value C.I.F (US\$)	
		Bulan ini Current Month	Kumulatif Cum.Jan. to date	Bulan ini Current Month	Kumulatif Cum.Jan. to date
8448310000	Card Clothing	30 796	176 547	650 690	3 090 076
8448320000	Parts & Access Of Mach For Preparingtextile Fibres,Other Than Card C	32 752	230 568	315 918	1 780 671
8448330000	Spindles, Spindle Flyers,Spinning Rings,And Ring Travellers	25 218	124 734	830 486	3 995 490
8448390000	Oth Parts & Access Of Mach Of Preparingtextile Fibres/Their Auxiliary	162 983	1 439 066	2 658 310	17 714 872
8448420000	Reeds For Looms, Healds & Heald-Frames	29 326	130 271	568 789	2 390 696
8448491000	Shuttles,Elect Operated Mach,Use Withmachines For Extruding & Knit	176 275	184 652	637 757	960 245
8448499100	Oth Parts&Acces, Elect Operated,Use Withmachines For Extruding & I	52 296	374 708	689 272	3 940 782
8448499200	Parts&Accs Of Non-Elect Operated, Usemachines For Extruding & Knit	2 935	36 484	152 699	1 225 178
8448510000	Snkers, Needles&Other Articles Used Informing Stitches	13 062	65 306	479 938	3 869 520
8448590000	Othe Parts&Accessories Of Mach Forknitting/Their Auxiliary Machine	43 473	254 294	712 201	3 913 169
8449001000	Mach For The Manufacture/Finishingof Felt/Nonwovens,Electrically C	329 490	1 177 211	10 002 117	32 162 034
8449002000	Mach For The Manufacture/Finishingof Belt/Nonwovens, Not Elect O	12 948	13 000	327 683	339 966
8450111000	Household/ Laundry-Type Washing Machines;Fully-Automatic Mach;C	26 285	424 180	96 132	1 621 360
8450119000	Household/ Laundry-Type Wash Machines;Fully- Automatic Machine;C	1 570 920	10 440 449	6 295 048	40 743 532
8450120010	Household/ Laundry-Type Wash Machines;Built-In Centrifugal Drier,C	120 692	772 100	492 904	2 923 850
8450120020	Household/ Laundry-Type Wash Machines;Built- In Centrifugal Drier,C	745 274	5 089 907	2 904 604	17 626 973
8450191020	Other Household/ Laundry-Type Wash Machindry Linen Capacity > 6 k	0	19 484	0	72 636
8450199010	Other Household/ Laundry-Type Wash Machindry Linen Capacity < 6 k	2 164	2 164	4 937	4 937
8450199020	Other Household/ Laundry-Type Wash Machindry Linen Capacity > 6 k	0	1 208	0	6 542
8450200000	Household/ Laundry-Type Washing Machines;A Dry Linen Capacity >1	566 195	2 480 457	2 501 006	10 761 370
8450901000	Parts Of Mach Of Dry Linencapacity > 10 Kg	33 302	130 927	150 467	582 474
8450902000	Parts Of Mach Of Dry Linen, Full Auto,With Buil-In Centrifugal Drier,C	628 758	3 014 375	2 227 127	10 642 081
8451100000	Dry-Cleaning Machines	55 436	189 359	146 399	931 032
8451210000	Drying Machines,Each Of A Dry Linencapacity Not Exceeding 10 Kg	38 004	229 702	143 136	983 866
8451290000	Drying Machines,Each Of A Dry Linencapacity Exceeding 10 Kg	202 811	794 348	1 320 531	5 226 910
8451301000	Ironing Machines And Presses(Including Fusing Presses)	1 082	73 843	15 161	535 824
8451309000	Ironing Machines And Presses(Including Fusing Presses)	49 429	316 190	377 681	2 788 949
8451400000	Washing, Bleaching/ Dyeing Machines	155 795	1 128 053	1 600 394	13 125 081
8451500000	Mach. For Reeling,Unreeling,Folding,Cutting/ Pinking Textile Fabrics	56 629	453 792	1 377 179	6 709 626
8451800010	Other Machinery Exclude Washing Machfor Laundry ; For Domestic U	0	2 703	0	17 412
8451800090	Other Machinery Exclude Washing Machfor Laundry ; For Domestic U	226 642	2 043 595	3 150 437	25 611 681
8451901100	Parts Of Drying Machines Witha Dry Linen Capacity < 10 Kg	8 776	34 684	16 192	69 922
8451901900	Parts Of Drying Machines Witha Dry Linen Capacity <= 10 Kg	2 120	18 731	44 562	248 058
8451909000	Parts Of Drying Machines Witha Dry Linen Capacity > 10 Kg	85 378	355 683	400 501	3 191 292
8452100000	Sewing Machines Of The Household Type	173 668	1 018 911	426 694	3 906 030
8452210000	Sewing Machines;Automatic Units	212 476	1 545 966	3 408 585	17 713 921
8452290000	Sewing Machines;Not Automatic Units	768 757	3 599 805	5 205 611	33 748 679
8452300000	Sewing Machine Needles	9 255	76 216	61 188	558 854
8452901100	Arm, Bed, Stand, Flywheel, Belt Guard; Pedals Of Sewing Mach Of House	56 617	92 643	57 036	130 090
8452901200	Furniture, Bases And Covers For Sewingmachines And Parts There Of	4 033	116 937	37 942	348 549
8452901900	Oth Part Of Sewing Mach Of Machineryof Sewing Machines Of House	57 916	370 143	217 308	1 567 881
8452909110	Arms Beds, Foot & Pedals Of Mach Excludeof Sewing Machines Of Hou	1 727	1 806	3 045	6 105
8452909190	Other Parts Of Sewing Mach Of Machineryof Sewing Machines Of Hou	5 385	58 598	58 560	543 602
8452909200	Furniture, Bases And Covers For Sewingmachines And Parts Thereof	13 330	63 519	13 629	813 963
8452909900	Other Parts Of Sewing Mach Of Machineryexclude Sewing Mach Of Hou	150 357	811 739	308 475	1 679 545
8453101000	Machinery For Prepare, Tanning/ Work Hides, Skins/ Leather, Elect Ope	75 930	176 312	314 569	1 299 684
8453102000	Machinery For Prepare, Tanning/ Work Hides, Skins/ Leather, Not Elect	1 811	5 934	13 552	45 872
8453201000	Machinery For Making/ Repairing Footwear, Electrically Operated	203 854	1 319 388	1 647 852	12 024 194
8453202000	Machinery For Making/ Repairing Footwear, Not Electrically Operated	0	126 115	0	1 156 907
8453801000	Other Mach For Make/ Repaire Footwear, Notsewing Machine, Electric	452 618	2 273 548	3 414 401	16 870 303
8453802000	Other Mach For Make/ Repaire Footwear, Notsewing Machine, Not Ele	0	4 763	0	9 357
8453900000	Parts Of Machinery For Preparing, Tanningworking Hides, Skins, Leath	35 483	355 330	858 405	5 106 354
8454100000	Converters	7 698	400 179	80 639	1 569 868
8454200000	Ingot Moulds And Ladles	137 409	970 094	1 966 915	10 573 307
8454300000	Casting Machines	379 171	3 116 506	6 595 386	45 018 372
8454900000	Parts Of Converter, Ladles, Ingot Moulds, Casting Mach For Metellurg	454 244	1 723 937	4 145 170	15 007 920
8455100000	Tube Mills	0	38 485	0	193 448
8455210000	Rolling Mills, Hot/ Combination Hot & Cold	46 890	4 205 208	65 568	4 578 628
8455220000	Rolling Mills, Cold	36 274	357 649	297 298	1 599 707
8455300000	Rolls For Rolling Mills	436 930	2 726 975	1 600 710	11 844 003
8455900000	Other Parts Of Metal-Rolling Millsand Rolls Therefor.	272 553	3 877 766	1 030 239	16 387 177
8456100000	Mach Tool For Work Any Material Byremoval Material, Operat By Las	75 812	230 776	2 298 408	5 391 471
8456200000	Machines Tool For Work Any Material Byremoval Material, Operat By	12 095	31 912	88 211	1 177 105
8456300000	Machines Tool For Work Any Material Byremoval Material, Electro-Dis	52 888	282 936	894 123	5 159 069
8456901000	Mach Tool For Mnfact Of Printed Circuit, Numerical Control, By Plasma	7 757	40 329	159 679	585 915
8456902000	Wet Proces Equip For The Application Byimmersion Of Electrochemic	8 027	44 201	62 492	366 263
8456909000	Oth Mach Tool For Work Any Materialby Other Operating Processes	34 745	277 044	692 688	4 285 650
8457100000	Machining Centres	793 905	3 187 808	12 106 410	63 709 349

I.3. IMPOR MENURUT KOMODITI / IMPORT BY HS COMMODITY

\*\*\* JUNI/ JUNE 2014 \*\*\*

HS	Uraian Komoditi Commodity Description	Berat Bersih / Net Weight (Kg)		Nilai / Value C.I.F (US\$)	
		Bulan ini Current Month	Kumulatif Cum.Jan. to date	Bulan ini Current Month	Kumulatif Cum.Jan. to date
8457200000	Unit Construction Machines(Single-Station)	4 444	57 334	101 487	2 347 081
8457300000	Multi-Station Transfer Machines	62	47 022	262	680 181
8458110000	Horizontal Lathes, For Removing Metalnumerically Controlled	472 541	1 885 310	10 025 657	42 300 892
8458191000	Horizontal Lathes, For Remove Metal,Bed-Spidle Ctr Not Excd? 300M	85 519	264 595	314 347	1 282 697
8458199000	Horizontal Lathes, For Remove Metal, Bed-Spidle Cntrl Not Excd>300M	280 887	1 261 091	1 815 034	7 739 902
8458910000	Other Lathes,For Removing Metalnumerically Controlled	61 200	253 506	2 278 402	6 509 875
8458991000	Oth Lathes,For Remove Metal,Not Numericcntrl,Spidle Ctr-Bed Not E	166	16 859	958	628 503
8458999000	Oth Lathes,For Remove Metal,Not Numericcntrl, Spidle Cetnre-Bed No	231 065	1 364 856	1 539 393	19 726 573
8459101000	Way-Type Unit Head Machines,Electrically Operated	34 736	280 677	664 618	5 114 731
8459102000	Way-Type Unit Head Machines,Not Electrically Operated	771	3 110	18 202	62 307
8459210000	Drilling Machines,Numerically Controlled	30 023	196 599	583 622	5 176 275
8459291000	Drilling Machines,Electrically Operated	76 164	682 613	577 246	5 580 653
8459292000	Drilling Machines, Not Electricallyoperated	631	23 289	67 316	265 784
8459310000	Boring-Milling Machines, Not Horizontallathes,Numerically Controllec	6 867	88 284	117 993	2 894 159
8459391000	Boring-Milling Machines,Electricallyoperated, Not Horizontal Lathes	34 073	85 851	80 421	448 085
8459392000	Boring-Milling Machines, Not Electricaloperated Not Horizontal Lathe	17	33 631	5 583	267 542
8459401000	Boring Machines, Electrically Operated	31 010	168 796	232 393	2 072 504
8459402000	Boring Machines, Not Electrical Operated	19 277	122 368	203 661	1 051 003
8459510000	Milling Machines, Knee-Type, Numericallycontrolled	1 874	12 990	506	35 436
8459591000	Milling Machines, Knee-Type,Electrically Operated	17 390	125 522	36 481	694 310
8459592000	Milling Machines, Knee-Type,Not Electrically Operated	17 438	38 816	88 516	158 007
8459610000	Other Milling Machines, Numericallycontrolled	362 960	477 921	5 311 200	6 990 858
8459691000	Other Milling Machines, Electricallyoperated	94 997	374 504	208 364	2 363 357
8459692000	Other Milling Machines, Not Electricallyoperated	3 006	3 345	11 021	12 744
8459701000	Other Threading/Tapping Machines,Electrically Operated	28 996	229 368	208 643	3 297 358
8459702000	Other Threading/Tapping Machines,Not Electrically Operated	4 975	28 482	417 444	458 207
8460110000	Flat-Surface Grinding Mach,An Accurof At Least 0.01 Mm,Numeric Co	34 398	121 471	853 379	3 620 815
8460191000	Other Flat-Surface Grinding Mach,Anaccur At Least 0.01 Mm, Elect Op	60 179	287 497	530 601	4 816 474
8460192000	Oth Flat-Surface Grinding Mach,An Accurat Least 0.01 Mm, Not Elect	406	14 001	4 837	240 657
8460210000	Other Grinding Mach,An Accuracy Of Atleast 0.01 Mm,Numerically Cc	54 013	391 002	1 129 027	12 021 542
8460291000	Other Grinding Mach,An Accuracy Of Atleast 0.01 Mm, Electrically Op	127 905	437 261	443 077	6 506 670
8460292000	Other Grinding Mach,An Accur At Least0.01 Mm, Not Electric Operate	101	62 454	3 995	1 673 335
8460311000	Machine Tools, Numeric Controlled, Forsharpen Carbide Diamet < 3.1	503	58 769	12 143	695 525
8460319000	Oth Sharpening (Tool/Cutter Grinding)Machines,Numerically Control	6 097	116 045	33 926	609 501
8460391000	Oth Sharpening (Tool/Cutter Grinding)Machines, Electrically Operatec	24 802	83 444	387 138	1 143 233
8460392000	Oth Sharpening (Tool/Cutter Grinding)Machines, Not Electrically Ope	877	6 476	20 629	109 983
8460401000	Honing/Lapping Machines,Electrically Operated	11 056	108 915	595 714	4 595 831
8460402000	Honing/Lapping Machines,Not Electrically Operated	0	2 914	0	101 986
8460901000	Other Machine-Tools For Deburring,Abrasives/ Polishing Products, Ele	107 304	371 461	620 320	4 543 713
8460902000	Other Mach-Tools For Deburring,Abrasives/ Polishing Products, Not El	6 424	25 843	36 378	214 761
8461201000	Shaping/Slotting Machines,Electricallyoperated	5 893	228 254	12 641	3 018 289
8461202000	Shaping/Slotting Mach,Not Electricallyoperated	5 465	24 491	43 472	152 482
8461301000	Broaching Mach,Electrically Operated	2 312	42 353	3 136	1 725 191
8461302000	Broaching Mach,Not Electric Operated	0	24	0	3 784
8461401000	Gear Cutting,Gear Grinding/Gearfinishing Mach Electric Operated	62 430	319 875	743 489	9 511 575
8461402000	Gear Cutting,Gear Grinding/Gearfinishing Mach Not Electric Operatec	2	3 870	8 064	22 964
8461501000	Sawing/Cutting-Off Machines,Electrically Operated	162 934	855 157	1 666 648	8 350 803
8461502000	Sawing/Cutting-Off Machines,Not Electrically Operated	30 141	124 009	527 750	885 850
8461901100	Planing Machines,Electric Operated	0	10 113	0	137 716
8461901900	Other Planing Machines,Electric Operated	119 499	382 362	1 981 312	5 348 206
8461909100	Other Planing Machines,Not Electricoperated	0	10	0	3 122
8461909900	Other Mach-Tool Work By Removing Metalor Cerments, Not Electrica	3 852	163 353	117 936	928 805
8462101000	Forging/Die-Stamping Machines (Incl Pres& Hammers, Electric Operat	3 155 242	18 250 308	36 995 676	163 165 403
8462102000	Forging/Die-Stamping Machines (Incl Pres&Hammers,Not Electric Ope	1 620	247 083	104 590	3 286 563
8462210000	Bend,Fold,Straighten/Flattening Machine(Includ Pres),Numeric Contr	94 481	941 612	1 354 013	14 942 760
8462291000	Bend,Fold,Straighten/Flattening Machine(Incl Pres),Unnumeric Cntrl,I	213 934	1 774 431	1 382 805	13 644 348
8462292000	Bend,Fold,Straighten/Flattnng Mach(Incl Pres),Unnumeric Cntrl,Nt Elc	55 135	335 119	74 007	1 437 435
8462310000	Shearing Machine (Incl Press),Oth Thancombine Punching Mach,Num	308 384	1 730 376	3 808 887	11 855 365
8462391000	Shearing Mach (Incl Press),Oth Than Binepunching Mach,Numeric Cnt	181 651	2 131 404	1 915 689	16 776 417
8462392000	Shearing Mach (Incl Press),Oth Than Binepunch Mach,Not Electric Op	20 117	129 647	49 181	430 071
8462410000	Punching/Notching Mach,Incl Comb Punch & Shearing Mach,Numeric	17 050	469 417	199 778	4 498 572
8462491000	Punching/Notching Mach,Incl Comb Punch & Shearing Mach,Not Num	262 270	725 828	1 464 403	3 755 704
8462492000	Punching/Notching Mach,Incl Comb Punch & Shear Mach,Not Numric	1 593	19 546	27 440	164 365
8462910000	Hydraulic Presses	258 447	1 458 719	906 681	9 312 360
8462991000	Mach For Manufac Of Boxes,Cans & Smilarcontain Of Tin Plate, Electr	90 012	530 390	231 370	2 765 619
8462992000	Mach For Manufac Of Boxes,Cans Containtin Plate,Not Electrically Op	49 009	120 157	156 925	457 858
8462995000	Oth Machine For Working Metal By Forging,Hamming,Electrically Ope	165 425	2 675 368	3 273 202	16 073 420
8462996000	Oth Machine For Working Metal By Forging,Hamming,Not Electrically	853	214 103	35 283	1 107 815

**I.3. IMPOR MENURUT KOMODITI / IMPORT BY HS COMMODITY**  
**\*\*\* JUNI/ JUNE 2014 \*\*\***

H S	Uraian Komoditi Commodity Description	Berat Bersih / Net Weight (Kg)		Nilai / Value C.I.F (US\$)	
		Bulan ini Current Month	Kumulatif Cum.Jan. to date	Bulan ini Current Month	Kumulatif Cum.Jan. to date
8463101000	Draw-Benches For Bars,Tube,Profile,Wire,Or The Like, Electrically Oper	46 830	335 696	100 790	2 676 310
8463102000	Draw-Benches For Bars,Tube,Profile,Wire,Or The Like, Not Electrically	324	56 797	4 486	197 235
8463201000	Thread Rolling Machines, Electricallyoperated	48 107	2 045 455	953 637	8 454 634
8463202000	Thread Rolling Machines,Not Electricallyoperated	298	23 231	218	28 214
8463301000	Machines For Working Wire,Electricallyoperated	90 723	977 599	490 307	9 775 648
8463302000	Machines For Working Wire,Not Electrically Operated	8 760	25 393	15 847	126 680
8463901000	Oth Mach Tool For Work Metal/ Cerments,Without Remove Material,I	300 118	776 827	8 058 583	15 481 957
8463902000	Oth Mach Tool For Work Metal/ Cerments,Without Remove Material,I	19 315	63 537	407 422	778 746
8464101000	Sawing Machines, Electrically Operated	62 780	338 646	162 547	1 414 582
8464102000	Sawing Machines,Not Electrical Operated	0	224	0	11 285
8464201000	Grinding/ Polishing Machines,Electrically Operated	69 456	293 093	320 340	1 492 427
8464202000	Grinding/ Polishing Machines,Not Electrically Operated	0	4 571	0	15 730
8464901000	Oth Mach Tool For Work Stone,Ceramics/Like Mineral Material,Elect	139 054	1 165 393	1 205 616	8 986 011
8464902000	Oth Mach Tool For Work Stone,Ceramics/Like Mineral Material,Not El	339 987	459 704	365 322	816 941
8465100000	Mach, Can Carryout Diffrent Type Oprationwithout Tool Charge For Su	54 440	531 620	378 391	4 368 585
8465911000	Sawing Machines For Scoring Pcb/ Pwb'SElectrically Operated	775	26 700	8 750	632 993
8465912000	Other Sawing Mach For Scoring Pcb/ Pwb'S, Electrically Operated	275 401	1 218 133	1 094 233	5 346 953
8465919000	Other Sawing Mach For Scoring Pcb/ Pwb'S, Not Electrically Operated	118 963	448 202	685 487	2 273 741
8465921000	Mach Tools For Routing Pcb/Pwb'Ssubstrates,Shank Dmtr ? 3.175 Mm	17 995	32 197	107 223	236 613
8465922000	Oth Planing,Milling/ Moulding(By Cutting) Mach,Electrically Operated	155 931	1 874 420	652 955	4 184 918
8465929000	Oth Planing,Milling/ Moulding(By Cutting)Machines,Not Electric Oper	48 055	250 825	972 053	2 243 309
8465931000	Grinding, Sanding/ Polishing Machines,Electrically Operated	99 512	661 421	510 146	4 640 783
8465932000	Grinding, Sanding/ Polishing Machines,Not Electrically Operated	71	36 093	117	94 080
8465941000	Bending/ Assembling Machines,Electrically Operated	41 173	163 489	1 384 873	3 968 591
8465942000	Bending/ Assembling Machines,Not Electrically Operated	178	6 222	715	42 355
8465951000	Drilling Mach For Manufac Pcb/Pwb'S,With A Spindle Speed > 50.000	0	2 379	0	51 967
8465953000	Other Drilling/ Morticing Machines,Electrically Operated	98 606	365 161	361 516	1 689 474
8465959000	Other Drilling/ Morticing Machines,Not Electrically Operated	36 344	85 328	78 919	506 204
8465961000	Splitting, Sicing/ Paring Machines,Electrically Operated	104 672	906 265	376 906	4 185 494
8465962000	Splitting, Sicing/ Paring Machines,Not Electrically Operated	25 999	98 930	80 369	265 659
8465993000	Other Machine Tools, Lathes,Electrically Operated	21 391	98 211	635 706	1 089 163
8465994000	Other Machine Tools, Lathes,Not Electrically Operated	11 634	33 212	18 836	172 729
8465995000	Mach For Deburring Surfaces Ofpcb/ Pwb'S, For Scoring Laminati Pres	33 728	153 587	378 924	1 807 977
8465996000	Other Mach-Tools For Nailing,Stapling,Glueing/ Otherwise Assemb,Ele	90 574	1 073 654	296 156	9 298 582
8465999000	Other Mach-Tools For Nailing,Stapling,Glueing/ Otherwise Assemb,No	21 851	468 631	161 046	3 155 974
8466101000	Tool Hold.Self-Open Dieheadsfor 8456.90,8460.31,8465.91,8465.92,8	1 204	62 029	68 894	1 332 860
8466109000	Oth Tool Holders & Self-Opening Dieheads	73 525	279 984	1 437 424	8 169 356
8466201000	Work Holders For Sub 8456.99, 8460.31,8465.91, 8465.92, 8465.95, 8	29 518	130 302	298 634	1 679 561
8466209000	Oth Work Holders For Other Machine Tools	48 258	847 483	1 410 854	7 656 603
8466301000	Dividing H,Special Attachm 8456.99,8460.31,8465.91,8465.92,8465.9	663	12 860	8 967	502 020
8466309000	Dividing H,Not For Attachm Sub 8456.99,8460.31,8465.91,8465.92,8	6 923	70 406	451 434	2 504 878
8466910000	Parts& Acces Suitable For Machineof Heading 84.64-84.65	95 690	466 443	528 101	2 518 558
8466921000	Parts& Acces Suitabl For Mach 8465. 91.10,8465.92.10,8465.95.10, 84	14 671	91 488	80 890	319 998
8466929000	Parts & Acces Suitable For Machof Otherheading 84.65	44 672	392 385	904 263	5 739 629
8466932000	Parts& Acces Suitabl For Mach 8456. 99.20,8456.99.30,8456.99.40&8	167	17 873	45 701	515 011
8466939000	Parts& Acces Suitable For Mach Of Otherheadings 84.56 To 84.61	216 154	1 124 705	3 430 970	20 349 050
8466940000	Oth Parts & Acces Suitable For Machinesother Headings 84.56 To 84.6	140 628	1 194 910	4 731 421	31 411 724
8467110000	Tool For Work In The Hand,Pneumatic,Rotary Type (Incl Rotary Percus	28 006	100 164	575 093	3 547 482
8467190000	Tool For Working In The Hand,Pneumatic,In Other Type	64 570	342 023	505 904	2 965 078
8467210000	Drills Of All Kinds With Self Containedelectric Motor	225 394	1 466 716	543 492	6 617 719
8467220000	Saws With Self Contained Electric Motor	192 846	614 906	889 145	3 158 606
8467290000	Oth Tool For Working In The Hand,With Self-Contained Electric Motor	973 920	5 209 315	2 606 861	15 722 720
8467810000	Chain Saws	233 198	1 143 465	746 327	3 515 525
8467890000	Oth Tool For Working In The Hand,With Self-Contained Non-Electric M	122 723	428 176	651 899	2 623 157
8467911000	Part Of Chain Saw,Of Elect-Mechanic Forwork In Hand,Self-Cont. Elect	4 069	14 880	4 580	25 917
8467919000	Part Of Chain Saw,Of Elect-Mechanic Forwork In Hand,Self-Cont. Non-	203 561	1 047 847	198 597	1 824 797
8467920000	Parts Of Pneumatic Tools	7 295	46 862	187 255	817 487
8467991000	Part Of Hydraulic Tool,Of Goodswith Self-Contained Electric Motor	83 705	306 638	186 614	715 255
8467999000	Part Of Hydraulic Tool,Of Goodspot With Self-Contained Electric Motc	217 687	687 645	419 044	1 947 904
8468100000	Hand-Held Blow Pipes	3 142	7 883	6 763	44 227
8468201000	Hand-Operated Gas Welding, Brazing/ Cutting Appliances For Metal	49 509	528 609	212 945	2 216 806
8468209000	Other Gas-Operated Machinery & Apparatus	53 337	293 717	417 590	2 967 660
8468800000	Other Machinery And Apparatus	95 238	385 595	497 549	2 988 640
8468901000	Parts Of Goods Of Hand-Held Blow Pipes	27 919	420 210	105 582	927 811
8468902000	Parts Of Goods Of Hand-Operat Gas Weldbrazing/ Cutting Appliances I	5 469	51 430	23 780	552 535
8468909000	Oth Parts Of Not Hand Blow Pipe/ Oprtdgas Welding, Braze/ Cut Appl F	54 950	932 465	539 649	6 607 890
8469001000	Word Processing Machines	0	12	0	25
8469009010	Automatic Typewriters	1 917	8 921	32 947	140 703

I.3. IM POR M ENURUT KOM ODITI / IM PORT BY HS COMM ODITY

\*\*\* JUNI/ JUNE 2014 \*\*\*

H S	Uraian Komoditi Commodity Description	Berat Bersih / Net Weight (Kg)		Nilai / Value C.I.F (US\$)	
		Bulan ini Current Month	Kumulatif Cum.Jan. to date	Bulan ini Current Month	Kumulatif Cum.Jan. to date
8469009090	Non Automatic Typewrites	50 250	59 070	41 577	138 019
8470100000	Electronic Calculators Capable Of Operwithout An Extnl Source Electri	74 464	346 906	308 697	1 437 551
8470210000	Electronic Calculating Machinesincorporating A Printing Device	1 770	8 669	66 065	200 531
8470290000	Other Electronic Calculating Machines	9 573	89 717	20 592	894 211
8470300000	Other Calculating Machines	214 032	710 009	753 802	2 974 889
8470500000	Cash Registers	44 564	289 403	1 510 412	10 064 593
8470901000	Postage-Frinking Machines	70	12 360	4 299	25 727
8470902000	Accounting Machines	0	983	0	3 488
8470909000	Mach For Pocket-Size Data Record, Reprod,Display Mach With Calcula	675	8 148	600	21 619
8471301000	Palmtop & Personal Digital Assistants(Pdas)	7 542	15 530	825 270	2 858 568
8471302000	Laptops Incl Notebooks And Subnotebooks	714 558	5 234 261	52 386 084	405 741 828
8471309000	Oth Portable Digital Automatic Dataproc mach,Weigh Not More Than	320 128	1 622 033	49 437 064	251 847 634
8471411000	Personal Computers Excluding Portable	71 843	554 858	3 845 281	28 418 825
8471419000	Other Digital Automatic Data Processingmachines	26 623	174 285	1 877 658	13 153 194
8471491000	Processing Units For Personal & Portabcomputers,Presented In Form S	114 543	640 951	5 808 679	35 822 003
8471499000	Other Digital Automatic Data Proces Mach,Present In Form Of System	50 743	514 331	5 534 444	13 369 285
8471501000	Process Units For Personal & Portab Comp,Other Automatic Data Proc	103 883	1 012 030	7 674 233	63 671 721
8471509000	Other Digital Automatic Data Proces Mach,Other Automatic Data Proc	246 221	1 460 761	9 336 129	55 280 978
8471603000	Computer Keyboards	66 378	377 276	449 918	3 673 821
8471604000	X-Y Coordinate Input Devices,Includingmouse,Light Pens,Joystick,Trac	122 355	539 800	953 983	4 452 497
8471609000	Other Mach Input/Output Units,Whether/Not Contain Storg Units Sar	140 808	301 578	16 109 527	23 945 793
8471701000	Floppy Disk Drives	526	31 709	53 406	2 663 713
8471702000	Hard Disk Drives	306 933	1 753 468	10 706 509	62 127 152
8471703000	Tape Drives	1 681	9 193	258 727	1 219 713
8471704000	Optical Disk Drives,Including Cd-Romdrives,Dvd Drives & Cd-R Drives	46 733	377 559	1 680 845	12 713 052
8471705000	Proprietary Fmat Strge Device Includmedia Therefor Fr Automat Dt Pro	22 312	146 642	4 656 291	21 459 279
8471709100	Automatic Backup Systems	379	2 426	37 417	191 688
8471709900	Other Storage Units Of Digital Automaticdata Processing Machines	21 114	242 844	1 355 013	13 183 736
8471801000	Control And Adaptor Units	60 706	353 715	1 420 812	7 866 617
8471807000	Sound Card And Video Cards	3 269	94 633	53 718	550 861
8471809000	Other Units Of Automatic Data Processingmachines	81 651	534 083	3 052 717	24 491 824
8471901000	Bar Code Readers	20 946	54 313	401 800	2 515 390
8471902000	Optical Character Readers,Document/ Image Scanners	69 297	414 128	2 207 193	13 170 697
8471909000	Other Automatic Data Processing Machines& Units Thereof	143 201	904 554	4 580 917	29 249 120
8472101000	Duplicating Machines, Electric Operated	1 850	4 467	244 816	270 061
8472102000	Duplicating Machines, Not Electricallyoperated	30	11 555	30 074	58 404
8472301000	Machines For Sorting/ Folding Mail/ For Inserting Mail In Envelopes,Ele	454	12 198	59 252	440 765
8472302000	Machines For Sorting/ Folding Mail/ For Inserting Mail In Envelops,Not	0	101	0	244
8472901000	Automatic Teller Machines	1 277 279	3 694 788	17 725 372	49 964 298
8472902000	Electronic Fingerprint Identificationsystems	9 887	98 023	91 215	465 567
8472903000	Other Office Machines,Electrically Operated	23 976	356 279	414 883	6 037 656
8472909000	Other Office Machines,Not Electrically Operated	24 016	127 555	178 248	596 757
8473101000	Printed Circuit Assembliesfor Word- Processing Machines	654	13 936	30 053	1 865 564
8473109000	Other Parts & Acces Of The Mach Oftypewriter Not Printer/ Word Pro	5 342	63 696	445 007	2 993 551
8473210000	Parts & Accs Of Elect Calculating; With/ Without Extrnal Sources & Poc	102	1 183	5 387	41 932
8473290000	Other Parts & Acces Of The Machine Ofcalculating, Reproducing, Disj	17 501	95 422	287 433	1 704 209
8473301000	Assembled Printed Circuit Boards	357 759	2 003 821	22 556 709	131 321 993
8473309000	Other Parts & Acces Of The Machines Ofautomatic Data Processing &	706 681	3 285 025	16 142 215	69 152 343
8473401100	Parts Including Printed Circuit Assembfor Automatic Teller Machines	4 274	15 594	252 501	1 165 274
8473401900	Other Parts& Access Of The Mach Of Othoffice Machine,For Elect Ope	7 122	41 488	412 053	2 410 788
8473402000	Other Parts& Access Of The Mach Of Othoffice Machine,For Non Elect	3 046	7 366	18 290	117 427
8473501100	Parts& Access Suitable For Use With Machauto Data Procc Mach & Un	11 888	45 919	456 114	1 067 338
8473501900	Part& Acc Suitabl For Use Mach Typewriternot Printers& Oth Office M:	4 084	46 310	42 215	551 705
8473502000	Part& Acc Suitabl For Use Mach Typewriternot Print& Oth Office Mach	0	36	0	1 835
8474101000	Sorting,Screening,Separating/ Washingmachines, Electrically Operatec	355 038	2 047 931	3 019 541	18 462 561
8474102000	Sorting,Screening,Separating/ Washingmachines, Not Electrically Oper	11 596	160 565	114 775	1 764 240
8474201100	Crushing/ Grinding Machines For Stoneelectrically Operated	1 492 434	9 731 619	11 977 843	46 551 688
8474201900	Crushing/ Grinding Mach For Earth,Oreoth Mineral Substances,Elect C	1 057 108	5 399 486	5 893 819	62 739 047
8474202100	Crushing/ Grinding Mach For Stonenot Electrically Operated	0	277 533	0	436 957
8474202900	Crushing/ Grinding Mach For Earth,Oreoth Mineral Substances,Not Ele	243 563	781 453	977 322	2 654 463
8474311000	Concrete/ Mortar Mixers, Electricallyoperated	461 772	3 308 222	1 633 886	12 287 505
8474312000	Concrete/ Mortar Mixers, Not Electricallyoperated	100 452	1 062 593	356 522	4 032 075
8474321100	Mach For Mixing Mineral Substances Withbitumen,Output Cap ? 80 T	87 900	622 716	141 930	1 124 822
8474321900	Mach For Mixing Mineral Substances Withbitumen,Output Cap > 80 T	711 054	2 504 503	9 414 836	23 519 406
8474322900	Mach For Mix Mineral Substnc Wth Bitumen,Output Cap >80 T/H,Not	124 104	1 102 182	279 856	9 749 780
8474391000	Other Mixing/ Kneading Machineselectrically Operated	521 428	2 820 542	4 522 077	30 588 774
8474392000	Other Mixing/ Kneading Machinesnot Electrically Operated	437 547	1 028 305	1 594 834	4 075 537
8474801000	Mach For Agglomerating,Shaping/ Mauldsolid Mineral Fuels,Electric O	1 521 965	8 364 973	8 024 453	40 235 505

**I.3. IMPOR MENURUT KOMODITI / IMPORT BY HS COMMODITY**  
**\*\*\* JUNI/ JUNE 2014 \*\*\***

H S	Uraian Komoditi Commodity Description	Berat Bersih / Net Weight (Kg)		Nilai / Value C.I.F (US\$)	
		Bulan ini Current Month	Kumulatif Cum.Jan. to date	Bulan ini Current Month	Kumulatif Cum.Jan. to date
8474802000	Mach For Agglomerating,Shaping/Mouldsolid Mineral Fuels,Not Elect	202 634	350 476	461 270	945 543
8474901000	Parts Of Mach For Sort,Green,Separate,Wash,Crush,Grinding&Mixing,	2 405 031	11 899 927	20 621 118	89 945 771
8474902000	Parts Of Mach For Sort,Green,Separate,Wash,Crush,Grinding&Mix,No	85 842	698 382	727 758	7 874 568
8475101000	Mach For Assembl Electric/Electronicclamps Tubes/ Valves,Electric Ope	913	16 110	35 682	142 390
8475102000	Mach For Assembl Electric/Electronicclamps Tubes/ Valves,Not Elect. O	426	1 322	25 941	62 046
8475210000	Machines For Making Optical Fibres Andpreforms Thereof	0	2	0	441
8475290000	Other Machines For Manufacturing/ Hot Working Glass/ Glassware	6 787	124 109	104 081	2 589 696
8475901000	Part Of Mach For Assmb/ Mfg Elect/ Elctrnihot Work Glassware,Elect C	10 046	154 011	499 361	4 636 353
8475902000	Part Of Mach For Assmb/ Mfg Elect/ Elctrnihot Work Glassware,Not Ele	64	2 288	22 701	346 730
8476210000	Automatic Beverage-Vending Machin,Incorporating Heating/ Refrigerat	17 040	25 994	237 719	301 958
8476290000	Other Automatic Beverage-Vendingmachines	0	7 818	0	151 662
8476810000	Other Automatic Goods-Vending Mach,Incorporating Heating/ Refrige	0	1 819	0	15 267
8476890000	Other Automatic Goods-Vending Mach,Without Heating/Refrigeratin	236	5 617	1 012	104 499
8476900000	Parts Of Automatic Goods-Vend Machincorpor Heating/Refrigerating	60 811	404 108	836 271	6 356 184
8477101000	Injection-Moulding Machines For Mouldingrubber	725 932	3 585 588	6 188 499	31 308 342
8477103100	P.V.C. Injection Moulding Machine	1 390 891	7 026 218	10 611 722	53 155 579
8477103900	Other Injection-Moulding Machinesfor Moulding Plastics	196 899	1 111 451	2 300 495	11 251 308
8477201000	Extruders For Extruding Rubber	49 775	473 711	1 069 474	5 090 225
8477202000	Extruders For Extruding Plastics	634 533	3 162 137	7 785 636	37 837 201
8477300000	Blow Moulding Machines	319 351	1 827 214	8 410 242	46 183 101
8477401000	Vacuum Moulding & Other Thermo Formingfor Moulding/ Forming Ru	40 407	452 939	72 695	4 208 695
8477402000	Vacuum Moulding & Other Thermo Formingfor Moulding/ Forming Pl	175 021	1 887 334	3 623 302	29 262 218
8477510000	Mach For Mould/Retread Pneumt Tyres,For Mould/Othwise Forming	444	517 142	4 964	5 897 063
8477591000	Other Machine For Moulding/Otherwiseforming For Rubber	35 658	789 050	372 953	5 837 688
8477592000	Other Machine For Moulding/Otherwiseorming For Plastics	205 340	1 087 670	1 488 649	13 001 237
8477801000	Other Machinery For Working Rubber/ Rubber Products, Electrically O	596 325	6 708 887	4 568 547	51 421 180
8477802000	Other Machinery For Working Rubber/ Rubber Products, Not Electric C	264 674	970 668	1 038 693	14 180 328
8477803100	Lamination Presses For The Manufactrof Pcb/Pwbs	0	37 475	0	484 378
8477803900	Other Machinery For Rubber Or Plastics,Electrically Operated	824 528	3 361 411	10 551 309	44 711 194
8477804000	Other Machinery For Working Rubber/Plastic Products, Not Elect Ope	25 310	173 482	152 941	2 328 491
8477901000	Parts Of Electrically Operatd Mach Forworking Rubber/ Products From	197 980	2 620 468	1 812 838	18 243 381
8477902000	Part Of Nonelectric Opratd Mach Forworking Rubb/ Fr The Manuf Pro	112 006	789 028	1 162 496	11 543 651
8477903200	Pars Of Lamination Pressesfor The Manufac Of Pcb/Pwbs	13 231	304 454	110 055	2 134 631
8477903900	Oth Parts Not Parts Of Laminationpresses For The Manufc Of Pcb/Pwt	8 364	150 886	233 775	3 402 770
8477904000	Part Of Nonelectric Opratd Mach For Workplastic/ For The Manuftg Pr	76 107	442 708	1 039 088	7 046 921
8478101000	Machinery For Preparing/ Making Uptobacco, Electrically Operated	119 133	1 714 274	14 989 850	134 120 879
8478102000	Machinery For Preparing/ Making Uptobacco, Not Electrically Operate	0	14 575	0	139 369
8478901000	Parts Of Machinery For Preparing/ Makingup Tobacco, Electrically Ope	41 837	557 703	7 298 460	73 594 354
8478902000	Parts Of Machinery For Preparing/ Makingup Tobacco, Not Electrically	6 348	38 374	62 116	339 537
8479101000	Machinery For Public Works,Building/ The Like Electrically Operated	413 498	1 110 719	734 120	5 319 363
8479102000	Machinery Fr Public Works,Building/ The Like Not Electrically Operate	53	220 629	2 248	1 771 743
8479201000	Mach For The Extract/ Preparation Ofanimal/ Fix Vegetabl Fat/ Oil, Elec	2 941 915	20 566 804	28 959 017	109 671 650
8479202000	Mach For The Extract/ Preparation Of Animal/ Fix Vegetabl Fat/ Oil,Not	785 656	3 729 889	969 822	5 919 556
8479301000	Presses For The Manufacture Of Particleboard Electrically Operated	488 660	1 671 742	714 639	5 660 627
8479302000	Presses For The Manufacture Of Particleboard Not Electrically Operat	1 803	95 681	7 700	189 477
8479401000	Rope/ Cable Making Machines,Electrically Operated	15 514	317 044	165 402	4 925 174
8479402000	Rope/ Cable Making Machines,Not Electrically Operated	861	9 010	9 232	262 044
8479500000	Industrial Robots, Not Elsewherespecified/ Included	128 993	763 714	4 481 167	28 751 370
8479600000	Evaporative Air Coolers	221 145	1 193 711	1 523 287	11 522 817
8479710000	Passenger Boarding Bridges Of Kind Usein Airports	0	110	0	5 213
8479790000	Oth Passenger Boarding Bridges	282 239	627 416	1 036 513	8 237 233
8479811000	Oth Mach&Mechanical Appliance Fortreating Metal,Electrically Opera	70 223	821 571	3 145 314	13 191 012
8479812000	Oth Mach&Mechanical Appliance Fortreating Mtl,Non Electrically Ope	4 684	211 437	325 203	1 554 352
8479821000	Mixing,Kneading,Crush,Grind,Screen,Sift,Homogenis,& Emulsift/ Stirr I	341 222	3 081 162	4 095 644	46 137 800
8479822000	Mixing,Kneading,Crush,Grind,Screen,Sift,Homogenis,& Emulsift/ Stirr I	16 510	446 182	340 669	8 080 222
8479892000	Machinery For Assembling Cpu	217 593	453 776	1 907 684	9 511 654
8479893000	Oth Mach For Assembling Cpu Daughterboard In Plastic Case/ Housing	658 598	3 746 300	11 889 818	96 885 772
8479894000	Oth Mach For Assembling Cpu Daughterboard In Plastic Case/ Housing	152 502	946 931	6 522 453	42 283 878
8479902000	Part Of Goods Oth Mach For Assemblingcpu Daughter Plastic Case/ Hc	9 398	98 536	552 013	4 596 825
8479903000	Part Of Oth Electrically Operatedmachine	847 892	4 201 518	7 711 567	43 079 153
8479904000	Part Of Nonelectrically Operatedmachinery	98 838	812 569	2 463 927	14 317 736
8480100000	Moulding Boxes For Metal Foundry	40 282	244 810	956 580	5 004 241
8480200000	Mould Bases	324 227	2 284 429	3 063 175	20 725 381
8480301000	Moulding Patterns, Of Copper	6 645	30 070	258 888	958 340
8480309000	Moulding Patterns, Of Other Material	236 037	1 655 356	5 619 469	33 603 322
8480410000	Moulds For Metal/ Metal Carbidesinjectionn Or Compression Types	49 065	509 344	1 667 307	11 633 487
8480490000	Moulds For Metal/ Metal Carbidesnot Injection Or Compression Types	113 184	732 181	2 061 989	12 381 286
8480500000	Moulds For Glass	11 395	70 543	351 105	1 776 203

I.3. IMPOR MENURUT KOMODITI / IMPORT BY HS COMMODITY

\*\*\* JUNI/ JUNE 2014 \*\*\*

HS	Uraian Komoditi Commodity Description	Berat Bersih / Net Weight (Kg)		Nilai / Value C.I.F (US\$)	
		Bulan ini Current Month	Kumulatif Cum.Jan. to date	Bulan ini Current Month	Kumulatif Cum.Jan. to date
848060000	Moulds For Mineral Materials	842 111	4 639 506	2 266 916	19 557 782
848071100	Moulds For Rubber Or Plastics, Injectionor Compression Type For Fotv	77 006	547 958	1 052 457	7 103 541
8480719010	Moulds For Rubber Or Plastics, Injectionor Compression Type For Opt	4 837	5 016	432 331	438 220
8480719090	Oth Moulds For Rubber,Plastics,Injection/ Compression Type	642 685	3 330 232	13 528 061	68 645 215
8480791000	Mould For Rubber,Plastics, Not Injection, Compression Type For Fotw	70 276	271 920	287 415	2 794 089
8480799000	Oth Mould For Rubber,Plastics,Not Injection , Compression Type	17 624	112 949	604 343	3 667 906
8481101100	Pres-Reduce Valve,Iron/Steel, Manual	123 905	495 852	631 443	3 046 093
8481101900	Pres-Reduce Valve,Iron/Steel,Automaticoperate ,5 Cm ? Internal Dian	382 031	1 502 582	3 017 491	20 571 990
8481102100	Pressure-Reducing Valves Of Copper/ Copper Alloys Internal Diamtr ?	53 939	446 137	1 300 822	10 182 923
8481102200	Pressure-Reducing Valves Of Copper/ Copper Alloys Internal Diamtr >	29 766	64 188	51 028	276 811
8481109100	Oth Pressure-Reducing Valves Ofplastics 1Cm < Internal Diamtr > 2.5l	6 341	17 722	87 090	222 008
8481109900	Oth Pressure-Reducing Valvesnot Of Plastics	24 128	227 219	177 104	2 020 577
8481201000	Valve For Olehydraulic/ Pneumatic Tran,Manual Oprtd, 5 Cm ? Intl Dia	13 843	29 096	306 969	992 284
8481202000	Valve For Olehydraulic/ Pneumatic Tran,Ofcooper/ Cooper Alloy, 1Cm ?	934	17 668	23 357	175 583
8481209000	Oth Valve For Olehydraulic/ Pneumatictransmissions	276 518	1 210 476	3 661 481	20 907 248
8481301000	Check (Nonreturn) Valve Of Swing Check-Valve Type,40 Cm ?Inlets Int	71 488	360 535	883 134	5 755 641
8481302000	Check (Nonreturn) Valve,Copper/ Copperalloy, Internal Diameter < 25	59 610	174 594	143 186	533 995
8481303000	Check (Nonreturn) Valve Of Plastics,10Cm < Internal Diameter < 25 Cr	5 086	5 586	18 991	37 345
8481309000	Other Check (Nonreturn) Valves	443 949	2 223 319	4 303 166	27 984 035
8481401000	Safety/ Relief Valves Of Copper/ Copperalloy < 2.5Cm	9 155	64 982	290 259	1 861 634
8481402000	Safety/ Relief Valves Of Plastics 10Cm < Internal Diameter < 25 Cm	5 749	14 669	70 424	254 387
8481409000	Oth Safety/ Relief Valves	198 557	1 671 554	5 769 162	27 660 737
8481801100	Valves For Inner Tube Of Copper/ Copperalloys	197 706	1 110 943	2 129 530	11 190 684
8481801200	Valves For Inner Tubes Of Oth Materials	93 439	1 145 671	1 546 639	11 149 185
8481801300	Valves For Tubeless Tyres Of Copper/ Copper Alloys	1 113	6 756	18 925	85 239
8481801400	Valves For Tubeless Tyresof Oth Materials	4 233	259 635	247 134	3 570 759
8481802100	Lpg Cylinder Valv Of Cooper/ Cooper Alloyhaving Inlet& Outlet Intl Dia	320	38 306	624	52 662
8481802200	Lpg Cylinder Valv Of Cooper/ Cooper Alloyhaving Inlet& Outlet Intl Dia	1 803	23 553	4 093	67 906
8481803000	Cocks/ Valves,Whether/ Not Fitted Withpiezo Elect Igniters For Gas Stc	66 943	220 511	1 459 654	3 805 025
8481804100	Soda Water Bottle Valve;Gas Operat, Ofplastic, 1 Cm < Internal Diamt	1 067	6 817	31 543	91 587
8481804900	Oth Soda Water Bottle Valves;Gas Operatebeer Dispensing Units	566 409	2 324 755	12 711 332	25 699 880
8481805100	Mixing Tapes And Valves,Of Plastic, 1 Cm< Internal Diameter < 2,5Cm	10 200	61 280	36 473	217 511
8481805900	Others Mixing TapesAnd Valves	225 460	1 478 399	649 339	6 704 868
8481806100	Water Pipeline Valve,Manual Operate,5Cm<Inlet/ Outlet Int Diamtr ?	58 258	252 153	407 127	1 770 094
8481806200	Cast Iron Gate Valve,Inlet Diamtr < 4Cm& Cast Iron Butterfly Valve,Inl	181 596	906 809	1 317 996	7 207 772
8481806300	Cast Iron Gate Valve,Inlet Diamtr<4Cm & Cast Iron Butterfly Valve,Inle	130 814	789 767	1 022 859	13 035 292
8481806400	Hog Nipple Waterer,Of Plastics, 1 Cm ?< Internal Diameter < 2,5 Cm	5 255	13 195	87 698	231 080
8481806500	Other Hog Nipple Waterers	11 080	94 144	235 424	1 464 030
8481806600	Nipple Joint Valves,Of Plastics1 Cm < Internal Diameter < 2,5 Cm	37	37	109	109
8481806700	Other Nipple Joint Valves	24 925	170 526	2 274 472	10 005 902
8481807100	Ball Valves,Of Plastics, 1 Cm < Internal Diameter < 2,5 Cm	24 161	297 774	122 349	1 695 113
8481807200	Other Ball Valves	818 555	3 471 411	5 497 239	28 197 093
8481807300	Gate Valve,Manual Operate,Of Iron/ Steel, 5Cm < Inlet/ Outlet Internal	398 669	2 524 716	1 817 024	15 188 393
8481807400	Gate Valve,Manual Operate,Of Iron/ Steel,Inlet/ Outlet Internal Diamtr	2 476	46 244	25 503	350 457
8481807500	Manifold Valves Of Plastics, 1 Cm < Internal Diameter < 2,5 Cm	226	19 269	1 485	133 119
8481807600	Other Manifold Valves	141 088	673 194	1 866 463	6 083 447
8481808100	Pneumatic Control Valve,Of Plastics, 1 Cm ?Internal Diameter < 2,5 Cr	9 725	87 181	129 884	3 858 579
8481808200	Other Pneumatic Controlled Valve	61 911	309 045	761 278	7 689 344
8481808300	Oth Valve Of Plastic,Inlet Diamtr>=1Cm, Outlet Diamtr < 2,5 Cm	21 658	80 099	30 730	150 570
8481808400	Oth Valve Of Plastic,Inlet Diamtr>=1Cm, Outlet Diamtr > 2,5 Cm	4 793	47 046	189 468	1 564 131
8481808700	Fuel Cut-Off Valve Plastic For Vehiclefor Transport Of Persons/ Goods	2 037	23 540	35 187	262 319
8481808800	Other Fuel Cut-Off Valve Plastic Forvehicle For Transport Of Persons/ C	39 437	323 796	188 551	1 797 462
8481808900	Other Valve Of Stainless Steel/ Nickle,Manual Operate,Weighting < 3 l	132 392	520 585	442 761	2 708 497
8481809100	Water Taps Of Copper Or Copper Alloywith An Internal Diameter < 2.!	289 417	1 395 604	3 839 635	19 766 472
8481809200	Fuel Cut-Off Valves For Vehicle	14 435	72 718	252 544	1 397 772
8481809900	Other Fuel Cut-Off For Vehicle	1 339 875	6 682 582	29 312 487	155 406 855
8481901000	Parts Of Housing For Suice/ Gate Valvesan Internal Diameter < 25 Mr	37 537	158 183	658 550	2 429 304
8481902100	Parts Bodies Valves, For Water Taps	3 011	79 876	41 619	474 852
8481902200	Parts Bodies Valve For Lpg Cylinder	768	55 017	10 289	160 532
8481902300	Other Bodies Valves Not For Water Taps	7 427	112 348	58 628	1 074 341
8481902900	Others Parts For Taps, Cocks, Valves,And Similar Appliance Of Int. Dim	155 961	800 463	1 509 036	10 564 590
8481903100	Valve Bodies/ Stems Of Inner Tube Ortubeless Tyres Valves	12 159	41 470	370 264	1 379 267
8481903900	Oth Valve Bodies/ Stems Of Inner Tube Ortubeless Tyres Valves	37 571	294 048	578 147	4 176 705
8481904100	Valve Cores Of Inner Tube Valves Ortubeless Tyres Valves	311	20 638	2 451	34 100
8481904900	Oth Valve Cores Of Inner Tube Valves Ortubeless Tyres Valves	39 042	222 266	372 017	4 279 621
8481909000	Others Parts For Taps, Cocks, Valvesand Similar Appliances	302 450	2 248 073	5 487 820	32 251 317
8482100000	Ball Bearings	2 338 624	13 755 857	16 894 821	97 406 708
8482200000	Tapered Roller Bearings,Including Coneand Tapered Roller Assemblies	279 503	1 522 034	3 791 601	18 554 167



**I.3. IMPOR MENURUT KOMODITI / IMPORT BY HS COMMODITY**  
**\*\*\* JUNI/ JUNE 2014 \*\*\***

H S	Uraian Komoditi Commodity Description	Berat Bersih / Net Weight (Kg)		Nilai / Value C.I.F (US\$)	
		Bulan ini Current Month	Kumulatif Cum.Jan. to date	Bulan ini Current Month	Kumulatif Cum.Jan. to date
8482300000	Spherical Roller Bearings	341 223	1 275 650	1 334 300	7 183 299
8482400000	Needle Roller Bearings	140 222	831 196	3 098 486	16 983 335
8482500000	Oth Cylindrical Roller Bearings	160 021	750 390	2 974 528	15 413 664
8482800000	Oth,Includ.Combined Ball/ Roller Bearings	1 118 986	6 580 122	7 975 542	44 994 374
8482910000	Balls, Needles And Rollers	254 260	1 460 854	1 396 774	10 902 462
8482990000	Other Parts Of Ball And Roller Bearings	825 262	5 164 315	6 758 919	39 163 538
8483101000	Transmission Shafts For Machinery Ofheading 84.29 Or 84.30	66 570	718 752	1 354 651	7 166 837
8483102400	Transmission Shaft For Vehicles Of Motorcycles, Auxilary Motor	454 480	3 045 451	3 667 210	17 717 514
8483102500	Transmission Shafts For Vehicles Ofa Cylinder Capacity < 2000 Cc	936 280	4 602 817	6 827 668	36 800 104
8483102600	Transmission Shafts For Vehicles Of2000 Cc < Cylinder Capacity < 300l	53 945	311 039	560 628	3 321 472
8483102700	Transmission Shafts For Vehicles Ofa Cylinder Capacity > 3000 Cc	262 148	1 285 503	2 758 400	14 025 814
8483103100	Transmission Shafts For Marine Propul-Son Engines Of An Output < 2	354	1 729	32 349	105 329
8483103900	Transmission Shafts For Marine Propul-Son Engines Of An Output>22	52 313	488 924	612 165	5 662 634
8483109000	Other Transmission Shafts	1 260 686	7 161 597	13 200 959	74 644 325
8483202000	Bearing Housing Incorp. Ball Or Rollerbearings For Mach.Of Buldozer (	15 101	42 487	127 098	985 982
8483203000	Bearing Housing Incorp. Ball Or Rollerbearings For Mach.Of Vehciles A	10 988	65 883	132 538	275 467
8483209000	Other Bearing Housing Incorp. Ballor Roller	148 844	867 952	633 352	3 460 762
8483302000	Bear'G Hous'G Not Incorp.Ball Or Rollerbearings For Mach.Of Head 84	107 362	293 304	572 833	3 028 756
8483303000	Bear'G Hous'G Not Incorp.Ball Or Rollerbearings For Eng.Of Vhcl Of Cr	70 072	407 110	890 727	5 840 805
8483309000	Other Bearing Housing Not Incorp.Ball Orroller Bearings; Plain Shats E	154 360	1 132 180	1 155 000	10 496 821
8483402000	Gear& Gearing Oth Than Toothed Wheels,For Marine Vessels	323 353	1 788 149	2 787 805	12 016 302
8483403000	Gear& Gearing Oth Than Toothed Wheels,For Machinery Of Moving G	288 336	1 129 294	3 169 057	12 985 365
8483409000	Gear& Gearing Oth Than Toothed Wheels,For Oth Mar.Vsl/ Mach Of M	1 685 095	10 099 185	18 178 556	103 110 241
8483500000	Flywheels& Pulleys,Including Pulley Block	513 846	2 839 167	4 103 453	25 342 547
8483600000	Clutches & Shaft Couplings(Including Universal Joints)	543 463	2 771 037	6 075 104	27 893 992
8483901100	Parts Of Goods Of Transmission Shaftsfor Pedestrian/ Agricultural Trac	9 110	25 896	49 539	209 109
8483901300	Parts Of Goods Of Transmission Shaftsfor Oth. Tractors Of Pedestrian	907	22 064	10 691	594 482
8483901400	Parts Of Goods Of Transmission Shaftsfor Goods Of Motorcycles	189 005	508 495	392 127	1 270 549
8483901500	Parts Of Goods Of Transmission Shaftsfor Other Goods Of Vehicle Anc	138 295	827 833	1 773 248	9 996 615
8483901900	Oth. Parts Of Goods Of Trans. Shafts	468 445	1 407 901	10 607 102	25 830 986
8483909100	Oth Toothed Wheels, Chain Sproccatedfor Goods Of Pedestrian/ Agricu	20	467	179	15 284
8483909300	Oth Toothed Wheels, Chain Sproccatedfor Oth.Tractors Of Pedestrian	24	148	857	7 166
8483909400	Oth Toothed Wheels, Chain Sproccatedfor Goods Of Motorcycles	80 611	297 619	339 388	1 752 005
8483909500	Oth Toothed Wheels, Chain Sproccatedfor Other Goods Of Vehicles An	157 309	956 533	2 465 266	16 103 627
8483909900	Oth Toothed Wheels, Chain Sproccated	361 575	1 906 081	2 670 203	16 404 438
8484100000	Gaskets& Smilar Joint Metal Sheettingcombined With Oth Material/2 I	437 212	3 355 468	5 593 198	43 857 268
8484200000	Mechanical Seal	159 469	899 638	2 186 694	13 308 661
8484900000	Oth.Gasket& Smilar Joints Of Metal Sheetcombined With Oth Materia	287 711	2 402 677	6 410 136	36 244 824
8486101000	Apparatus For Rapid Heating Of Semi-Conductor Wafers	1 982	19 647	153 675	1 186 803
8486102000	Spin Dryers For Semiconductor Waferprocessing	81	665	676	31 180
8486103000	Machines For Working By Laser/Oth Lightin The Prod.Of Semiconduto	0	566	0	28 678
8486104000	Mach. & App For Sawing Monocrystal Semi-Ond. Boules Into Slice, Wa	3 950	6 232	230 130	247 112
8486105000	Grinding, Polishing,Lapping Machines Forproces. Of Semiconductor W	24	10 690	935	310 018
8486106000	Apparatus For Growing/ Pulling Mono-Crystal Semiconductor Boules	0	19	0	18 290
8486109000	Oth Machines& Apparatus For The Manu-Facture Of Boules Or Waterc	87	22 251	12 413	3 048 709
8486201200	Epitaxial Deposi'N Mach. Smcndctor Wfr;Spinner For Coat'G Photogra	7	44	3	10 892
8486201300	App.Physical Deposition By Sputter'G Onsemiconductor Wafers Or Fo	0	502	0	123 333
8486201900	Other Film Formation Equipment	4 581	4 609	741 798	747 825
8486202100	Ion Implanters For Doping Semiconductormaterials	0	6	0	3 291
8486202900	Other Doping Equipment	265	1 715	1 369	124 126
8486203100	Deflash Mach.;Spraying Appliances Forcleaning Metal Leads& Semicor	32	5 837	1 165	199 713
8486203300	Apparatus For Wet Etching, Developing,Stripping,Cleaning Semicondu	0	2 886	0	53 677
8486203900	Other Etching And Stripping Equipment	172	2 273	11 006	160 183
8486204100	Direct Write-On-Wafer Apparatus	0	2	0	214
8486205100	Dicing Machines For Scribing/ Scoringsemiconductor Wafers	0	1 578	0	93 066
8486205900	Other Equipment For Dev. Exposed Wafers	3 140	3 362	37 701	49 664
8486209100	Lasercutters For Cut Contact. Tracks Insemiconductor Prod. By Laser E	3 081	5 511	168 300	587 953
8486209200	Machines For Bending, Folding And Straigtening Semiconductor Leads	1 219	97 439	1 241	170 460
8486209300	Resistance Heated Furnaces, Ovens Formfcture Of Semicon Dvc On Se	0	32	0	3 342
8486209400	Inductance/ Dielectric Furnace, Oven Formfcture Of Semicon Dvc On S	0	576	0	8 032
8486209500	Auto-Mach. For The Placement/ Removal Ofcomp./Contact Element C	900	20 470	117 907	959 826
8486209900	Other Mach. & Apprts For The Mnfact Ofsemicon. Devices/ Of Elect In	0	10 604	0	1 856 994
8486301000	Apparatus For Dry Etching Patterns Onflat Panel Display Substrates	317	1 036	4 738	38 642
8486302000	App. For Wet Etch, Developpe, Stripping Or Cleaning Flat Panel Display	0	145	0	3 920
8486303000	Chemical Vapour Deposition App.To Prodspinners For Coat.Physic Dej	10	161	756	4 717
8486309000	Othetr Mach. And App. For The Manufactre Of Flat Panel Displays	394	1 761	6 747	242 653
8486401000	Focused Ion Beam Milling Mach To Prodc,Repair Mask,Reticle For Pa	0	41	0	1 729
8486402000	Die Attach,Bonders, For Assem. Smcondtormatic Mach.For Transport,	10 947	84 376	459 445	2 882 491

I.3. IMPOR MENURUT KOMODITI / IMPORT BY HS COMMODITY

\*\*\* JUNI/ JUNE 2014 \*\*\*

HS	Uraian Komoditi Commodity Description	Berat Bersih / Net Weight (Kg)		Nilai / Value C.I.F (US\$)	
		Bulan ini Current Month	Kumulatif Cum.Jan. to date	Bulan ini Current Month	Kumulatif Cum.Jan. to date
8486403000	Moulds For Manufact. Of Semiconductor devices	2 680	25 247	7 209	394 819
8486404000	Optical Stereoscopic Microscopes Fitted with Equip. Spec'ly Dsgned Of	496	706	168 000	172 407
8486406000	Electron Beam Microscopes With Equip. Specifically Designed Of Smcnc	0	3 564	0	54 747
8486409000	Other Machines And Apparatus Specified in Note 9(C) To This Chapter	2 400	22 002	56 400	249 986
8486901100	Parts And Accessories Of App For Rapid heating Of Semiconductor Waf	4 216	10 234	20 589	179 913
8486901200	Parts & Accessories Of Spin Dryers for Semiconductor Wafer Prosesing	0	1 246	0	143 549
8486901300	Parts & Access. Of Mach. For Work By Laser Or Oth. Lead Or Photobeam	183	1 553	7 483	118 451
8486901400	Tool Holders & Self-Open Diehead, Workholders; Dividing Heads For M	215	1 598	7 507	69 118
8486901500	Oth Parts, Access. Of Mach. For Machinetools	514	2 822	76 657	349 496
8486901600	Parts & Access. Of Grind, Polish, Lap Mac For Processing Of Semicon. V	9	1 490	53	30 389
8486901700	Parts & Access. Of App For Grow/Pulling monocrystal Semiconductor E	0	14	0	334
8486901900	Oth Parts, Access. Of Mach. And App. For the Manufact. Of Boules/Wa	104	2 341	33 462	596 649
8486902100	Parts & Access Of Chemical Vapour Depo-Stion App. For Smcndutor F	256	256	1 312	1 312
8486902200	Parts & Access. Of Epitaxial Depo. Mach, Spinner For Coat Photo. Emul	0	832	0	69 555
8486902300	Parts & Access. Of Ion Implanter Fordopping Of App For Phys.L Depo.	0	177 526	0	3 644 934
8486902400	Tool Holder/Self-Open Diehead; Of Sprayor Etch, Strip S-Wafer, Dry-Et	2	20	1 001	5 238
8486902500	Oth Parts & Access. Of Dicing Machines for Scrib/Scoring Smcnductor	1 084	15 270	28 489	652 850
8486902600	Tool Holder/Self-Open Diehead, Dividingheads & Oth Spec Attchm For I	3 125	12 821	94 411	409 928
8486902700	Other Part And Accessories Of Tool Holdrself Open Diehead, Dividing	2	8 500	404	65 000
8486902800	Part & Access Of Resistance Heated Furnaces & Ovens For The Mnfc tre	6 020	18 687	13 922	36 118
8486902900	Oth Part & Acces Of Mach & App. For Mnfcotr Smcndctre Dvces/Of Etc	2 604	9 007	45 243	134 458
8486903100	Part & Access Of App For Dry Etching Ptttrnon Flat Panel Display Substr	361	947	1 110	13 299
8486903200	Tool Holder/Self-Open Dieheads, Work Hldrdividing Heads & Oth Spec .	745	1 929	6 028	191 063
8486903300	Oth. Part & Access Of App For Dry/Wet etching & Oth Special Attch For M	3	81	396	1 618
8486903500	Part & Access Of Spinners For Coat. Photoemuls/ App. Phys Depo On Fl	0	14	0	5 090
8486903900	Oth Part & Access Of Mach And Apparatus for The Manufact. Of Flat P	7	96	912	2 079
8486904100	Part & Acces Of Focused Ion Beam Millingmach To Produce, Repair M	1	66	172	2 078
8486904200	Part & Acces Of Die Attach App, Auto-Tapewire Bonder, Encapsul Equi	0	2 277	0	188 850
8486904300	Part & Acces Of Auto-Mach Transport, Handlstorage Of Smcndctor, Wz	72	1 116	22 952	96 536
8486904400	Part & Acc Of Optic Stereoscop Microscopewith Equip To Hndle/ Tran C	0	0	0	0
8486904900	Oth Part And Acces Of Other Mach & Appspecified In Note 9(C) To Th	17 575	34 653	184 942	1 200 520
8487100000	Ships/Boats Propellers And Blades Thrfor	181 515	1 091 626	1 370 609	9 562 655
8487900000	Oth Mach. Parts, Not Cont. Electric Con-Nector, Insulator, Coil, Oth Ele	320 714	1 832 985	13 139 148	40 645 606
8501102100	Stepper Motors Dc An Output < 37.5 W of Ac, Refrigerator, Domesetic	23 472	114 054	274 085	2 140 745
8501102900	Oth. Stepper Mtr Dc An Output < 37.5 W	48 985	202 492	1 101 844	5 216 177
8501103000	Spindle Motors Dc An Output < 37.5 W	10 784	68 384	298 745	1 977 978
8501104100	Others Spindle Mtr Dc An Output < 37.5 W of Ac, Refrigerator, Domes	64 966	356 034	1 214 467	6 699 116
8501104900	Others Motors Dc Of An Output < 37.5 W	265 369	1 242 407	3 441 049	16 427 812
8501105100	Stepper Universal (Ac/Dc) Motors of Ac, Refrigerator, Domesetic Appl.	64	5 285	8 030	122 022
8501105900	Oth. Stepper Universal (Ac/Dc) Motors	246 225	868 288	152 724	1 021 352
8501106000	Spindle Universal (Ac/Dc) Motors Ofan Output =<37.5W	2 155	14 551	18 267	470 504
8501109100	Others Spindle (Ac/Dc) Motors Of Heading of Ac, Refrigerator, Domes	19 199	82 474	390 515	2 349 687
8501109900	Others Spindle (Ac/Dc) Motors	167 637	1 275 883	2 978 437	20 312 555
8501201200	Universal Ac/Dc Mtrs Of An Output > 37.5 W	159 038	765 353	152 168	680 279
8501201900	Other Universal Ac/Dc Mtrs Ofan Output > 37.5 W	109 961	412 791	180 455	863 922
8501202100	Universal (Ac/Dc) Motors Ofan Output > 1 Kw	165	7 341	5 700	210 347
8501202900	Other Universal (Ac/Dc) Motors Ofan Output > 1 Kw	18 020	122 079	358 332	2 021 391
8501313000	Motor Dc . Generator Dc An Output < 750 W	51 017	302 332	854 726	4 561 409
8501314000	Oth. Mtr Dc, Genrator Dc An Output < 750 W	302 972	1 673 307	2 076 553	14 310 092
8501315000	Generator Dc An Output < 750 W	65 562	320 245	103 546	2 866 786
8501321100	Motor Of Kind Used Of Ac, Refrigerator, Domesetic Appl. Ect Output >	3 347	13 414	11 203	76 687
8501321200	Other Motor Dc An Output > 37.5 Kw	98 844	559 604	542 271	3 390 442
8501321300	Other Generator Dc An Output > 37.5 Kw	13 863	101 732	39 406	310 725
8501329100	Other Motor Of Kind Used Of Ac, Refrig. Domesetic Appl. Ect Output :	1 456	1 901	34 124	37 316
8501329200	Oth Motor Dc 37.5 Kw < Output < 75 Kw	18 002	38 431	77 463	310 814
8501329300	Oth Generator Dc 37.5 Kw < Output < 75 Kw	99 536	201 211	2 161 059	2 702 163
8501330000	Motor Dc, Generator Dc 75 Kw < An Output < 375 Kw	29 751	120 503	187 835	1 254 943
8501340000	Motor Dc, Generator Dc An Output > 375 Kw	16 975	130 073	121 339	1 499 543
8501401100	Motors Ac, Single-Phase Ofan Output < 1 Kw	589 856	2 985 301	1 985 479	9 128 644
8501401900	Other Motor Ac, Single-Phase Ofan Output < 1 Kw	1 587 392	8 302 525	3 771 088	21 962 136
8501402100	Motor Ac, Single-Phase Ofan Output > 1 Kw	437	38 173	45 480	508 842
8501402900	Oth Ac Motors, Single-Phase Ofan Output > 1 Kw	264 121	1 172 137	310 464	4 105 499
8501511100	Motor Ac, Multi-Phase Ofan Output < 750 W	27 104	358 909	114 318	752 914
8501511900	Other Motor Ac, Multi-Phase Ofan Output > 750 W	164 036	690 944	847 731	3 795 836
8501521100	Motor Ac, Multi-Phase Of 750 W < An Output < 1 Kw	2 216	8 968	19 680	86 570
8501521900	Other Motor Ac, Multi-Phase Of 750 W < An Output < 1 Kw	124 818	817 724	779 914	4 488 971
8501522100	Motor Ac, Multi-Phase Of 1 Kw < An Output < 37.5 Kw	48 658	268 349	285 659	1 078 759
8501522900	Other Motor Ac, Multi-Phase Of 1 Kw < An Output < 37.5 Kw	783 059	5 138 439	2 422 963	13 199 747

I.3. IMPOR MENURUT KOMODITI / IMPORT BY HS COMMODITY

\*\*\* JUNI/ JUNE 2014 \*\*\*

H S	Uraian Komoditi Commodity Description	Berat Bersih / Net Weight (Kg)		Nilai / Value C.I.F (US\$)	
		Bulan ini Current Month	Kumulatif Cum.Jan. to date	Bulan ini Current Month	Kumulatif Cum.Jan. to date
8501523100	Motor Ac, Multi-Phase Of An Output > 37.5 Kw	73 812	222 553	188 337	615 138
8501523900	Other Motor Ac, Multi-Phase Of An Output > 37.5 Kw	130 612	1 092 769	584 400	4 263 225
8501530000	Motor Ac Of An Output > 75 Kw	503 353	4 381 393	3 432 901	22 421 300
8501611000	Generator Ac Of An Output < 12.5 Kva	159 615	739 628	211 604	2 004 722
8501612000	Generator Ac Of An Output > 12.5 Kva	260 039	2 319 362	432 297	32 874 359
8501621000	Generator Ac Of 75 Kva < An Output < 150 Kva	51 574	240 827	148 096	707 526
8501629000	Generator Ac Of 150 Kva < An Output < 375 Kva	20 873	184 453	147 839	768 143
8501630000	Generator Ac Of 375 Kva < An Output < 750 Kva	286 493	526 833	9 149 594	10 690 747
8501640000	Generator Ac Of An Output > 750 Kva	207 245	813 857	4 517 717	10 217 777
8502110000	Electric Generating Sets & Rotary Conv.Of An Output < 75 Kva	815 819	4 058 366	3 944 905	18 331 868
8502121000	Electric Generating Sets & Rotary Conv.75 Kva< An Output < 125 Kva	227 639	1 169 430	862 694	5 493 882
8502122000	Electric Generating Sets & Rotary Conv.125 Kva < An Output < 375 Kva	344 433	2 585 184	2 621 451	20 443 080
8502131000	Electric Generating Sets & Rotary Conv.Of An Output > 12500 Kva	34 464	1 066 670	310 620	14 074 424
8502139000	Oth. Elect Generating Sets&Rotary Conv.Of An Output > 12500 Kva	1 583 599	9 426 072	22 249 511	135 845 459
8502201000	Generating Sets With Spark-Ignit Interncombust Piston Output < 75 Kw	1 332 169	6 324 252	3 060 838	14 444 003
8502202000	Generating Sets With Spark-Ignit Interncombust Piston 75 Kva < Outp	82 938	391 748	68 974	319 972
8502203000	Generat Sets With Spark-Ignition Interncombst Pist 100 Kva < Output	136 289	717 601	3 459 678	21 243 627
8502204100	Generat Sets With Spark-Ignition Interncombust Piston Output > 12500 Kva	0	1 600	0	947
8502204900	Oth. Gnrating Sets With Spark-Ign Interncombust Piston Output > 12500 Kva	613 265	3 247 484	1 168 464	6 318 021
8502311000	Oth Generating Sets Wind-Powered Ofan Output < 10000 Kva	0	8 926	0	132 731
8502312000	Oth Generating Sets Wind-Powered Of An Oan Output > 10000 Kva	3 468	3 468	36 767	36 767
8502391000	Oth Generating Sets Not Wind-Powered Ofan Output < 10 Kva	13 346	8 322 361	1 728 526	51 735 022
8502392000	Oth Generating Sets Not Wind-Powered Of 10 Kva < Output ? 10000 K	66 791	325 125	3 399 455	7 506 951
8502393100	Oth Generating Sets Not Wind-Powered Ofan Output > 12500 Kva	0	65 060	0	574 256
8502393900	Oth Generating Sets Not Wind-Powered Ofan Output > 10000 Kva	99 174	303 996	2 213 266	6 669 190
8502400000	Electric Rotary Converters	3 334	56 672	111 102	1 474 795
8503001000	Parts Used In Manufacture Elct.Motor, Generator Of Output>10000 Kva	66 778	784 843	937 844	9 545 170
8503009000	Oth Parts In Manufacture Electric Motor Generator Of Output>10000 Kva	747 427	5 437 629	5 415 042	44 871 953
8504100000	Ballasts, For Discharge Lamps Or Tubes	196 748	1 473 992	1 331 285	8 136 723
8504211000	Step-Voltage Regulators;Instrument Transformer With A Power Handling Capacity > 10 Kva	8 193	146 852	218 322	1 742 947
8504219200	Liquid Dielect Transformer With Handlingcap>10Kva And High Side Voltage	4 563	265 926	75 675	2 461 100
8504219300	Liquid Dielect Transformer With Handlingcap>10Kva And 66 Kva<High Voltage	1 007	9 861	11 837	171 731
8504219900	Oth Liquid Dielectric Transformerhandling Capacity < 650 Kva	45 468	673 232	1 248 785	14 966 377
8504221100	Step-Voltage Regulators Of High Sidevoltage 66 Kv Or More	0	77 203	0	404 515
8504221900	Step-Voltage Regulator Of A High Sidevoltage < 66 Kv	13 521	182 807	249 461	2 722 698
8504229200	Oth Stepvoltage Reglitor Of A High Side110 Kv<Voltage< 650 Kv	0	45 162	0	694 913
8504229300	Oth Stepvoltage Reglitor Of A High Side66 Kv < Voltage < 110 Kv	0	592	0	37 831
8504229900	Oth Stepvoltage Reglitor Of A High Side650 Kv < Voltage < 10000 Kv	61 744	565 698	197 013	3 146 720
8504231000	Liquid Dielectric Transformers, Powerhandling Capacity < 15000 Kva	6	1 224 804	92	11 752 861
8504232100	Liquid Dielectric Transformers, Power15000 < Handling Capacity < 20000 Kva	361 079	361 079	1 985 309	1 985 309
8504232200	Liquid Dielectric Transformers, Power20000 < Handling Capacity < 30000 Kva	0	209 077	0	1 578 179
8504232900	Oth Liquid Dielectric Transformerspower Handling Capacity > 30000 Kva	138 404	2 253 188	1 005 550	14 701 939
8504311100	Instrument Potential Transformer Withrating Voltage ? 110 Kv	2 581	29 730	49 056	477 647
8504311300	Instrument Potential Transformer With1 Kv ? Rating Voltage < 66 Kv	738	1 670	12 991	17 211
8504311900	Oth.Instrument Potential Transformer	9 488	452 849	132 997	5 462 387
8504312100	Ring Current Tranformers With Voltagerating ? 110 Kv	6 760	74 498	126 835	978 080
8504312200	Oth Ring Current Transformers	3 634	786 156	91 759	1 521 943
8504312300	Instrument Current Tranformers With66 Kv ? Rating Voltage < 110 Kv	0	2 688	0	128 827
8504312400	Instrument Current Tranformers With1 Kv ? Rating Voltage < 66 Kv	302	54 727	4 212	1 358 753
8504312900	Oth Instrument Current Tranformers With	11 137	121 151	113 843	1 078 602
8504313000	Flyback Transformer Power Handlingcapacity ? 1 Kva	24 229	150 797	258 765	1 283 630
8504314000	Intermediate Frequency Transformerpower Handling Capacity ? 1 Kva	38 094	221 286	597 258	2 618 258
8504319100	Oth Transformers Of Kind Used Toys,Scalesor Similar Recreational Models	10 658	72 663	144 298	903 913
8504319200	Oth Matching Transformer Havingpower Handling Capacity ? 1 Kva	9 045	176 820	179 158	1 671 408
8504319910	Step Up/Down Transformer,Side Regulatorstabilizer Handling Capacity > 1 Kva	186 773	839 277	1 457 636	8 846 583
8504319990	Oth Transformers Having Power Handlingcapacity ? 1 Kva	85 552	609 601	1 104 919	6 944 063
8504321100	Matching Transformers, Power Handling1 Kva < Capacity ? 5 Kva	2 956	11 480	46 330	830 191
8504321900	Oth Matching Transformers, Pwr Handling1 Kva < Capacity ? 5 Kva	820	35 285	51 337	719 863
8504322000	Oth Transformers Of Kind Used Toys,Scalesmlar Recr'NI Models 1 Kva	0	191	0	3 750
8504323000	Oth Matching Transformers Minimum Freq.3 Mhz & Power Handling Capacity > 1 Kva	2	340	3	12 348
8504324100	Matching Transformers Of Power Handling5 Kva < Capacity ? 10 Kva	10 861	29 124	145 038	671 779
8504324900	Oth Matching Transform'R Of Pwr Handling5 Kva < Capacity ? 10 Kva	9	10 888	828	1 032 568
8504325100	Matching Transformers, Power Handling10 Kva < Capacity < 16 Kva	159	9 135	4 244	461 784
8504325900	Oth Matching Transfmrs, Power Handling10 Kva < Capacity < 16 Kva	4 123	59 770	102 687	1 147 616
8504331100	Matching Transform.Side Voltage? 66Kv	48	48	9 183	9 183
8504331900	Oth Matching Transfmrs High S-Volt? 66Kv16 Kva < Capacity ? 500 Kva	4 214	23 182	31 627	424 876
8504339100	Matching Transformers Power Handling16 Kva < Capacity ? 500 Kva	5 033	31 082	61 622	315 192
8504339900	Oth Matching Transformers Power Handling16 Kva < Capacity ? 500 Kva	12 898	292 297	178 140	1 769 213

I.3. IMPOR MENURUT KOMODITI / IMPORT BY HS COMMODITY

\*\*\* JUNI/ JUNE 2014 \*\*\*

H S	Uraian Komoditi Commodity Description	Berat Bersih / Net Weight (Kg)		Nilai / Value C.I.F (US\$)	
		Bulan ini Current Month	Kumulatif Cum.Jan. to date	Bulan ini Current Month	Kumulatif Cum.Jan. to date
8504341100	Matching Transform.Side Voltage ? 66 Kv10000 Kva <Power Cap ? 15	0	2 812	0	23 526
8504341200	Oth Matching Transformerspower Capaity > 500 Kva	0	79 633	0	399 681
8504341300	Oth Matching Transform.Side Volt < 66 Kv10000 Kva <Power Cap ? 1	834	834	33 000	33 000
8504341400	Oth Instrum Transform. Side Voltage<66Kvpower Capacity> 15000 Kv	32 815	171 511	92 562	1 535 405
8504342300	Oth Instrument Transform. With High Sidevoltage ? 66 Kv	9	2 056 524	434	14 235 327
8504342400	Matching Transformer Hav'G A Powerhandling Capacity >15000 Kva	172	975	355	2 091
8504342900	Oth Instrument Transformer Hav'G A Powerhandling Capacity >15000	13 662	341 355	140 069	1 823 464
8504401100	Uninterrupted Power Supplies (Ups)	689 364	2 954 868	5 810 929	28 709 200
8504401900	Other Uninterrupted Power Supplies	253 249	1 453 671	3 454 986	25 377 829
8504402000	Battery Chargers Having A Rating>100 Kva	73 833	747 296	894 943	6 559 463
8504403000	Other Rectifiers	117 836	294 879	2 682 019	9 112 284
8504404000	Inverters	63 883	476 104	1 826 347	14 054 052
8504409000	Other Static Converter For Automaticdata Processing Machines& Unit	485 777	2 144 582	6 632 679	40 759 699
8504501000	Inductors For Power Supply For Automaticdata Process Mach& Unit Tr	49 432	344 983	1 236 429	10 418 841
8504502000	Chip Type Fixed Inductors	26 433	209 649	1 011 409	8 301 311
8504509300	Other Inductors, With Power Handlingcapacity ? 2500 Kva	14 438	105 296	855 248	4 190 369
8504509400	Other Inductors, With Power Handling2500 Kva < Capacity ? 10000 Kv	192	2 134	4 247	26 863
8504509500	Other Inductors, With Power Handlingcapacity > 10000 Kva	3 825	18 857	55 283	395 033
8504901000	Parts Of Goods Of Subheading 8504.10	499	9 961	6 361	115 895
8504902000	Parts Of Printed Circuit Assmb Good Subheading 85044011,85044019	26 772	240 316	722 450	4 731 529
8504903100	Radiator Panel,Flat Tube Radiator Assembfor Distrib& Power Transfori	74 107	467 555	199 095	1 166 678
8504903900	Oth Part Of Electrical Transformers Ofa Capacity ? 10,000 Kva	15 664	3 471 270	1 346 609	6 836 220
8504904100	Radiator Panel,Flat Tube Radiator Assembfor Distrib& Power Transfori	1 834	177 085	24 928	1 326 121
8504904900	Oth Radiator Panel A Capacity >10000 Kva	0	10 460	0	186 792
8504905000	Other, For Inductors Of Capacity ? 2500Kva	83	29 784	9 821	76 386
8504906000	Other, For Inductors Of Capacity > 2500Kva	621	1 547	28 695	33 132
8504909000	Other Parts Of Electrical Transformers,Static Converters & Inductor	293 243	2 846 400	1 825 425	26 928 695
8505110000	Permanent Magnet Of Metal	758 761	4 126 202	5 597 810	26 929 458
8505190000	Permanent Magnet Not Of Metal	600 606	3 339 948	2 665 147	15 547 683
8505200000	Electro Magnetic Couplings, Clutches Andbrakes	43 642	282 185	451 507	3 773 537
8505900000	Other Electro Magnetic Including Parts	80 516	624 150	1 706 909	10 578 932
8506101000	Manganese Dioxide Having External Volume?300 Cm3 Of Primary Cel	15 322	195 289	94 639	2 633 204
8506109000	Manganese Dioxide Having External Volume> 300 Cm3 Of Primary C	183 040	1 270 031	1 319 129	9 527 139
8506300000	Mercuric Oxide Of Primary Cell/ Batteries	7	8	155	184
8506400000	Slver Oxide Of Primary Cell/ Batteries	12 553	50 055	1 016 433	4 474 077
8506500000	Lithium Of Primary Cell/ Batteries	70 598	274 304	5 346 474	19 621 097
8506601000	Air-Zinc Of Primary Cell/ Batterieshaving An External Volume ? 300 Cr	0	28	0	30 770
8506609000	Air-Zinc Of Primary Cell/ Batterieshaving An External Volume > 300 Cr	8 753	27 307	37 846	801 994
8506801000	Znc Carbon, Having An Externalvolume ? 300 Cm3 Of Primary Cell/ Ba	0	21	0	7 234
8506802000	Znc Carbon, Having An Externalvolume > 300 Cm3 Of Primary Cell/ Ba	0	8 049	0	577 254
8506809100	Other Primary Cell/ Batterieshaving An External Volume ? 300 Cm3	19 932	70 103	152 431	740 901
8506809900	Other Primary Cell/ Batterieshaving An External Volume > 300 Cm3	99 007	761 071	2 570 105	21 726 738
8506900000	Parts Of Primary Cells/ Batteries	98 777	576 469	1 390 980	8 559 930
8507101000	Lead-Acid, For Starting Piston Enginea Kind Used For Aircraft	561	865	347 215	359 553
8507109200	Lead-Acid, For Starting Piston Engineused Not For Aircraft Of Height	972	5 809	25 845	157 453
8507109300	Lead-Acid, For Starting Piston Engineused Not For Aircraft Of Height :	477 446	2 328 662	1 405 039	7 688 050
8507109900	Oth Lead-Acid, For Start Piston Engineused Not For Aircraft Of Height	304 615	1 523 276	784 334	4 516 580
8507201000	Oth Lead-Acid Accumulator Of A Kind Usedfor Aircraft	6 196	37 672	27 255	246 302
8507209100	Oth Lead-Acid Accumulator Of A Kind Used13 Cm < Height ? 23 Cm	2 805	39 139	15 443	179 517
8507209200	Oth Lead-Acid Accumulator Of A Kind Useda Height > 23 Cm	846 600	3 854 749	3 243 158	13 122 155
8507209300	Oth Lead-Acid Accumulator Of A Kind Usednot For Aircraft 13 Cm < H	339	5 400	4 590	111 287
8507209900	Oth Lead-Acid Accumulator Of A Kind Usednot For Aircraft A Height >	1 228 760	5 751 033	5 344 399	24 130 987
8507301000	Nickel-Cadmium Of A Kind Used Foraircraft	0	163	0	41 188
8507309000	Other Nickel-Cadmium Of A Kind Used Foraircraft	31 380	151 988	426 881	1 885 137
8507409000	Oth Nickel-Iron Of A Kind Used Foraircraft	852	8 438	17 641	208 364
8507500000	Nickel Metal Hydride	14 692	63 329	383 631	1 861 112
8507601000	Lithium Ion Accumulators Of A Kind Usedlaptops Includ Notebook, Su	238	5 823	32 244	420 767
8507609000	Other Lithium Ion Accumulators	47 451	294 950	1 961 340	10 436 929
8507801000	Oth Accumulator Of A Kind Used Foraircraft	33	420	20 648	218 822
8507809100	Other Accumulator Of A Kind Used Forlaptops Including Notebook, Su	89	2 326	1 069	25 389
8507809900	Other Accumulator Of A Kind Used Not Forlaptops Including Noteboo	531 263	2 155 140	1 141 342	5 077 503
8507901100	Plates Of Goods Of Other Electricaccumulators, Include Separators Th	1	26 570	5 373	73 747
8507901900	Other Of Plate	2 399	10 065	43 621	194 271
8507909100	Other Parts Of A Kind Used For Aircraft	0	18	0	9 426
8507909200	Battery Separators,Ready For Use Ofmaterial Other Than Poly/ Vinyl C	126 078	773 202	729 467	4 527 342
8507909300	Part Of Goods Of Electric Accumulatorinclude Separators Thereor, Wf	2 963	19 467	82 838	551 558
8507909900	Oth Part Of Electric Accumulator Include Separators Thereor, Whethe	102 093	509 522	576 882	3 264 382
8508110000	Vacuum Cleaner With Self-Contain Elcmtra Power ? 1500 W, Capacity	192 323	936 850	1 050 954	4 675 216

I.3. IMPOR MENURUT KOMODITI / IMPORT BY HS COMMODITY

\*\*\* JUNI/ JUNE 2014 \*\*\*

H S	Uraian Komoditi Commodity Description	Berat Bersih / Net Weight (Kg)		Nilai / Value C.I.F (US\$)	
		Bulan ini Current Month	Kumulatif Cum.Jan. to date	Bulan ini Current Month	Kumulatif Cum.Jan. to date
8508191000	Oth Vacuum Cleaners With Self-Containedelec.Mtr A Kind Suitable For	17 598	72 287	53 575	432 863
8508199000	Oth Vacuum Cleaners Not For Domestic Use	13 550	74 032	112 140	677 466
8508600000	Other Vacuum Cleaners	43 119	292 899	198 799	2 222 756
8508701000	Parts Of Vacuum Cleaners Capcty ? 20 Lor A Kind Suit.For Domestic Use	3 682	12 550	40 243	128 333
8508709000	Other Parts Of Vacuum Clean Capcty ? 20 Lor A Kind Suit.For Domestic	758	27 306	11 061	284 497
8509400000	Food Grinder&Mixer,Fruit/Vegetable Juiceextract With Self-Contained	420 706	1 994 246	2 775 031	11 489 086
8509801000	Floor Polishers With Self-Containedelectric Motor	27 981	104 080	45 049	537 524
8509802000	Kitchen Waste Disposerwith Self-Contained Electric Motor	0	936	0	23 708
8509809000	Oth Electro-Mechanic Domestic Applianceswith Self-Contained Electri	44 017	189 894	228 226	1 094 283
8509901000	Part Of Goods Of Floor Polishers	2 138	68 814	6 281	189 157
8509909000	Other Parts Elect. Mechanical Domestic Appliance, With Self-Cont.Ele	465 415	2 445 688	1 965 740	7 389 073
8510100000	Shavers, With Self-Contained Electricmotor	15 113	87 621	86 421	654 220
8510200000	Hair Clippers, With Self-Containedelectric Motor	6 916	45 415	38 537	589 908
8510300000	Hair-Removing Appliances, With Selfcontained Electric Motor	135	2 768	6 019	101 389
8510900000	Parts Of Shavers,Hair Clippers With Selfcontained Electric Motor	18 396	77 676	1 465 512	5 812 618
8511101000	Sparking Plugs Suitable For Aircraftengines	36	920	70 159	80 940
8511102000	Sparking Plugs Suitable Formotor Vehicles Engines	16 786	98 475	267 482	1 445 301
8511109000	Other Sparking Plugs	18 214	260 148	455 544	3 621 128
8511201000	Ignition Magnetos, Magneto-Dynamos,Magnetic Flywheels For Aircra	836	5 470	34 073	166 258
8511202100	Ignition Magnetos, Magneto-Dynamos,Magnetic Flywheels Unassembt	23 717	184 149	190 673	1 338 904
8511202900	Oth Ignition Magnetos, Magneto-Dynamos,Magnetic Flywheels	41 198	259 830	411 190	2 582 411
8511209100	Oth Ignition Magnetos, Magneto-Dynamos,Magnetic Flywheels Unass	5 169	27 209	261 213	1 392 899
8511209900	Oth Ignition Magnetos, Magneto-Dynamos,Magtic Flywheel Not For A	49 951	119 624	453 457	1 315 230
8511303000	Other Distributors; Ignition Coils A Kinsuitable For Aircraft/ Vehicle E	7 572	66 004	119 979	1 055 287
8511304100	Unassembled Oth.Distributor/Ignition Coila Kind Suit. For Aircraft/Vehi	25 213	254 374	698 919	6 527 607
8511304900	Unassembled Distributors/ Ignition Coil	98 545	387 104	2 160 216	7 884 506
8511309100	Unassembled Distributors/Ignition Coil A Kisuit. Not For Aircraft/ Vehicle	9	299	722	2 033
8511309900	Oth Unassembled Distributors/ Ignition Coilsuitable Not For Aircraft/Vel	49 822	340 924	813 556	5 740 407
8511401000	Starter Motors & Dual Purpose Startergenerator Of A Kind Used Aircr	153	1 912	3 003	123 761
8511402100	Other Unassembled Starter Motors Forengine Vehicle Of Car, Transpc	4 501	17 379	51 724	193 857
8511402900	Oth Starter Motors&Dual Purpose Startergenerators	4 798	85 771	100 878	1 166 408
8511403100	Assembled Starters Motor For Engine Ofvehicles Of Tractors	1 523	7 346	40 668	188 202
8511403200	Assembled Starters Motor For Engine Ofvehicles Of Car Transport Per	336 585	1 803 350	3 624 639	21 017 714
8511403300	Assembled Starters Motor For Engine Ofvehicles Of Special Cars	3 721	15 926	38 769	283 961
8511409100	Other Starter Motor For Engine Of Transpcars Person/ Goods,Spesial F	718	4 533	4 090	43 424
8511409900	Other Starter Motor Assembled	113 993	782 000	1 519 851	9 700 007
8511501000	Other Generator Of A Kind Used Foraircraft Engines Unassembled	0	808	0	4 375
8511502100	Other Generators Unassembled For Vehicleengine Of Car, Transport &	422	1 746	7 098	16 340
8511502900	Other Unassembled Alternators	9 678	97 176	57 324	302 296
8511503100	Assembled Alternators For Engine Vehicletractors	514	3 646	18 101	106 729
8511503200	Assembled Alternators For Engine Vehicletransportation For Person/	470 612	2 296 706	4 693 841	22 673 964
8511503300	Assembled Alternators For Engine Vehicleof Special Purpose Motor Ve	4 538	54 927	51 610	500 676
8511509100	Other Generators For Engine Vehicle Oftransportat'N Person/ Goods, :	5 025	17 708	45 335	149 973
8511509900	Other Generators	65 230	477 991	1 064 685	8 322 922
8511801000	Other Equipment Of Electrical Ignitiona Kind Used For Aircraft	18	588	756	8 158
8511802000	Other Equipment Of Electrical Ignitiona Kind Used For Motor Vehicle I	193 788	948 828	1 584 709	7 699 595
8511809000	Other Equipment Of Electrical Ignition	168 882	342 550	467 361	1 994 435
8511901000	Parts Of Goods Of Elect Ignition For Useaircraft Engines	5	7 393	176	43 623
8511902000	Parts Of Goods Of Elect Ignition For Usevehicle Engine	358 340	2 431 728	5 056 626	36 745 388
8511909000	Parts Of Goods Of Elect Ignition For Usenot For Aircraft Or Vehicle Eng	29 149	396 389	551 104	2 865 160
8512100000	Lighting/ Visual Signalling Equipment Ofa Kind Used On Bicycles	14 483	100 122	142 398	718 234
8512202000	Unassembled Lighting/ Visual Signalingequipment	187 868	929 413	4 153 219	17 474 727
8512209100	Other Lighting/ Visual Signalling Equip.For Motorcycles	81 911	308 491	254 918	1 252 704
8512209900	Other Lighting/ Visual Signalling Equip.	590 050	3 406 462	8 433 968	49 845 079
8512301000	Horns And Serenes, Assembled	59 182	373 485	421 474	2 383 321
8512302000	Unassembled Sound Signalling Equipment	44 694	283 021	1 471 767	8 489 575
8512309100	Other Sound Signal Equip.Obstacle Detectdevice For Vehicles	5 541	18 975	36 480	498 829
8512309900	Other Sound Signalling Equipment	15 857	112 079	333 504	2 594 080
8512400000	Windscreen Wiper, Defroster & Demisters	126 468	1 021 826	1 300 102	9 598 939
8512901000	Parts Of Goods Of Lighting Or Vis. Light	10 215	62 356	111 095	525 736
8512902000	Parts Of Goods Of Lighting, Sound Signalor Windscreen Wpers, Defros	204 624	938 522	4 285 046	21 472 773
8513101000	Miners Helmet Lamps	17 544	107 040	501 897	1 899 141
8513102000	Quarrymens Lamps	3	1 047	187	1 798
8513109000	Other Portable Electirc Lamps	1 120 846	6 755 464	2 351 393	15 261 451
8513901000	Part Of Portable Elect Lamp Of Miner'Shelmet Or Quarrymen'SLamp	0	66	0	2 311
8513903000	Parts Of Flashlights Reflectors; Switchsliders Of Plastics	16 168	93 015	47 925	308 759
8513909000	Oth Part Of Portable Elect Lamp Designed	148 833	680 158	283 753	1 475 658
8514100000	Resistance Heated Furnaces And Ovens	78 068	602 328	982 901	7 292 693

I.3. IMPOR MENURUT KOMODITI / IMPORT BY HS COMMODITY

\*\*\* JUNI/ JUNE 2014 \*\*\*

H S	Uraian Komoditi Commodity Description	Berat Bersih / Net Weight (Kg)		Nilai / Value C.I.F (US\$)	
		Bulan ini Current Month	Kumulatif Cum.Jan. to date	Bulan ini Current Month	Kumulatif Cum.Jan. to date
8514202000	Electric Furnaces Or Ovens For The Mnfrof Printed Circuit Board/ Ass	0	17 818	0	408 499
8514209000	Oth Furnaces/ Oven Function By Inductionor Dielectric Loss	328 084	1 535 541	1 841 614	9 705 790
8514302000	Oth Elect Furnace/ Oven For The Manufactrof Printed Circuit Board/ A:	0	100 675	0	2 666 516
8514309000	Other Furnaces And Ovens	58 093	4 320 675	1 260 550	10 319 554
8514400000	Oth Equipment For The Heat Treatment Ofmaterials By Induction/ Die	60 936	598 836	2 429 300	12 933 028
8514902000	Part Of Industrial/ Laboratory Electricfurnaces/ Oven For Manufact.Of	1 118	167 969	24 822	898 828
8514909000	Other Industrial/ Lab.Elec. Furnaces Andovens Incl.By Induction Or Die	799 081	1 959 069	1 894 389	7 398 986
8515110000	Soldering Irons And Guns	9 145	124 602	38 309	368 082
8515191000	Mach And App For Soldering Component Onpcb/ Printed Wiring Boarc	24 851	43 214	692 773	1 682 511
8515199000	Other Brazing/ Soldering Machines Andapparatus	58 419	303 505	771 932	5 854 467
8515210000	Mach And App For Resistance Welding Ofmetal, Fully Or Partly Automr	927 272	2 102 712	9 433 922	23 248 505
8515290000	Mach And App For Resistance Welding Ofmetal, Non-Automatic	145 992	744 377	667 187	5 257 260
8515310000	Mach And App For Arc Welding Of Metal, Fully Or Partly Automatic	59 106	583 275	569 492	4 704 986
8515391000	Ac Arc Welders, Transformer Type,Non- Automatic	13 803	220 132	126 037	1 064 543
8515399000	Oth Machine And Apparatus For Arcwelding Of Metals, Not Automati	272 498	1 447 649	1 049 400	9 080 127
8515801000	Electric Mach & App For Hot Spraying Of Metals/ Sntered Metal Carbi	11 616	78 060	93 013	741 841
8515809000	Oth Electric Mach & App For Hot Spraying Of Metals/ Sntered Metal C	87 625	311 731	759 743	4 339 933
8515901000	Parts Of Ac Arc Welder, Transformer Type	18 318	341 962	264 213	960 449
8515902000	Part Of Mach&App For Soldering Componenton Pcb/ Printed Wiring B	2 760	28 305	285 873	979 532
8515909000	Oth Electric Machines & Apparatus	192 954	934 419	4 083 490	14 121 124
8516101010	Water Dispenser Fitted W/ Solely Waterheater For Domestic Use	247 631	1 083 087	1 444 862	5 931 849
8516101090	Water Dispenser Fitted W/ Solely Waterheater For Other Use	438 578	1 284 333	2 842 326	8 697 902
8516103000	Electric Immersion Water Heaters	7 379	51 319	42 526	154 999
8516210000	Storage Heating Radiators	0	383	0	4 385
8516290000	Oth Electric Space Heating Apparatusand Electric Soil Heating Apparat	10 753	41 911	162 963	578 528
8516310000	Hair Dryers	27 820	90 347	283 620	978 996
8516320000	Other Hair-Dressing Apparatus	30 801	162 380	303 319	1 355 007
8516330000	Hand-Drying Apparatus	4 195	35 185	52 987	729 964
8516401000	Elect. Smoothing Irons Of Kind Designedto Use Steam From The Indus	10 227	41 348	17 156	226 150
8516409000	Other Electric Smoothing Irons	57 961	321 850	522 783	2 613 301
8516500000	Microwave Ovens	131 457	607 746	558 484	2 973 545
8516601000	Rice Cookers	1 246 147	6 166 894	6 216 269	29 041 244
8516609000	Oth Ovens; Cookers,Cooking Plates,Boiling Rings,Grillers & Roasters	277 575	1 008 697	1 238 031	4 721 783
8516710000	Coffee/Tea Makers	36 793	184 454	473 958	2 350 899
8516720000	Toasters	28 434	253 874	222 012	1 466 835
8516791000	Kettles	19 785	140 145	65 609	680 313
8516799000	Other Electro-Thermic Appliances	203 430	1 080 628	1 512 399	7 653 136
8516801000	Elect Heatin Resistor For Type-Foundingor Type-Setting Mach;For Indi	446	13 797	12 351	451 737
8516803000	Elect Heatin Resistor For Type-Founding/ Type-Setting Mach;For Dome	67 672	213 293	852 333	2 088 364
8516809000	Other Electric Heating Resistors	44 870	295 460	651 877	4 749 443
8516902100	Sealed Hotplates For Domestic Appliances	16 484	46 625	14 195	92 173
8516902900	Sealed Hotplates For Other Appliances	415 815	1 642 367	655 747	3 549 567
8516903000	Parts Of Electric Instantaneous/ Storaewater Heaters & Immersion H	125 130	728 110	403 677	2 029 272
8516904000	Part Of Electric Heatin Resstor For Typefounding/ Type-Setting Mach	331	4 228	4 116	51 693
8516909000	Oth Part Of Electric Heating Resstor Fortype-Founding/ Type-Setting M	492 474	2 428 711	4 639 198	21 867 666
8517110000	Line Telephone Set With Cordless Handset	6 914	21 527	200 741	718 584
8517120000	Telephones For Cellular Networksor For Other Wireless Networks	1 097 322	6 894 131	262 295 235	1 589 095 340
8517180000	Other Telephone Sets	9 328	159 659	483 923	3 576 168
8517610000	Base Stations	566 078	2 570 771	44 089 846	253 836 357
8517621000	Radio Transmitters/ Receivers For Simult.Interpretaion At Multiligual C	1 615	4 428	21 607	293 086
8517622100	Control & Adaptor Units, Incl. Gateways,Bridges And Routers	30 875	227 181	1 653 796	13 373 443
8517622900	Oth Control & Adaptor Units, Includinggateways,Bridges And Routers	13 323	122 536	1 678 401	19 512 549
8517623000	Telephonic Or Telegraphic Switchingapparatus	378	20 472	19 309	1 033 938
8517624100	Modems Including Cable Modemsand Modem Cards	12 904	154 729	1 335 151	11 221 681
8517624200	Concentrators Or Multiplexers	41 811	130 305	3 615 411	19 207 791
8517624900	Oth App For Carrier-Current Line Systemor For Digital Line Systems	21 414	89 002	6 590 295	53 694 855
8517625100	Wireless Lans	47 610	366 862	1 769 025	26 591 078
8517625200	Transmission/ Reception App For Simult.Interpretaion At Multiligual C	0	572	0	43 973
8517625300	Oth Transmission Apparatus For Radio-Telephony/ Radio-Telegraphy	62 529	549 500	11 494 021	276 049 864
8517625900	Oth Transmission App Incorporatingreception Apparatus; Others	1 248	6 153	487 499	1 764 823
8517626100	Oth Transmission Apparatus For Radio-Telephony/ Radio-Telegraphy	978	9 997	141 110	1 791 359
8517626900	Oth Transmission Apparatus For Radio-Telephony/ Radio-Telegraphy;	566	11 582	155 328	1 572 533
8517629100	Portable Receiver For Call,Alert/ Pagingand Paging Alert Devices, Incl.	0	1 013	0	112 683
8517629200	Portable Receiver For Radio-Telephonyor Radio-Telegraphy	0	175	0	1 011
8517629900	Other Portable Receivers	11 397	91 874	2 515 906	17 620 894
8517690000	Other Apparatus For Transmission Orreception Of Voices; Others	152 376	181 307	1 291 719	2 867 329
8517701000	Parts Of Control And Adaptor Unitsincluding Gateways, Bridges, Routi	4 768	95 373	784 048	10 655 616
8517702100	Parts Of Cellular Telephones	25 460	104 305	1 380 508	4 483 607

I.3. IMPOR MENURUT KOMODITI / IMPORT BY HS COMMODITY

\*\*\* JUNI/ JUNE 2014 \*\*\*

H S	Uraian Komoditi Commodity Description	Berat Bersih / Net Weight (Kg)		Nilai / Value C.I.F (US\$)	
		Bulan ini Current Month	Kumulatif Cum.Jan. to date	Bulan ini Current Month	Kumulatif Cum.Jan. to date
8517702900	Oth Parts Of Control And Adaptor Unitsincluding Gateways, Bridges, F	61 410	249 456	1 325 570	12 778 660
8517703100	Oth Pcb Of Goods For Line Telephonyor Line Telegraphy; Assembled	4 673	27 052	604 194	6 603 418
8517703200	Oth Pcb Of Goods For Radio-Telephonyor Radio-Telegraphy; Assemblk	0	2 272	0	178 157
8517703900	Oth Printed Circuit Board; Assembled	116 773	687 465	9 729 602	51 125 130
8517704000	Aerials/ Antennae Used W/ App. For Radio-Telephony Or Radio-Telegr	69 077	506 210	1 428 410	10 363 744
8517709100	Oth Aerials/ Antennae Of Goods For Linetelephony Or Line Telegraphy	2 927	27 870	237 810	1 975 897
8517709200	Oth Aerials/ Antennae Of Goods For Radio-Telephony Or Radio-Telegr	37 304	1 409 134	1 139 204	73 987 560
8517709900	Other Aerials Or Antennae	265 069	1 708 136	20 069 883	332 085 232
8518101100	Microphones Having A Frequency Rangeof 300 Hz To 3.4 Khz	1 169	11 252	72 266	464 541
8518101900	Other Microphones, Whether Or Notwith Their Stands	30 878	277 616	274 243	2 344 428
8518109000	Other Microphones	12 471	148 799	551 910	4 092 600
8518211000	Box Type Of Single Loudspeakers,Mounted In Their Enclosures	80 848	340 402	903 480	4 287 351
8518219000	Oth Type Of Single Loudspeakersmounted In Their Enclosures	102 787	518 460	699 741	2 783 069
8518221000	Box Type Of Multiple Loudspeakers,Mounted In Their Enclosures	117 154	750 916	447 388	3 658 700
8518229000	Oth Type Of Multiple Loudspeakersmounted In Their Enclosures	101 225	526 360	636 310	3 790 673
8518292000	Loudspeakers,Without Enclosure,Having A Freq 300 Hz To 3.4 Khz	20 315	192 697	117 171	1 025 655
8518299000	Oth Loudspeakers, Not Mounted Intheir Enclosure	588 955	3 676 696	3 319 626	20 187 448
8518301000	Headphones	27 266	153 784	368 771	2 410 114
8518302000	Earphones	48 870	185 370	316 407	1 527 652
8518304000	Line Telephone Handsets	835	1 935	33 234	44 128
8518305100	Oth Combined Microphone/ Speaker Set,For Cellular/Wireless Telephc	2 724	14 572	37 105	283 131
8518305900	Oth Combined Microphone/ Speaker Set,For Other Puprpuses	1 060	16 002	42 077	373 312
8518309000	Other Headphones And Earphones,Combined W/ Microphone/ Speake	17 640	157 025	285 809	1 970 052
8518402000	Audio-Freq Elec. Amplifier Used Asrepeaters In Line Telephony	646	2 025	8 114	34 316
8518403000	Audio-Freq Elec. Amplifier Used Asrepeaters In Oth Than Line Telephc	0	91	0	5 112
8518404000	Oth Audio-Freq Elec. Amplifier,Have 6 Ormore Input Signal Line	4 008	14 479	65 719	1 117 141
8518409000	Other Audio-Freq Elec. Amplifier	136 352	601 002	706 332	3 902 375
8518501000	Elec. Sound Ampli. Set Having Powerrating Of 240W Or More	8 422	24 389	41 168	106 301
8518502000	Oth Elec. Sound Amplifier W/ Loudspeaker50V <= Voltage Rating <= 1	538	1 619	18 245	72 116
8518509000	Oth Electric Sound Amplifier	59 156	188 754	309 686	1 166 857
8518901000	Part Of Microphone,Loudspeaker,Telephonehandset,Audio-Freq Elec.	234 207	1 872 512	727 098	4 569 022
8518902000	Part Of Oth Audio-Freq Elec. Amplifier,Have 6 Or More Input Signal Li	1	16 774	22	346 120
8518903000	Part Of Single/ Multiple Loudspeaker	129 862	924 177	236 992	2 209 725
8518904000	Part Of Oth Loudspeakers, Not Mounted Intheir Enclosure	76 028	185 832	75 093	231 828
8518909000	Part Of Oth Electric Sound Amplifier Set	1 219 304	5 691 420	7 106 095	30 392 981
8519201000	Coins Or Disc Operated Record Player	0	0	0	0
8519202000	Record Player Operated By Others	238	4 260	4 460	19 268
8519300000	Turntables (Record-Decks)	0	8	0	2 895
8519500000	Telephone Answering Machines	3	194	57	3 420
8519811000	Pocket Size Cassette Recorders,Dimensionnot Exceed 170 X 100 X 45	0	1 057	0	123 981
8519812000	Cassette Recorder,With Ampli/Loudspeakeroperating Only W/ Ext. So	80	84	7 726	7 798
8519813000	Compact Disc Player	2 140	35 033	38 307	397 356
8519814900	Transcribing Machines For Other Purposes	12 648	85 783	10 871	84 653
8519816100	Magnetic Tape Rcorde Incorp Sound Reprofor Cinematography Or Br	20	196	1 691	17 403
8519816900	Magnetic Tape Rcorde Incorp Sound Reprofor Other Puprpuses	0	21	0	1 600
8519817900	Oth Sound Reproducing App,Casette Type,For Other Puprpuses	106	7 349	983	221 798
8519819900	Oth Sound Recorder Suitable Forother Puprpuses	2 378	45 184	88 501	493 123
8519891100	Cinematographic Sound Reproducersfor Film Of A Width Of Less Than	0	2 598	0	62 076
8519892000	Record-Players With/ Without Loudspeakers	0	493	0	2 525
8519899000	Cinematographic Sound Reproducersfor Other Puprpuses	15 241	57 936	215 066	1 004 356
8521101000	Magnetic Tape-Type Used Incinematography Or Tv Broadcasting	0	2 476	0	67 702
8521109000	Magnetic Tape-Type Used In Other Purpose	0	270	0	10 868
8521901100	Laser Disc Player Used Incinematography Or Tv Broadcasting	0	9 373	0	147 644
8521901900	Laser Disc Player Used In Other Purpose	97 753	406 260	1 057 624	4 598 634
8521909100	Oth Magnetic Tape-Type Used Incinematography Or Tv Broadcasting	11 176	24 009	127 875	429 334
8521909900	Oth Magnetic Tape-Type Used Inother Puprpuses	142 836	605 838	2 946 194	13 883 860
8522100000	Pick-Up Cartridges	531	3 630	38 247	172 063
8522902000	Printed Circuit Board Assemblies Fortelephone Answering Machine	11	2 659	8 368	59 207
8522903000	Pcb Assemblies For Cinematographic Soundrecorders Or Reproducers	12 332	108 891	579 684	3 655 913
8522904000	Audio/Video Tapedecks And Compact Disomechanisms	287 733	1 653 334	3 997 930	20 868 710
8522905000	Audio/Video Reproduction Heads, Magnetictype; Magnetic Erasing Hc	10 531	24 332	134 222	512 700
8522909100	Oth Parts& Accessories Of Cinematographicsound Recorders/ Reprodu	8 440	90 516	167 875	1 281 331
8522909200	Oth Parts Of Telephone Answering Machine	6 872	46 222	40 460	231 410
8522909300	Oth Parts& Accessories For Sound/Audiorecording/ Reproducing (Mag	231 755	1 494 481	6 997 630	43 936 913
8522909900	Oth Parts& Accessories For Other Soundor Audio Recording/ Reproduc	274 060	1 285 392	7 227 352	49 520 930
8523211000	Magnetic Media Card,Incorporating Amagnetic Stripe; Unrecorded	13 715	41 361	50 473	914 164
8523219000	Magnetic Media Card,Incorporating Amagnetic Stripe; Recorded	2 827	14 245	351 229	3 418 921
8523291100	Magnetic Computer Tapes,Width <= 4Mm;Unrecorded	109	1 880	205	17 839

I.3. IM POR M ENURUT KOM ODITI / IM PORT BY HS COM M ODITY

\*\*\* JUNI/ JUNE 2014 \*\*\*

H S	Uraian Komoditi Commodity Description	Berat Bersih / Net Weight (Kg)		Nilai / Value C.I.F (US\$)	
		Bulan ini Current Month	Kumulatif Cum.Jan. to date	Bulan ini Current Month	Kumulatif Cum.Jan. to date
8523291900	Other Magnetic Tapes,Width <= 4Mm;Unrecorded	12	1 482	281	45 135
8523292100	Magnetic Video Tapes, Width <= 4Mm;Recorded	2 613	21 170	3 872	25 839
8523292900	Magnetic Tapes (Oth Than Video Tapes)Width <= 4Mm; Recorded	121	630	4 740	31 006
8523293100	Magnetic Computer Tapes,4Mm<Width<=6,5Mm;Unrecorded	2	62	335	4 079
8523293300	Magnetic Video Tapes,4Mm<Width<=6,5Mm;Unrecorded	0	53 798	0	121 516
8523293900	Other Magnetic Tapes,4Mm<Width<=6,5Mm;Unrecorded	892	3 680	20 124	258 714
8523294100	Magnetic Computer Tapes,4Mm<Width<=6,5Mm;Recorded	2	8	35	205
8523294200	Magnetic Tapes, 4Mm<Width<=6,5Mm;Recorded,For Cinematograph	4	5	2 432	2 449
8523294300	Oth Magnetic Video Tapes, 4Mm<Width<=6,5Mm;Recorded	0	16	0	2 614
8523294900	Oth Magnetic Computer Tapes,4Mm<Width<= 6,5Mm;Unrecorded	913	2 291	7 188	47 439
8523295100	Magnetic Computer Tapes,Width > 6,5Mm;Unrecorded	152	1 027	24 803	110 018
8523295200	Magnetic Video Tapes,Width > 6,5Mmunrecorded	322	2 056	5 711	9 713
8523295900	Oth Magnetic Tapes, Width > 6,5Mmunrecorded	6 289	73 300	50 648	483 777
8523296100	Magnetic Tapes Width >6,5Mm;Recordedfor Storage Media	1	1 775	262	13 049
8523296200	Magnetic Tapes Width >6,5Mm;Recordedfor Cinematography	0	8	0	1 718
8523296300	Oth Magnetic Video Tapes, Width > 6,5Mm;Recorded	0	136	0	334
8523296900	Oth Magnetic Tapes, Width > 6,5Mm;Recorded, For Other Purposes	8 646	18 232	13 404	36 198
8523297100	Computer Hard Disc And Diskette;Unrecorded	3	162 268	761	334 412
8523297900	Other Magnetic Discs; Unrecorded	15	127	4 181	7 795
8523298100	Magnetic Disc For Reproducing Phenomenanot Sound/ Image For Corr	20	68 477	2 853	185 246
8523298300	Oth Magnetic Disc Reproducing Represent.By Means Of An Auto. Dat;	0	1	0	4 390
8523298490	Other Cinematographic Films;Magnetic	0	3	0	33
8523299100	Magnetic Media Oth Than Disc Forcomputer Use;Unrecorded	2 634	7 441	219 111	272 455
8523299200	Magnetic Media Oth Than Disc Foroth Than Computer Use;Unrecorde	1	8	73	2 210
8523299300	Magnetic Media Oth Than Disc Forcomputer Use;Recorded	151	40 718	4 217	1 120 681
8523299400	Magnetic Media Oth Than Disc Foroth Than Computer Use;Recorded	19	941	17	441
8523299500	Oth Magnetic Media Reprod. Sound/ Imageproprietary Format Storag	0	6 349	0	13 014
8523299900	Other Magnetic Media (Not Disc)	3 390	32 385	60 282	585 411
8523411000	Optical Media, Unrecorded, Forcomputer Use	12 150	181 515	32 400	726 860
8523419000	Optical Media, Unrecorded, Forother Use	0	13	0	3 637
8523491100	Disc For Laser Reading Systems Forreproducing Phenomena Not Soun	0	179	0	27 335
8523491200	Educational, Technical, Scientific,Historical/ Cultural Disc;Sound Only	2	30	968	7 204
8523491300	Other Kind Of Disc; Sound Only	4	14	3 048	114 345
8523491400	Disc For Laser Reading System For Repro.Represent. Of Instruct,Data,;	644	5 252	382 352	6 871 968
8523491910	Cinematographic Film Oth Than Newsreel,Travelogues,And Oth Doc. f	1	85	3 138	49 283
8523491990	Other Cinematographic Films;Optical	41	374	21 397	103 260
8523499300	Oth Disc For Laser Reading Systems Forreproducing Others	0	1	0	12
8523499900	Oth Disc For Laser Reading Systems	860	3 968	142 566	545 333
8523511100	Solid-State Non-Volatile Storage Devicesuitable For Computer Use;U	20 798	96 299	67 243	289 361
8523511900	Solid-State Non-Volatile Storage Devicesfor Other Use;Unrecorded	1 862	18 919	40 298	787 174
8523512100	Solid-State Non-Volatile Storage Devicesuitable For Computer Use;R	9 398	54 380	4 677 807	17 347 878
8523512900	Solid-State Non-Volatile Storage Devicesfor Other Use;Recorded	185	948	3 646	17 116
8523513000	Solid-State Non-Volatile Storage Devicesfor Repro. Data,Sound/ Image	40	3 192	49 608	4 608 808
8523519010	Cinematographic Film Oth Than Newsreel,And Oth Doc. Films;Semico	0	29	0	2 113
8523519090	Other Cinematographic Film;Semiconductor	64	2 306	33 253	507 728
8523520000	"Smart Cards"	66 244	390 862	3 360 255	22 367 752
8523591000	Proximity Cards And Tags;Semiconductor	2 009	13 440	32 382	204 358
8523592100	Oth Semiconductor Media,Unrecorded,Suitable For Computer Use	2	355	3 790	7 543
8523592900	Oth Semiconductor Media,Unrecorded,For Other Use	648	6 827	3 609	98 973
8523593000	Oth Semiconductor Media,Recordedreproducing Phenomena Not Sou	0	1	0	180
8523594000	Oth Semiconductor Media,Recordedreproducing Others	55	129	30 112	125 970
8523599000	Other Semiconductor Media	8	817	2 685	77 743
8523805100	Oth Solid-State Non-Volatil Storage Dev.;Unrecorded,For Computer U	1 146	10 693	337 126	4 349 196
8523805900	Oth Solid-State Non-Volatil Storage Dev.;Unrecorded,For Other Use	0	30	0	1 932
8523809100	Oth Solid-State Non-Volatil Storage Dev.;Recorded,Reprod. Not Sounc	0	74	0	710
8523809200	Oth Solid-State Non-Volatil Storage Dev.;Recorded,Reproducing Othe	11 638	54 799	31 686	460 144
8523809900	Other Solid-State Non-Volatilestorage Device	1 008	3 685	34 227	109 904
8525500000	Transmission Apparatus	1 811	9 638	460 207	2 343 272
8525600000	Transmission Apparatus Incorporatingreception Apparatus	3 519	48 427	282 883	21 776 699
8525801000	Web Cameras	10 449	88 753	465 063	2 068 055
8525803100	Video Camera Recorders,Used Inbroadcasting	1 381	8 290	10 590	148 582
8525803900	Video Camera Recorders,Used Inother Purposes	38 601	199 909	1 094 338	5 819 775
8525804000	Television Camera	8 160	87 456	199 596	2 332 208
8525805010	Pocket Camera	43 807	294 283	1 936 584	11 876 951
8525805020	Dslr Camera	2 878	46 533	692 164	7 232 973
8525805090	Other Digital Cameras	40 428	176 766	761 030	4 755 656
8526101000	Radar App.,Ground Based,Use In Civilaircraft,Used Solely On Sea-Goir	17 774	32 538	2 721 649	3 722 511
8526109000	Other Radar Apparatus	7 437	55 924	140 495	3 901 437



I.3. IMPOR MENURUT KOMODITI / IMPORT BY HS COMMODITY

\*\*\* JUNI/ JUNE 2014 \*\*\*

H S	Uraian Komoditi Commodity Description	Berat Bersih / Net Weight (Kg)		Nilai / Value C.I.F (US\$)	
		Bulan ini Current Month	Kumulatif Cum.Jan. to date	Bulan ini Current Month	Kumulatif Cum.Jan. to date
8526911000	Radio Navigational Aid App.,Use In Civilaircraft,Used Solely On Sea-Gc	3 171	13 022	165 711	882 980
8526919000	Other Radio Navigational Aid Apparatus	4 150	16 696	447 160	1 985 050
8526920000	Radio Remote Control Apparatus	15 216	159 454	683 017	3 751 692
8527131000	Oth Radio Broadcast Receiver Combined W/ Sound Recording/Reprod	26 912	84 286	203 663	620 879
8527139000	Oth Radio Broadcast Receiver Combined W/ Sound Recording/Reprod	51	19 970	4 766	245 223
8527191100	Portable Reception App Capable Of Planmanage&Monitor The Electrc	0	20 150	0	23 926
8527191900	Reception App Capable Of Plan,Manage&Monitor Electromag Spectru	34	8 663	4 427	61 636
8527199100	Oth Reception App.:Portable	0	17 070	0	25 194
8527199900	Oth Reception App.:Not Portable	0	258	0	13 113
8527210000	Radio-Broadcast Receiver,Use Ext Sourcepower Combined With Soun	115 406	539 081	6 092 750	30 856 473
8527290000	Radio-Broadcast Receiver,Use Ext Sourcepower Not Combined With S	16 881	124 375	486 607	4 202 324
8527911000	Oth Radio-Broadcast Receiver,Ext Sourcepower Combined W/ Sound	0	1 116	0	24 468
8527919000	Oth Radio-Broadcast Receiver,Ext Sourcepower Comb. W/ Sound Rec	104 078	392 724	917 260	3 943 889
8527921000	Oth Radio-Broadcast Receiver,Ext Sourcepower Combined W/ A Clock	687	4 382	11 290	65 303
8527929100	Oth Radio-Broadcast Receiver;Not Portablecomb. W/ A Clock,Mains O	5	1 040	117	33 034
8527929900	Oth Radio-Broadcast Receiver;Not Portablecomb. W/ A Clock,Operate	0	164	0	6 406
8527991000	Oth Radio-Broadcast Receiver,Ext Sourcepower Combined W/ Others	0	1	0	936
8527999100	Oth Radio-Broadcast Receiver;Not Portablecomb. W/ Others,Mains O	356	12 629	3 776	169 744
8527999900	Oth Radio-Broadcast Receiver;Not Portablecomb. W/ Others,Operate	6	801	3 273	35 631
8528411000	Colors Cathode-Ray Tube Monitor,Used Inautomatic Data Processing	0	2 971	0	88 197
8528412000	B/W Cathode-Ray Tube Monitor,Used Inautomatic Data Processing Sy	0	5 677	0	19 177
8528491000	Oth Color Cathode-Ray Tube Monitor,Usedin Automatic Data Process	387	1 765	17 644	137 756
8528492000	Oth B/W Cathode-Ray Tube Monitor,Usedin Automatic Data Processi	55	1 141	12 367	102 879
8528511000	Projection Type Flat Panel Display Unitused In Automatic Data Proces	29 205	123 339	815 404	3 177 621
8528512000	Oth Projection Type Flat Panel Displayunits, Color	295 919	1 449 271	3 992 909	25 398 465
8528513000	Oth Projection Type Flat Panel Displayunits, B/W	84	12 909	2 729	346 631
8528591000	Other Monitor, Colour	48 318	246 024	1 927 477	12 481 504
8528592000	Other Monitor, B/W	148 349	359 209	141 945	551 350
8528611000	Projector,Flat Panel Display Type Use Inautomatic Data Processing Sys	12 031	29 176	442 687	1 666 500
8528619000	Oth Projector,Flat Panel Display Type,Used In Automatic Data Process	19 677	85 259	639 189	7 689 466
8528691000	Oth Projector,Have Capability Ofprojecting On A Screen >=300 Inches	20	467	7 415	39 326
8528699000	Oth Projector,Have Capability Ofprojecting On A Screen <300 Inches	2 588	29 144	104 371	854 333
8528711100	Set Top Box Which Have A Communicationfunctions, Mains Operated	1 156	15 189	23 685	1 403 529
8528711900	Set Top Box Which Have A Communicationfunctions, Operated By Oth	2 428	20 963	66 795	479 620
8528719100	Oth Set Top Box, Have A Communicationfunctions, Mains Operated	138 925	561 423	298 178	1 159 196
8528719900	Oth Set Top Box, Have A Communicationfunctions, Operated By Othe	8 179	8 611	14 739	55 048
8528721000	Oth Reception App. For Tv,Colour,Battery Operated	160	995	911	10 938
8528729100	Cathode-Ray Tube Type	36 143	82 296	47 818	121 380
8528729200	Lcd,Led,And Oth Flat Panel Display Type	760 366	4 085 368	20 774 300	96 392 166
8528729900	Oth Reception App. For Tv,Colour,Not Battery Operated	2 923	26 298	75 758	698 504
8528730000	Oth Reception Apparatus For Tv, B/W	6	385	5 723	33 879
8529102100	Parabolic Aerial Reflector Dishes For Tvreception	981 491	5 185 232	2 427 294	15 655 577
8529102900	Oth Parabolic Aerial Reflector Dish Fortv Reception	414 578	880 063	896 482	3 226 486
8529103000	Telescopic, Rabbit & Dipole Antennae Fortv Or Radio Receivers	100 858	577 683	655 862	5 649 953
8529104000	Aerial Filters And Separators	51 881	255 425	583 539	3 559 666
8529106000	Feed Horns (Wave Guide)	167 252	654 580	548 036	2 261 504
8529109200	Oth Aerials&Aerials Reflector,Used Withtransmission App. For Radio-I	394 871	2 301 546	837 750	3 864 395
8529109900	Oth Aerials&Aerials Reflector,Used Withtransmission App. For Oth Pu	49 990	175 909	230 851	15 886 054
8529902000	Part Of Decoder For Use W/ Transmission,Radar&Reception App. ,Mo	93 124	671 397	443 156	4 311 370
8529904000	Part Of Digital/ Video Camera,Use Withtrans.,Radar&Recept. App.,Mo	15 166	92 770	608 121	2 529 817
8529905100	Oth Printed Circuit Board; Assembled,For Transmission Apparatus	137	1 246	13 498	92 517
8529905200	Oth Printed Circuit Board; Assembled,For Radio-Broadcast Receiver	43 192	270 665	338 976	1 943 932
8529905300	Oth Printed Circuit Board; Assembled,For Flat Panel Display Monitor/I	244 085	1 018 153	4 530 874	27 877 630
8529905400	Oth Printed Circuit Board; Assembled,For Tv Receivers	106 049	900 135	2 308 128	19 661 223
8529905500	Oth Printed Circuit Board; Assembled,For Other Monitor/Projector	639	20 786	15 131	259 666
8529905900	Oth Printed Circuit Board; Assembled,For Other Goods	158 765	1 249 569	19 181 599	128 676 654
8529909100	Oth Printed Circuit Board;Not Assembled,For Television Receivers	371 657	2 225 563	18 413 900	106 166 268
8529909400	Oth Printed Circuit Board;Not Assembled,For Flat Panel Display	1 949 894	7 948 747	57 974 288	239 488 527
8529909900	Oth Printed Circuit Board;Not Assembled,For Other Goods	403 134	2 313 012	5 601 709	26 874 417
8530100000	Equipment For Railways And Tramways	20 645	22 021	3 158 669	3 513 980
8530800000	Equipment For Roads,Inland Waterways,Parking Facility,Port Install./I	17 089	74 411	375 163	1 876 527
8530900000	Part Of Equipment Railways,Tramways,Road,Waterway,Parking Facilit	3 873	37 011	110 759	758 516
8531101000	Burglar Alarms	8 302	44 927	57 571	589 906
8531102000	Fire Alarms	7 343	103 421	284 246	2 437 465
8531103000	Smoke Alarms;Portable Personal Alarm(Shrill Alarm)	9 599	34 046	72 516	600 721
8531109000	Other Alarms And Similar Apparatus	80 940	346 324	2 012 778	9 317 717
8531200000	Indicator Panel Incorporating Lcd/Led	37 883	746 967	2 768 981	32 789 916
8531801100	Door Bells And Other Door Soundsignalling Apparatus	17 250	35 957	27 852	245 370

**I.3. IMPOR MENURUT KOMODITI / IMPORT BY HS COMMODITY**

\*\*\* JUNI/ JUNE 2014 \*\*\*

H S	Uraian Komoditi Commodity Description	Berat Bersih / Net Weight (Kg)		Nilai / Value C.I.F (US\$)	
		Bulan ini Current Month	Kumulatif Cum.Jan. to date	Bulan ini Current Month	Kumulatif Cum.Jan. to date
8531801900	Other Electronic Bells And Soundsignalling Apparatus	23 337	98 168	468 347	3 126 771
8531802100	Vacuum Fluorescent Display Panels	27	403	2 815	9 398
8531802900	Oth Flat Panel Displays (Includingelectroluminescence,Plasma,&Oth T	6 403	39 200	120 695	1 468 985
8531809000	Other Electric Sound/ Visual Signallingapparatus	21 342	119 366	437 699	1 821 837
8531901000	Part Of Panel Indicator,Electric Sound/ Visual Signalling App,Flat Panel	4 629	37 227	199 598	2 008 145
8531902000	Part Of Door Bell/ Other Door Soundsignalling Apparatus	5	538	390	15 923
8531903000	Part Of Other Bells/ Sound Signallingapparatus	974	3 128	26 432	95 790
8531909000	Part Of Other Electric Sound Or Visualsignalling Apparatus	24 070	130 061	537 209	4 029 586
8532100000	Fixed Capacitor Desgned For Use In 50/60Hz Circuit, Reactive Power >	99 815	599 245	2 325 320	12 984 230
8532210000	Tantalum	3 867	34 885	384 178	2 257 644
8532220000	Aluminium Electrolytic	120 095	685 062	3 616 015	18 913 066
8532230000	Ceramic Dielectric,Single Layer	9 723	323 425	642 494	8 927 416
8532240000	Ceramic Dielectric,Multi Layer	41 578	411 623	2 424 599	16 659 805
8532250000	Dielectric Of Paper Or Plastic	23 554	169 176	322 086	1 938 877
8532290000	Other Fixed Capacitor	206 028	1 877 643	4 374 924	34 784 466
8532300000	Variable/ Adjustable (Pre-Set) Capacitors	22 662	185 195	778 035	6 084 290
8532900000	Parts Of Fixed Electrical Capasitor	123 726	1 297 307	3 891 146	26 585 167
8533101000	Fixed Carbon Resistors, Composition/ Filmtype; Surface Mounted	12 386	90 689	811 076	4 952 210
8533109000	Fixed Carbon Resistors, Composition/ Filmtype; Not Surface Mounted	41 524	390 655	2 125 836	13 215 081
8533210000	Oth Fixed Resistors For A Power Handlingcapacity Not Exceeding 20W	36 811	216 856	2 558 622	10 287 916
8533290000	Oth Fixed Resistors For A Power Handlingcapacity Exceeding 20W	38 893	244 919	1 597 672	14 577 985
8533310000	Wirewound Variable Resistors, Rheostats,For A Power Handling Capar	538	1 489	8 856	51 876
8533390000	Wirewound Variable Resistors, Rheostats,For A Power Handling Capar	12 842	74 566	177 414	1 162 254
8533400000	Other Variable Resistors, Includingrheostats And Potentiometers	54 968	282 858	1 667 295	9 592 134
8533900000	Parts Of Fixed Resistors	121 292	813 867	4 852 258	34 450 948
8534001000	Printed Circuits, Single-Sided	111 448	708 566	3 097 962	19 848 004
8534002000	Printed Circuits, Double-Sided	25 342	162 157	1 714 865	17 759 530
8534003000	Printed Circuits, Multi-Layer	27 243	172 329	1 224 994	7 372 521
8534009000	Other Printed Circuits	516 767	3 654 984	22 253 949	142 536 841
8535100000	Fuses, For A Voltage > 1000V	48 325	342 242	300 357	6 592 714
8535211000	Automatic Circuit Breakers For A Voltage< 72,5 Kv; Moulded Case Typ	4 847	28 691	53 426	547 871
8535219000	Automatic Circuit Breakers For A Voltage< 72,5 Kv; Other Type	112 853	613 972	2 472 865	13 212 890
8535290000	Automatic Circuit Breakers For A Voltage>= 72,5 Kv	121 247	611 220	1 151 391	12 812 800
8535301100	Disconnecter Having A Voltage < 36 Kv	357	4 267	66 312	455 131
8535301900	Disconnecter Having A Voltage >= 36 Kv	34 346	227 758	669 451	2 441 868
8535302000	Isolating Switch& Make-And-Break Switchfor A Voltage Of >= 66 Kv	52 677	111 524	353 508	1 093 432
8535309000	Isolating Switch& Make-And-Break Switchfor A Voltage Of < 66 Kv	36 357	681 763	722 099	7 712 130
8535400000	Lightning Arresters,Voltage Limiters Andsurge Suppressors	33 273	261 850	667 840	4 250 518
8535901000	Bushing And Tap Changer Assemblies For Electricity Distrib/ Power Tra	61 610	224 864	2 468 327	8 129 637
8535909000	Oth Bushing And Tap Changer Assembl. For Electricity Distrib/Power T	230 879	1 428 829	7 133 574	23 982 085
8536101100	Thermal Fuses Glass Type For Use Inelectric Fans	8 991	39 528	240 085	1 342 991
8536101200	Thermal Fuses Glass Type For Use Inothers, For A Current Of Less Tha	1 424	26 783	52 338	502 169
8536101300	Fuse Blocks,Of A Kind Used For Motorvehicles	4 991	33 773	128 811	842 519
8536101900	Oth Thermal Fuses Glass Type	84 381	637 125	702 054	10 346 147
8536109100	Oth Fuses For Use In Electric Fans	7 738	39 682	109 594	805 227
8536109200	Oth Fuses For Use In Other,For A Currentof Less Than 16 A	443	2 403	19 283	135 297
8536109300	Oth Fuse Blocks,Of A Kind Used For Motorvehicles	17 636	124 557	365 004	2 575 595
8536109900	Other Fuses	93 605	576 378	2 109 298	14 525 627
8536201100	Automatic Circuit Breaker;Moulded Case,For A Current Of Less Than 1	10 400	17 060	131 564	922 173
8536201200	Automatic Circuit Breaker;Moulded Case,For A Current >16A But <=3;	2 104	23 005	2 786	73 826
8536201300	Automatic Circuit Breaker;Moulded Case,For A Current >32A But <=10	0	7 768	0	121 866
8536201900	Automatic Circuit Breaker;Moulded Case,For A Current >1000A	182 332	354 828	688 402	4 041 653
8536202000	Automatic Circuit Incorporated Intoelectro-Thermic Domestic Applian	29	447	1 790	8 934
8536209100	Automatic Circuit Incorporated Into Oth,A Current < 16A	395	83 921	16 189	1 094 323
8536209900	Automatic Circuit Incorporated Into Oth,A Current >= 16A	409 387	877 416	2 726 787	13 567 609
8536301000	Lightning Arresters For Protectingelectrical Circuits	10 950	61 064	227 911	1 053 352
8536302000	Electrical Circuit Protector Used Inradio Equipment/ Electric Fans	302	9 129	5 089	44 790
8536309000	Oth Apparatus For Protecting Electricalcircuits	61 813	408 604	1 750 820	12 058 980
8536411000	Digital Relays,Voltage <= 60V	9 845	227 210	375 653	4 821 589
8536413000	Relays Used In Electric Fans,Voltage <= 60V	25	25	1 744	1 744
8536414000	Oth Relays,Voltage <= 60V,A Current <16A	472	3 661	6 149	35 752
8536419000	Relays Used In Other Equipment,Voltage <= 60V	103 863	525 360	1 829 941	11 737 359
8536491000	Digital Relays,Voltage > 60V	3 683	30 485	84 609	1 506 524
8536499000	Other Relays,Voltage > 60V	567 570	1 270 950	3 899 854	23 722 760
8536502000	Over-Current And Residual-Currentautomatic Switches	69 265	337 671	951 600	5 976 213
8536503200	High Inrush Switch Used In Electric Fansor Radio Equipment	19 574	55 679	116 358	504 964
8536503300	High Inrush Switch,Of A Rated Currentcarrying Capacity < 16A	1 247	13 738	21 780	186 823
8536503900	Other High Inrush Switches	129 341	753 904	2 336 823	13 454 958

I.3. IMPOR MENURUT KOMODITI / IMPORT BY HS COMMODITY

\*\*\* JUNI/ JUNE 2014 \*\*\*

H S	Uraian Komoditi Commodity Description	Berat Bersih / Net Weight (Kg)		Nilai / Value C.I.F (US\$)	
		Bulan ini Current Month	Kumulatif Cum.Jan. to date	Bulan ini Current Month	Kumulatif Cum.Jan. to date
8536504000	Miniature Switches For Rice Cookers or Oven Toasters	198	309	7 080	8 339
8536505100	Electronic Ac Switch,Voltage<=1000V,For A Current < 16A	29 040	133 675	334 389	1 618 265
8536505900	Electronic Ac Switch,Voltage<=1000V,For A Current >= 16A	44 809	180 500	782 046	3 715 939
8536506100	Make&Break Switch Used In Domestic elec. Wiring,<=500V,For A Curr	18 710	149 956	139 858	697 711
8536506900	Make&Break Switch Used In Domestic elec. Wiring,<=500V,For A Curr	11 057	79 873	442 689	2 864 885
8536509200	Oth Make&Break Switch Used In Domestic elec. Wiring,>500V,Use In E	2 386	16 380	11 365	188 180
8536509500	Oth Make&Break Switch,>500V,Startersfor Electric Motors Or Fuse Sw	8 360	54 696	311 039	1 572 245
8536509900	Oth Make&Break Switch,>500V	414 652	2 235 541	7 974 114	52 022 422
8536611000	Lamp Holder Used For Compact Lamps Orhalogen Lamps	28 892	73 213	61 304	324 745
8536619100	Lamp Holder Used For Oth Lamps,A Current < 16A	20 461	97 018	51 292	243 463
8536619900	Lamp Holder Used For Oth Lamps,A Current >= 16A	109 233	535 688	220 519	1 290 794
8536691200	Telephone Plugs For A Current < 16A	5 908	58 470	111 191	740 403
8536691900	Telephone Plugs For A Current <= 16A	25 195	193 467	922 514	5 510 828
8536692200	Audio/Video & Cathode Ray Tube Socketfor Tv/Radio Receiver,A Curr	1 364	18 621	7 385	174 009
8536692900	Audio/Video & Cathode Ray Tube Socketfor Tv/Radio Receiver,A Curr	60 744	472 418	418 609	4 477 854
8536693200	Socket & Plug For Co-Axial Cable&Printedcircuits,For A Current < 16A	2 286	31 851	5 870	205 192
8536693900	Socket & Plug For Co-Axial Cable&Printedcircuits,For A Current >= 16A	144 196	682 755	925 645	5 737 658
8536699200	Oth Socket&Plug, For A Current < 16A	42 731	134 503	106 072	611 064
8536699900	Oth Socket&Plug, For A Current >= 16A	11 495	234 243	359 877	3 018 858
8536701000	Connector For Optical Fibres,Opt. Fibresbundles Or Cables;Ceramics	3 853	7 571	54 229	185 359
8536702000	Connector For Optical Fibres,Opt. Fibresbundles Or Cables;Copper	10 063	53 906	488 179	2 710 216
8536709000	Oth Connector For Optical Fibres,Opticalfibres Bundles Or Cables	73 077	608 913	2 403 565	18 922 175
8536901200	Connection&Contact Elements For Wires&Cables;Wafer Probers;Curr	53 402	252 248	983 316	5 183 469
8536901900	Connection&Contact Elements For Wires&Cables;Wafer Probers;Curr	471 096	2 324 559	12 987 792	66 243 514
8536902200	Junction Boxes,For A Current < 16A	81	1 025	21 005	102 875
8536902900	Junction Boxes,For A Current >= 16A	163 616	1 072 268	3 849 965	24 943 816
8536903200	Cable Connector,Connector/Adaptor Forco-Axial Cable,Commutator,C	24 220	110 443	714 422	2 828 221
8536903900	Cable Connector,Connector/Adaptor Forco-Axial Cable,Commutator,C	550 301	3 463 210	14 212 496	107 959 739
8536909300	Telephone Patch Panels	3 924	22 123	86 608	356 773
8536909400	Oth Cable Connector,For A Current < 16A	8 573	82 446	309 978	2 944 603
8536909900	Oth Cable Connector,For A Current >= 16A	794 158	4 786 717	21 279 863	115 024 630
8537101100	Control Panel Use In Distributed Controlsystem;Voltage<1000V	56 671	570 185	1 170 604	22 179 539
8537101200	Control Panel Fitted W/ A Programmableprocessor;Voltage<1000V	16 229	130 866	791 925	2 410 235
8537101300	Control Panel For Ac,Refrig.,Wash. Mach.,Vacuum Cleaner,Mixer,Wat	18 421	270 779	136 153	1 096 697
8537101900	Other Control Panel	392 191	1 651 326	3 873 760	23 090 199
8537102000	Distribution Board Used W/ Auto. Dataprocess. Mach.,Telp Sets,Trans	111 791	1 292 626	2 691 839	16 963 340
8537103000	Programmable Logic Controllers For Auto-Mach For Trans. For Semicc	14 605	195 301	901 632	8 410 763
8537109100	Switchboard Used In Radio Equipmentor Electric Fans	26 486	269 729	538 195	7 790 355
8537109200	Switchboard Use In Distributed Controlsystems	30 113	52 060	284 626	1 353 010
8537109900	Switchboard Use For Other Prposes	563 077	2 270 206	9 606 396	40 235 085
8537201100	Switchboards Incorp. Elect Instrum Forbreak,Connect/Protect Elect Ci	203	128 452	671	2 464 630
8537201900	Switchboards Incorp. Elect Instrum Forbreak,Connect/Protect Elect Ci	409 384	1 420 481	1 681 537	18 312 136
8537202100	Control Panels Incorp. Elect Instrum Forbreak,Connect/Protect Elect C	44 341	78 474	341 311	1 205 756
8537202900	Control Panels Incorp. Elect Instrum Forbreak,Connect/Protect Elect C	120 383	727 942	1 352 392	8 687 822
8537209000	Oth Board For Elect. Control For Voltage> 1000 Volt	387 268	4 267 279	6 690 160	63 348 511
8538101100	Parts Of Programmable Logic Controllers,<=1000V;For Smiconductor I	340	7 899	9 842	245 061
8538101200	Oth Part Of Programable Logic Controllerused In Radio Equipment,<=	131	417	2 527	10 029
8538101900	Oth Part Of Programmable Logic Controllerused In Other Equipment, <=	115 066	397 218	834 415	4 407 462
8538102100	Parts Of Programmable Logic Controllers,>1000V;For Smiconductor D	3 421	22 543	207 958	859 267
8538102200	Oth Part Of Programable Logic Controllerused In Radio Equipment,>1	0	312	0	4 071
8538102900	Oth Part Of Programable Logic Controllerused In Other Equipment, >1	40 297	232 807	277 828	2 211 908
8538901100	Part Incl. Printed Circuit Assmbles Of telp Plug;Connect&Contact; <=1	52 688	224 341	2 273 922	16 101 076
8538901200	Part Of Switch,Socket&Plug For Coaxialcable,And Oth Apparatus, <=1	112 851	638 390	2 295 864	16 255 174
8538901300	Part Of Distribution Boards, <=1000V	3 927	14 113	5 236	114 365
8538901900	Oth Part Of Electric Switch,Socket&Plug,<= 1000V	200 921	1 223 426	3 882 175	20 907 061
8538902100	Part Incl. Printed Circuit Assmbles Of telp Plug;Connect&Contact; >10	2 464	12 754	32 882	537 023
8538902900	Oth Part Incl. Printed Circuit Assmblesof Telp Plug;Connect&Contact;	1 726 044	3 406 031	10 288 858	59 025 367
8539101000	Sealed Beam Lamp Units Formotor Vehicles	84 579	427 903	875 167	4 049 713
8539109000	Sealed Beam Lamp Units For Others	16 300	135 332	138 125	943 615
8539212000	Tungsten Halogen Used In Medicaequipment	11	24	2 477	4 491
8539213000	Tungsten Halogen Used For Motorvehicles	91 136	608 651	1 552 387	8 368 793
8539214000	Other Reflector Lamp Bulbs Of Tungstenhalogen	1 279	16 988	20 050	205 917
8539219000	Other Tungsten Halogen	27 440	129 013	1 163 595	5 299 421
8539222000	Oth Filament Lamp,Not Tungsten Halogen,Pwer<=200W & >100V,For	0	10	0	1 622
8539223000	Oth Reflector Lamp Bulbs,Not Tungstenhalogen, Power <=200W & Vo	3 217	28 083	62 333	449 839
8539229000	Oth Filament Lamp,Not Tungsten Halogen,Power<=200W & Voltage>	109 049	527 442	385 901	2 263 947
8539291000	Other Filament Lamps, Excl Uv/Infraredlamps,For Medical Equipment	415	3 091	8 612	155 119
8539292000	Other Filament Lamps, Excl Uv/Infraredlamps,For Motor Vehicles	145 957	732 675	2 924 875	14 110 368

I.3. IMPOR MENURUT KOMODITI / IMPORT BY HS COMMODITY

\*\*\* JUNI/ JUNE 2014 \*\*\*

HS	Uraian Komoditi Commodity Description	Berat Bersih / Net Weight (Kg)		Nilai / Value C.I.F (US\$)	
		Bulan ini Current Month	Kumulatif Cum.Jan. to date	Bulan ini Current Month	Kumulatif Cum.Jan. to date
8539293000	Other Reflector Lamp Bulbs,Excl Uv/Infrared Lamps,For Oth Purposed	30 644	99 047	372 081	1 079 383
8539294100	Flashlight Bulb;Miniature Indicator Bulb, Rated <=2,25V, For Medical E	82	121	4 239	8 831
8539294900	Flashlight Bulb;Miniature Indicator Bulb, Rated <=2,25V, For Other Pur	6 764	19 770	170 996	338 856
8539295000	Oth Filament Lamp Excl Uv/ Infrared Lamp, Capacity >200W & <=300W	12 839	18 326	69 610	80 828
8539296000	Oth Filament Lamp Excl Uv/ Infrared Lamp, Capacity <=200W, Voltage	705	6 842	26 036	250 840
8539299000	Other Filament Lamps, Excluding Uv Orinfra-Red Lamps	116 858	706 057	648 893	4 012 968
8539311000	Tubes For Compact Fluorescent Lamps Offluorecent, Hot Cathode, No	140 436	459 298	655 116	2 774 052
8539319010	Tube Lamps Of Fluorecent, Hot Cathode,Not Uv Lamps	36 503	293 141	203 163	1 617 997
8539319020	Compact Fluorescent Lamps Of Fluorecent, Hot Cathode, Not Uv Lam	1 219 020	6 890 380	10 466 202	67 185 918
8539319090	Oth Discharge Lamps Excl Uv Lamps Offluorecent, Hot Cathode	7 249	34 342	49 266	353 161
8539320000	Mercury/ Sodium Vapour Lamps;Metal Halidelamps Excl Uv Lamps	35 697	168 645	608 329	3 159 944
8539391000	Tubes For Compact Fluorescent Lamps,Coldcathode Types, Not Uv Lar	15 949	125 772	50 085	232 998
8539393000	Discharge Lamps Other Fluorescent Lamp,Cold Cathode Types, Not U	1 250	5 037	13 448	43 285
8539399000	Other Discharge Lamps, Other Than Uvlamps, Cold Cathode Types	91 206	370 893	661 193	3 925 713
8539410000	Arc Lamps	972	1 705	32 419	198 011
8539490000	Ultra-Violet/Infra-Red Lamps	647 361	2 770 196	2 080 157	11 667 662
8539901000	Aluminium End Cap For Fluoresc Lamp;Alum Screw Caps For Incandes	91 617	550 527	392 492	2 090 021
8539902000	Parts Of Elect Filament/Discharge Lampsof Kind Used For Motor Vehic	2 396	43 438	38 690	378 669
8539909000	Oth Part Of Elect Filament/Dischargelamps; Part Of Arc-Lamps	854 135	3 838 853	2 798 152	28 243 339
8540110000	Color Cathode-Ray Television Picturtube Incl Video Monitor Cathode	334 308	2 607 080	617 435	5 012 024
8540120000	Monochrome Cathode-Ray Tv Picture Tube,Incl Video Monitor Cathoc	0	1	0	15
8540200000	Tv Camera Tubes; Image Converters Andintensifiers; Other Photo-Cat	0	174	0	114 345
8540401000	Data/ Graphic Display Tubes,Color, Used For Articles Of Heading 85.25	0	84	0	2 079
8540409000	Data/ Graphic Display Tubes,Monochrome,Used For Articles Of Headir	300	2 808	36 052	108 250
8540600000	Other Cathode-Ray Tubes	0	250	0	30 054
8540710000	Magnetrons	351	1 180	16 287	92 791
8540790000	Microwave Tubes, Not Magnetrons, Exclgrid-Controlled Tubes	0	83	0	33 858
8540810000	Receiver/ Amplifier Valves And Tubes	1 387	7 669	37 394	161 412
8540890000	Other Valves And Tubes	536	38 289	34 655	330 631
8540910000	Parts Of Cathode-Ray Tubes	56 255	286 287	709 942	3 432 355
8540991000	Parts Of Microwave Tubes	748	19 340	8 594	94 358
8540999000	Other Parts Of Thermionic,Cold Cathodeor Photo Cathode Valves And	1 055	11 301	50 118	311 507
8541100000	Diodes, Other Than Photosensitive/ Lightemitting Diodes	112 736	787 002	8 568 156	62 705 427
8541210000	Transistor Oth Than Photosensitivewith A Dissipation Rate Of <1 W	30 157	292 369	2 114 559	12 521 095
8541290000	Transistor Oth Than Photosensitivewith A Dissipation Rate Of >=1 W	140 933	806 931	6 119 221	31 107 806
8541300000	Thyristors,Diacs And Triacs, Other Thanphotosesintive Devices	9 596	195 219	1 366 267	11 874 430
8541401000	Light Emitting Diodes	70 225	584 114	6 576 250	66 219 378
8541402100	Photovoltaic Cells, Not Assembled	12 884	78 420	113 448	1 367 020
8541402200	Photovoltaic Cells, Assembled In Modulesor Made Up Into Panels	44 753	319 191	412 716	2 214 628
8541402900	Oth Photocells, Including Photodiodes & Phototransistors	24 074	110 866	508 375	4 677 765
8541409000	Oth Photosensitive Semiconductor Devices	36 019	368 309	2 135 607	9 927 427
8541500000	Other Semiconductor Devices	49 426	211 098	8 492 580	22 405 738
8541600000	Mounted Piezo-Electric Crystals	20 008	182 057	1 293 332	8 976 745
8541900000	Parts Of Diodes,Transistors & Similar;Photosensitives Semiconductor	8 526	96 737	394 561	3 820 668
8542310000	Processor & Controller Of Electronicsintegrated Circuits	199 047	2 175 684	20 974 146	146 905 382
8542320000	Memories Of Electronic Integratedcircuits	65 499	330 454	7 382 155	41 641 428
8542330000	Amplifiers Of Electronic Integratedcircuits	22 894	176 189	1 391 573	8 411 578
8542390000	Other Electronic Integrated Circuits	321 237	2 424 758	87 974 407	543 659 469
8542900000	Parts Of Electronic Integrated Circuits	83 852	610 446	4 177 446	29 403 771
8543100000	Particle Accelerators	29 255	31 086	7 718 594	7 779 947
8543200000	Signal Generators	1 026	8 330	73 496	579 718
8543302000	Wet Processing Equip. For The Applic. By Immersion Of Chemical/ Elec	92	4 067	960	169 000
8543309000	Oth Machine& Apparatus For Electroplating,Electrolysis/ Electrophore:	126 532	1 428 462	1 591 397	9 108 122
8543701000	Electric Fence Energisers	17 275	77 229	29 777	307 338
8543702000	Remote Control Apparatus, Other Thanradio Remote Control Appar	264 350	1 054 547	2 782 860	19 928 848
8543703000	Electrical Machines With Translation Ordictionary Functions	379	6 028	10 734	508 302
8543704000	Equip/Machine For Removal Dust Particle& Curing Material By Uv Lig	726	29 471	175 654	1 052 369
8543705000	Integrated Receiver/ Decoder (Ird) Forirect Broadcast Multimedia Sy:	167 360	1 118 812	1 649 608	8 525 899
8543709000	Oth Electrical Machines & Apparatus,Having Individual Fuctions	224 718	1 864 516	3 203 453	46 323 128
8543901000	Parts Of Particle Accelerators Orsignal Generators	1 708	1 766	116 778	129 637
8543902000	Part Of Wet Processing Equip For Applic.By Immersion Of Chemical/E	1	649	18	22 821
8543903000	Parts Of Electrical Machines Withtranslation Or Dictionary Functions	0	3	0	3 288
8543904000	Part Of Equip/Machine For Removal Dustparticle & Curing Material B)	0	1 870	0	23 230
8543905000	Part Of Integrate Receiver/Decoder (Ird)For Direct Broadcast Multime	6 218	50 801	46 479	294 332
8543909000	Parts Of Oth Electrical Machines Andapparatus,Having Individual Fuct	146 473	801 070	1 544 763	7 431 179
8544111000	Winding Wire Of Copper,W/ An Outercoating Of Lacquer Or Enamel	258 671	1 806 290	3 477 309	17 658 143
8544112000	Winding Wire Of Copper,W/ An Outer Coat/Cover W/ Paper, Textile M	44 258	382 981	624 701	4 738 262
8544119010	Winding Wire Of Copper, Laquer/ Enamelled & Cover With Paper,Text	24 567	179 229	321 206	2 726 213

I.3. IMPOR MENURUT KOMODITI / IMPORT BY HS COMMODITY

\*\*\* JUNI/ JUNE 2014 \*\*\*

H S	Uraian Komoditi Commodity Description	Berat Bersih / Net Weight (Kg)		Nilai / Value C.I.F (US\$)	
		Bulan ini Current Month	Kumulatif Cum.Jan. to date	Bulan ini Current Month	Kumulatif Cum.Jan. to date
8544119020	Winding Wire Of Copper, Rect Cross-Sect. And Without Connectors	99 962	503 895	896 502	4 524 709
8544119090	Other Winding Wire Of Copper	16 116	170 510	206 869	1 823 849
8544190010	Winding Wire Not Of Copper, Laquered Orenamelled	86 432	487 378	533 998	3 140 907
8544190020	Manganese Resistance Wire	28 243	56 760	408 539	701 351
8544190090	Winding Wire Not Of Copper,Not Lacquere/ Enamelled, Not Mangane:	68 133	591 224	801 395	7 498 852
8544201100	Co-Axial Cable/Elec;Fitted W/ Connector;<=66.000V;Insulated W/ Rut	65 217	647 114	302 272	2 730 290
8544201900	Co-Axial Cable/Elec;Fitted W/ Connector;<=66.000V;Insulate Not W/ I	572 912	5 028 514	5 971 794	43 728 114
8544202100	Co-Axial Cable/Elec;Unfitted W/ Conectr;<=66.000V;Insulated W/ Rut	215 050	1 094 170	1 077 669	4 133 619
8544202900	Co-Axial Cable/Elec;Unfitted W/ Conectr;<=66.000V;Insulate Not W/ I	1 224 609	5 727 352	5 384 805	28 074 982
8544203100	Co-Axial Cable/Elec;Fitted W/ Connector;>66.000V;Insulated W/ Rubt	29 230	134 191	272 051	1 298 653
8544203900	Co-Axial Cable/Elec;Fitted W/ Connector;>66.000V;Insulate Not W/ R	68 461	140 845	339 961	963 461
8544204100	Co-Axial Cable/Elec;Unfitted W/ Conectr;>66.000V;Insulated W/ Rubt	37	2 110	46 354	249 795
8544204900	Co-Axial Cable/Elec;Unfitted W/ Conectr;>66.000V;Insulate Not W/ R	479 156	2 133 916	2 196 393	13 631 757
8544301200	Wiring Harness For Mtor Vehicle;Of Head87.02,87.03,87.04/84.11;In	195 826	1 433 460	4 194 772	25 934 192
8544301300	Wring Harness For Mtor Vehicle;Excl Head87.02,87.03,87.04/84.11;In	17 408	106 782	330 710	2 142 483
8544301400	Wiring Harness For Mtor Vehicle;Of Head87.02,87.03,87.04/84.11;Nc	10 999	47 180	126 047	744 834
8544301900	Wring Harness For Mtor Vehicle;Excl Head87.02,87.03,87.04/84.11;N	32 590	107 365	365 125	2 860 649
8544309100	Ignition Wiring Sets,Not Wiring Set,Usedin Vehicle,Aircraft/Ship;Insulk	67 372	236 006	799 950	4 080 771
8544309900	Ignition Wiring Sets,Not Wiring Set,Usedin Vehicle,Aircraft/Ship;No In	324 312	2 226 647	3 257 022	23 795 766
8544421100	Telephone, Telegraph, Radio Relay Cablesubmarine,Fitted W/ Conne	16 157	58 439	149 311	483 026
8544421200	Telephone, Telegraph, Radio Relay Cablenot Submarine,Fitted W/ Cor	1 469	9 743	34 405	235 815
8544421900	Oth Elect Conductor,Fitted W/ Connector;Used For Communication,V	132 214	998 744	1 868 985	15 065 629
8544422100	Telephone, Telegraph, Radio Relay Cablesubmarine,Fitted W/ Cnector	198	2 779	12 197	83 525
8544422200	Telephon,Tlegraph,Radio Relay Cable;Notsubmarine,Fitted W/ Cnector	137	20 890	4 276	277 060
8544422900	Oth Elect Conductor,Fitted W/ Connector;Used For Communication,8	53 446	347 751	650 758	4 402 060
8544423200	Battery Cable;<=1000V;Insulate W/ Rubberfor Vehicle Head 87.02,87	0	62	0	1 080
8544423300	Battery Cable;<=1000V;Insulate W/ Rubbered Vehicle Head 87.02,87.	3 502	5 888	28 106	138 876
8544423400	Battery Cable;<=1000V;Insulate W/ Rubberfor Vehicle Head 87.02,87.	5	64	1 014	3 640
8544423900	Battery Cab;<=1000V;No Insulate W/ Rubberecl Vehicle Head 87.02,8	215	1 808	6 342	39 728
8544429100	Electrical Cables Insulated W/ Plasticdiamter <=19,5 Mm,Use For Tel	295 063	1 465 370	5 025 622	19 126 890
8544429200	Electrical Cables Insulated W/ Plasticdiamter >19,5 Mm,Use For Tele	82 409	469 009	700 454	4 523 222
8544429910	Car Cigarettes Lighters Adapters	2 583	13 347	101 415	299 588
8544429990	Oth Elect Conductor,Fitted W/ Connector,Used For Telecommunicatic	151 459	858 530	1 997 973	7 612 013
8544491100	Telephone, Telegraph, Radio Relay Cablesubmarine,Not Fitted W/ Cor	1	40 973	225	271 259
8544491200	Telephone, Telegraph, Radio Relay Cablenot Submarine,Not Fit W/ Cr	0	8 499	0	84 307
8544491900	Oth Elect Conductor,Not Fit W/ Cnector;Used For Communication,V	213 819	1 483 511	1 330 302	13 066 133
8544492100	Shielded Wire For Mnfact.Of Auto-Wiringharnesses, Not For Commun	747 465	4 131 580	7 468 432	40 881 008
8544492200	Electrical Cables Insulated W/ Plasticdiamtr<=19,5 Mm,Not Use For Tr	31 422	148 134	48 759	271 584
8544492300	Electrical Cables Insulated W/ Plasticdiamtr>19,5 Mm,Not Use For Tel	28 252	763 207	142 615	2 362 955
8544492900	Oth Electric Conductors,Not Fitted W/Connector,Not For Telecomunc	269 930	1 347 301	1 233 288	8 067 115
8544493100	Telephone,Tlegraph,Radio Relay Cable Submarine,For Communic,80V	0	914	0	6 205
8544493200	Oth Elect Connector,Fitted W/ Connectorfor Comm,Insulate W/ Plasti	11	15 562	1 695	41 185
8544493900	Oth Elect Connector,Fit W/ Connector Forcomm,Not Insulate W/ Plasi	244 547	1 367 342	2 088 633	17 092 554
8544494100	Oth Elect Cnector,Fit W/ Connector,>80V&<=1000V,Not For Com,Ins	89 430	604 651	1 609 924	6 921 100
8544494900	Oth Elect Cnector,Fit W/ Connector,>80V&<=1000V,No For Com,Ins	449 905	2 847 338	2 249 203	18 613 018
8544601100	Oth Electric Conductors,>1 Kv & <=36Kv,Insulate Plastic W/ Core Diar	148 528	592 307	473 747	2 335 534
8544601900	Oth Electric Conductors,>1 Kv & <=36Kv,Insulate Plastic W/ Core Diar	887	15 391	735	189 590
8544602100	Oth Electric Conductors,>36 Kv & <=66Kv,Insulate Plastic W/ Core Dia	191	6 527	779	27 650
8544602900	Oth Electric Conductors,>1 Kv & <=36Kv,Insulate Plastic W/ Core Diar	1 502 737	5 206 255	5 714 803	25 494 132
8544603000	Other Electric Conductors, For A Voltage > 66 Kv	702	90 750	25 461	708 533
8544701000	Optical Fibre Cable Of Teleph,Telegraph,Radio Relay Cables,Submarin	52 076	716 053	708 336	8 531 478
8544709000	Other Optical Fibre Cables	620 455	3 825 712	4 698 952	22 236 882
8545110000	Electroda Of Graphite, Used For Furnaces	832 273	4 415 555	2 825 019	14 488 857
8545190000	Electroda Of Graphite, Used Not Forfurnaces	12 964	148 415	164 384	1 647 019
8545200000	Carbon Brushes Of Graphite/Oth Carbon,For Electrical Purposed	47 529	304 302	1 220 700	8 071 792
8545900000	Lamp Carbon,Battery Carbon & Oth Articleof Graphite/Oth Carbon,W	100 992	742 714	1 106 499	3 956 820
8546100000	Electrical Insulators Of Glass	8 796	702 313	28 928	1 600 076
8546201000	Transformer Bushing & Circuit Breakerinsulator, Of Ceramic	51 583	361 838	522 313	3 301 521
8546209000	Electrical Insulators Of Any Materialother Than Glass & Ceramics	581 759	2 373 207	726 717	3 427 716
8546900000	Oth Elect Insulators Not Of Glass And Of Ceramics	252 466	952 528	1 646 932	8 092 977
8547100000	Insulating Fitting For Electrical Mchineappl/ Equip; Of Ceramics	100 825	379 882	2 338 223	8 910 896
8547200000	Insulating Fitting For Electrical Mchineappl/ Equip; Of Plastics	187 688	849 202	2 601 433	13 368 650
8547901000	Elect Conduit Tubbingg & Joint Thereforof Base Metal Line W/ Insulat	64 025	189 041	494 656	1 432 922
8547909000	Oth Insulating Fittings For Elect Mach,Appliances/ Equipment, Being Fi	327 821	2 616 118	1 862 694	15 436 163
8548101900	Lead Acid Scrap Storage Batteries,Drained/Undrained,Used For Oth Pi	0	1 058	0	3 812
8548102300	Waste & Scrap Contain Mainly Iron Ofelectric Accumulators,Used In A	0	300	0	8 361
8548102900	Other Waste And Scrap Containing Mainlyiron	0	195	0	1 841
8548103300	Waste & Scrap Contain Mainly Copper Ofelectric Accumulators,Used I	0	2	0	1 040

I.3. IMPOR MENURUT KOMODITI / IMPORT BY HS COMMODITY

\*\*\* JUNI/ JUNE 2014 \*\*\*

HS	Uraian Komoditi Commodity Description	Berat Bersih / Net Weight (Kg)		Nilai / Value C.I.F (US\$)	
		Bulan ini Current Month	Kumulatif Cum.Jan. to date	Bulan ini Current Month	Kumulatif Cum.Jan. to date
8548103900	Other Waste And Scrap Containing Mainlycopper	0	1	0	8
8548109900	Other Waste & Scrap Containing Othermaterials	466	476	2 538	3 404
8548901000	Image Sensors Contact Type Copmrising Aphoto-Conductive Sensor El	43 955	393 713	848 764	7 572 778
8548902000	Printed Circuit Assemblies Incl Suchassemblies For External Connectio	753	9 399	9 287	203 415
8548909000	Other Waste & Scrap Of Primary Cells;Primary Batteries	44 320	293 807	1 133 774	8 374 214
8601100000	Rail Locomotive Powered From An Externalsource Of Electricity	0	1 268	0	8 000
8601200000	Rail Locomotives Powered By Electricaccumulators	29	29	983	983
8602100000	Diesel-Electric Locomotives	0	6 400	0	110 000
8602900000	Locomotive Tenders	0	147	0	412
8603100000	Self-Propelled Railway/ Tramway Coaches, Van & Truck Power By Ext S	0	14 709 006	0	38 621 897
8603900000	Self-Propelled Railway/ Tramway Coaches, Van & Truck Power By Int S	0	204	0	1 292
8604000000	Railway/ Tramway Maintenance/ Servicevehicles, Whether/ Not Self-Pr	13 137	245 954	35 093	12 709 006
8606100000	Tank Wagons And The Like	0	67	0	266
8606300000	Self-Discharging Vans, Wagons, Oth Thanthose Of Subheading 8606.10	16 415	16 415	27 715	27 715
8606910000	Oth Railway/ Tramway Goods Vans & Wagon, Not Self-Propelled, Cove	0	84	0	568
8606990000	Oth Rail/ Tramway Good Van & Wagon, Not Self Propelled, Open, Nonrei	5 300	28 972	21 522	819 888
8607120000	Other Bogies And Bissel-Bogies	0	0	0	0
8607190000	Axles & Wheels, And Parts Thereof	310 724	2 315 513	896 327	20 365 610
8607210000	Air Brakes And Parts Thereof	4 451	36 342	25 070	892 805
8607290000	Brakes And Parts Thereof Other Than Airbrakes	7 556	48 129	56 040	276 086
8607300000	Hooks & Oth Coupling Devices, Buffers, And Parts Thereof	81 830	404 428	510 850	1 994 911
8607910000	Other Parts Of Locomotives	13 023	54 625	1 605 676	4 280 039
8607990000	Other Part Of Trolling Stock	933 716	1 910 673	1 358 849	3 127 534
8608002000	Electromechanic Equip Of Railway/ Tramway Track Fixtures, Fiting, Me	12 611	99 679	790 869	2 503 963
8608009000	Non-Electromech Equip Of Railway/ Tramway Track Fixtures, Fiting, M	8 926	100 709	16 232	3 478 578
8609000010	Containers Of Metal, Design & Equip Forcarriage By One/ More Modes	467 390	1 397 384	1 598 863	6 556 652
8609000090	Container Of Oth Material, Design & Equip For Carriage By One/ More M	16 067	363 971	9 961	1 974 787
8701101100	Pedestrian Controlled Tractors, Power <=22.5 Kw, For Agricultural Use	14 419	87 293	95 670	290 797
8701101900	Pedestrian Controlled Tractors, Power <=22.5 Kw Oth Than For Agricul	0	15 360	0	64 800
8701109100	Pedestrian Controlled Tractors, Power >22.5 Kw For Agricultural Use	3 021	9 705	22 000	71 500
8701109900	Pedestrian Controlled Tractors, Power >22.5 Kw Oth Than For Agricul	0	25 065	0	109 318
8701201000	Road Tractors For Semi-Trailers, Ckd	0	23 700	0	52 500
8701209000	Road Tractors For Semi-Trailers, Not Ckd	344 016	2 838 504	3 300 454	24 507 110
8701300000	Track-Laying Tractors	0	15 097	0	20 811
8701901000	Agriculture Tractors	275 160	1 883 382	1 886 253	12 456 917
8701909000	Other Tractors (Other Than Tractors Ofheading 87.09)	12 160	654 760	140 920	4 044 388
8702104100	Motor Coach, Bus/ Minibus, For >=10 P, G.V.W. >= 6 T But <=18 T, Ckd, Di	0	6 585	0	54 500
8702104920	Motor Coach, Bus/ Minibus, For >=10 P, G.V.W. > 18 T But <=24 T, Ckd, D	44 021	103 862	418 800	920 406
8702105000	Oth Motor Vehicles For The Transport >=10 P, Ckd, Diesel Or Semi-Dies	0	1 830	0	8 332
8702108100	Oth Motor Coach, Bus/ Minibus, For >=10 P, G.V.W. >= 6 T But <=18 T, N	0	93 397	0	749 527
8702108910	Oth Motor Coach, Bus/ Minibus, For >=10 P, G.V.W. < 6 T, Not Ckd, Dies	164 912	915 728	1 995 450	9 692 743
8702108930	Oth Motor Coach, Bus/ Minibus, For >=10 P, G.V.W. >= 24 T, Not Ckd, Di	63 568	71 514	714 032	804 315
8702109000	Oth Motor Vehicles For The Transport >=10 P, Not Ckd, Diesel	0	164 555	0	2 084 052
8702909420	Motor Vehicle, Non Diesel, Transport >=30P, Not Ckd, G.V.W. >24 T, Not	0	223 200	0	2 412 000
8702909520	Oth Motor Coach, Bus/ Minibus, Non Diesel, Transport >10 P, Not Ckd, C	0	26 000	0	337 578
8703101000	Golf Cars, Including Golf Buggies	28 339	108 900	17 394	112 093
8703109000	Vehicle Specially Design For Travel Onsnow Oth Than Golf Cars	0	1 735	0	10 898
8703211000	Go-Karts, Cylinder Capacity <= 1000 Cc, Internal Combust Recipro Pistc	0	1 323	0	30 738
8703212200	Motor Cars Excl Vans, <= 1,000 Cc, Ckd, 4 Wd, Intrn Combust Recipro F	0	143	0	136
8703212300	Motor Car Excl Vans, <= 1,000 Cc, Ckd, Not 4 Wd, Intrn Combust Recipro	0	6 766	0	32 004
8703212910	Sedan/ Station Wagon, <=1,000 Cc, Not Ckd, Not 4Wd, Intern Combust F	1 827	22 560	26 352	252 311
8703212990	Oth Motor Car, <= 1,000 Cc, Not Ckd, Not 4 Wd, Intern Combust Reciprc	236 247	726 507	2 339 052	7 526 750
8703213100	Other Vehicles, <=1,000 Cc, Ckd, 4 Wd, Internal Combust Recipro Pisto	0	8 927	0	37 374
8703213900	Oth Vehicles, <=1,000 Cc, Ckd, Not 4 Wd, Drive, Intern Combust Reciprc	401	8 421	4 659	29 859
8703219900	Oth Vehicle, <=1,000 Cc, Not Ckd, Internalcombust Recipro Piston Engir	339	1 389	6 554	72 920
8703221190	Oth Motor Car, No Sedan, 1000-1500 Cc, Ckd, Intern Combust Recipro	89 112	441 290	888 712	4 366 526
8703221910	Sedan/ Station Wagon, 1000-1500Cc, Not Ckd Internal Combust Reciprc	210 621	2 044 189	1 551 925	17 382 222
8703221990	Oth Motor Car, No Sedan, 1000-1500 Cc, Notckd, Intern Combust Recipi	3 966 375	23 924 346	35 077 005	213 113 342
8703229900	Other Vehicles, 1000-1500 Cc, Not Ckd, Internal Combust Recipro Pistc	395 350	2 723 425	3 368 326	24 000 419
8703231000	Ambulance, 1500-3000Cc, Internal Combust. Reciprocatng Piston Engir	0	16 252	0	47 054
8703235190	Oth Mtor Car Excl Van, No Sedan, Ckd, 1500-1800Cc, Intern Combust Rc	0	2 000	0	35 393
8703235210	Sedan/ Station Wagons, 1800-2000 Cc, Ckd, Intern Combust Recipro F	371 094	1 315 206	3 876 270	14 944 265
8703235290	Oth Mtor Car Excl Van, No Sedan, Ckd, 1800-2000Cc, Intern Combust Rc	722 728	4 854 378	7 328 687	48 454 520
8703235390	Oth Mtor Car Excl Van, No Sedan, Ckd, 2000-2500Cc, Intern Combust Rc	0	113 258	0	793 338
8703235410	Sedan/ Station Wagons, 2500-3000 Cc, Ckd, Internal Combust Recipro P	2 080	5 767	48 138	166 202
8703235490	Oth Mtor Car Excl Van, No Sedan, Ckd, 2500-3000Cc, Intern Combust Rc	0	0	0	0
8703236110	Sedan/ Station Wagon, 1500-1800Cc, Not Ckd, Internal Combust Reciprc	300 058	2 280 026	3 837 372	28 684 663
8703236191	Oth Motor Car Excl Van, 1500-1800Cc, Notckd, 2 Wd, Intern Combust R	134 042	841 920	2 115 913	9 992 395

I.3. IMPOR MENURUT KOMODITI / IMPORT BY HS COMMODITY

\*\*\* JUNI/ JUNE 2014 \*\*\*

H S	Uraian Komoditi Commodity Description	Berat Bersih / Net Weight (Kg)		Nilai / Value C.I.F (US\$)	
		Bulan ini Current Month	Kumulatif Cum.Jan. to date	Bulan ini Current Month	Kumulatif Cum.Jan. to date
8703236192	Oth Motor Car Excl Van,1500-1800Cc,Notckd,4 Wd,Intern Combust R	5 650	21 307	98 128	379 410
8703236210	Sedan/Station Wagon,1800-2000Cc,Not Ckd, Internal Combust Recipr	85 112	503 881	1 260 231	7 390 924
8703236291	Oth Motor Car Excl Van,1800-2000Cc,Notckd,2 Wd,Intern Combust R	309 991	1 911 239	3 238 261	22 058 332
8703236292	Oth Motor Car Excl Van,1500-1800Cc,Notckd,4 Wd,Intern Combust R	341 429	740 287	1 932 165	5 002 682
8703236310	Sedan/Station Wagon,2000-2500Cc,Not Ckd,Internal Combust Recipr	319 944	2 901 338	4 312 810	42 554 281
8703236391	Oth Motor Car Excl Van,2000-2500Cc,Notckd,2 Wd,Intern Combust R	1 931 112	10 758 833	22 099 030	122 852 569
8703236392	Oth Motor Car Excl Van,2000-2500Cc,Notckd,4 Wd,Intern Combust R	28 926	60 139	204 482	452 853
8703236410	Sedan/Station Wagon,2500-3000Cc,Not Ckd,Internal Combust Recipr	106 272	457 118	1 873 827	9 406 849
8703236491	Oth Motor Car Excl Van,2500-3000Cc,Notckd,2 Wd,Intern Combust R	404 422	1 874 295	5 121 561	24 601 602
8703236492	Oth Motor Car Excl Van,2500-3000Cc,Notckd,4 Wd,Intern Combust R	111 857	647 083	2 155 668	12 240 057
8703239210	Oth Vehicle,1800-2000Cc,Not Ckd,2 Wd,Internal Combust Recipro Pis	19 680	93 570	261 960	1 260 864
8703239290	Oth Vehicle,1800-2000Cc,Not Ckd,4 Wd,Internal Combust Recipro Pis	0	0	0	0
8703239310	Oth Vehicle,2000-2500Cc,Not Ckd,2 Wd,Internal Combust Recipro Pis	0	0	0	0
8703239490	Oth Vehicle,2500-3000Cc,Not Ckd,4 Wd,Internal Combust Recipro Pis	9 500	103 897	102 204	2 156 781
8703244110	Sedan/Station Wagon,>3000 Cc,4 Wd,Ckd,Internal Combust Recipro F	970	970	13 600	13 600
8703245110	Sedan/Station Wagon,>3000 Cc,4 Wd,Notckd,Internal Combust Recip	2 901	135 856	36 800	5 598 877
8703245190	Oth Motor Car,No Sedan,>3000Cc,Not Ckd,4 Wd,Internal Combust Re	67 928	1 840 459	1 272 964	27 790 346
8703245910	Sedan/Station Wagon,>3000 Cc,Not 4 Wd,Not Ckd,Intern Combust Re	83 704	496 487	1 648 049	16 545 011
8703245990	Oth Motor Car,No Sedan,> 3000Cc,Not Ckd,Not 4 Wd,Intern Combust F	26 629	114 389	338 537	3 700 897
8703312000	Other Motor Cars Excl Van, <= 1500 Cc,Not Ckd,Diesel	108 696	210 922	887 348	1 732 429
8703324290	Oth Motor Car,No Sedan,1500-2000Cc,Ckd,4 Wd, Diesel	52 279	52 279	651 244	651 244
8703324310	Sedan/Station Wagon, 1500-2000 Cc, Ckd,Not 4 Wd, Diesel	0	50 108	0	634 196
8703324990	Oth Motor Cars,No Sedan, 2000-2500 Cc,Not Ckd,Diesel	218 003	1 664 006	1 932 147	14 216 989
8703325200	Motor Car Excl Van,1500-2000Cc,Not Ckd,4 Wd,Diesel	23 185	40 454	210 288	370 094
8703325300	Motor Car Excl Van,1500-2000Cc,Not Ckd,Not 4 Wd,Diesel	729 246	1 015 260	6 612 260	9 206 468
8703325400	Motor Cars Excl Van, 1500-2500 Cc,Notckd,4 Wd,Diesel	395 050	1 556 155	3 652 199	14 836 006
8703325900	Motor Car Excl Van,1500-2500Cc,Not Ckd,Not 4 Wd,Diesel	2 360 562	12 336 588	23 482 435	121 967 889
8703329200	Oth Vehicle,1500-2000 Cc,Not Ckd,Diesel,4 Wd	7 713	11 713	51 645	87 570
8703329300	Oth Vehicle,1500-2000 Cc,Not Ckd,Diesel,Oth Than 4 Wd	0	14 466	0	244 098
8703329400	Oth Vehicle,1500-2500 Cc,Not Ckd,Diesel,4 Wd	6 738	15 722	57 960	135 240
8703329900	Oth Vehicle,1500-2500 Cc,Not Ckd,Diesel,Oth Than 4 Wd	2 000	4 650	25 900	50 068
8703334390	Other Motor Cars Excl Van,2500-3000 Cc,Ckd, No Sedan, 4 Wd, Diesel	3 638	3 638	36 000	36 000
8703335300	Other Motor Cars, 2500-3000 Cc, Not Ckd, 4Wd, Diesel	7 500	365 945	48 504	2 837 394
8703335400	Other Motor Cars, 2500-3000 Cc, Not Ckd, Oth Than 4 Wd,Diesel	0	20 905	0	444 300
8703335500	Other Motor Cars, > 3000 Cc, Not Ckd,4 Wd, Diesel	11 778	332 912	216 270	4 661 496
8703339900	Other Vehicles, > 2500 Cc, Not Ckd,Oththan 4 Wd, Diesel	0	5 140	0	60 300
8703901300	Oth Electrically-Powered Vehicles,Fortransport Of Persons, Ckd	2 756	2 756	24 150	24 150
8703901900	Oth Electrically-Powered Vehicles,Fortransport Of Persons, Not Ckd	1 164	1 164	10 200	10 200
8703907000	Motor Cars Excl Vans, Not Elect-Powered,For Transport Of Persons, N	0	349	0	2 900
8703909000	Oth Vehicles Not Electrically-Powered,For Transport Of Persons, Not C	0	295	0	1 144
8704101300	Damper,Designed For-Off Highway,Ckd,G.V.W. <= 5 T	0	13 058	0	27 149
8704101400	Damper,Designed For-Off Highway,Ckd,G.V.W. < 5 T But >= 10 T	1 231	1 231	18 400	18 400
8704101500	Damper,Designed For-Off Highway,Ckd,G.V.W. < 10 T But >= 20 T	34 154	43 998	104 561	146 186
8704101700	Damper,Designed For-Off Highway,Ckd,G.V.W. < 24 T But >= 45 T	0	0	0	0
8704101800	Damper,Designed For-Off Highway,Ckd,G.V.W. > 45 T	0	1 561 070	0	19 778 242
8704102300	Damper,Designed For-Off Highway,Not Ckd, G.V.W. <= 5 T	0	15 607	0	61 918
8704102400	Damper,Designed For-Off Highway,Not Ckd, G.V.W. < 5 T But >= 10 T	0	10 880	0	276 044
8704102600	Damper,Designed For-Off Highway,Not Ckd, G.V.W. < 20 T But >= 24 T	0	308 604	0	783 865
8704102700	Damper,Designed For-Off Highway,Not Ckd, G.V.W. < 24 T But >= 45 T	0	338 271	0	3 398 056
8704102800	Damper,Designed For-Off Highway,Not Ckd, G.V.W. > 45 T	1 257 509	8 903 327	14 245 299	118 380 752
8704211900	Oth Motor Vehicles,For Transport Goods, G.V.W. <= 5 T,Ckd, Diesel	0	2 037	0	7 407
8704212900	Oth Motor Vehicles,For Transport Goods,G.V.W. <= 5 T, Not Ckd, Dies	3 272 885	17 019 258	25 174 961	129 219 888
8704221900	Oth Motor Vehicles,For Transport Goods,G.V.W. <5 T But >= 6 T, Ckd,	0	1 327 851	0	34 492 500
8704222300	Tanker Vehicles;Bulk Cement Truck,G.V.W. 5-6 T, Not Ckd, Diesel	0	15 097	0	20 811
8704223900	Oth Motor Vehicles,For Transport Goods, G.V.W. 6-20 T,Ckd, Diesel	0	53 961	0	406 978
8704224300	Tanker Vehicles;Bulk Cement Truck,G.V.W. 6-20 T, Not Ckd, Diesel	0	11 484	0	34 572
8704225100	Oth Motor Vehicles,For Transport Goods,G.V.W. 6-10 T, Not Ckd, Dies	0	9 315	0	30 393
8704225900	Other Vehicles For The Transport Ofgoods,10-20 T, Not Ckd, Diesel	0	37 610	0	213 060
8704231900	Other Lorries (Trucks), 20-24 T,Ckd, Diesel	0	115 670	0	228 588
8704232900	Other Lorries (Trucks), 20-24 T,Not Ckd, Diesel	11 730	11 730	52 433	52 433
8704235900	Other Lorries (Trucks), 25-45 T,Ckd, Diesel	70 136	330 244	668 596	3 121 893
8704236100	Refrigerated Lorries (Trucks), 25-45 T,Not Ckd, Diesel	0	45 670	0	24 557
8704236300	Tanker Vehicles; Bulk-Cement Lorries,25-45 T, Not Ckd, Diesel	0	20 544	0	401 277
8704236600	Dumpers, 24-45 T, Not Ckd,Diesel	2	644 126	117	2 597 535
8704236900	Other Lorries (Trucks), 25-45 T,Not Ckd, Diesel	2 395 018	7 117 871	15 708 954	44 902 464
8704238600	Dumpers, G.V.W.> 45 T, Not Ckd, Diesel	0	24	0	2 815
8704238900	Other Lorries (Trucks), > 45 T, Not Ckd, Diesel	336 598	1 255 251	3 464 799	12 546 929
8704312900	Other Lorries (Trucks), <= 5 T, Not Ckdinternal Combustion Piston Eng	578 606	3 167 094	3 568 965	19 301 284

**I.3. IM POR M ENURUT KOM ODITI / IM PORT BY HS COMM ODITY**

\*\*\* JUNI/ JUNE 2014 \*\*\*

H S	Uraian Komoditi Commodity Description	Berat Bersih / Net Weight (Kg)		Nilai / Value C.I.F (US\$)	
		Bulan ini Current Month	Kumulatif Cum.Jan. to date	Bulan ini Current Month	Kumulatif Cum.Jan. to date
8704328100	Refrigerated Lorries (Trucks), 24-45 T,Not Ckd,Internal Combust Pisto	0	9 836	0	9 300
8704328900	Other Lorries (Trucks), G,V,W, 24-45 T,Not Ckd,Internal Combust Pisto	0	10 000	0	4 000
8704329800	Dumpers, G,V,W, > 45 T, Not Ckd,Internal Combustion Piston Engine	0	62	0	1 089
8704909900	Motor Vehicles For The Transportof Goods, >45 T, Not Ckd	0	7	0	276
8705100000	Crane Lorries	918 443	3 731 301	4 485 753	18 751 170
8705200000	Mobile Drilling Derricks	0	338 880	0	1 550 796
8705300000	Fire Fighting Vehicles	10 215	127 972	141 936	1 462 809
8705400000	Concrete-Mixer Lorries	387 943	1 824 052	819 823	6 297 234
8705905000	Street Clean Vhcl, Cesspool Emptiermobile Clinic;Spray Lorries Of All t	3 361	78 660	84 902	1 779 265
8705909000	Other Special Purpose Motor Vehicles	631 150	2 492 021	4 700 539	16 082 148
8706001100	Chasis Fitted With Engines Of Agriculturtractors	3 500	3 500	13 725	13 725
8706001910	Chasis Fitted With Engines Of Pedestriancontrolled Tractors, Not Agric	0	2 106	0	56 766
8706002910	Chasis Fitted With Engines For Vehicles< 10 Person, For Cars <=24 T	4 655	7 755	49 858	58 508
8706003900	Oth Chasis Fitted With Engines For Vhclsof Designed For Transport Of	19	418	1 960	22 604
8706004020	Chasis Fitted With Engines For Vehiclestransport Of Goods, G,V,W > 2	32 048	120 734	400 654	1 818 496
8706005000	Chasis Fitted With Engines For Specialpurposes Motor Vehicles	1 877	2 680	8 207	10 050
8707101000	Bodies For The Vehicles Transport Ofpersons; Go-Karts;Golf Cars;Golf	22	22	2 094	2 094
8707109000	Other Bodies For The Vehiclestransport Of Persons	57 808	276 042	724 116	3 212 890
8707901010	Bodies For Road Tractors Semi-Trailersor Track-Laying Tractors	4 140	9 859	60 208	111 848
8707901020	Bodies For Other Tractor	1 186	3 109	11 665	29 427
8707903000	Bodies For Special Purpose Motorvehicles	741	741	1 295	1 295
8707909010	Bodies For Dumpers Off Highway Use,Not Ckd, G,V,W > 45 T	137	135 626	1 695	198 949
8707909020	Other Bodies For The Vehiclesof G.V.W .<= 24 T	36 649	51 091	535 937	598 544
8707909030	Other Bodies For The Vehiclesof G.V.W .> 24 T	22 566	66 768	161 457	653 893
8708101000	Bumper And Parts For Tractors	1 173	16 045	16 415	137 360
8708109000	Bumper And Parts For Other Tractors	309 936	1 722 372	3 137 056	18 909 023
8708210000	Safety Seat Belt For Parts Andaccessories	197 927	1 067 737	2 137 048	11 181 180
8708291100	Component Of Door Trim Assembly Fortractors	262	2 288	6 400	48 097
8708291200	Component Of Door Trimassembly Fortransport Of Persons	257 428	1 589 391	3 161 800	19 499 390
8708291400	Component Of Door Trim Assembly Fortransp>= 10 Persons Or Tansp	116 749	413 695	349 468	1 675 542
8708291900	Component Of Door Trim Assembly Forspecial Purpose Motor Vehicle	185 825	1 905 167	2 021 721	17 060 859
8708292000	Parts Of Safety Seat Belts	277 956	1 674 478	2 582 950	15 621 290
8708299200	Oth Parts, Access For Vehicles Oftractors	5 284	7 542	35 007	97 151
8708299300	Interior Trim Fitting; Mudguards Fortransport Of Persons	807 415	4 703 873	7 471 591	44 209 549
8708299400	Hood Rods For Vehiclestransport Of Persons	1 371	2 350	12 548	39 350
8708299500	Oth Parts And Accessoriesfor Transport Of Person	1 066 187	5 164 073	9 212 597	48 959 156
8708299600	Interior Trim Fitting; Mudguards Fortransp>= 10 Persons Or Transport	30 048	144 624	363 460	2 054 458
8708299700	Hood Rods For Transport>= 10 Persons Or Transport Of Goods	20	389	151	4 330
8708299800	Oth Parts, Access For Transport>= 10 Persons Or Transport Of Goods	6 344	47 659	106 722	823 337
8708299900	Other Parts And Access, Of Motorvehicles Of Heading 8701-8705	576 770	4 237 798	6 088 054	46 991 298
8708301000	Brakes,Servo-Brakes; Parts Thereof Fortractors	43 301	169 573	726 770	2 566 837
8708302100	Brake Drums, Brake Disc Or Brake Pipes For Transport Of Persons	79 943	358 522	915 127	4 161 071
8708302900	Oth Brake Drums, Brake Disc Or Brakepipes For Transport Of Persons	685 285	3 896 567	8 761 830	50 031 711
8708303000	Brake Drums, Brake Disc Or Brake Pipesof >= 10 Persons/ Transport C	81 177	335 714	886 406	4 379 099
8708309000	Oth Brakes,Servo-Brakes; Parts Thereoffor Transport Of Persons	696 037	3 114 009	4 044 865	21 995 388
8708401100	Gear Boxes, Unassembled Fortransport Of Persons	82 060	636 121	630 212	7 534 598
8708401300	Gear Boxes, Unassembled For Special Purpose Vehicles Or Transport C	3 076	67 798	32 896	580 973
8708401400	Gear Boxes, Unassembled For Vehicletractors	391	1 228	2 331	13 229
8708401900	Gear Boxes, Unassembled Fortransport Vehicles , >= 10 Person	236 393	2 031 575	2 036 639	18 007 089
8708402500	Gear Boxes, Assembled Fortractors	864	4 532	25 185	118 933
8708402600	Gear Boxes, Assembled Fortransport Of Persons	987 863	6 591 688	20 673 640	136 979 562
8708402710	Gear Boxes, Assembled; Dumpers Not Ckd>= 1.2 T For Goods/ Special	20 622	21 736	277 710	288 789
8708402790	Gear Boxes, Assembled; Dumpers Not Ckd< 1.2 T For Goods/ Special P	12 706	123 207	322 499	3 289 951
8708402900	Gear Boxes, Assembled Fortransport Vehicles , >= 10 Person	187 058	1 330 435	1 853 576	12 548 857
8708409100	Parts Of Gear Boxes And Parts Thereoftractors	535	2 920	14 837	80 812
8708409200	Parts Of Gear Boxes And Parts Thereoftransport Of Persons	652 505	3 570 862	9 296 706	53 084 329
8708409900	Oth Parts Of Gear Boxes For Vehiclesof Heang 8701-8705	227 538	1 163 098	6 392 292	34 501 607
8708501100	Drive-Axles With Differential, Unassemblfor Transport Of Persons	722 156	5 126 840	4 354 154	28 299 255
8708501300	Drive-Axles With Differential, Unassemblfor For Goods/Special Purpos	60 487	387 119	313 040	1 606 458
8708501500	Drive-Axles With Differential, Unassembltractors	7 391	55 593	86 173	591 695
8708501900	Drive-Axles With Differential, Unassemblfor Transport ,>=10 Person	66 878	582 780	482 836	3 106 174
8708502500	Drive-Axles With Differential, Assambledfor Tractors	41 028	289 686	614 162	4 057 079
8708502600	Drive-Axles With Differential, Assambledfor Transport Of Persons	1 543 653	8 549 520	14 684 699	83 915 059
8708502710	Drive-Axles For Damper,Not Ckd Dmtr >=120 Mm For Goods/ Special f	1 610	8 039	11 007	22 628
8708502790	Drive-Axles For Damper,Not Ckd Dmtr <120 Mmfor Goods/ Special Pu	23 540	120 906	614 483	2 807 599
8708502900	Drive-Axles With Differential, Assambledfor Transport Of Persons	352 739	1 993 276	1 772 979	9 799 340
8708509100	Parts Crown Wheels&Pinion Of Drive Axleswith Diff. For Tractors	15 012	65 761	41 228	390 235
8708509200	Oth Parts Crown Wheels&Pinion Of Driveaxl With Diff For Tractors	4 222	10 440	148 058	301 671



I.3. IMPOR MENURUT KOMODITI / IMPORT BY HS COMMODITY

\*\*\* JUNI/ JUNE 2014 \*\*\*

H S	Uraian Komoditi Commodity Description	Berat Bersih / Net Weight (Kg)		Nilai / Value C.I.F (US\$)	
		Bulan ini Current Month	Kumulatif Cum.Jan. to date	Bulan ini Current Month	Kumulatif Cum.Jan. to date
8708509300	Parts Of Drive-Axles With Differential,For Transport Of Person	161 246	704 985	1 284 825	6 759 252
8708509900	Oth Parts Of Drive-Axles Withdifferential, For Vehicles 8701-8705	284 746	1 349 862	2 190 843	10 244 128
8708701500	Road Wheels Of Hub-Caps For Tractors	274	16 889	8 553	95 723
8708701600	Road Wheels Of Hub-Caps For Transportof Person	13 605	156 722	146 168	1 256 395
8708701700	Road Wheels Of Hub-Caps For Vehicles>= 10 Persons Or Tansport Of (	41 665	94 112	25 000	74 207
8708701900	Road Wheels Of Hub-Caps Forspecial Purpose Motor Vehicles	118 299	383 002	472 656	1 524 089
8708702200	Road Wheels Of Wheels Fitted With Tyresfor Transport Of Person	1 062	30 395	31 928	537 301
8708702900	Road Wheels Of Wheels Fitted With Tyresfor Transp Person;Goods;Sp	0	315	0	6 083
8708703100	Road Wheels Of Wheels Not Fitted Withtyres For Tractors	0	1 034	0	2 107
8708703200	Road Wheels Of Wheels Not Fitted Withtyres For Transport Of Person	352 578	1 540 582	1 532 427	7 309 332
8708703910	Road Wheels Of Wheels Not Fitted Withtyres Of Damper,Not Ckd Dm	0	0	0	0
8708703990	Road Wheels Of Wheels Not Fitted Withtyres Of Damper,Not Ckd Dm	2 144 977	9 385 537	1 045 423	4 310 489
8708709500	Other Road Wheel And Parts For Tractors	6 072	18 117	47 181	219 840
8708709600	Other Road Wheel And Parts For Vehicles>= 10 Persons Or Tansport C	127 454	388 752	309 123	802 344
8708709700	Other Road Wheel And Parts For Vehiclestransport Of Person	92 548	702 627	666 930	3 910 144
8708709900	Other Road Wheel And Parts Forspecial Purpose Motor Vehicles	69 082	845 336	174 891	3 508 658
8708801500	Suspension Systems For Tractors	1 036	22 362	39 685	190 669
8708801600	Suspension Systems Forfor Transport Of Person	207 695	834 453	1 582 710	7 718 392
8708801700	Suspension Systems For Damper Off Higwayuse Or Special Purpose M	280	109 067	1 615	350 854
8708801900	Suspension Systems For Transport ,>=10 Person	169 208	1 032 673	868 350	4 705 975
8708809100	Parts Suspension Systems Fortractors	1 581	2 703	7 590	48 406
8708809200	Parts Suspension Systems Fortransport Of Persons	336 570	1 617 097	2 993 959	15 321 808
8708809900	Parts Suspension Systems For Transportof Person Or Special Purpose	248 243	1 226 527	2 129 696	11 186 547
8708911500	Radiators For Tractors	787	12 579	25 863	196 613
8708911600	Radiators For Transport Of Person	41 181	211 308	376 114	2 104 532
8708911700	Radiators For Vehicles>= 10 Persons Or Tansport Of Goods	19 232	118 454	249 014	1 425 301
8708911900	Radiators For Special Pupose Vehicles	116 779	505 335	1 210 422	5 972 037
8708919100	Parts Of Radiators For Tractors	1 045	18 576	31 835	267 775
8708919200	Parts Of Radiators For Transportof Person	26 618	227 139	442 692	3 251 818
8708919900	Parts Of Radiators For Vehicles Ofperson;Goods;Special Purpose	133 800	866 825	2 122 363	12 701 626
8708921000	Slencers (Mufflers),Exhaust Pipe;Parts For Vehicles Tractors	113	558	2 251	11 592
8708922000	Slencers (Mufflers),Exhaust Pipe;Parts For Transport Of Persons	180 764	1 068 170	1 914 512	11 854 264
8708924000	Slencers (Mufflers),Exhaust Pipe;Partsfor Vhcls>= 10 Persons/ Tanspo	29 228	128 846	300 679	1 418 783
8708929000	Slencers (Mufflers),Exhaust Pipe;Partsfor Special Purpose Motor Vehi	125 160	639 440	1 428 891	7 405 824
8708935000	Clutches And Parts Thereof For Vehiclestractors	3 333	19 443	34 453	261 370
8708936000	Clutches And Parts Thereof For Vehiclestransport Of Persons	511 489	2 859 745	5 513 381	31 690 148
8708937000	Clutches And Parts Thereof For Vehiclestransport Of Goods/ Special Pt	26 787	133 714	348 345	1 910 029
8708939000	Clutches And Parts Thereof For Vehicles Transport ,>=10 Person	333 594	1 578 465	2 017 350	9 931 391
8708941000	Steering Wheels With Airbag Assemblies	3 027	45 563	41 245	355 953
8708949400	Oth Steering Wheels With Airbagassemblies For Tractors	700	8 957	16 604	278 356
8708949500	Oth Steering Wheels With Airbagassemblies For Tansport Of Persons	1 792 496	8 904 907	16 764 515	91 367 633
8708949900	Oth Steering Wheels With Airbag Assemblif Vhcls Persons;Goods;Sp	619 177	3 347 319	5 716 731	30 911 040
8708951000	Safety Airbags With Inflater Systemfor Vehicles	175 150	1 145 120	2 171 909	15 275 385
8708959000	Parts Safety Airbags With Inflatersystem	124 483	521 417	3 230 334	13 465 073
8708991000	Other Parts & Acces. For Other Vehiclesof Tractors	145 012	735 088	2 428 187	10 626 746
8708992100	Fuel Tanks For Vehicles Transportpersons Or Goods	306 063	1 850 396	3 664 629	22 880 520
8708992300	Parts Of Fuel Tanks For Vehiclestransport Of Persons Or Goods	109 474	565 607	859 560	5 561 735
8708993000	Accelerator,Brake Or Clutch Padals Forvehicles Transport Of Persons (	86 600	385 208	1 106 646	5 058 419
8708994000	Battery Carriers Or Trays & Brackets Forvehicles Transport Of Persons	23 566	46 721	109 599	821 293
8708995000	Radiator Shrouds For Vehiclestransport Of Persons Or Goods	114	3 073	3 364	31 439
8708996100	Chasis Frames For Vehiclesfor Transport ,>=10 Person	1 515	54 300	29 388	583 933
8708996200	Chasis Frames For Vehiclestransport Of Persons	722 755	4 328 359	4 778 869	33 162 144
8708996310	Chasis Frames For Vehicles <= 24 Ttransport Of Goods	126 955	992 943	488 960	2 343 332
8708996320	Chasis Frames For Vehicles > 24 Ttransport Of Goods	0	80	0	748
8708997000	Other Chasis Frames Or Parts	3 282 465	15 386 976	48 658 241	193 690 609
8708999000	Other Parts,Acces For Other Vehicles Ofheading 8701- 8705	3 048 676	18 528 662	22 333 793	139 554 738
8709110000	Electrical Vehicles, Works Trucks,Self-Propelled,Not Fiited With Liftin	9 101	116 050	400 622	1 084 922
8709190000	Non Electrical Vehicles,Works Trucksself-Propelled,Not Fiited With Lif	12 889	268 040	184 072	1 734 357
8709900000	Parts Of Work Trucks,Self-Propelled,Notfitted With Lift/Handl Equip, I	3 145	41 277	36 096	206 874
8710000000	Tanks, Other Armoured Fighting Vehicles,Motorised, With Weapons/I	26 328	368 218	1 068 462	30 274 111
8711101200	Moped And Motorised Bicycles,Recipoint Combust Piston Engine < 50	9 188	14 554	30 105	46 270
8711101300	Other Motorcycle And Scooters, Recipoint Combust Piston Engine < 50	2 640	13 472	10 549	49 009
8711101900	Other Motorcycles, Reciprocating Inter.Combust. Piston Engine < 50 C	0	0	0	0
8711109200	Moped And Motorised Bicycles,Recipro Intcombust Piston Engine < 50	416	5 148	6 769	30 886
8711109300	Other Motorcycle And Scooters, Reciproin Combust Piston Engine < 50	229	13 908	4 424	28 608
8711109900	Other Motorcycles, Reciprocating Inter.Combust. Piston Engine < 50 C	2 995	2 995	191 092	191 092
8711201010	Motocross Motorcycles, With Recipoint Combust Pist Engine, 50-250	0	63	0	500
8711201090	Motocross Motorcycles, With Recipro Intcombust Pist Engine, 50-250	24 151	99 655	454 102	1 223 785

I.3. IMPOR MENURUT KOMODITI / IMPORT BY HS COMMODITY

\*\*\* JUNI/ JUNE 2014 \*\*\*

HS	Uraian Komoditi Commodity Description	Berat Bersih / Net Weight (Kg)		Nilai / Value C.I.F (US\$)	
		Bulan ini Current Month	Kumulatif Cum.Jan. to date	Bulan ini Current Month	Kumulatif Cum.Jan. to date
8711202000	Moped And Motorised Bicycles With Recipint Combust Pist Engine, 5C	41 411	89 241	385 112	1 086 781
8711203100	Motorcycles Of Cylinder Capacity150-200 Cc, Ckd	1 011	433 510	7 708	552 079
8711203200	Motorcycles Of Cylinder Capacity200-250 Cc, Ckd	0	13 724	0	218 895
8711203900	Motorcycles Of Cylinder Capacity> 250 Cc, Ckd	0	4 439	0	55 332
8711204500	Motorcycles Of Cylinder Capacity<= 200 Cc, Not Ckd	41 007	338 620	83 629	824 648
8711204900	Motorcycles Of Cylinder Capacity> 200 Cc, Not Ckd	0	5 136	0	6 396
8711205100	Motorcycles (Not Side-Cars)Incl.Scootersof Cylinder Capacity 150-200	44 452	455 420	276 896	3 889 870
8711205200	Motorcycles (Not Side-Cars)Incl.Scootersof Cylinder Capacity 200-250	586 996	4 185 516	8 325 179	61 506 677
8711205900	Motorcycles (Not Side-Cars)Incl.Scootersof Cylinder Capacity > 250 Cc	394 862	1 269 405	5 630 817	18 613 526
8711209000	Other Motorcycles (Not Side-Cars)Include Scooters	39 350	87 401	63 249	190 436
8711301010	Motocross Motorcycles With Recipro Intcombustion Piston Engine 25	18 642	18 642	113 377	113 377
8711301090	Motocross Motorcycles With Recipro Intcombust Piston Engine 250-5	5 850	16 714	49 714	142 104
8711309000	Oth Motocross Motorcycles With Reciproint Combustion Piston Engin	4 723	5 193	117 997	129 624
8711401090	Motocross Motorcycles, With Recipro Intcombust Pist Engine, 500-80	0	0	0	0
8711402000	Other Motorcycles, With Recipro Intcombust Piston Engine, 500-800 C	0	629	0	22 299
8711409000	Other Motorcycles, With Recipro Intcombust Piston Engine,500-800 C	2 729	105 833	67 444	2 578 432
8711502000	Other Motorcycles, Recipro Int Combustpiston Engine, > 800 Cc, Ckd	38 668	145 095	961 750	3 854 088
8711509000	Other Motorcycles, Recipro Int Combustpiston Engine, > 800 Cc, Not C	10 769	49 975	354 759	1 545 047
8711905100	Electrical Powered Motorcycles, Ckd	87 784	421 251	111 934	457 426
8711909100	Electrical Powered Motorcycles, Not Ckd	10 800	25 007	8 985	25 418
8711909900	Other Electrical Powered Motorcycles Not Ckd	50	15 294	4 299	1 157 213
8712001000	Racing Bicycles	329 662	1 112 126	213 739	920 844
8712002000	Bicycles Designed To Be Riddenby Children	1 519 738	9 158 942	1 015 754	6 653 739
8712003000	Other Bicycles	1 010 531	7 681 715	878 456	6 721 041
8712009000	Other Cycles	59	401 236	81	2 670 685
8713100000	Carriages For Disabled Persons,Not Mechanically Propelled	43 912	279 666	145 998	811 001
8713900000	Carriages For Disabled Persons,Mechanically Propelled	59 434	708 805	213 147	1 995 947
8714101000	Saddles Of Motorcycles (Incl. Mopeds)	20 323	47 801	17 271	61 015
8714102000	Spokes/Nipples Of Motorcycles(Including Mopeds)	25 731	322 760	20 957	493 248
8714109010	Frame And Forks(Incl. Telescopic Fork,Rear Suspension And Parts The	363 816	1 780 934	2 039 589	11 517 396
8714109020	Gearing,Gearbox,Clutch And Othertransmission Equip. And Part There	320 999	2 034 965	2 709 881	15 351 397
8714109030	Wheel Rims	1 798 682	10 601 885	9 636 977	55 907 208
8714109040	Brakes And Parts Thereof	187 553	1 068 529	537 125	3 272 195
8714109050	Silencers (Mufflers) And Parts Thereoffor Vehicles Of Heading 8711-8	37 947	173 541	247 655	1 311 890
8714109090	Oth Parts And Accessories Of Vehiclesof Heading 8711- 8713	8 336 176	38 733 316	22 754 731	111 049 981
8714201100	Castors Of A Dmm (Incl. Tyres) 75-100 Mmthat The Wheel Width > 3C	0	10	0	480
8714201900	Castors Of A Dmm(Incl. Tyres) > 250 Mmthat The Wheel Width > 30 M	4 291	4 787	54 779	56 428
8714209000	Other Parts Of Carriages Fordisabled Persons	10 668	30 459	20 620	57 337
8714911000	Frame And Forks For Bicycles Designetto Be Ridden By Children	480 640	2 772 133	372 769	2 673 830
8714919100	Parts For Forks	11 124	128 234	7 974	95 195
8714919900	Other Parts For Forks	171 195	825 331	943 067	5 307 190
8714921000	Wheel Rims And Spokes For Bicyclesdesignet To Be Ridden By Childre	81 277	710 366	54 614	749 993
8714929000	Other Wheel Rims And Spokes	187 883	983 973	324 521	1 632 832
8714931000	Hubs,(Exc Coaster Brake Hub, Hub Brakefree/ Sprocket-Wheel),Bicycl	61 030	351 923	77 963	437 414
8714939000	Oth Hubs, (Exc Coaster Braking Hub,Hub Brake, Free/Sprocket-Whee	297 272	1 467 211	814 750	3 933 733
8714941000	Brakes,(Incl Coast Brake Hub,Hub Brake)For Bicycles To Be Ridden By	95 033	478 723	172 180	1 017 587
8714949000	Oth Brakes, (Incl Coaster Braking Hubs,Hub Brakes)	246 440	1 208 608	947 385	4 622 682
8714951000	Saddles For Bicycles Designetto Be Ridden By Children	77 673	427 986	68 047	467 981
8714959000	Other Saddles	134 298	860 473	221 898	1 233 540
8714961000	Pedals And Crank-Gear,& Parts Thrf Forbicycles To Be Ridden By Child	146 528	584 519	159 950	632 525
8714969000	Other Pedals And Crank-Gear,And Parts Thereof	538 352	2 205 015	1 178 663	5 445 337
8714991100	Handle,Bars,Pillars Or Parts & Access.Of Bicycle To Be Ridden By Child	394 997	2 318 569	401 797	2 080 439
8714991200	Chain Wheels And Cranks For Bicyclesdesignet To Be Ridden By Childr	133 752	589 144	150 866	558 159
8714999100	Oth Handle,Bars,Pillars Or Parts Andaccessories	3 574 108	14 490 801	2 880 170	18 763 362
8714999200	Other Chain Wheels And Cranks	366 721	1 834 266	1 430 704	6 098 694
8715000000	Baby Carriages And Parts Thereof	396 835	1 677 557	1 172 273	5 006 809
8716200000	Self-Loading/ Self-Unloading Trailers & Semi-Trailers For Agricultural Pt	0	14 687	0	21 252
8716310000	Tanker Trailers,Tanker Semi-Trailersfor The Transport Of Goods	48 961	389 667	150 000	1 196 092
8716394000	Agricultural Trailers And Semi-Trailers	0	1 000	0	2 085
8716399100	Oth Agricul. Trailers And Semi-Trailerscarrying Capacity > 200 T	192 095	218 952	751 132	830 019
8716399900	Oth Agricul. Trailers And Semi-Trailerscarrying Capacity < 200 T	20 549	290 481	45 976	340 435
8716400000	Other Trailers And Semi-Trailers	163 503	622 401	612 248	4 568 489
8716801000	Cart,Wagon,Sack Truck,Hand Trolleys & Similar Hand-Propelled Vhcl U	93 312	371 729	190 918	1 555 052
8716802000	Wheelbarrows	357 626	1 284 439	115 956	538 576
8716809000	Oth Vehicles Not Mechanically Propelled	61 527	309 489	206 999	1 322 411
8716901300	Parts For Trailer And Semi-Trailers Forgods Of Agricultural Pupos	235 287	2 977 628	251 807	3 992 442
8716901900	Other Parts For Trailer Andsemi-Trailer	396 882	2 516 451	965 771	4 759 706
8716909200	Castors Of A Dmm(Incl. Tyres) 100-250Mmthat The Wheel Width > 3C	92 180	360 715	238 469	1 086 061

I.3. IMPOR MENURUT KOMODITI / IMPORT BY HS COMMODITY

\*\*\* JUNI/ JUNE 2014 \*\*\*

H S	Uraian Komoditi Commodity Description	Berat Bersih / Net Weight (Kg)		Nilai / Value C.I.F (US\$)	
		Bulan ini Current Month	Kumulatif Cum.Jan. to date	Bulan ini Current Month	Kumulatif Cum.Jan. to date
8716909300	Other Parts For Other Vehicles	277 030	991 166	604 657	3 301 433
8716909400	Spokes And Nipples	5	7	8	40
8716909500	Castors For Goods Of Sbdh 8716.80.90 Dmmincl Tyres 100-250Mm W	5 947	65 077	49 521	868 968
8716909600	Other Castor	0	25 093	0	90 394
8716909900	Oth Trailer And Semi-Trailers,Oth Vhclsnot Mechanically Propelled	606 102	3 619 487	1 524 133	9 447 119
8801000000	Balloon,Dirigibles,Glider, Hang Glidersand Other Non-Powered Aircra	0	82	0	250
8802110000	Helicopters Of An Unladenweight <= 2,000 Kg	0	15 562	0	7 969 137
8802120000	Helicopters Of An Unladenweight > 2,000 Kg	0	21 782	0	14 824 232
8802201000	Aeroplane Of An Unladenweight <= 2,000 Kg	1 590	22 482	89 000	6 875 264
8802209000	Aeroplane Of An Unladenweight > 2,000 Kg	0	13 911	0	29 603 352
8802301000	Aeroplane Of An Unladenweight >2,000 Kg And <= 15,000 Kg	7 488	18 271	2 902 560	8 337 030
8802401000	Aeroplanes Of An Unladenweight > 15,000 Kg	41 640	121 947	28 067 429	28 900 902
8803100000	Propellers, Rotors, Parts Thereofheading 8801 Or 8802	8 160	92 156	247 111	494 670
8803200000	Under-Carriages, Parts Thereofheading 8801 Or 8802	1	9 193	1 164	1 591 535
8803300000	Other Parts Of Aeroplanes/ Helicoptersheading 8801 Or 8802	23 633	238 761	28 542 358	158 554 195
8803901000	Parts Of Telecommunication Satellites	0	2	0	80
8803909000	Other Parts Of Goods Of Ballon,Dirigibles And Other Aircraft	2 648	76 774	45 621	27 014 492
8804001000	Parachutes (Incl Dirigible Parachutes,Paraglidiers)& Potochutes,Parts,A	0	144	0	22 406
8804009000	Oth Parachutes (Incl Dirigible Parachut,Paraglidiers)& Potochutes,Part	2	3 112	202	2 104 882
8805100000	Aircraft Launching Gear, Part Thereof,Deck Arrestor/ Similar Gear,Part	0	63 446	0	5 561 063
8805291000	Ground Flying Trainers	0	3 291	0	460 955
8805299000	Parts Of Ground Flying Trainers	40 735	46 761	1 412 597	2 306 992
8901205000	Tankers Of Gross Tonnage <= 5000 Ton	1 194 000	11 653 000	1 464 801	13 259 792
8901207000	Tankers Of Gross Tonnage> 5000 Ton But <= 50000 Ton	21 594 000	51 206 000	79 235 000	91 807 172
8901208000	Tankers Of Gross Tonnage > 50000 Ton	0	30 037 000	0	4 455 088
8901901100	Other Vessels,For Transp. Not Motorisedof Gross Tonnage <= 26 Ton	0	22	0	5 089
8901901400	Other Vessels,For Transp. Not Motorisedof Gross Tonnage > 500 Ton	0	49 049 067	0	78 958 991
8901903100	Other Vessels,For Transp. Motorisedof Gross Tonnage <= 26 Ton	0	678 564	0	176 592
8901903200	Other Vessels For Transport, Motorisedof Gross Tonnage > 26 But <=	0	2 890 000	0	10 417 036
8901903300	Other Vessels,For Transp. Motorisedof Gross Tonnage > 500 But <= 10	0	1 755 000	0	2 366 849
8901903400	Other Vessels,For Transp. Motorisedof Gross Tonnage >1000 But <= 4	7 151 000	42 910 134	5 948 856	87 686 927
8901903500	Other Vessels,For Transp. Motorisedof Gross Tonnage >4000 But <= 5	1 893 000	6 842 000	1 800 000	7 796 175
8901903600	Other Vessels,For Transp. Motorisedof Gross Tonnage >5000 But <= 5	0	24 364 000	0	65 022 713
8902002100	Fishing Vessels Of Gross Tonnage <= 26 Ton	0	55 420	0	32 000
8902002200	Fishing Vessels Of Gross Tonnage > 26 But <= 40 Ton	0	51 880	0	17 122
8902002300	Fishing Vessels Of Gross Tonnage > 40 But <= 250 Ton	0	2 081 910	0	2 039 950
8902002400	Fishing Vessels Of Gross Tonnage > 250 But <= 1000 Ton	760 000	5 195 457	462 300	3 239 276
8902009300	Other Fishing Vessels Of Gross Tonnage > 40 But <= 250 Ton	0	9 903 000	0	4 422 000
8903100000	Yachts&Oth Vessels For Pleasure/ Sportsrowing Boats&Canoes, Inflata	2 742	17 865	25 104	54 217
8903910000	Sailboats, With/Without Auxiliary Motor, Not Inflatable	0	20 922	0	76 216
8903920000	Motorboats, Other Than Outboardmotor, Not Inflatable	6 588	34 049	171 766	759 662
8903990000	Other Vessels For Pleasure/ Sports;Canoes, Not Inflatable	11 652	39 878	4 958	138 851
8904003100	Tugs And Pusher Craft, Power <= 4000 Hp Of Gross Tonnage <= 26 To	116 000	1 932 310	5 850 000	28 765 883
8904003900	Tugs And Pusher Craft, Power > 4000 Hp Of Gross Tonnage <= 26 Ton	0	2 298 264	0	35 070 565
8905100000	Dredgers	521 000	4 126 760	900 000	10 642 777
8905200000	Floating/ Submersible Drilling/ Production Platforms	0	3 701	0	159 619
8905901000	Floating Docks	0	64 442	0	81 000
8905909000	Oth Vessels W/ Navigability Of Which Issubsiary To Their Main Funct	396 066	6 734 518	660 272	30 015 907
8906100000	Warships	37 606	79 853	219 962	1 198 552
8906901000	Lifeboats Oth Than Rowing Boats,Oth Vessels Of Displacement <= 30	0	90 027	0	1 282 800
8906902000	Lifeboats Oth Than Rowing Boats,Othvessels Of Displace.> 30 But <= 3	0	481	0	1 024
8906909000	Lifeboats Oth Than Rowing Boats,Oth Vessels Of Displacement > 300	33 717	306 449	609 163	3 965 063
8907100000	Floating Structures, Inflatable Rafts	22 779	212 477	578 274	1 830 685
8907901000	Buoys	39 486	251 657	1 014 103	2 520 242
8907909000	Other Floating Structures	174 416	1 906 975	740 789	8 673 150
8908000000	Vessel And Oth Floating Structuresfor Breaking Up	0	228 005	0	1 271 787
9001101000	Optical Fibres ,Optical Fibre Bundles& Cables For Telecom.&Oth Electr	15 120	148 471	1 665 598	14 105 609
9001109000	Optical Fibres, Optical Fibre Bundles& Cables For Other Purpose	3 557	33 017	14 562	859 992
9001200000	Sheets And Platesof Polarising Material	387	824	8 162	22 550
9001300000	Contact Lenses	37 814	167 678	4 551 004	22 773 455
9001400000	Spectacle Lenses Of Glass	64	407	47	10 447
9001500000	Spectacle Lenses Of Other Materials	28 430	144 366	682 604	2 815 817
9001901000	Lenses & Optic Elements For Photograpor Cinematographic Cameras /	6 880	51 529	586 830	5 005 737
9001909000	Other Elements Of Glass Notoptically Worked	63 336	613 759	665 164	7 920 171
9002111000	Objective Lenses For Cinematographicprojector	153	4 150	60 181	136 358
9002119000	Objective Lenses For Cameras Andother Projector	16 621	96 592	1 025 893	6 600 921
9002190000	Objective Lenses For Otherinstruments & Apparatus	24 048	168 839	1 160 320	7 813 261
9002201000	Filters For Cinematographic Projectors	0	602	0	30 429

I.3. IMPOR MENURUT KOMODITI / IMPORT BY HS COMMODITY

\*\*\* JUNI/ JUNE 2014 \*\*\*

HS	Uraian Komoditi Commodity Description	Berat Bersih / Net Weight (Kg)		Nilai / Value C.I.F (US\$)	
		Bulan ini Current Month	Kumulatif Cum.Jan. to date	Bulan ini Current Month	Kumulatif Cum.Jan. to date
9002202000	Filters For Cinematographic Cameras,Photographic Cameras & Oth Pr	2	83	1 772	20 916
9002203000	Filters For Telescopes/ Microscopes	46	289	5 039	38 229
9002209000	Filters For Oth Instruments&Apparatus	1 309	22 416	13 446	130 177
9002902000	Lenses& Prisms For Cinematographicprojectors	0	1 020	0	64 646
9002903000	Lenses& Prisms For Cinematographic,Photographic Cameras & Oth Pr	141	5 381	51 705	836 307
9002909000	Other Lenses & Prisms	856	12 604	319 501	2 964 299
9003110000	Frames & Mountings For Spectacles,Goggles Of Plastics	12 271	63 672	222 538	821 694
9003190000	Frames & Mountings For Spectacles,Goggles Of Other Materials	5 985	25 291	183 278	1 166 030
9003900000	Parts For Spectacles,Goggles	10 571	65 316	253 008	1 590 031
9004100000	Sunglasses	158 470	918 078	1 126 026	5 971 484
9004901000	Corrective Spectacles	11 523	76 625	76 623	577 174
9004905000	Protective Goggles	14 961	93 028	43 034	373 870
9004909000	Other Spectacles & Goggles	95 485	516 980	839 564	4 813 482
9005100000	Binoculars	13 170	35 431	336 073	6 623 550
9005801000	Astronomical Instrumens, Excludinginstruments For Radio-Astronomy	0	217	0	6 479
9005809000	Monoculars & Oth Optical Telescopes	15 100	76 342	76 910	2 849 453
9005909000	Parts&Accessories (Include Mountings)For Oth Optical Telescopes	4 231	26 484	10 957	2 598 377
9006109000	Oth Laser Photoplotter,Cameras Of A Kind Used For Preparing Print Pl	0	9 939	0	46 644
9006300000	Cameras Specially Design For Under Wateruse For Aerial Survey, Med	308	1 732	112 604	782 256
9006400000	Instant Print Cameras	2 571	2 577	525 950	534 062
9006510000	Oth Cameras W/ A Through-The Lens Viewfinder(Sr),For Roll Film Of	11 099	181 173	51 610	793 268
9006520000	Oth Cameras For Roll Film Of Width<35 Mm	0	23	0	683
9006530000	Oth Cameras For Roll Film Of Width=35Mm	2	2	1 716	1 716
9006599000	Lasers Photo Plotters/ Imagesetterswithout Raster Image Processor	32	9 584	7 926	70 246
9006610000	Discharge Lamp ("Electronic") Flashlightapparatus	12 333	12 505	33 987	40 192
9006690000	Photographic Flashbulbs Apparatus	22 035	23 550	16 672	64 643
9006911000	Parts & Accessories For Laser Photoplotters Of Subheading 90061010	2	4	246	2 455
9006913000	Parts & Accessories For Instan Printcamera,W/ Sr,Roll Film A Width<	86	10 152	190	62 953
9006919000	Other Parts & Accessories For Cameras	9 263	115 188	42 930	458 586
9006991000	Parts & Accessories For Photographicflash-Light Apparatus	1 054	5 465	2 504	17 632
9006999000	Parts & Accessories Oth Than Forphotograp Flash-Light Apparatus	8 126	27 134	14 849	962 715
9007100000	Cinematographic Cameras	851	54 523	29 849	628 359
9007209000	Cinematographic Projectors For Film Ofmore Than 16 Mm In Width	27 512	134 019	60 812	3 634 800
9007910000	Parts And Accessories Forcinematographic Cameras	9 104	40 292	135 051	640 230
9007920000	Parts And Accessories Forcinematographic Projectors	5 580	25 324	964 055	4 168 961
9008501000	Projector,Enlarge/ Reducer,Microfilm/ Fiche/Form Whether/ Not Capal	0	2 105	0	8 195
9008509000	Projector,Enlarge/ Reducer,Oth Microfilm/ Fiche/ Form Whether/ Not C	21 061	127 463	50 789	373 741
9008902000	Part&Accessories For Image Projectorof Fotographic, Enlarge & Reduc	166	1 908	346	15 922
9008909000	Part&Accessories For Image Projectoroth Of Fotographic, Enlarge & R	387	2 400	10 472	108 363
9010100000	App & Equipment For Automaticallydevelope/ Expose Photographic Fi	6 993	88 498	58 472	290 728
9010501000	App For The Projec/Draw Of Circ Patternon Sensitized Substrates,Mar	0	12 961	0	114 997
9010509000	Oth App&Equip For Photograph Laboratorie(Inc Cinematographic); Ne	3	76	538	2 686
9010601000	Projection Screens Of 300 Inches Or More	33 956	276 678	177 713	1 466 668
9010609000	Projection Screens Of 300 Inches Or Less	17 156	137 140	44 815	515 799
9010901000	Parts&Accessores Of Apparatus&Equipmentsfor Automatically Develc	55	818	1 623	19 156
9010903000	Parts&Acc Of App For The Projection/ Drawing Of Circuit Patterns Of F	0	16	0	823
9010909000	Parts&Accessoris Of Other Apparatus&Equipment For Photographicsl	87	12 581	29 057	208 523
9011100000	Stereoscopic Microscopes	1 066	19 647	21 027	524 772
9011200000	Oth Microscopes For Photomicrography, Cinephotomicrography Or M	3 971	38 173	168 300	1 256 528
9011800000	Other Optical Microscopes	2 148	14 198	472 214	2 874 181
9011900000	Parts And Accessories Of Compoundoptical Microscopes	10	313	7 510	37 433
9012100000	Microscopes Oth Than Optical Microscope Diffraction Apparatus	506	25 192	167 709	1 721 209
9012900000	Parts And Accessories For Microscopeoth Than Optical Microscope	74	1 297	4 461	211 035
9013100000	Telescopic Sights For Fitting To Armsperiscopes,Telescopes To Part Of	0	1 037	0	6 899
9013200000	Lasers, Other Than Laser Diodes	3 441	15 539	396 370	3 417 708
9013801000	Optical Error Verifications&Repairapp For Pcb/ Pwb& Pca	2 264	16 696	119 550	748 718
9013802000	Liquid Crystal Devices	11 214	59 697	1 642 558	9 281 030
9013809000	Other Devices, Appliances&Instrumentsof Other Optical Appliances	78 789	376 882	835 532	6 095 662
9013901000	Parts & Accessories Of Lasers Oth Thanlaser Diodes (Sub Head 90132)	0	1 013	0	77 833
9013905000	Parts&Accessories Of Liquid Crystaldevices (Sub Head 90138020)	0	711	0	22 495
9013906000	Parts & Accessories Of Goods Of Opticalerror Repair Apparatus For Pc	0	14	0	5 814
9013909000	Parts & Accessories Of Oth Than Goods OfLasers,Liquid Crystal,Oth De	17 056	71 151	801 924	3 368 811
9014100000	Direction Finding Compasses	4 822	37 701	22 568	1 044 869
9014200000	Instrum&Appl For Aeronautical/ Spacenavigation (Other Than Compas	8 649	43 965	132 876	919 103
9014801000	Oth Navigation Instrum&Appl Of Used Onship Work With An Automal	2 900	14 507	13 463	2 584 377
9014809000	Oth Navigation Instrum&Appl of Oth Used On Ships	2 185	40 098	160 701	2 228 472
9014901000	Parts&Acc Of Navigation Instrum&App Ofon Ships,With Automatic Da	0	17 432	0	1 864 183
9014909000	Parts & Accessories Of Other Navigationinstruments & Appliances	247	12 209	372 411	2 100 058

I.3. IMPOR MENURUT KOMODITI / IMPORT BY HS COMMODITY

\*\*\* JUNI/ JUNE 2014 \*\*\*

H S	Uraian Komoditi Commodity Description	Berat Bersih / Net Weight (Kg)		Nilai / Value C.I.F (US\$)	
		Bulan ini Current Month	Kumulatif Cum.Jan. to date	Bulan ini Current Month	Kumulatif Cum.Jan. to date
9015101000	Rangefinders Of Used In Photography Or Cinematography	0	186	0	32 113
9015109000	Rangefinders Other Than Of Used Inphotography Or Cinematography	16 606	110 652	139 049	1 153 044
9015200000	Theodolites & Tachymeters (Tacheometers)	40	14 772	27	1 361 547
9015300000	Levels [Measuring Higher Of Ground]	4 518	45 913	42 040	475 453
9015400000	Photogrammetrical Surveying Instrumentsand Appliances	3 142	10 321	26 447	408 081
9015801000	Radio Sonde And Radio Wind Apparatus	9 681	18 322	1 174 015	1 638 612
9015809000	Other Instruments&Appliances Oth Thanradio Sonde And Radio Wind	40 234	157 861	3 946 403	14 867 142
9015900000	Parts & Accessories Of Surveyinginstruments & Appliances	40 193	195 448	4 233 158	20 082 521
9016000000	Balances Of A Sensitivity Of 5 Cg Orbetter, W/Without Their Weights	14 991	112 606	295 788	1 825 119
9017101000	Plotters,Drafting Tables And Machines,Whether Not Automatic	3 322	26 421	14 407	201 053
9017109000	Drafting Tables And Machines,Whether Not Automatic Other Than Pl	5 470	28 715	67 201	557 760
9017201000	Rulers,Drawing,Marking Out,Ormathematical Calculating Instrument	48 706	185 902	48 471	293 405
9017203000	App For The Project/Draw Of Circ Patternon Sens'Zed Subs'S For Mfc	50	595	2 530	75 217
9017204000	Photo Plotters For The Manufactureof Pcb/Pwb	0	10	0	18 275
9017209000	Other Drawing,Marking-Out/Mathematical Calculating Instruments	98 374	461 063	266 834	1 136 304
9017300000	Micrometers, Callipers And Gauges	55 087	247 203	1 159 237	6 802 286
9017800000	Oth Instrumentsfor Measuring Lengthfor Use In Hand, Rods And Tap	315 619	1 559 119	727 723	4 039 389
9017902000	Parts&Acc Of App For The Project/Draw Ofcirc Pattern,Sens Substrate	79	1 918	2 059	122 815
9017903000	Parts&Acc Of Photoplotters For Themanufac Of Pcb/Pwb	0	584	0	29 388
9017904000	Parts&Accessories,Incl Printed Circuitsassemblies Of Other Plotters	35	181	3 399	23 811
9017909000	Parts & Accessories Of Oth Instrumentsfor Measuring Length For Use	27 795	64 359	130 637	572 410
9018110000	Electro-Cardiographs,Used In Medical	7 368	18 742	491 399	1 356 579
9018120000	Ultrasonic Scanning Apparatus,Used In Medical	13 365	46 445	1 993 321	7 407 441
9018130000	Magnetic Resonance Imaging Apparatusused In Medical	23 125	71 390	1 612 112	4 817 246
9018140000	Scintigraphic Apparatusused In Medical	1 351	2 631	117 304	245 736
9018190000	Other Electro-Diagnostic Apparatusused In Medical	12 473	68 645	1 166 556	5 514 801
9018200000	Ultra-Violet/Infra-Red Ray Apparatusused In Medical	2 589	9 087	162 918	804 096
9018311000	Disposable Syringes, With Or Withoutneedles	133 348	726 372	968 439	5 838 469
9018319000	Syringes, With/Without Needlesother Than Disposable Syringes	28 424	74 868	437 673	1 603 143
9018320000	Tubular Metal Needles And Needlesfor Sutures	35 622	215 693	533 868	3 195 687
9018391000	Catheters	36 045	270 746	1 294 986	7 828 631
9018399000	Cannulae And The Like	45 544	229 482	858 539	5 994 737
9018410000	Dental Drill Eng,Whether/Not Combinedon A Single Base With Oth De	70	435	12 213	93 084
9018490000	Oth Instruments And Appliances,Used In Dental Sciences	1 012	52 832	85 296	478 986
9018500000	Oth Ophthalmic Instruments&Appliances	6 089	19 054	1 173 808	5 028 269
9018902000	Intravenous Administration Set	138 657	660 217	2 017 098	9 207 831
9018903000	Electronic Instruments And Appliances,Used In Medical	598 663	4 104 614	4 143 096	19 786 569
9018909000	Other Instruments And Appliances,Used In Medical	264 969	1 547 163	7 484 309	35 655 172
9019101000	Electronic,Mechano-Therapy Appliancesmassage,Psycho Aptitude-Test	69	35 256	9 349	392 492
9019109000	Mechano-Therapy Appliance Massage,Psycho Aptitude-Test Apparatu	62 128	336 238	754 636	3 338 354
9019200000	Ozone Therapy,Oxygen Therapy, Aerosoltherapy, Artificial Respirator	92 531	809 024	2 741 791	8 837 724
9020000000	Breath Appl,Gas Masks,Excl Protec Maskshave Neither Mech Part,Rep	3 672	206 284	76 423	2 715 040
9021100000	Orthopaedic Or Fracture Appliances	8 905	89 805	133 162	1 075 335
9021210000	Artificial Teeth,Orthopaedic Appliances	244	651	45 309	130 159
9021290000	Dental Fittings,Orthopaedic Appliances	28	762	11 539	52 343
9021310000	Artificial Joints,Orthopaedic Appliances	226	1 616	246 410	1 041 838
9021390000	Other Artificial Parts Of The Body	120	687	124 766	242 334
9021400000	Hearing Aids, Excluding Partsand Accessories	237	10 280	259 071	12 069 848
9021500000	Pacemakers For Stimulating Heartmuscles,Excluding Parts&Accessorie	0	2	0	7 609
9021900000	Oth Appl.Which Are Worn/Carried/Implanin The Body,To Compensate	8 398	92 604	9 933 878	52 113 960
9022120000	Computed Tomography Apparatus	12 811	61 495	858 954	4 628 687
9022130000	X-Ray App For Dental Uses	0	1 761	0	76 659
9022140000	X-Ray App For Medical,Surgical Orveterinary Uses	19 809	113 285	825 938	7 320 911
9022191000	X-Ray App For The Physical Inspectionof Solder Joints On Pcb/Pwb As	2 400	31 288	191 061	1 289 114
9022199000	X-Ray For Radiografi Or Radiotherapy Apparatus	10 734	19 601	344 592	770 920
9022290000	Alpha,Beta/ Gamma Radiations,Forradiography Or Radiotherapy Appa	942	33 007	28 237	4 044 143
9022300000	X-Ray Tubes	1 257	2 376	417 702	794 317
9022901000	Parts&Acc Of X-Ray App For The Physicalinspection Of Solder Joints O	110	2 006	51 823	449 492
9022909000	Part&Acc Oth Of X-Ray App For The Physicinspection Of Solder Joints	397	7 601	127 977	1 259 204
9023000000	Instruments App&Model,For Demonstrapurposes(In Education/Exhibi	114 353	397 564	1 088 021	5 424 980
9024101000	Machines&Appliances For Testing Metals,Electrically Operated	12 437	123 741	131 325	3 773 070
9024102000	Machines&Appliances For Testing Metals,Not-Electrically Operated	694	3 040	12 352	238 294
9024801000	Oth Mach& Appliances For Testing Wood,Textiles,Paper,Plastics,Elect	15 043	144 858	760 290	6 242 337
9024802000	Oth Mach& Appliances For Testing Wood,Textiles,Paper,Plastic,Not El	536	5 747	11 779	396 167
9024901000	Parts&Acc For Elect Operated Mach&Appfor Test Mechanical Propert	1 403	19 084	145 108	1 322 026
9024902000	Parts&Acc For Non Elect Operated Mach&App For Test Mechan Prop	49	860	8 347	86 258
9025110000	Thermometers&Pyrometers,Liquid Filled,For Direct Reading	10 752	50 209	60 129	376 102
9025191100	Thermometers&Pyrometers,Elect Operated,Temperature Gauges For	8 377	53 379	96 397	783 734

I.3. IMPOR MENURUT KOMODITI / IMPORT BY HS COMMODITY

\*\*\* JUNI/ JUNE 2014 \*\*\*

HS	Uraian Komoditi Commodity Description	Berat Bersih / Net Weight (Kg)		Nilai / Value C.I.F (US\$)	
		Bulan ini Current Month	Kumulatif Cum.Jan. to date	Bulan ini Current Month	Kumulatif Cum.Jan. to date
9025191900	Thermometers&Pyrometers,Elect Operated,Oth Temperature Gauges	40 843	133 354	1 392 824	4 851 840
9025192000	Thermometers&Pyrometers Notelectrically Operated	1 064	12 446	58 453	298 680
9025802000	Oth Instruments Of Oth Than Thermometers&Pyrometers, Electrically	13 859	737 982	246 800	5 170 410
9025803000	Oth Instruments Of Oth Than Thermometers&Pyrometers, Not Electri	5 836	57 282	75 227	681 379
9025901000	Parts&Acces Of Hidrometer,Termometer/ Smilar Instrument, Electric	33 571	96 900	363 721	1 704 497
9025902000	Parts&Acces Of Hidrometer,Termometer/ Smilar Instrument, Non Ele	2 160	34 236	118 226	728 998
9026101000	Level Gauges For Motor Vehicleselectrically Operated	22 522	77 862	423 967	1 931 986
9026102000	Level Gauges For Motor Vehiclesnot Electrically Operated	33 428	159 998	523 686	3 548 321
9026103000	Oth Measuring/ Check The Flow/Level Of Liquid, Electrically Operated	35 622	270 332	1 899 015	12 897 749
9026109000	Oth Measuring/ Check The Flow/Level Of Liquid,Not Electrically Opera	53 628	230 870	692 639	6 024 220
9026201000	Pressure Gauges For Motor Vehicles,Electrically Operated	32 612	259 521	885 226	6 476 947
9026202000	Pressure Gauges For Motor Vehicles, Not Electrically Operated	6 587	49 536	353 081	1 490 208
9026203000	Other Measuring/ Checking Pressureinstruments, Electrically Operate	34 179	296 961	1 555 538	10 822 609
9026204000	Other Measuring/ Checking Pressureinstruments,Not Electrically Oper	51 448	250 147	911 157	5 582 349
9026801000	Oth Instruments/ App For Measuring/ Checkthe Flow/Level/ Press,Elect	58 658	354 618	1 462 295	9 888 207
9026802000	Oth Instruments/ App For Measuring/ Check,Flow/ Level/ Press,Not Elec	33 316	99 101	389 646	1 972 453
9026901000	Part& Acc For Electric Operate Instrument& App,Measure/ Check The F	35 116	176 750	2 505 737	11 296 061
9026902000	Part& Acc For Non Electric Operate Instru& App,Measure/ Check The Fl	6 571	1 307 762	261 345	13 779 172
9027101000	Gas/ Smoke Analysis Apparatus, Electrically Operated	1 000	23 766	120 541	1 551 270
9027102000	Gas/ Smoke Analysis Apparatus, Not Electrically Operated	6 079	39 639	1 297 908	5 362 489
9027201000	Chromatographs&Elektrophoresisinstruments, Electrically Operated	1 116	3 362	292 220	1 035 151
9027202000	Chromatographs&Elektrophoresisinstruments,Not Electrically Operat	0	37	0	17 700
9027301000	Spectro/ Spectrophotometers& Spectrograph Use Optic Radiat,Elect O	12 065	51 596	1 009 721	6 004 349
9027302000	Spectro/ Spectrophotometers& Spectrograph Use Optic Radiat,Not Ele	1 388	11 323	437 527	2 994 612
9027501000	Oth Instrum& App Using Optic Radiations(Uv, Visible, Ir),Electrically O	6 292	33 909	1 214 678	5 972 570
9027502000	Oth Instrum& App Using Optic Radiations(Uv, Visible, Ir),Not Electric C	257	11 841	24 702	1 019 174
9027801000	Oth Instruments& App,Exposure Meters	16 389	168 100	596 199	6 410 329
9027803000	Oth Instruments& App Oth Thanexposure Meters,Electrically Operate	11 435	39 748	1 664 993	7 136 487
9027804000	Oth Instruments& App Oth Thanexposure Meters,Not Electric Operate	1 973	15 274	201 584	911 193
9027901000	Parts& Acc Incl Pca Of Head 9027,Oth Thanfor Gas/ Smoke Analysis Ap	421	1 820	134 646	401 203
9027909100	Microtomes, Electrically Operated	639	32 271	51 329	785 735
9027909900	Microtomes,Not Electrically Operated	6 607	39 109	763 077	3 262 403
9028101000	Gas Meters Of A Kind Mounted Ingas Containers	29 723	97 521	501 335	2 218 067
9028109000	Other Gas Meters	2 245	62 633	25 505	1 317 882
9028202000	Liquid Meters, Water Meters	10 856	127 436	125 247	1 011 581
9028209000	Other Liquid Meters	333	8 872	16 947	242 641
9028301000	Electricity Meters,Kilowatt Hour Meters(Kwh)	178	57 754	7 836	1 865 487
9028309000	Other Electricity Meters	40 495	177 599	1 295 658	5 557 259
9028901000	Part& Accessories,Water Meter Housingsor Bodies	102 613	660 029	717 608	4 608 637
9028909000	Part& Accessories,Oth Water Meterhousings Or Bodies	44 602	748 591	1 254 453	12 700 349
9029102000	Taximeters	376	5 394	5 125	26 552
9029109000	Mileometers, Pedometers And The Like	503 391	555 972	889 970	3 986 439
9029201000	Speedometer For Motor Vehicles	62 439	355 720	1 290 304	6 550 102
9029202000	Tachometers For Motor Vehicles	33 901	227 214	899 377	5 292 943
9029209000	Oth Speed Indicators& Tachometers; Stroboscopes	139 638	706 986	3 287 050	19 333 355
9029901000	Parts& Acc Of Revolution Counter& The Likeor Of Stroboscopes Of Sub	18 157	111 794	252 368	1 925 053
9029902000	Parts And Accessories Of Othergoods Of Speed Indicators & Tachome	125 842	923 597	5 000 386	27 615 233
9030100000	Instruments & Apparatus For Measuring/ Detecting Ionising Radiation	6 433	16 204	2 355 795	3 257 020
9030200000	Oscilloscope And Oscillographs	6 190	42 405	73 609	770 665
9030310000	Multimeters Without A Recording Device	26 025	82 382	198 831	2 238 913
9030320000	Multimeters With A Recording Device	3 365	25 527	30 619	462 796
9030331000	Instruments And Apparatus For Measuring/ Check Voltage Without A I	10 109	46 055	394 394	3 286 407
9030332000	Impedance-Measuring Instruments& Apparatus Designed To Provide \	1 257	7 223	39 930	304 077
9030333000	Ammeters And Voltmeters For Motorvehicles Without A Record Devic	10 325	62 757	25 503	204 215
9030339000	Oth Instruments& Apparatus For Measuring/ Check Voltage Without A	18 944	139 613	272 843	3 823 276
9030390000	Oth Instruments& Apparatus For Measuring/ Check Voltage With A Re	2 830	33 241	176 090	1 569 257
9030400000	Other Instruments And Apparatus,Designed For Telecommunications	779	5 116	110 901	644 265
9030821000	Wafer Probers For Measuring/ Checksemiconductor Wafers	3	190	2 492	22 389
9030829000	Oth Instrum& App For Measuring/ Check Semiconductor Wafer/ Device	762	16 674	174 022	2 689 110
9030841000	Instruments & App With A Recording Formeasure/Check Elect Quanti	8 141	20 148	466 557	1 712 354
9030849000	Oth Instru& App With A Record For Measure,Check Electrical Quantiti	1 234	24 785	320 214	989 224
9030891000	Instru& App,W/ O Recording Device For Goods Other Than Subheading	1 545	2 549	8 761	176 064
9030899000	Oth Instruments & Apparatus,Withoutrecording Device	14 760	119 417	345 833	2 113 492
9030901000	Parts& Accessories Incl Pca Of Goodsgoods Of Subhead 903040 & 903	1 089	27 069	76 943	1 800 654
9030903000	Parts& Acc Of Optic Instrum& Appliance Formeasuring/Check Pcb/ Pwt	1 174	4 833	269 232	1 264 978
9030904000	Parts& Acc Of Instrum& App For Measure/ Check Elect Quantities On P	303	3 800	173 314	699 249
9030909000	Other Parts& Accessories Ofgoods Of Head 9030	13 423	1 088 641	1 400 032	18 825 538
9031101000	Machines For Balancing Mechanical Parts,Electrically Operated	81 597	304 782	281 693	6 416 975

## I.3. IMPOR M ENURUT KOM ODITI / IM PORT BY HS COM M ODITY

\*\*\* JUNI/ JUNE 2014 \*\*\*

H S	Uraian Komoditi Commodity Description	Berat Bersih / Net Weight (Kg)		Nilai / Value C.I.F (US\$)	
		Bulan ini Current Month	Kumulatif Cum.Jan. to date	Bulan ini Current Month	Kumulatif Cum.Jan. to date
9031102000	Machines For Balancing Mechanical Parts,Not Electrically Operated	1 206	18 881	7 734	794 109
9031201000	Test Benches, Electrically Operated	16 803	84 636	232 033	2 216 508
9031202000	Test Benches,Not Electrically Operated	626	4 289	27 402	166 684
9031410000	Oth Optic Instrum&Appl For Inspect Semiconduct Wafer/Device/Phot	500	5 719	15 897	126 033
9031491000	Optic Instrum&Appl For Measur Surfaceparticulate Contamination,Se	553	1 807	128 802	406 030
9031492000	Optical Error Verification&Repair Appfor Pca/ Pwb And Pca	0	12	0	1 552
9031493000	Optical Instrum&Appl For Measuring/Checking Pcb/ Pwb&Pca	282	2 547	43 047	376 485
9031499000	Other Optical Instruments Andappliances For Other Purposes	7 585	74 924	712 686	6 428 362
9031801000	Cable Tester	8 704	24 027	186 871	2 432 851
9031809000	Oth Instruments,Appliances And Machines,Other Cable Tester	270 858	1 393 338	15 042 272	64 483 861
9031901100	Parts&Acc Incl Pca Of Optical Instrum&Appl,Inspect Semicon Wafer,El	1 685	9 989	120 424	568 055
9031901200	Parts&Acc Of Optic Error Verific&Repairapparatus For Pcb/ Pwb&Pca,I	195	653	23 650	82 534
9031901300	Parts&Acc Of Oth Optic Instruments&Appl,Measuring/ Chek Pcb/ Pwb&	4 949	25 927	147 695	1 242 128
9031901900	Oth Parts&Acc Oth Than Inspect Wafer/Repair/Measure Pcb,Pwb,Pwa	31 200	194 553	1 452 159	9 508 736
9031902000	Oth Part&Acc For Measure/ Chek Instrumentappliance&Mach,Not Ele	2 081	13 768	182 838	770 414
9032101000	Thermostats, Electrically Operated	113 326	763 968	2 137 081	14 291 813
9032102000	Thermostats, Not Electrically Operated	4 143	70 475	130 391	876 233
9032201000	Manostats, Electrically Operated	460	8 561	24 860	498 228
9032202000	Manostats, Not Electrically Operated	2 353	11 133	33 747	159 302
9032810000	Hydraulic Or Pneumatic	37 540	535 750	841 353	5 035 210
9032891000	Instru&App,Automatic Data Process Machfor Controll,Cargo Handling	131 906	738 851	3 060 529	17 428 502
9032892000	Automatic Instrum&App For Controlchem/Elec-Chem Solutions In Pci	101	11 815	5 006	288 649
9032893100	Automatic Regulating Voltage Units(Stabilizers),Electrically Operated	117 228	584 303	309 036	1 488 747
9032893900	Instrument&Apparatus Oth Than(Stabilizers),Electrically Operated	73 060	477 689	2 948 573	18 202 604
9032899000	Oth Automatic Regulating/ Controllinstrum&App Not Electrically Oper	276 439	1 514 078	11 494 675	70 650 322
9032901000	Parts&Accessories Of Automatic Dataprocess Mach,Cargo Handl Syter	194	1 257	13 776	109 737
9032902000	Part&Acc Automatic Instr&App, Controlchem/Elec-Chem Solutions In	0	768	0	19 245
9032903000	Part&Acc Automatic, Regulating/ Controllinstruments&Apparatus,Elc	9 016	48 251	227 035	1 468 857
9032909000	Part&Acc Automatic, Regulating/ Controllinstruments&Apparatus,Not	55 494	356 407	1 863 307	17 104 044
9033001000	Parts&Acc For Mach,Appl,Instrum Ofchap 90 For Electric Operated Eq	25 746	202 092	766 737	5 662 037
9033002000	Parts&Acc For Mach,Appl,Instrum Ofchap 90 For Not Electric Operate	38 472	199 714	759 423	4 843 390
9101110000	Wrist-Watch Of Metal,W/Not Stopwatch/ Mech Display Only,Elect C	0	659	0	569 608
9101190000	Wrist-Watch Of Metal,W/Not Stopwatchoth W/ Mech Display Only,El	356	626	4 762	290 428
9101210000	Oth Wrist-Watch,Whether/Not Stopwatchw/ Automatic Winding Of M	0	27	0	36 576
9101290000	Oth Wrist-Watch,Whether/Not Stopwatchoth Than Automatic Windir	10 894	14 655	63 917	191 879
9101910000	Pocket-Watch&Oth Watch Inc Stopwatch Ofmetal Or Precious Metal,I	0	861	0	1 361
9101990000	Pocket&Oth Watch Inc Stopwatch Of Metal/Of W/ Precious Metal,Nc	3 049	9 347	34 645	442 738
9102110000	Wrist-Watch,Whether/Not Stopwatchw/ Mech Display Only,Elect Ope	17 865	92 531	852 339	5 261 774
9102120000	Wrist-Watch,Whether/Not Stopwatchw/ Opto-Elect Display Only,Elec	621	2 101	105 190	299 113
9102190000	Wrist-Watch,Whether/Not Stopwatchoth Than Mech&Opto,Elect Ope	69 393	637 085	207 990	2 127 522
9102210000	Oth Wrist-Watch,Whether/Not Stopwatchw/ Automatic Winding	208	5 889	109 817	785 708
9102290000	Oth Wrist-Watch,Whether/Not Stopwatchoth Than Automatic Windir	119 957	461 871	801 975	4 912 369
9102911000	Stop-Watches, Electrically Operated	3 998	10 914	13 031	45 663
9102919000	Pocket-Watch&Oth Watch, Electricallyoperated	27	3 216	14 513	171 178
9102990000	Pocket-Watch&Oth Watch Inc Stopwatchnot Electrically Operated	121 144	323 034	1 351 947	7 176 897
9103100000	Clocks With Watch Movements,Excl Clocks Ofh9104 Elect Operated	96	594	206	658
9103900000	Clocks With Watch Movements,Excl Clocks Ofh9104 Not Elect Operat	3 598	50 128	17 818	219 513
9104001000	Instrument Panel Clocks & Clocks Ofa Similar Type, For Vehicles	2 222	13 777	128 950	760 448
9104002000	Instrument Panel Clocks & Clocks Ofa Similar Type, For Aircraft	0	2	0	1 884
9104003000	Instrument Panel Clocks & Clocks Ofa Similar Type, For Vessels	0	875	0	2 059
9104009000	Instrument Panel Clocks & Clocks Ofa Similar Type, For Spacecraft	8	420	263	13 101
9105110000	Alarm Clocks, Electrically Operated	5 184	31 804	15 094	98 921
9105190000	Alarm Clocks,Not Electrically Operated	48 282	286 531	93 499	580 559
9105210000	Wall Clocks, Electrically Operated	37 610	147 863	176 764	587 672
9105290000	Wall Clocks, Not Electrically Operated	22 166	140 014	86 784	451 455
9105911000	Marine Chronometers,Electrically Operated	0	237	0	867
9105919000	Oth Clocks, Oth Than Marine Chronometerselectrically Operated	364	12 595	3 040	29 155
9105999000	Oth Clocks, Oth Than Marine Chronometersnot Electrically Operated	23 543	82 442	171 581	571 141
9106100000	Time-Registers,Time-Recorders	18 679	51 504	42 283	374 421
9106901000	Parking Meters	705	19 560	2 207	75 147
9106909000	Oth Time Of Day Recording&Measuring Appoth Than Parking Meter	16 332	84 895	160 275	967 050
9107000000	Time Switches With Clock/ Watchmovement/ With Synchronous Moto	37 576	226 504	445 100	2 026 706
9108110000	Watch Move Comp&Assem W/Mechanical Display Only, Electrically C	0	23	0	2 656
9108120000	Watch Move Comp&Assem W/Opto Elect Display Only, Electrically Op	0	12	0	6 286
9108190000	Watch Move Comp&Assem Oth Thanmechanical,Opto-Elect, Elect Op	0	35	0	4 324
9108900000	Oth Watch Movements Complete Andassembled	0	4 175	0	6 543
9109100000	Clock Movements,Complete Andassembled, Electrically Operated	6 530	35 596	25 045	158 421
9109900000	Clock Movements,Complete Andassembled,Not Electrically Operated	2 044	13 707	4 655	37 656

I.3. IM POR M ENURUT KOM ODITI / IM PORT BY HS COM M ODITY

\*\*\* JUNI/ JUNE 2014 \*\*\*

H S	Uraian Komoditi Commodity Description	Berat Bersih / Net Weight (Kg)		Nilai / Value C.I.F (US\$)	
		Bulan ini Current Month	Kumulatif Cum.Jan. to date	Bulan ini Current Month	Kumulatif Cum.Jan. to date
9110110000	Complete Movements,Unassem/Partly Assem(Movement Sets) Of W	11 338	71 862	65 265	413 177
9110120000	Incomplete Movements, Assembled Of Watches	0	7 003	0	16 231
9110190000	Rough Movements Of Watches	0	0	0	0
9110900000	Oth Complete Watch Or Clock Movements	11 009	32 385	15 667	45 854
9111200000	Watch Cases Of Base Metal, Whether Or Not Gold/ Silver-Plated	6	62	67	610
9111800000	Other Watch Cases	11	6 176	113	11 822
9111900000	Parts Of Watch Cases	7	190 000	52	2 881
9112200000	Clock Cases And Cases Of A Similartype For Other Goods Of This Chap	4 786	40 144	17 926	114 952
9112900000	Part Of Clock Cases& Cases Of A Similartype For Other Goods Of This C	50	2 432	3 960	16 382
9113100000	Watch Straps,Bands& Bracelets Of Preciousmetal/ Of Metal Clad W/ Pr	927	5 891	12 600	78 385
9113200000	Watch Straps,Bands& Bracelets Of Basemetal,Whether Or Not Gold/S	54	502	4 926	26 330
9113900000	Oth Watch Straps,Bands& Braceletsand Parts Thereof	9 595	30 648	33 038	269 825
9114100000	Springs, Including Hair-Springsof Clock Or Watch Parts	118	680	4 729	37 088
9114300000	Dials Of Clock Or Watch Parts	18	4 335	778	11 645
9114400000	Plates And Bridges Of Clock/ Watch Parts	10 902	11 609	32 749	75 967
9114900000	Oth Clock Or Watch Part Oth Than Spring,Hair Springs,Dials,Plate& Bri	3 291	74 235	6 234	139 917
9201100000	Upright Pianos	33 099	112 027	43 345	212 317
9201200000	Grand Pianos	1 098	11 948	4 756	126 915
9201900000	Oth Pianos,Incl Automatic Pianosharpsichord&Oth Keybrd String Instr	9 350	129 308	14 814	182 013
9202100000	String Musical Instrument(Violins,Harps), Played With A Bow	3 610	16 541	80 264	305 881
9202900000	Oth String Musical Instruments(Guitars)Not Played With A Bow	27 424	111 020	269 252	1 399 783
9205100000	Brass-Wind Instruments	174	13 977	6 915	152 372
9205901000	Keyboard Pipe Organ,Harmonium&Smilarkeyboard Instruments W/ F	8 804	40 179	14 484	72 079
9205909000	Other Wind Musical Instruments	149 776	525 594	313 068	1 108 755
9206000000	Percussion Musical Instruments(Exp, Drm,Xylophones,Cymbals,Castar	69 936	560 886	296 861	2 044 215
9207100000	Keyboard Instruments,Oth Than Accordions	15 051	133 390	66 501	1 275 465
9207900000	Oth Musical Instruments,The Sound Isproduced Must Be Amplified,El	22 944	148 424	112 711	682 596
9208100000	Musical Boxes	11 446	40 818	56 513	312 651
9208901000	Decoy Calls,Whistles,Call Horns &Othmouth Blown Sound Signalling Ir	768	8 516	492	119 492
9208909000	Fairground,Mech Street Organ,Sng Bird,Musical Saw,Oth Musical Inst	533	16 865	2 378	52 045
9209300000	Musical Instrument Strings	27 823	126 886	296 405	1 893 077
9209911000	Part& Accessories, Strung Backs,Keyboards& Metal Frames For Uprigh	172 061	1 118 904	353 867	2 189 236
9209919000	Other Parts And Accessories For Pianos	603 317	3 801 375	5 199 010	30 223 378
9209920000	Parts & Accessories For The Musicalinstrument Of String Musical Instr	72 898	480 744	1 268 471	6 997 054
9209940000	Parts& Acc,The Music Instrument Of Soundof Which Is Prod/Must Be /	169 099	1 311 319	4 864 066	26 210 369
9209990000	Parts & Accessories For Oth Musicalinstruments	77 997	345 471	2 705 699	12 388 945
9301100000	Artillery Weapons(Guns,Howitzer& Mortars)	0	183 230	0	76 535 596
9301200000	Rocket Launchers;Flame-Throwers;Grenadelaunchers;Torpedo Tubes& S	0	499	0	50 030
9301900000	Oth Military Weapons,Oth Than Revolvers,Pistols & The Arms Of Hear	536	9 606	268 805	8 151 132
9302000000	Revolvers And Pistols, Other Than Thoseof Heading 9303/9304	154	5 124	12 726	3 563 725
9303900000	Oth Firearm& Similar Device Which Operateby The Firing Of An Explos	0	164	0	29 236
9304001000	Air Guns,Operating At Pressureof Less Than 7 Kg	0	50	0	364
9304009000	Oth Arms(Spring,Air/ Gas Guns& Pistols)Excluding Those Of Heading 93	0	1 638	0	149 701
9305100000	Parts And Accessories Of Revolvers Orpistols	0	48	0	28 760
9305200000	Parts And Accessories Of Shotguns Orrifles Of Heading 9303	0	237	0	13 429
9305911000	Parts& Accessories Of Military Weapons Of Heading 9301 Of Leather/	0	9	0	153
9305919000	Parts& Acc Of Military Weapons Of Head 9301,Of Oth Than Leath/ Tex	1 098	1 357	915 241	1 166 303
9305991900	Part& Acc Of Goods Of Oth Arm Of Head 930400900 Of Oth Than Leath	768	1 485	15 515	30 680
9305999900	Parts And Accessories Of Revolver& Pistolof Heading 9302 Of Oth Leat	0	4 023	0	444 211
9306210000	Cartridges	0	25 371	0	5 593 924
9306290000	Parts Of Cartridges, Gun Pellets	0	12 799	0	95 621
9306301900	Oth Cartridges Oth Than 22 Calibrecartridges Of Heading 9302	0	0	0	0
9306302000	Cartridges For Riveting/ Similar Tool/ Forcaptive-Bolt Humane Killer& P	0	110	0	11 660
9306309900	Oth Cartridges Oth Than 22 Calibrecartridges Of Oth Heading 9302	310	414	101 591	103 843
9306900000	Bombs,Grenades,Torpedoes,Mines,Missiles,Similar Munitions Of War	4 263	42 786	228 530	3 146 114
9401100000	Seats Of A Kind Used For Aircraft	4 660	36 919	27 686	1 863 235
9401201000	Seats Of A Kind Used For Motor Vehiclesof Heading 8702/8703/8704	13 617	127 515	122 274	2 335 383
9401209000	Seats Of A Kind Used For Motor Vehiclesoth Than Of Heading 8702/87	9 801	65 202	79 560	568 237
9401300000	Swivel Seats With Variable Heightadjustment	601 242	2 899 171	1 636 653	8 529 267
9401400000	Seats Oth Than Garden Seats/ Campingequipment,Convertible Into f	82 360	303 838	217 782	934 305
9401510010	Seat Of Rattan	14	54	209	2 513
9401510020	Seat Of Bamboo	0	0	0	0
9401590000	Seat Of Cane,Osier Or Similar Material	5 806	10 824	4 341	19 288
9401610000	Oth Seats,With Wooden Frames,Upholstered	533 873	2 742 664	2 067 734	10 176 777
9401690010	Oth Seats,With Wooden Frames,Combinedwith Rattan	0	2 176	0	8 622
9401690090	Oth Seats,With Wooden Frames,Combinedwith Other Than Rattan	69 195	275 325	326 135	1 178 481
9401710000	Other Seats, With Metal Frames, Upholste	847 467	4 179 814	2 479 151	12 712 231
9401790010	Other Seats, With Metal Frames,Combinedwith Rattan	0	6 254	0	13 913



**I.3. IMPOR MENURUT KOMODITI / IMPORT BY HS COMMODITY**  
**\*\*\* JUNI/ JUNE 2014 \*\*\***

H S	Uraian Komoditi Commodity Description	Berat Bersih / Net Weight (Kg)		Nilai / Value C.I.F (US\$)	
		Bulan ini Current Month	Kumulatif Cum.Jan. to date	Bulan ini Current Month	Kumulatif Cum.Jan. to date
9401790090	Other Seats, With Metal Frames, Combined with Other Than Rattan	794 988	3 260 132	1 873 217	7 340 182
9401800000	Oth Seats (Oth Than Those Of Head 9402)	311 871	1 949 536	973 560	7 185 619
9401901000	Parts Of Aircraft Seats (Head 94011000)	1 193	154 927	19 155	265 118
9401903100	Headrest Stiffeners For Seats Of subheading 94012010,	35 111	145 619	418 291	1 574 176
9401903900	Parts Of Other Seats	805 038	4 829 529	5 935 127	38 492 837
9401904000	Parts Of Seats Of Subheading 94013000	35 967	356 601	261 496	1 606 002
9401909200	Parts Of Seats Of Plastics	322 405	1 178 828	300 363	1 120 443
9401909900	Parts Of Seats Of Other Than Plastics	697 084	3 479 263	2 389 877	11 703 567
9402101000	Medis Furniture, Dentists Chair & Parts thereof	36 866	141 747	264 392	1 500 375
9402103000	Medis Furniture, Barbers Chairs & Similar chairs Thereof & Thereof	13 946	102 116	43 611	277 018
9402109000	Other Dentists, Barbers Or Similar Chairsof Medis Furniture	879	60 898	15 458	438 355
9402901000	Furniture Designed For Medical, Surgical/ Veterinary Purposes & Parts T	84 397	513 567	419 551	4 061 642
9402909000	Oth Furniture Designed For Medical, Surgical/ Veterinary Purpose & Par	28 785	102 569	123 669	695 196
9403100000	Metal Furniture Of A Kind Used In Office	1 447 393	4 197 879	2 820 343	8 227 618
9403201000	Oth Metal Furniture, Fume Cupboards	265 671	497 702	330 441	803 313
9403209000	Oth Metal Furniture, Other Than fume Cupboards	1 926 448	11 972 131	3 327 866	21 702 528
9403300000	Wooden Furniture Of A Kind Used In Offices	602 087	2 979 817	964 588	4 978 212
9403400000	Wooden Furniture Of A Kind Used In The Kitchen	157 613	944 005	174 448	1 401 312
9403500000	Wooden Furniture Of A Kind Used In The Bedroom	1 190 076	6 675 084	1 774 147	10 364 850
9403601000	Oth Wooden Furniture, Fume Cupboard	26 363	27 525	43 268	44 949
9403609000	Oth Wooden Furniture, Oth Than fume Cupboard	2 000 567	7 779 614	3 478 718	13 769 097
9403701000	Furniture Of Plastics For Baby Walker	0	86 371	0	206 095
9403702000	Furniture Of Plastics For Fume Cupboard	0	649	0	3 308
9403709000	Furniture Of Plastics Oth Than For baby Walker, Fume Cupboard	318 778	1 850 301	872 240	4 476 253
9403810010	Bedroom, Dining Room Or Living Room Setsof Rattan	0	43	0	2 347
9403810020	Bedroom, Dining Room Or Living Room Setsof Bamboo	0	17 973	0	11 775
9403810030	Furniture, Of Kind Used In Parksgardens/ Vestibules Of Rattan/ Bambo	0	0	0	0
9403810090	Other Furniture Of Bamboo Or Rattan	745	1 795	3 716	10 338
9403891000	Other Furniture Of Other Materials, Fume Cupboards	3 718	5 028	9 514	11 588
9403899010	Bedroom, Dining Room/ Livingroom Sets Of Other Materials	18 065	312 350	26 429	318 811
9403899020	Oth Furniture Of A Kind Used In Parks, Garden/ Vestibules Of Oth Mat	0	1 325	0	2 463
9403899090	Other Furniture Of Cane, Osier, Bambooor Similar Materials	39 342	145 631	58 507	217 067
9403901000	Part Of Baby Walkers Of Furnitureof Platic (Sub Heading 94037010)	1 482	4 656	19 895	57 008
9403909000	Parts Of Other Furniture	666 742	2 688 108	1 211 734	6 296 883
9404100000	Mattress Supports	75 329	330 027	151 884	641 433
9404210000	Mattresses Of Cellular Rubber Or plastics, Whether Or Not Covered	36 379	163 074	94 175	575 150
9404291000	Mattress Springs Of Other Materials	61 997	429 968	291 862	1 907 056
9404292000	Mattress Of Hyperthermia Or hypothermia Type Of Oth Materials	107	564	166	1 161
9404299000	Mattress Of Other Materials	257 788	1 233 312	494 527	2 129 269
9404300000	Seeping Bags	1 468	14 807	14 448	94 428
9404901000	Quilts, Bedspreads & Mattress Protectors	26 805	151 136	42 532	340 650
9404909000	Other Articles Of Bedding & Similar Furnishing	102 059	488 727	505 601	2 540 377
9405102000	Lamps For Operating Rooms	958	1 456	4 132	33 751
9405103000	Spotlight	35 415	247 951	158 399	1 116 916
9405104000	Fluorescent Lamps And Lighting Fittings	139 315	946 336	1 232 504	6 724 497
9405109000	Oth Chandeliers & Oth Elec Ceiling/ Walllighting Fitting	150 279	983 220	1 670 430	8 919 657
9405201000	Lamps For Operating Rooms	10 001	23 851	317 709	1 020 435
9405209000	Lamps Of Electric Table, Desk, Bedside/ Floor-Standing Lamps	206 493	927 598	737 837	3 563 939
9405300000	Lighting Sets Of A Kind Used For Christmas Trees	35 627	64 725	26 689	92 058
9405402000	Searchlights	10 347	89 707	44 955	312 155
9405404000	Oth. Electr Lamps Of Spotlights	44 428	373 791	297 343	2 644 647
9405405000	Oth Electr Lamps, Of A Kind Used For lighting Public Openspace/ Thoro	204 559	1 065 390	2 280 565	13 572 641
9405406000	Other Exterior Lighting	53 740	247 040	630 600	1 743 388
9405407000	Non-Flashing Aerodrome Beacons; Lamps For railwayloc. Aircraft, Ships	3 489	63 795	71 803	454 694
9405408000	Pilot Lamp With Fitting For Electro-Thermic Domestic Applic Of Headli	1 230	19 820	9 444	133 760
9405409100	Fibre Optic Headband Lamps Of Kinddesigned For Medical Use	383	626	723	11 346
9405409900	Other Lighting Fittings	165 030	943 461	1 061 152	6 993 847
9405501100	Non Elect. Lamps Of Oil-Burning, Of Brasfor Religious Rites	0	26 849	0	21 466
9405501900	Other Non Elect. Lamps Of Oil-Burning	32 984	215 430	84 148	837 852
9405504000	Hurricane Lamps	1 932	10 928	787	41 929
9405509010	Non Elect Lighting Fittings Of Plastics, Stone, Ceramics, Glass	1	8 228	30	49 450
9405509090	Other Non Elect Lighting Fittings	21 435	83 434	48 777	435 603
9405601000	Warning Signs, Street Name Signs, Road & Traffic Signs	2 607	14 292	21 253	122 493
9405609000	Others Illuminated Signs	60 399	271 118	661 662	3 930 685
9405911000	Parts Of Glass For Lamps For Operatingroom	0	2	0	20
9405912000	Parts Of Glass For Spotlights	5	334	5 564	17 669
9405914000	Parts Of Globes And Chimneys	772	9 113	5 383	23 039
9405915000	Parts Of Glass For Searchlights	235	512	9 414	16 331

I.3. IM POR M ENURUT KOM ODITI / IM PORT BY HS COMM ODITY

\*\*\* JUNI/ JUNE 2014 \*\*\*

H S	Uraian Komoditi Commodity Description	Berat Bersih / Net Weight (Kg)		Nilai / Value C.I.F (US\$)	
		Bulan ini Current Month	Kumulatif Cum.Jan. to date	Bulan ini Current Month	Kumulatif Cum.Jan. to date
9405919000	Other Parts Of Glass	196 818	819 154	586 923	2 993 097
9405922000	Parts Of Plastics For Spotlights	100	10 018	161	17 424
9405929000	Other Parts Of Plastics	44 883	238 880	228 051	1 597 345
9405991000	Parts Lampshades Of Textile Material	1 478	11 901	25 220	109 140
9405992000	Parts Lampshades Of Other Material	21 934	97 798	78 093	593 125
9405993000	Parts Of Lamp Of Subheading 9405.50.11Or 9405.50.19	162	8 157	77 671	1 322 768
9405994000	Parts For Searchlights Or Spotlights	48	23 969	73	137 790
9405999000	Other Parts	109 031	978 627	686 514	3 864 249
9406001100	Greenhouses Fitted With Mechanical/ Thermal Equipment Of Plastics	4 878	5 070	8 500	9 851
9406001900	Greenhouses Fitted With Mechanical/ Thermal Equipment Oth Plastic:	97 501	426 415	484 178	1 399 977
9406009200	Other Prefabricated Buildings Of Wood	70	23 879	80	201 021
9406009400	Other Prefabricated Buildings Of Iron/ Steel	1 934 029	9 359 790	5 395 871	24 129 007
9406009500	Oth Prefabricated Buildings Of Plastics/ Of Aluminium	1 929	452 151	67 649	1 962 106
9406009600	Oth Prefabricated Buildings Of Concrete/ Of Artificial Stone	0	72	0	176
9406009900	Oth Prefabricated Buildings Oth Of Wood,Iron, Plastics, Aluminium, O	2 792 388	15 564 845	4 602 652	25 435 600
9503001000	Tricycles, Scooters, Pedal Cars Andsimilar Wheeled Toys; Dolls Carriag	20	1 469 428	264	4 631 379
9503002100	Dolls, Whether/Not Dressed	9	226 926	7	855 032
9503002200	Garments And Garments Accessories;Footwear And Headgear Of Doll	1 752	13 142	61 628	409 001
9503002900	Other Parts And Accessories For Dolls	4 393	37 899	460 734	1 078 122
9503003000	Electric Trains Toys, Includ Tracks,Signals And Other Accessories Ther	0	173 455	0	904 318
9503004010	Reduces Size Model Aircraft Assemblykits, Working Or Not	33	28 961	2 137	392 961
9503004090	Oth Reduced Size ("Scale") Models Andsimilar Recreational Models	1	793 574	21	7 866 987
9503005000	Oth Construction Sets & Constructionaltoys, Of Materials Other Tha	0	739	0	5 887
9503006000	Stuffed Toys Representing Animals Ornon-Human Creatures	30	61 248	66	792 004
9503007000	Puzzles Of All Kinds	0	29 270	0	143 469
9503009100	Numerical/ Alphabetical/ Animal Blocks Orcut-Out; Word Builders/ Mal	6 509	190 972	79 741	824 154
9503009200	Skipping Ropes	0	13 560	0	53 073
9503009300	Marbles	0	3 449 449	0	907 805
9503009900	Other Toys Or Parts	13 873	4 665 242	230 843	22 618 994
9504202000	Tables For Billiards Of All Kinds	0	11 962	0	16 739
9504203000	Billiard Chalks	0	7 603	0	28 546
9504209000	Oth Articles & Accessories For Billiardsof All Kinds	2 227	141 056	1 046	185 486
9504301000	Pintables Or Slot Machines, Operated Bycoins And By Oth Means Of f	6 502	8 411	20 430	36 373
9504302000	Parts Of Oth Games Of Wood, Paper Orplastics	0	15	0	479
9504309000	Other Games, Operated By Coins And Byoth Means Of Payment	111 326	521 915	527 831	3 597 367
9504400000	Playing Cards	486 969	2 476 408	295 886	1 409 765
9504500000	Video Games Consoles And Machines,Oth Than Those Sub Heading 95	19 007	144 460	411 733	1 995 931
9504901000	Bowling Requisites Of All Kind	2 672	2 947	4 481	4 985
9504902000	Darts And Parts And Accesories Therefor	3 267	3 852	13 072	14 378
9504903100	Tables Designed Fo Use With Casino Game	0	3	0	204
9504903900	Other Gambling Equipment & Paraphernaliaequipment	4 970	7 142	3 586	5 162
9504909200	Tables Designed For Game Of Wood/Plasticnot Gambling Equipment	0	14 648	0	29 964
9504909300	Tables Designed For Games Not Of Wood/Plastics, Not Gambling Equi	3 866	16 544	16 556	56 334
9504909400	Other Table Disigned For Games Of Wood/Plastics	0	31 181	0	32 128
9504909900	Other Table Designed For Games Not Wood/Plastics	11 385	119 907	39 187	404 580
9505100000	Articles For Christmas Festivities	56 325	124 133	86 388	211 169
9505900000	Festive,Carnival/Oth Entertn.Articlesincl Conjuring Tricks & Novelty Jo	64 326	369 308	86 213	832 980
9506190000	Other Snow-Ski Equipment	137	39 104	2 152	180 491
9506210000	Sailboards	0	2 734	0	13 622
9506290000	Oth Water-Skis, Surf-Boards, Sailboards& Oth Water-Sport Equipment	4 192	81 067	179 037	1 045 755
9506310000	Golf Clubs, Complete	3 424	35 806	112 452	2 711 712
9506320000	Balls For Golf	2 188	42 046	13 266	689 409
9506390000	Other Golf Equipment	3 361	19 011	19 986	108 408
9506401000	Tables Tennis	149 063	702 600	147 388	1 178 530
9506409000	Oth Articles & Equip For Table-Tennis	39 396	224 234	62 124	742 766
9506510000	Lawn-Tennis Rackets, Whether/ Not Strung	3 545	22 555	95 885	441 601
9506590000	Badminton Or Similar Rackets, Whether/Not Strung	99 439	383 829	318 297	1 214 887
9506610000	Lawn-Tennis Balls	35 700	75 367	74 752	209 317
9506620000	Inflatable Balls	45 699	210 243	459 418	1 955 665
9506690000	Other Balls	24 354	114 973	77 191	425 095
9506700000	Ice Skates & Roller Skates, Incl Skatingboots With Skates Attached	53 868	201 796	153 752	541 399
9506910000	Artic And Equip For General Physicsexercise, Gymnastics Or Athletics	847 259	4 307 602	2 583 839	14 267 304
9506990010	Bows And Arrows For Archery; Crossbows	0	2 270	0	31 221
9506990020	Nets, Cricket Pads And Shin Guards	19 117	92 680	47 354	299 335
9506990030	Shuttlecocks	8 931	31 936	28 142	131 933
9506990090	Other Articles And Equipment For Generalphysical Exercise	15 449	388 923	115 232	2 448 841
9507100000	Fishing Rods	91 357	403 935	1 019 988	2 505 598
9507200000	Fish-Hooks, Whether/Not Shelled	77 713	418 892	258 546	2 509 497

**I.3. IMPOR MENURUT KOMODITI / IMPORT BY HS COMMODITY**  
**\*\*\* JUNI/ JUNE 2014 \*\*\***

H S	Uraian Komoditi Commodity Description	Berat Bersih / Net Weight (Kg)		Nilai / Value C.I.F (US\$)	
		Bulan ini Current Month	Kumulatif Cum.Jan. to date	Bulan ini Current Month	Kumulatif Cum.Jan. to date
9507300000	Fishing Reels	66 144	330 588	196 083	1 186 015
9507900000	Oth Fishing Rods, Hooks/ Reels, Oth Heading 92.08/ 97.05	6 692	76 800	169 177	884 199
9508100000	Travelling Circuses And Travellingmenageries	0	8 990	0	59 962
9508900000	Roundabouts, Swings, Shooting Galleries & Oth Fairground Amusement	189 520	506 128	1 309 662	3 849 206
9601901010	Worked Mother-Of Pearl/ Tortoise- Shell & Articles Of The Foregoing C	0	147	0	22 765
9601909900	Other Ornamental Article	6	92	122	4 043
9602001000	Gelatin Capsules For Pharmaceutical products	5 482	49 211	147 718	1 353 278
9602009000	Oth Worked Veget/ Minerl Carving Material & Articles Of These Materi	4 368	24 134	10 718	112 712
9603101000	Brushes Consisting Of Twig/ Oth Vegetable materials Bound Together	27 034	97 585	29 778	229 717
9603102000	Brooms Consisting Of Twig/ Oth Vegetable materials Bound Together	1 452	59 802	4 737	46 067
9603210000	Tooth Brushes, Incl Dental-Plate Brushes	145 465	849 062	1 149 698	6 847 067
9603290000	Shaving Brushes, Hair Brush, Nail Brush, Eyelash & Oth Brush For Use Or	37 081	231 567	169 661	1 177 414
9603300000	Artists' Brushes, Writing Brush & Smilar brushes For The Application Of	76 061	334 402	345 393	1 449 832
9603400000	Paint, Distemper, Varnish/ Similar Brushes Oth Than 9603.30; Paint Pa	359 776	1 931 554	542 033	2 657 094
9603500000	Oth Brushes Constituting Part Of Machine, Appliances Or Vehicles	46 995	228 123	379 202	1 759 846
9603901000	Prepared Knots And Tufts For Broom Or brush Making	51 735	261 029	70 876	379 579
9603902000	Hand-Operated Mechanical Floor Sweepers, Not Motorised	35 037	169 292	142 130	614 120
9603904000	Other Brushes	202 877	1 059 616	450 975	2 190 069
9603909000	Mops And Feather Dusters; Squeegees (Oth than Roller Squeegees)	839 721	4 227 262	1 753 482	9 188 354
9604001000	Hand Seves And Hand Riddles Of Metal	230	930	1 827	13 167
9604009000	Hand Seves And Hand Riddles Of Other material	838	16 886	4 040	58 239
9605000000	Travel Sets For Personal Toilet, Sewingor Shoe Or Clothes Cleaning	6 836	35 286	24 156	229 355
9606101000	Press-Fasteners, Snap-Fasteners And press-Studs And Part Therefor Of	8 987	85 838	153 125	1 593 017
9606109000	Press-Fasteners, Snap-Fasteners And press-Studs And Part Therefor Of	44 207	341 783	629 203	4 643 779
9606210000	Buttons Of Plastics, Not Covered With textile Material	212 186	1 071 615	2 519 393	16 487 514
9606220000	Buttons Of Base Metal, Not Covered With textile Material	88 161	704 552	1 421 139	10 160 267
9606290000	Other Buttons	103 767	648 110	1 142 208	7 611 692
9606301000	Button Moulds & Other Parts Of Buttons; Button Blanks, Of Plastics	4 583	21 530	91 380	512 335
9606309000	Button Moulds & Other Parts Of Buttons; Button Blanks, Of Other Mat	4 160	43 037	82 028	595 665
9607110000	Side Fasteners Fitted With Chain Scoop of Base Metal	136 522	823 403	1 804 487	11 210 140
9607190000	Other Side Fasteners	524 843	2 304 654	6 309 079	29 279 409
9607200000	Parts Of Side Fasteners	370 820	1 930 295	2 170 738	14 180 798
9608101000	Ball Point Pens Of Plastics	106 034	433 976	320 943	1 429 627
9608109000	Ball Point Pens Of Other Material oth. Ball Point Pens Of Plastics	208 161	1 175 457	570 036	2 555 328
9608200000	Felt Tipped & Other Porous-Tipped Pens And Markers	80 429	531 373	260 268	1 365 759
9608301000	Indian Ink Drawing Pens	215	10 889	421	16 575
9608309000	Oth Fountain Pens, Stylograph Pens And oth Pens	244 458	1 181 815	373 471	2 312 348
9608400000	Propelling Or Sliding Pencils	22 470	151 501	45 170	549 315
9608500000	Sets Of Articles From Two Or More Of the Foregoing Subheadings	27 007	113 605	41 866	178 438
9608601000	Refills For Ball Point Pens, Comprising the Ball Point & Ink-Reservoir Of	3 905	29 581	8 937	104 209
9608609000	Refills For Ball Point Pens, Comprising the Ball Point & Ink-Reservoir Of	8 635	90 178	112 328	775 173
9608919000	Pen Nibs And Nib Points Of Oth Material	18 072	133 841	283 516	1 420 270
9608991000	Duplicating Stylos	1 122	5 112	624	12 684
9608999100	Parts Of Ball Point Pens Of Plastics	78 311	353 184	203 207	790 744
9608999900	Penholders, Pencil-Holders & Smilar Holder; Parts Of Ball Point Of Oth 1	34 068	296 442	352 173	2 085 489
9609101000	Black Pencils, With Lead Encased In a Rigid Sheath	211 632	786 889	484 845	1 602 305
9609109000	Crayons & Oth Pencils With Lead Encased In a Rigid Sheath	125 480	715 516	300 429	1 817 988
9609200000	Pencil Leads, Black Or Coloured	124 917	684 265	898 418	3 842 859
9609901000	Slate Pencils For School Slates	55 020	106 612	219 537	451 229
9609903000	Pencils & Crayons Other Than Those Of subheading 9609.10	69 935	449 308	74 675	749 911
9609909100	Writing Or Drawing Chalks	4 133	8 245	12 551	22 993
9609909900	Pastels, Drawing Charcoals, Tailors' Cha And Other Pencils	73 856	471 106	96 320	839 950
9610001000	School Slates, With Writing Or Drawing surfaces	293	5 301	614	18 129
9610009000	Boards And Oth Slates, With Writing Or drawing Surfaces	9 561	137 541	38 685	414 129
9611000000	Date, Seal/ Numbering Stamps & The Like, In The Hand Operatd; Hand	24 054	94 637	166 339	517 463
9612101000	Ribbons Of Textile Fabric	17 065	94 107	190 432	1 064 100
9612109000	Ribbons Of Other Materials Or Smilar ribbons	165 265	512 069	1 077 805	5 215 896
9612200000	Ink-Pads	9 269	58 144	200 184	290 433
9613101000	Pocket Lighters, Gas Fuelled, Non-Refillable Of Plastics	822 900	4 462 866	2 036 816	10 165 976
9613109000	Pocket Lighters, Gas Fuelled, Non-Refillable Of Other Materials	0	28 300	0	63 320
9613201000	Pocket Lighters, Gas Fuelled, Refillable of Plastics	157 402	600 074	272 319	1 061 203
9613209000	Pocket Lighters, Gas Fuelled, Refillable of Other Materials	0	11 576	0	343 610
9613801000	Piezo-Electric Lighters For Stoves And ranges	2 609	85 512	15 352	336 007
9613809000	Other Lighters	6 961	22 702	110 150	614 034
9613901000	Refilled Cartridge Or Oth Receptacles part Of Mechncl Lighter, Cont Lic	2	3 387	72	61 092
9613909000	Other Parts Of Lighters	137 379	819 054	1 075 168	6 766 095
9614009000	Smoking Pipes And Cigar Or Cigaretteholder And Parts Thereof	899	4 295	12 222	44 413
9615112000	Combs, Hair-Slides And The Like of Hard Rubbers	8 615	54 402	26 181	145 620

I.3. IM POR M ENURUT KOM ODITI / IM PORT BY HS COM M ODITY

\*\*\* JUNI/ JUNE 2014 \*\*\*

H S	Uraian Komoditi Commodity Description	Berat Bersih / Net Weight (Kg)		Nilai / Value C.I.F (US\$)	
		Bulan ini Current Month	Kumulatif Cum.Jan. to date	Bulan ini Current Month	Kumulatif Cum.Jan. to date
9615113000	Combs, Hair-Slides And The Likeof Plastics	142 386	582 065	233 411	1 081 021
9615190000	Combs, Hair-Slides And The Likeother Than Hard Rubbers Or Plastics	408 512	1 685 882	677 839	2 912 215
9615901100	Decorative Hair Pins Of Aluminium	0	1 112	0	10 801
9615901200	Decorative Hair Pins Of Iron Or Steel	2 117	10 279	17 861	74 298
9615901300	Decorative Hair Pins Of Plastics	0	33	0	3 110
9615901900	Other Decorative Hair Pinsoth. Decorative Hair Pins	6 053	25 534	15 183	58 453
9615902100	Parts Of Combs, Hair Pins And The Likeof Aluminium	511	907	428	1 010
9615902200	Parts Of Combs, Hair Pins And The Likeof Iron Or Steel	0	98	0	1 374
9615902300	Parts Of Combs, Hair Pins And The Likeof Plastics	0	57	0	1 595
9615902900	Other Parts Of Combs, Hair Pins,And The Like	2 933	11 382	2 211	21 279
9615909100	Curling Grips, Hair-Curlers And The Likeof Aluminium	0	11 489	0	400 962
9615909200	Curling Grips, Hair-Curlers And The Likeof Iron Or Steel	100	18 289	1 955	76 009
9615909300	Curling Grips, Hair-Curlers And The Likeof Plastics	0	248	0	3 740
9615909900	Other Curling Grips, Hair-Curlersand The Like	20 952	95 407	47 952	240 005
9616101000	Scent Sprays And Similar Toilet Sprays	180 964	803 689	1 540 137	6 085 030
9616102000	Mounts And Heads Of Scent Spraysand Similar Toilet Sprays	169 937	692 741	720 495	3 535 096
9616200000	Powder-Puffs & Pads For The Applicationof Cosmetics Or Toilet Prepa	43 567	233 388	740 476	3 134 658
9617001000	Vacuum Flasks And Other Vacuum Vessels	175 009	923 669	527 000	2 501 829
9617002000	Parts Of Vacuum Flasks Or Vacuum Vessels	0	2 859	0	7 694
9618000000	Tailor' Dummies, Oth Lay Figure;Automata& Animated Displ. Shop Wi	27 847	127 619	208 734	1 041 877
9619001100	Disposable Sanitary Towel,Tanpon,Napkinwith An Absorbent Core Of ~	79 178	239 846	233 978	658 267
9619001900	Oth Disposable Sanitary Towel, Tampons,Napkins And Napkinsliners F	3 116 476	16 167 509	11 828 905	61 301 193
9619009910	Oth Sanitary Towel, Tampons, Napkins,With An Absorbent Core Of W	0	154	0	1 143
9619009990	Oth Sanitary Towel, Tampons, Napkins,With An Absorbent Core Of W	2 910	13 897	5 710	34 643
9701100000	Paintings, Drawings And Pastels,Executedentirely By Hand	3 940	40 583	19 355	545 630
9701900000	Colleges & Similar Decorative Plaquesexecuted Entirely By Hand	2 366	35 845	10 600	365 710
9702000000	Original Engravings, Prints & Lithographs	15 814	18 090	6 002	10 707
9703001000	Original Sculptures & Statuary Of Metalsculptures And Statuary, In An	3 482	32 498	54 260	136 839
9703002000	Original Sculptures & Statuary Of Stonesculptures And Statuary, In An	7 485	88 741	4 768	143 891
9703003000	Original Sculptures & Statuary Of Plastisculptures And Statuary, In An	1 886	6 349	5 167	44 480
9703004000	Original Sculptures & Statuary Of Woodsculptures And Statuary, In An	0	6 988	0	5 879
9703005000	Original Sculptures & Statuary Of Claysculptures And Statuary, In Any	0	1 892	0	3 600
9703009000	Original Sculptures & Statuary Of Othersculptures And Statuary, In An	2 840	26 924	161 150	193 396
9704000000	Postage/Revenue Stamps, Stamp Postmark,First-Day Covers, Stampec	0	16	0	1 516
9705000010	Collection And Collectors Pieces Ofzoological Interest	67	67	1 722	1 722
9705000090	Collection And Collectors Pieces Ofother Interest	0	4 493	0	10 752
9706000000	Antiques Of An Age Exceeding One Hundredyears	2 183	3 831	33 897	48 728
9801101000	Sedan Of Head 8703 With Cylinder Cap <1500 Cc, Incompletely Knock	8	60	2 544	26 292
9801102000	Oth Vhcl Of Head 8703 With (4X2) Systemincompletely Knocked Dow	541 657	4 490 598	5 823 948	56 251 182
9801201000	Vhcls Of Head 8704 With Gross Weight<=5 Ton, Incompletely Knocke	74 731	413 010	903 376	4 972 762
9801202000	Vhcls Of Head 8704 With 5 Ton < Grossweight <= 24 Ton, Incmpltly Kr	5 286 677	29 841 029	51 089 726	290 553 171
9801203000	Vhcls Of Head 8704 With Gross Weight>24 Ton,Incmpltly Knocked Do	2 807 775	17 751 572	26 915 890	166 989 444
9801302000	Vhcls Of Head 8702 With 5 Tons < Grosweight <= 24 Ton, Incmpltly Kr	541 226	4 635 602	4 749 007	39 355 533
9802100000	Rotary Internal/ Spark-Ignition Combustcomprsn-Ignition Pist Engine, t	36 514	171 900	1 588 309	4 700 586
9802200000	Gear Boxes, Of Incomplete Knocked Down	64 714	272 648	1 286 025	5 326 706
9802300000	Drive-Axles, Of Incomplete Knocked Down	56 699	293 776	598 950	3 544 556
9803000000	Blank For Motor Vehicles Component, Madefrom Base Metal	199 849	3 428 115	1 137 193	12 498 070
<b>TOTAL IMPORT</b>		<b>12 811 352 690</b>	<b>71 684 810 246</b>	<b>15 697 742 441</b>	<b>89 953 664 630</b>

I.4. IM POR M ENURUT NEGARA ASAL/ *IM PORT BY COUNTRY OF ORIGIN*

\*\*\* JUNI/ JUNE 2014 \*\*\*

Country Code	Negara Asal Country of origin	Berat bersih / <i>Net weight (Kg)</i>		Nilai / <i>Value C.I.F ( U S \$ )</i>		
		Bulan ini <i>Current month</i>	Kumulatif <i>Cum. Jan. to date</i>	Bulan ini <i>Current month</i>	Kumulatif <i>Cum. Jan. to date</i>	
111	JP	Japan	377 673 091	2 295 776 421	1 523 485 897	8 690 835 446
112	HK	Hong Kong	40 082 261	212 376 671	159 973 005	933 513 954
113	KP	Korea, Dem. People'S Rep.	194 663	868 872	256 008	914 796
114	KR	Korea, Republic Of	644 886 423	4 022 903 314	973 606 685	5 842 923 982
115	TW	Taiwan	183 103 449	872 564 721	327 337 383	1 918 583 516
116	CN	China	1 593 099 815	7 741 155 767	2 664 074 673	15 192 155 313
117	MN	Mongolia	0	62 065 493	0	19 162 446
118	MO	Macau	129 942	684 886	915 998	4 429 340
120	PG	Papua New Guinea	1 987 518	10 086 479	3 896 501	15 763 518
121	TH	Thailand	768 414 292	4 050 856 180	946 691 701	4 996 625 946
122	SG	Singapore	1 520 420 733	9 550 803 924	2 018 892 839	12 724 163 399
123	PH	Philippines	105 592 971	246 623 736	66 702 401	356 082 155
124	MY	Malaysia	884 369 970	4 574 769 288	1 004 158 254	5 310 010 784
125	MM	Myanmar	13 188 351	69 659 609	12 303 029	81 697 316
126	KH	Cambodia	93 272	1 610 098	1 236 242	10 984 816
127	BN	Brunei Darussalam	212 227 608	627 574 121	166 654 178	503 568 188
128	LA	Lao People'S Dem. Rep.	1 471 555	6 446 724	8 493 758	36 401 384
129	NP	Nepal	2 322	2 328	8 890	8 970
130	BT	Bhutan	0	1	0	5
131	VN	Viet Nam	286 583 054	1 992 694 374	283 815 156	1 717 782 753
132	MV	Maldives	0	0	0	0
133	IN	India	525 797 443	2 796 096 675	404 501 943	2 203 290 171
134	PK	Pakistan	4 838 726	55 922 171	8 310 039	75 285 502
135	BD	Bangladesh	3 420 683	27 053 388	5 293 706	41 083 974
136	LK	Sri Lanka	7 752 534	26 163 654	5 751 594	25 913 769
137	AF	Afghanistan	18 000	36 112	35 276	71 100
138	ID	Indonesia	2 480 598	13 056 244	15 218 670	91 047 163
139	OS	Other South & S.E Asia	0	0	0	0
141	IQ	Iraq	16	135 010	1 995	327 983
142	IR	Iran (Islamic Republic Of)	4 914 399	29 127 080	3 045 000	19 522 316
143	SA	Saudi Arabia	695 070 288	3 218 397 648	616 696 902	2 902 676 951
144	IL	Israel	15 909	304 201	1 052 659	6 830 054
145	KW	Kuwait	163 062 133	845 545 987	153 125 590	788 815 766
146	JO	Jordan	48 312 187	433 893 457	6 540 036	72 840 322
148	LB	Lebanon	2 194 710	3 445 684	638 300	1 649 540
149	PN	Palestina	0	9 319	0	105 377
151	YE	Yemen	733 956	3 238 381	264 791	1 489 527
152	OM	Oman	14 985 751	265 173 215	18 276 129	112 809 138
153	SY	Syria Arab Republic	22 139	138 329	202 576	443 110
154	TR	Turkey	98 596 499	667 236 062	95 229 731	584 946 170
155	AE	United Arab Emirates	69 670 901	873 726 425	66 271 816	878 640 220
156	QA	Qatar	72 355 443	919 772 838	52 309 041	863 360 292
157	BH	Bahrain	27 246 559	69 452 889	27 399 474	73 374 549
158	CY	Cyprus	671 264	4 582 052	162 738	1 468 654
159	OD	Other West Asia	8	40 020	10 034	79 862
211	EG	Egypt	52 889 593	549 318 999	9 487 402	75 177 147
212	LY	Libyan Arab Jamahiriya	0	110	0	13 050
213	MA	Morocco	54 895 231	234 467 325	17 915 877	83 624 011
214	TN	Tunisia	2 529 482	8 432 780	5 049 106	15 683 772
215	DZ	Algeria	515 620	337 138 861	106 734	299 235 672
216	SD	Sudan	19 579	457 630	38 356	465 533
217	ER	Eritrea	0	787	0	15 677
218	LS	Lesotho	4 871	42 393	64 363	593 373
219	NA	Namibia	0	444 656	0	447 487
220	EH	Western Sahara	0	0	0	0
221	ET	Ethiopia	2 048 348	11 500 519	1 712 641	9 164 790
222	TZ	Tanzania, United Rep. Of	517 933	3 829 500	1 169 281	11 053 696
223	MG	Madagascar	183 059	2 114 933	320 911	4 373 219
224	SO	Somalia	0	702	0	76 679
225	KE	Kenya	151 278	5 831 626	486 740	4 762 933
226	RE	Reunion	1 170 540	6 479 988	295 187	1 431 481
227	MZ	Mozambique	392 185	12 346 007	579 219	10 751 210
228	BW	Botswana	0	211	0	2 507

I.4. IM POR M ENURUT NEGARA ASAL / I M P O R T B Y C O U N T R Y O F O R I G I N

\*\*\* JUNI/ JUNE 2014 \*\*\*

Country Code	Negara Asal Country of origin	Berat bersih / Net weight (Kg)		Nilai / Value C.I.F ( U S \$ )		
		Bulan ini	Kumulatif	Bulan ini	Kumulatif	
		Current month	Cum. Jan. to date	Current month	Cum. Jan. to date	
229	GQ	Equatorial Guinea	0	1	0	6
230	TG	Togo	1 136 744	3 237 443	1 829 867	3 225 151
231	GH	Ghana	1 596 649	6 171 340	5 243 745	18 051 308
232	LR	Liberia	53	2 947	7 857	34 617
233	GN	Guinea	6	273 675	3 263	546 266
234	AO	Angola	124 198 046	254 838 079	100 488 825	206 311 207
235	CG	Congo	95 149	464 211	50 220	413 138
236	CM	Cameroon	186 705	5 705 005	348 232	10 022 144
237	NG	Nigeria	256 103 144	2 011 603 692	211 364 526	1 674 901 310
238	SL	Sierra Leone	1 284	3 468	78 219	264 142
239	GA	Gabon	20 318	124 833	26 374	172 812
240	CI	Cote D'Ivoire	7 905 646	27 906 010	20 762 726	70 811 966
241	SN	Senegal	244 814	2 610 623	505 656	3 531 466
242	MR	Mauritania	3	178	108	5 443
243	ML	Mali	4 392 215	18 808 897	9 136 749	38 636 810
244	BJ	Benin	1 193 493	3 726 736	2 528 694	7 521 290
245	BF	Burkina Faso	3 205 339	17 342 503	6 680 537	34 296 955
246	GW	Guinea Bissau	0	69	0	7 368
247	GM	Gambia	0	548	0	14 224
248	VI	U.S. Virgin Islands	0	17	0	1 253
249	SC	Seychelles	194	367 924	3 410	877 486
251	UG	Uganda	649 631	4 311 920	1 709 521	9 368 009
252	CF	Central African Republic	1 181 805	3 470 417	2 454 954	7 204 546
253	NE	Niger	84	77 424	2 197	157 063
254	TD	Chad	574 815	1 874 626	1 141 212	3 722 342
255	DJ	Djibouti	0	72 000	0	54 720
256	SH	Saint Helena	1 000	1 304	2 533	18 891
257	ST	Sao Tome And Principe	0	358	0	20 342
260	SZ	Swaziland	1 655	42 292	171 023	1 287 319
261	ZA	South Africa	30 153 182	423 483 399	25 256 006	259 657 624
262	ZW	Zimbabwe	390 000	2 010 156	2 347 295	9 174 807
263	ZM	Zambia	204 047	3 190 712	408 055	6 117 735
264	MW	Malawi	165 765	938 653	1 250 180	4 081 606
265	KM	Comoros	587	587	6 963	6 963
266	BI	Burundi	0	20 624	0	45 392
267	MU	Mauritius	5 635	1 082 396	429 857	2 623 440
268	RW	Rwanda	14	15	227	231
269	ZR	Zaire	0	0	0	0
298	VG	Virgin Islands (British)	4 318	411 450	37 559	665 441
299	OF	Other Africa	0	0	0	0
311	AU	Australia	1 208 883 874	6 148 853 866	539 637 005	2 688 351 684
312	NZ	New Zealand	63 181 978	330 647 786	99 922 125	480 759 530
318	FM	Micronesia, Fed. States Of	197	807	809	3 265
319	GU	Guam	0	0	0	0
321	NR	Nauru	0	12 605	0	63 780
322	NC	New Caledonia	120 180	618 670	42 063	296 676
323	NU	Niue	0	114	0	3 976
325	VC	Saint Vincent And The Grenadines	0	0	0	0
326	VU	Vanuatu	0	237 954	0	121 440
327	WF	Wallis And Futuna Islands	0	0	0	0
328	IO	British Indian Ocean Territory	0	0	0	0
329	ON	Oth.Oceania	0	0	0	0
331	AS	American Samoa	1 104 470	2 376 632	2 587 529	7 009 400
332	CK	Cook Islands	43 632	43 701	290 135	291 462
333	FJ	Fiji	254 000	1 952 456	114 150	1 153 337
334	KI	Kiribati	0	743	0	3 459
335	MH	Marshall Islands	0	14 876	0	85 297
336	WS	Samoa	1 991	236 944	421 784	1 125 523
337	SB	Solomon Islands	13 836	568 841	6 367	1 223 747
338	TO	Tonga	98	349	600	1 801
339	TV	Tuvalu	0	85	0	1 878
340	CX	Christmas Islands	0	31 700 000	0	4 517 250
341	UM	U.S. Minor Outlying Island	0	10	0	128

**I.4. IM POR M ENURUT NEGARA ASAL / IM PORT BY COUNTRY OF ORIGIN**  
**\*\*\* JUNI/ JUNE 2014 \*\*\***

Country Code	Negara Asal Country of origin	Berat bersih / Net weight (Kg)		Nilai / Value C.I.F ( U S \$ )	
		Bulan ini Current month	Kumulatif Cum. Jan. to date	Bulan ini Current month	Kumulatif Cum. Jan. to date
342	CC Cocos (Keeling) Islands	0	250	0	475
343	TK Tokelau	24	74	403	587
391	TL East Timor	8 800	295 107	2 900	114 127
411	US United States	664 358 044	3 699 626 676	825 112 974	4 368 854 127
412	CA Canada	363 280 938	1 903 856 999	217 435 152	921 044 998
421	MX Mexico	47 218 768	69 781 019	27 177 832	110 286 865
422	GT Guatemala	11 895	191 272	116 356	246 698
423	HN Honduras	3 740	376 396	66 073	330 752
424	NI Nicaragua	1 027	7 318	19 420	129 011
425	PA Panama	91 066	8 935 464	93 673	7 924 881
426	CJ Cuba	383	36 234	139 198	889 853
427	CB Curacao	0	99	0	945
428	SR Suriname	8	28	71	788
431	CL Chile	11 924 243	85 378 293	26 085 842	143 478 186
432	VE Venezuela	131	2 424	5 182	60 108
433	AR Argentina	322 641 007	1 062 002 439	185 808 274	629 128 608
434	BR Brazil	367 943 901	1 969 859 577	200 109 903	998 286 173
435	CO Colombia	353 539	1 297 270	1 041 771	3 749 019
436	BO Bolivia	4 542	4 799	79 522	89 357
437	UY Uruguay	3 630 962	32 693 557	2 158 814	19 500 228
438	PY Paraguay	2 042 666	55 865 032	1 385 891	33 535 892
441	EC Ecuador	356 909	6 295 637	1 322 356	20 179 620
442	PE Peru	970 586	65 795 564	1 662 045	34 645 807
443	GY Guyana	0	0	0	0
444	TT Trinidad And Tobago	314 260	588 105	109 066	549 926
445	BS Bahamas	846	923	6 116	7 488
446	JM Jamaica	112 444	679 041	94 011	852 319
447	PR Puerto Rico	14 969	53 435	1 331 572	7 108 987
448	BZ Belize	5 240	232 592	65 203	1 720 772
449	DO Dominican Republic	1 535 207	3 911 411	983 750	3 608 095
450	SV El Salvador	1 062	75 199	35 341	135 352
451	CR Costa Rica	1 836	654 673	223 992	1 698 572
452	HT Haiti	777	1 063	8 376	16 518
453	BB Barbados	51	87	3 512	8 726
454	AG Antigua And Barbuda	0	36 813	0	268 930
455	AI Anguilla	43 729	424 851	193 050	1 586 616
456	AW Aruba	0	3	0	565
457	BM Bermuda	9	45 912 260	264	37 599 004
458	CV Cape Verde	0	177	0	2 694
459	KY Cayman Islands	0	705	0	9 569
460	DM Dominica	527 340	528 652	200 389	227 452
461	FK Falkland Islands	0	0	0	0
462	GF French Guiana	0	4	0	236
463	PF French Polynesia	0	875 610	0	151 481
464	GL Greenland	39 600	59 415	142 268	212 280
465	GD Grenada	0	1 219	0	371 798
466	MQ Martinique	0	0	0	0
467	AN Netherlands Antilles	224	2 495	1 233	498 471
468	NF Norfolk Islands	8 105	8 130	161 529	164 521
469	LC Saint Lucia	18	56	1 183	4 068
470	SM San Marino	0	0	0	0
471	TC Turks And Caicos Islands	0	0	0	0
472	GP Guadeloupe	0	0	0	0
473	KN Saint Kitts And Nevis	0	0	0	0
511	GB United Kingdom	45 438 011	228 831 199	88 643 921	463 913 846
512	NL Netherlands	34 367 944	136 871 995	85 362 101	446 486 708
513	FR France	35 502 342	169 477 194	122 237 826	716 747 085
514	DE Germany, Fed. Rep. Of	66 488 714	397 019 514	367 866 297	2 125 561 079
515	AT Austria	2 490 034	20 428 895	22 619 524	179 498 333
516	BE Belgium	30 837 546	143 220 494	52 564 076	307 623 972
517	CH Switzerland	3 169 516	14 483 819	59 762 463	300 529 959
518	LU Luxembourg	226 551	1 168 586	468 060	3 394 303
519	GI Gibraltar	0	1	0	86

**I.4. IM POR M ENURUT NEGARA ASAL / IMPORT BY COUNTRY OF ORIGIN**  
**\*\*\* JUNI/ JUNE 2014 \*\*\***

Country Code	Negara Asal Country of origin	Berat bersih / Net weight (Kg)		Nilai / Value C.I.F ( U S \$ )	
		Bulan ini	Kumulatif	Bulan ini	Kumulatif
		Current month	Cum. Jan. to date	Current month	Cum. Jan. to date
520	MC Monaco	955	9 140	101 894	359 274
521	DK Denmark	1 730 968	19 047 438	10 835 522	79 293 513
522	NO Norway	17 347 316	105 589 338	10 947 977	84 374 162
523	SE Sweden	31 370 332	127 855 108	113 042 181	378 273 826
524	FI Finland	4 134 188	29 433 447	19 446 813	317 015 735
525	IE Ireland	2 273 832	14 377 011	7 449 709	54 375 402
526	IT Italy	40 930 347	172 929 158	146 587 470	889 044 177
527	ES Spain	7 725 161	50 015 105	45 545 402	268 815 982
528	PT Portugal	15 452 005	17 211 398	19 389 188	35 391 290
529	IS Iceland	25	397 073	870	867 305
530	MS Montserrat	0	0	0	0
531	GR Greece	9 777 791	50 406 852	3 885 495	44 923 052
532	VA Vatican City State	0	1 669	0	42 912
533	AD Andorra	0	7 768 355	0	8 455 931
534	LI Liechtenstein	1 939	10 671	71 164	350 415
540	CD Democratic Rep. Of The Congo	235 576	740 358	577 184	1 757 295
542	HU Hungary	226 141	2 113 289	4 261 354	39 943 787
543	PL Poland	5 634 701	30 669 753	15 057 484	73 268 079
544	RO Romania	511 904	1 922 978	2 474 960	11 025 717
545	BG Bulgaria	3 769 437	26 911 873	4 607 084	23 137 247
547	YU Yugoslavia	0	221	0	941
548	AL Albania	245	251 434	17 591	483 954
549	AM Armenia	103	16 013	4 672	204 432
550	AZ Azerbaijan	132 392 458	1 612 348 932	110 694 047	1 358 951 198
551	BY Belarus	93 017 604	235 248 391	25 691 359	68 281 434
552	KZ Kazakhstan	848 421	5 008 727	1 941 135	11 553 780
553	KG Kyrgyzstan	10 923	109 587	80 663	374 763
554	MD Moldova, Republic Of	1 482 672	10 846 875	489 650	3 474 284
555	TJ Tajikistan	0	155	0	6 024
556	TM Turkmenistan	232	1 592	8 497	51 968
557	UA Ukraine	6 781 449	396 285 441	3 831 966	190 121 302
558	UZ Uzbekistan	105	828 937	7 206	4 618 405
559	LT Lithuania	359 683	8 826 308	699 530	4 723 703
560	LV Latvia	1 826	964 191	46 182	883 839
561	EE Estonia	126 691	303 386	227 016	1 062 728
562	GE Georgia	8 164	323 885	2 926 651	4 839 547
563	HR Croatia	235 528	3 004 857	1 106 365	8 625 039
564	BA Bosnia And Herzegovina	382	149 243	61 559	105 225
565	MT Malta	735	1 172 355	40 315	1 401 561
566	SK Slovakia	63 720	849 899	992 283	5 546 192
567	SI Slovenia	132 583	832 404	1 153 143	6 300 204
568	CZ Czech Republic	8 504 488	49 159 703	16 899 167	80 154 935
569	GS South Georgia And The South Sa	0	0	0	0
570	MK Rep. Of Macedonia	306	31 880	19 787	290 979
571	FO Faeroe Islands	0	24 540	0	161 736
572	RU Russia Federation	222 073 508	1 496 941 883	116 167 301	814 123 380
573	RS Serbia	2 940	99 358	80 210	6 151 324
574	ME Montenegro	1	45	8	1 496
<b>TOTAL IMPORT</b>		<b>12 811 352 690</b>	<b>71 684 810 246</b>	<b>15 697 742 441</b>	<b>89 953 664 630</b>



**I.5. IM POR M ENURUT PROPINSI DAN PELABUHAN BONGKAR**  
**IM PORT BY PROVINCE AND PORT OF IM PORTATION**

\*\*\* MEI / MAY 2014 \*\*\*

Kode	Pelabuhan Bongkar <i>Port of Importation</i>	Berat bersih / <i>Net weight (Kg)</i>		Nilai / <i>Value C.I.F ( U S \$ )</i>	
		Bulan ini <i>Current month</i>	Kumulatif <i>Cum. Jan. to date</i>	Bulan ini <i>Current month</i>	Kumulatif <i>Cum. Jan. to date</i>
<b>ACEH</b>		<b>34 864 526</b>	<b>105 366 824</b>	<b>4 157 595</b>	<b>21 783 429</b>
104	IDLSW Lhok Seumawe	363 333	1 533 730	391 662	5 177 007
110	IDSIN Sinabang	0	770 000	0	542 850
117	IDKRU Krueng R. Malahayati	3 210 193	20 498 185	1 786 159	11 320 445
118	IDKLS Kuala Langsa	0	966 909	0	1 537 385
119	IDLHK Lhok Nga	31 291 000	81 598 000	1 979 774	3 205 742
<b>SUM ATERA UTARA</b>		<b>717 543 019</b>	<b>4 413 066 164</b>	<b>537 985 867</b>	<b>3 091 628 828</b>
002	IDKNO Kuala Namu (U)	45 482	2 067 542	1 268 947	14 955 529
144	IDBLW Belawan	571 023 869	3 447 702 465	437 806 853	2 451 715 049
145	IDTJB Tanjung Balai Asahan	2 818 032	13 870 169	1 179 892	5 937 311
166	IDMES Medan / Polonia (U)	8 342	199 234	324 634	6 314 115
167	IDMDN Medan (Ptt)	0	861	0	8 197
170	IDKTJ Kuala Tanjung	53 677 500	317 619 526	17 277 698	106 725 327
191	IDTBY Padang/ Tl. Bayur	89 969 794	631 605 571	80 127 843	505 897 710
192	IDPDG Padang / Tabing (U)	0	796	0	75 590
<b>RIAU</b>		<b>204 129 395</b>	<b>1 270 848 072</b>	<b>117 812 025</b>	<b>863 082 473</b>
225	IDDUM Dumai	99 311 820	783 936 273	45 880 524	369 755 905
228	IDBLS Bengkalis	440 734	1 207 726	220 424	625 758
230	IDSPA Selat Panjang	28 948	141 756	29 678	142 548
231	IDSSI Siak Sri Indrapura	21 181	732 807	19 527	526 278
233	IDPEK Pekanbaru (Rumbai)	581 289	4 410 214	557 655	4 287 234
235	IDSUQ Sungai Guntung	0	2 514 210	0	8 275 936
242	IDTEM Tembilahan	170 350	2 968 575	529 852	8 838 558
244	IDRGA Rengat	1 329 230	5 129 490	420 497	51 464 310
261	IDPKU Simpang Tiga (U)	10 717	19 257	3 182 318	4 744 315
273	IDPAK Pekanbaru	6 122 100	36 241 040	11 709 539	89 153 513
277	IDBUN Buatan	10 159 273	26 158 107	2 584 630	8 714 211
278	IDPWG Perawang, Sumatra	85 953 753	407 388 617	52 677 381	316 553 907
<b>JAM BI</b>		<b>13 238 885</b>	<b>68 057 573</b>	<b>19 587 808</b>	<b>130 277 893</b>
291	IDKTK Kuala Tungkal	10 793 685	59 969 619	17 782 855	122 719 086
292	IDMSA Muara Sabak	2 234 798	6 736 107	1 258 191	3 860 827
293	IDDJM Jambi	210 402	1 351 847	546 762	3 697 980
<b>SUM ATERA SELATAN</b>		<b>80 646 525</b>	<b>380 279 465</b>	<b>69 083 180</b>	<b>226 626 026</b>
326	IDPLA Palembang - Plaju	2 223 002	2 223 002	1 312 974	1 312 974
334	IDPLM Sm. Badaruddin (U)	4	677	306	207 176
340	IDMRI Musi River/ Boom Baru	78 423 519	378 055 786	67 769 900	225 105 876
<b>BENGGULU</b>		<b>0</b>	<b>25 329 143</b>	<b>0</b>	<b>5 526 239</b>
361	IDBKU Bengkulu	0	25 329 143	0	5 526 239
<b>LAM PUNG</b>		<b>500 529 276</b>	<b>2 330 146 688</b>	<b>318 599 920</b>	<b>1 825 612 617</b>
364	IDKTA Kota Agung	139 050 730	814 209 460	120 844 271	780 402 816
395	IDPJG Panjang	361 478 546	1 515 937 228	197 755 649	1 045 209 801
<b>KEPULAUAN BANGKA BELITUNG</b>		<b>3 110 562</b>	<b>18 908 102</b>	<b>2 282 838</b>	<b>18 048 067</b>
322	IDBLI Blinju, Banka	0	157 000	0	1 163 934
323	IDPGX Pangkal Balam	2 109 485	13 846 189	880 342	9 743 263
328	IDTPD Tanjung Pandan	1 001 077	3 194 340	1 402 496	6 085 738
339	IDBLJ Belinju	0	1 710 573	0	1 055 132
<b>KEPULAUAN RIAU</b>		<b>427 169 143</b>	<b>2 634 119 895</b>	<b>1 015 771 988</b>	<b>5 442 649 733</b>
248	IDTBK Tg Balai Karimun	12 663 759	45 248 364	42 019 862	126 423 100
249	IDPSS Pulau Sambu	15 470 000	20 568 000	73 210 000	135 127 659
250	IDTAN Tanjung Uban	159 425 054	1 036 765 642	127 020 090	1 019 714 205
251	IDTPN Tanjung Pinang	339 660	3 173 914	431 399	6 838 352
252	IDTER Terempa	0	6 415 285	0	70 373 816
256	IDMOR Moro Sulit	0	24 829	0	43 625
258	IDBTU Batu Ampar	118 957 120	780 858 674	394 188 003	2 145 920 638
260	IDDAS Singkep - Dabo	0	163 000	0	850 000
262	IDTNJ Kijang (U)	0	8 087	0	11 855
263	IDPAS Pasir Panjang	353 903	460 856	3 353 056	4 093 994

**I.5. IMPOR MENURUT PROPINSI DAN PELABUHAN BONGKAR**  
**IMPORT BY PROVINCE AND PORT OF IMPORTATION**

\*\*\* MEI / MAY 2014 \*\*\*

Kode	Pelabuhan Bongkar Port of Importation	Berat bersih / <i>Net weight (Kg)</i>		Nilai / <i>Value C.I.F (U S \$)</i>	
		Bulan ini	Kumulatif	Bulan ini	Kumulatif
		<i>Current month</i>	<i>Cum. Jan. to date</i>	<i>Current month</i>	<i>Cum. Jan. to date</i>
265	IDSKP Sekupang	30 196 355	170 833 644	214 766 816	1 318 528 633
267	IDKAB Kabil/Panau	89 676 209	569 120 945	135 136 370	476 752 430
271	IDBTH Hang Nadim (U)	87 083	478 655	25 646 392	137 971 426
<b>DKI JAKARTA</b>		<b>3 228 441 442</b>	<b>17 808 370 284</b>	<b>7 530 863 643</b>	<b>43 130 526 311</b>
431	IDTPP Tanjung Priok	3 214 450 517	17 716 209 801	6 483 328 650	36 760 606 985
432	IDKLB Kalibaru	0	10 025 432	0	14 735 777
433	IDJKT Jakarta / Pasar Ikan	3 604 199	23 322 056	12 367 741	86 764 246
434	IDCGK Sukarno Hatta (U)	10 292 163	58 123 619	1 026 727 505	6 193 280 859
436	IDHLP Hlm. Perdana Kusuma	94 563	689 376	8 439 747	75 138 444
<b>JAWA BARAT</b>		<b>253 678 838</b>	<b>1 098 989 944</b>	<b>187 827 022</b>	<b>890 446 845</b>
463	IDCBN Cirebon/Pengung	41 478 970	114 598 113	4 498 098	15 984 236
466	IDBDO Husein Sastranegara	46 936	212 552	419 710	2 187 906
467	IDBLG Balongan	212 152 932	984 146 432	182 909 214	872 197 946
468	IDBND Bandung(Ptt/Gd Bage)	0	32 847	0	76 757
<b>JAWA TENGAH</b>		<b>1 378 759 256</b>	<b>7 696 853 317</b>	<b>1 384 072 416</b>	<b>7 889 870 868</b>
494	IDTES Tanjung Emas	419 832 112	2 088 958 641	511 376 016	2 870 942 740
495	IDCXP Cilacap	957 061 315	5 596 744 857	870 669 845	5 005 909 647
496	IDSRG Achmad Yani (U)	25 445	182 573	384 083	2 696 932
497	IDSMR Semarang (Ptt)	1 839 818	10 958 684	1 564 045	9 874 157
498	IDSOC Jebres/Adi Sumarmo	566	8 562	78 427	447 392
<b>DI YOGYAKARTA</b>		<b>2 278</b>	<b>15 349</b>	<b>96 182</b>	<b>512 154</b>
531	IDJOG Adi Sucipto (U)	2 278	15 349	96 182	512 154
<b>JAWA TIM UR</b>		<b>2 742 079 579</b>	<b>15 063 711 188</b>	<b>2 254 709 450</b>	<b>12 729 371 314</b>
561	IDTUB Tuban	382 319 393	2 397 183 399	328 504 009	2 103 598 835
562	IDGRE Gresik	408 046 185	2 785 755 359	106 134 662	700 964 452
563	IDTPE Tanjung Perak	1 849 391 521	9 108 932 137	1 684 086 036	8 928 260 005
564	IDPAZ Pasuruan	149	149	4 970	4 970
566	IDPRN Panarukan	46 445 828	455 519 058	40 589 009	422 351 826
567	IDBJU Banyuwangi	54 492 437	309 152 278	39 142 841	288 576 083
587	IDSUB Surabaya / Juanda (U)	994 306	5 346 368	55 084 079	279 793 470
588	IDSJR Surabaya (Ptt)	389 760	1 822 440	1 163 844	5 821 673
<b>BANTEN</b>		<b>2 047 726 213</b>	<b>10 802 855 854</b>	<b>1 096 730 897</b>	<b>5 793 907 020</b>
461	IDMRK Merak	781 602 636	4 248 459 604	607 635 979	3 192 624 704
471	IDTLN Tanjung Leneng	135 960 446	752 317 327	138 431 628	775 042 579
473	IDCGD Cigading	1 130 163 131	5 802 078 923	350 663 290	1 826 239 737
<b>BALI</b>		<b>778 495</b>	<b>28 134 302</b>	<b>7 951 572</b>	<b>164 203 001</b>
613	IDBOA Bena/Loloan	397 427	2 789 356	941 857	15 116 483
618	IDCBW Celukan Bawang	0	23 780 106	0	109 064 108
620	IDDPS Ngurah Rai (U)	381 068	1 564 840	7 009 715	40 022 410
<b>NUSA TENGGARA BARAT</b>		<b>4 329 236</b>	<b>104 515 789</b>	<b>7 351 147</b>	<b>80 615 604</b>
655	IDBMU Bima	1 571 789	16 599 640	5 573 938	61 137 097
660	IDLEM Lembar	0	34 206 000	0	2 815 215
663	IDBDS Badas Sumbawa	1 719 154	3 405 616	1 013 152	2 091 410
665	IDLKS Lombok	0	2 914 642	0	1 702 151
683	IDM OF Maumere	999 922	999 922	704 950	704 950
686	IDATA Atapupu	0	192 039	0	39 731
693	IDTEN Tenau	38 371	46 197 930	59 107	12 125 050
<b>KALIMANTAN BARAT</b>		<b>45 582 239</b>	<b>367 612 040</b>	<b>28 624 588</b>	<b>266 224 309</b>
714	IDPON Pontianak	45 550 107	331 750 355	28 565 989	230 510 952
715	IDKTG Ketapang K. Barat	0	1 854 000	0	6 010 000
721	IDKDW Kendawangan	0	8 854 447	0	17 996 530
722	IDPNK Supadio (U)	0	1 412	0	3 334 900
723	IDTKA Telok Air	0	3 433 200	0	815 552
724	IDSTT Sintete	2	19 496 616	24 062	4 227 425
726	IDENT Entikong	32 130	2 222 010	34 537	3 328 950

**I.5. IM POR M ENURUT PROPINSI DAN PELABUHAN BONGKAR**  
**IM PORT BY PROVINCE AND PORT OF IM PORTATION**  
**\*\*\* MEI/ MAY 2014 \*\*\***

Kode Pelabuhan Bongkar <i>Port of Importation</i>	Berat bersih / <i>Net weight (Kg)</i>		Nilai / <i>Value C.I.F ( U S \$ )</i>	
	Bulan ini <i>Current month</i>	Kumulatif <i>Cum. Jan. to date</i>	Bulan ini <i>Current month</i>	Kumulatif <i>Cum. Jan. to date</i>
<b>KALIMANTAN TENGAH</b>	<b>4 262 907</b>	<b>24 014 149</b>	<b>4 096 649</b>	<b>47 245 199</b>
742 IDSUK Sukamara	0	552 785	0	2 474 178
744 IDKUM Kumai	1 761 186	5 364 065	1 020 690	6 329 473
746 IDSMQ Sampit	2 495 202	12 585 440	2 595 556	10 309 375
750 IDPPS Pulang Pisau	6 519	5 511 859	480 403	28 132 173
<b>KALIMANTAN SELATAN</b>	<b>222 793 300</b>	<b>1 339 820 603</b>	<b>199 953 803</b>	<b>1 329 579 381</b>
771 IDBAN Banjarmasin	17 623 358	123 409 682	16 390 443	211 121 907
773 IDKTB Kotabaru	205 169 942	1 216 410 642	183 563 360	1 118 449 751
777 IDBDJ Samsudin Noor (U)	0	279	0	7 723
<b>KALIMANTAN TIMUR</b>	<b>641 630 413</b>	<b>4 649 979 734</b>	<b>635 727 721</b>	<b>4 447 887 414</b>
803 IDBPP Balikpapan	523 163 114	3 623 316 624	519 019 693	3 428 422 878
805 IDSRD Samarinda	18 534 076	242 202 556	24 696 914	291 259 780
806 IDTRD Tanjung Redep	2 000 000	4 000 000	838 000	1 650 000
807 IDTJS Tanjung Selor	3 900 000	45 424 743	33 048	998 965
808 IDLIN Lingkas Tarakan	13 250 000	103 928 624	125 080	9 668 498
809 IDNNX Nunukan	17 861 771	71 217 263	446 960	1 354 925
810 IDTGR Pasir/Tanah Grogot	1 672	1 672	8 698 326	8 698 326
812 IDBYQ Bunyu	0	3 500 000	0	29 064
813 IDTSG Tanjung Sangata	4 174 320	336 394 603	13 799 342	387 949 148
814 IDBPN Sepinggan (U)	261 679	1 462 729	18 502 613	116 759 216
817 IDBTG Bontang	44 743 859	195 321 157	44 574 589	189 088 993
819 IDJUA Juata Tarakan	0	5 507 526	0	67 176
996 IDBEJ Berau	13 739 922	17 702 237	4 993 156	11 940 445
<b>SULAWESI UTARA</b>	<b>1 499 172</b>	<b>41 204 424</b>	<b>2 612 124</b>	<b>75 397 765</b>
832 IDAMU Amurang	0	1 000	0	21 124
835 IDBIT Bitung	1 496 394	41 187 567	2 497 165	73 681 688
839 IDNAH Naha (U) - Sulut	1 332	1 332	27 373	27 373
843 IDMDC Sam Ratulangi (U)	1 446	14 525	87 586	1 667 580
<b>SULAWESI TENGAH</b>	<b>1 999 884</b>	<b>21 495 993</b>	<b>1 267 915</b>	<b>24 226 427</b>
868 IDLUW Luwuk	0	27 975	0	751 125
877 IDPAT Pantoloan	1 999 884	21 468 018	1 267 915	23 475 302
<b>SULAWESI SELATAN</b>	<b>159 536 285</b>	<b>692 506 092</b>	<b>96 551 739</b>	<b>437 945 433</b>
892 IDPAP Pare-Pare	4 100 624	12 583 321	2 470 576	7 690 142
893 IDUJU Ujungpandang	118 477 234	507 096 929	73 723 231	307 141 794
897 IDMLI Malili, Sulawesi	36 957 185	172 815 763	20 291 667	119 384 988
904 IDUPG Hasanuddin (U)	1 242	10 079	66 265	3 728 509
<b>SULAWESI TENGGARA</b>	<b>33 252 519</b>	<b>197 624 518</b>	<b>46 016 202</b>	<b>225 593 139</b>
921 IDBUW Bau-Bau	31 264 933	188 140 153	33 387 392	203 848 081
922 IDKDR Kendari	0	999 922	0	641 120
923 IDKOL Kolaka	0	6 006 665	0	1 616 628
925 IDPUM Pomalaa	1 987 586	2 477 778	12 628 810	19 487 310
<b>GORONTALO</b>	<b>2 463 930</b>	<b>86 513 774</b>	<b>1 484 250</b>	<b>46 289 828</b>
841 IDGOR Gorontalo	2 463 930	86 513 774	1 484 250	46 289 828
<b>SULAWESI BARAT</b>	<b>0</b>	<b>1 567 222</b>	<b>0</b>	<b>4 671 940</b>
899 IDMJU Mamuju	0	1 567 222	0	4 671 940
<b>M ALUKU</b>	<b>23 761 366</b>	<b>204 178 848</b>	<b>24 908 568</b>	<b>214 335 307</b>
946 IDAMB Ambon	23 749 903	194 582 283	24 865 980	209 929 064
949 IDLUV Tual	11 463	9 596 565	42 588	4 406 243
<b>M ALUKU UTARA</b>	<b>0</b>	<b>2 511 381</b>	<b>0</b>	<b>2 626 416</b>
941 IDTOB Tobelo	0	2 199 890	0	1 446 635
962 IDOBI Obi Island	0	311 491	0	1 179 781

**I.5. IM POR M ENURUT PROPINSI DAN PELABUHAN BONGKAR**  
**IM PORT BY PROVINCE AND PORT OF IM PORTATION**  
**\*\*\* M EI/ M AY 2014 \*\*\***

Kode	Pelabuhan Bongkar <i>Port of Importation</i>	Berat bersih / <i>Net weight (Kg)</i>		Nilai / <i>Value C.I.F ( U S \$ )</i>	
		Bulan ini	Kumulatif	Bulan ini	Kumulatif
		<i>Current month</i>	<i>Cum. Jan. to date</i>	<i>Current month</i>	<i>Cum. Jan. to date</i>
<b>PAPUA</b>		<b>37 120 197</b>	<b>203 811 208</b>	<b>101 245 493</b>	<b>522 928 103</b>
979	IDMKQ Merauke	0	540	0	8 456
980	IDTIM Amamapare	37 112 195	197 901 818	101 210 730	522 472 474
983	IDDJ Jayapura / Sentani	8 002	5 908 850	34 763	447 173
<b>PAPUA BARAT</b>		<b>423 810</b>	<b>2 402 307</b>	<b>369 839</b>	<b>4 025 547</b>
971	IDSOR Sorong	423 810	2 401 610	369 839	4 013 535
976	IDFKQ Fak-Fak	0	697	0	12 012
<b>TOTAL IM POR</b>		<b>12 811 352 690</b>	<b>71 684 810 246</b>	<b>15 697 742 441</b>	<b>89 953 664 630</b>

<http://www.bps.go.id>

**I.6 IMPOR KOMODITI MENURUT NEGARA ASAL / IMPORT BY COUNTRY OF ORIGIN  
DAN LIMA GOLONGAN BARANG (SITC) UTAMA / AND FIVE MAJOR SITC COMMODITY GROUP  
\*\* JUNI / JUNE 2014 \*\***

Negara Asal/ SITC/ Uraian Golongan Barang <i>Country of Origin/ SITC/ group Description</i>	Berat Bersih / <i>Net Weight (Kg)</i>		Nilai CIF / <i>CIF Value (US\$)</i>	
	Bulan ini <i>Current month</i>	Kumulatif <i>Cum. Jan to date</i>	Bulan ini <i>Current month</i>	Kumulatif <i>Cum. Jan to date</i>
<b>JAPAN</b>				
784 Parts And Accessories Of The Motor Vehicles	7 827 269	47 437 559	106 691 719	607 928 852
782 Motor Vehicle For The Transportation Of Goods	10 271 273	57 309 521	90 718 818	535 251 427
713 Internal Combustion Piston Engines And Parts	5 787 377	32 874 187	70 506 214	408 757 834
673 Flat Rolled Products, Not Clad	74 818 724	454 067 705	57 835 878	352 995 654
781 Passenger Motor Cars	3 589 477	22 640 303	41 157 178	273 380 778
LAINNYA	275 378 971	1 681 447 146	1 156 576 090	6 512 520 901
SUB TOTAL	377 673 091	2 295 776 421	1 523 485 897	8 690 835 446
<b>HONG KONG</b>				
655 Knitted Or Crocheted Fabrics	1 985 466	11 663 704	17 342 207	101 073 437
652 Cotton Fabrics, Woven	1 388 730	9 100 498	18 274 469	99 394 481
764 Telecommunication Equipments And Parts	472 355	3 134 840	8 656 581	57 810 245
653 Fabrics, Woven, Of Man-made Fibres	604 797	3 616 623	5 777 711	37 793 724
772 Electrical Apparatus For Making And Breaking Electrical Circuits	254 724	1 138 578	7 634 304	37 078 681
LAINNYA	35 376 189	183 722 428	102 287 733	600 363 386
SUB TOTAL	40 082 261	212 376 671	159 973 005	933 513 954
<b>KOREA, DEM. PEOPLE'S REP.</b>				
641 Papers And Paperboards	167 677	749 201	157 615	692 635
682 Copper	6 607	6 739	63 776	64 820
676 Iron/steel Bars, Rods, Angels, Shaped And Sections	0	59 029	0	48 942
675 Flat Rolled Products And Alloy Steels	19 831	52 183	17 650	46 443
699 Manufactures Of Base Metals	0	809	0	19 132
LAINNYA	548	911	16 967	42 824
SUB TOTAL	194 663	868 872	256 008	914 796
<b>KOREA, REPUBLIC OF</b>				
334 Petroleum Products, Refined	242 737 632	1 953 718 294	222 174 006	1 794 923 037
673 Flat Rolled Products, Not Clad	90 859 088	466 294 611	60 960 621	324 660 412
655 Knitted Or Crocheted Fabrics	3 644 613	24 052 151	30 616 213	220 094 322
653 Fabrics, Woven, Of Man-made Fibres	2 159 073	11 375 376	27 312 764	144 700 817
232 Synthetic Rubber Latex, Synthetic/ reclaimed Rubber	10 026 640	65 359 601	20 040 223	133 063 922
LAINNYA	295 459 377	1 502 103 281	612 502 858	3 225 481 472
SUB TOTAL	644 886 423	4 022 903 314	973 606 685	5 842 923 982
<b>TAIWAN</b>				
673 Flat Rolled Products, Not Clad	31 320 551	168 572 265	21 131 882	112 449 675
655 Knitted Or Crocheted Fabrics	1 558 612	10 311 805	15 718 456	100 158 663
653 Fabrics, Woven, Of Man-made Fibres	1 001 374	7 894 041	12 999 261	97 244 451
728 Other Machines And Equipment Specialized For Particular Industry	1 397 707	11 081 148	10 607 198	85 489 692
776 Thermionic, Cold Cathode, And Photo Cathode Valves/tubes	32 110	237 366	11 285 755	72 531 184
LAINNYA	147 793 095	674 468 096	255 594 831	1 450 709 851
SUB TOTAL	183 103 449	872 564 721	327 337 383	1 918 583 516
<b>TIONGKOK</b>				
764 Telecommunication Equipments And Parts	6 886 269	39 886 089	267 425 782	1 862 388 469
752 Automatic Data Processing Machines And Their Units	1 969 354	13 499 037	122 818 413	818 150 606
676 Iron/steel Bars, Rods, Angels, Shaped And Sections	168 589 176	749 841 297	99 504 154	452 840 285
778 Electrical Machinery And Apparatus	9 989 061	52 962 744	52 105 716	333 183 449
716 Rotating Electric Plants And Parts	9 898 755	60 176 439	38 289 244	286 096 395
LAINNYA	1 395 767 200	6 824 790 161	2 083 931 364	11 439 496 109
SUB TOTAL	1 593 099 815	7 741 155 767	2 664 074 673	15 192 155 313
<b>MONGOLIA</b>				
793 Ships, Boats, And Floating Structures	0	61 883 000	0	19 075 467
278 Other Crude Minerals	0	180 000	0	73 800
874 Measuring, Checking, Analysing, And Controlling Instrument And Ap	0	4	0	5 431
728 Other Machines And Equipment Specialized For Particular Industry	0	2 440	0	4 600
694 Nails, Screws, Nuts, Bolts, Rivets Of Iron/steel Or Copper	0	33	0	1 503
LAINNYA	0	16	0	1 645
SUB TOTAL	0	62 065 493	0	19 162 446

**1.6 IMPOR KOMODITI MENURUT NEGARA ASAL / IMPORT BY COUNTRY OF ORIGIN  
DAN LIMA GOLONGAN BARANG (SITC) UTAMA / AND FIVE MAJOR SITC COMMODITY GROUP  
\*\* JUNI / JUNE 2014 \*\***

Negara Asal/ SITC/ Uraian Golongan Barang <i>Country of Origin/ SITC/ group Description</i>	Berat Bersih / <i>Net Weight (Kg)</i>		Nilai CIF / <i>CF Value (US\$)</i>	
	Bulan ini <i>Current month</i>	Kumulatif <i>Cum. Jan to date</i>	Bulan ini <i>Current month</i>	Kumulatif <i>Cum. Jan to date</i>
<b>MALAYSIA</b>				
682 Copper	48 733	388 759	186 340	1 444 060
652 Cotton Fabrics, Woven	30 419	151 986	243 310	1 199 551
655 Knitted Or Crocheted Fabrics	46 976	63 431	345 859	485 639
541 Medicinal And Pharmaceutical Products	294	1 058	88 065	332 292
651 Textile Yarns	0	44 135	0	301 309
LAINNYA	3 520	35 517	52 424	666 489
SUB TOTAL	129 942	684 886	915 998	4 429 340
<b>PAPUA NEW GUINEA</b>				
072 Cocoa	1 101 538	4 616 610	3 446 982	13 463 352
282 Waste And Scrap Metal Of Iron/steel	885 057	5 466 314	317 747	2 086 001
223 Oil Seeds Use For Extraction Of Other Fixed Vegetable Oils	880	1 320	126 000	187 933
772 Electrical Apparatus For Making And Breaking Electrical Circuits	39	39	5 127	5 127
621 Materials Of Rubber	0	1 824	0	4 634
LAINNYA	4	372	645	16 471
SUB TOTAL	1 987 518	10 086 479	3 896 501	15 763 518
<b>THAILAND</b>				
784 Parts And Accessories Of The Motor Vehicles	9 309 591	50 800 991	88 922 247	481 572 550
061 Sugar, Molasses, And Honey	231 298 098	1 055 169 148	100 881 290	475 844 962
781 Passenger Motor Cars	7 422 271	39 412 610	75 365 229	408 638 291
713 Internal Combustion Piston Engines And Parts	2 953 668	15 606 498	37 086 027	224 124 980
575 Other Plastics In Primary Forms	19 495 695	99 240 913	36 488 817	181 540 600
LAINNYA	497 934 969	2 790 626 020	607 948 091	3 224 904 563
SUB TOTAL	768 414 292	4 050 856 180	946 691 701	4 996 625 946
<b>SINGAPORE</b>				
334 Petroleum Products, Refined	1 024 144 335	7 127 760 644	1 023 778 299	7 264 373 561
511 Hydrocarbon And Their Halogenated, Nitrated Derivatives	59 986 068	382 301 691	79 950 275	507 390 661
776 Thermionic, Cold Cathode, And Photo Cathode Valves/tubes	510 406	3 913 582	51 047 566	300 601 234
575 Other Plastics In Primary Forms	26 217 024	150 556 229	47 057 086	269 163 256
772 Electrical Apparatus For Making And Breaking Electrical Circuits	1 006 302	6 576 722	36 807 219	266 641 406
LAINNYA	408 556 598	1 879 695 056	780 252 394	4 115 993 281
SUB TOTAL	1 520 420 733	9 550 803 924	2 018 892 839	12 724 163 399
<b>PHILIPPINES</b>				
784 Parts And Accessories Of The Motor Vehicles	1 003 774	4 235 360	13 154 864	52 278 317
726 Printing/book Binding Machinery And Parts	7 397	630 120	143 171	23 730 775
752 Automatic Data Processing Machines And Their Units	36 010	267 149	2 517 784	21 248 430
773 Equipment For Distributing Electricity	393 810	2 089 080	3 144 332	16 857 481
593 Explosive And Pyrotechnic Products	227 362	694 553	4 945 829	15 016 091
LAINNYA	103 924 618	238 707 474	42 796 421	226 951 061
SUB TOTAL	105 592 971	246 623 736	66 702 401	356 082 155
<b>MALAYSIA</b>				
334 Petroleum Products, Refined	443 715 624	2 142 640 647	432 486 783	2 166 779 766
511 Hydrocarbon And Their Halogenated, Nitrated Derivatives	9 632 918	97 558 717	13 848 194	138 310 140
741 Heating And Cooling Equipments And Parts	1 269 407	12 038 341	10 054 984	131 692 351
571 Polymers Of Ethylene In Primary Forms	8 658 447	70 086 504	13 967 455	113 313 954
333 Petroleum Oil, Crude	0	134 717 189	0	110 528 829
LAINNYA	421 093 574	2 117 727 890	533 800 838	2 649 385 744
SUB TOTAL	884 369 970	4 574 769 288	1 004 158 254	5 310 010 784
<b>MYANMAR</b>				
054 Vegetables, Fresh, Chilled, Frozen Or Simply Preserved	7 139 782	57 087 694	7 112 171	56 302 009
682 Copper	400 171	2 702 393	2 754 775	19 201 830
042 Rice	5 310 000	8 136 000	1 774 530	2 686 152
744 Mechanical Handling Equipments And Parts	0	77 692	0	717 929
695 Tools For Used In The Hand Or In Machines	0	58 835	0	438 947
LAINNYA	338 398	1 596 995	661 553	2 350 449
SUB TOTAL	13 188 351	69 659 609	12 303 029	81 697 316

**I.6 IM POR KOM ODITI MENURUT NEGARA ASAL / IMPORT BY COUNTRY OF ORIGIN  
DAN LIMA GOLONGAN BARANG (SITC) UTAMA / AND FIVE MAJOR SITC COMMODITY GROUP  
\*\* JUNI / JUNE 2014 \*\***

Negara Asal/ SITC/ Uraian Golongan Barang <i>Country of Origin/ SITC/ group Description</i>	Berat Bersih / <i>Net Weight (Kg)</i>		Nilai CIF / <i>CIF Value (US\$)</i>	
	Bulan ini <i>Current month</i>	Kumulatif <i>Cum. Jan to date</i>	Bulan ini <i>Current month</i>	Kumulatif <i>Cum. Jan to date</i>
<b>CAMBODIA</b>				
841 Men's Coats/jackets, Not Knitted	10 613	78 861	394 591	2 534 400
845 Articles Of Apparel	4 278	48 637	179 624	1 523 725
842 Women's Coats/ jacket, Not Knitted	6 478	61 279	145 464	1 307 825
793 Ships, Boats, And Floating Structures	0	877 000	0	937 062
844 Women's Coats/jackets, Knitted	2 264	25 894	89 715	870 562
LAINNYA	69 639	518 427	426 848	3 811 242
SJB TOTAL	93 272	1 610 098	1 236 242	10 984 816
<b>BRUNEI DARUSSALAM</b>				
333 Petroleum Oil, Crude	201 967 000	608 741 000	162 400 881	495 867 005
512 Alcohols,phenols,phenol-alcohols And Their Halogenated	10 155 825	12 172 486	4 039 190	4 906 173
282 Waste And Scrap Metal Of Iron/ steel	0	5 712 830	0	2 127 972
691 Structures And Parts Of Iron/steel Or Aluminium	22 804	54 483	128 691	161 663
251 Pulp And Waste Paper	59 900	720 350	13 238	147 558
LAINNYA	22 079	172 972	72 178	357 817
SJB TOTAL	212 227 608	627 574 121	166 654 178	503 568 188
<b>LAO PEOPLE'S DEM. REP.</b>				
122 Tobacco, Manufactured	1 277 100	4 618 350	7 616 550	27 460 502
121 Tobacco, Unmanufactured And Refused	79 200	1 683 000	393 466	8 311 250
071 Coffee And Coffee Substitutes	115 200	133 200	480 563	563 867
232 Synthetic Rubber Latex, Synthetic/ reclaimed Rubber	0	12 000	0	53 800
695 Tools For Used In The Hand Or In Machines	0	96	0	6 783
LAINNYA	55	78	3 179	5 182
SJB TOTAL	1 471 555	6 446 724	8 493 758	36 401 384
<b>NEPAL</b>				
642 Paper And Paperboard Cut To Size/shape And Article Of Papers	2 322	2 322	8 890	8 890
656 Tulle,lace,embroidery,ribbons,trimmings And Other Small Wares	0	6	0	80
LAINNYA	0	0	0	0
SJB TOTAL	2 322	2 328	8 890	8 970
<b>BHUTAN</b>				
749 Non-electric Parts And Accessories Of Machineries	0	1	0	5
LAINNYA	0	0	0	0
SJB TOTAL	0	1	0	5
<b>VIET NAM</b>				
764 Telecommunication Equipments And Parts	415 593	2 107 389	78 226 430	588 228 109
674 Flat Rolled Products, Clad Or Plated	27 953 672	183 683 234	23 852 535	156 722 219
752 Automatic Data Processing Machines And Their Units	222 569	1 136 365	37 318 358	138 911 402
661 Lime,cement And Fabricated Construction Materials	179 320 500	1 370 707 726	10 829 196	87 449 446
333 Petroleum Oil, Crude	0	79 550 042	0	68 848 491
LAINNYA	78 670 720	355 509 618	133 588 637	677 623 086
SJB TOTAL	286 583 054	1 992 694 374	283 815 156	1 717 782 753
<b>INDIA</b>				
334 Petroleum Products, Refined	57 505 874	234 815 181	61 060 429	258 637 925
044 Maize, Unmilled	200 045 170	856 859 282	52 002 344	215 501 238
511 Hydrocarbon And Their Halogenated, Nitrated Derivatives	25 728 274	129 588 101	32 874 080	173 844 443
222 Oil Seeds Use For Extraction Ofsoft Fixed Vegetable Oils	24 490 648	135 005 178	27 216 211	148 464 665
263 Cotton	915 756	50 080 501	1 847 403	95 976 754
LAINNYA	217 111 721	1 389 748 432	229 501 476	1 310 865 146
SJB TOTAL	525 797 443	2 796 096 675	404 501 943	2 203 290 171
<b>PAKISTAN</b>				
263 Cotton	1 408 261	13 840 833	2 315 276	23 036 764
057 Fruit And Nut; Fresh Or Dried	0	16 542 499	0	16 418 101
611 Leathers	23 236	195 508	859 802	7 131 958

**I.6 IMPOR KOMODITI MENURUT NEGARA ASAL / IMPORT BY COUNTRY OF ORIGIN  
DAN LIMA GOLONGAN BARANG (SITC) UTAMA / AND FIVE MAJOR SITC COMMODITY GROUP  
\*\* JUNI / JUNE 2014 \*\***

Negara Asal/ SITC/ Uraian Golongan Barang <i>Country of Origin/ SITC/ group Description</i>	Berat Bersih / <i>Net Weight (Kg)</i>		Nilai CIF / <i>CF Value (US\$)</i>	
	Bulan ini <i>Current month</i>	Kumulatif <i>Cum. Jan to date</i>	Bulan ini <i>Current month</i>	Kumulatif <i>Cum. Jan to date</i>
652 Cotton Fabrics, Woven	132 683	983 108	716 857	6 121 128
034 Fish, Fresh, Chilled Or Frozen	2 096 860	6 616 820	1 422 652	4 722 854
LAINNYA	1 177 686	17 743 403	2 995 452	17 854 697
<b>SUB TOTAL</b>	<b>4 838 726</b>	<b>55 922 171</b>	<b>8 310 039</b>	<b>75 285 502</b>
<b>BANGLADESH</b>				
651 Textile Yarns	1 044 200	10 753 201	974 151	9 284 196
673 Flat Rolled Products, Not Glad	1 099 755	8 265 380	801 739	5 914 235
845 Articles Of Apparel	27 881	203 513	828 953	5 512 367
121 Tobacco, Unmanufactured And Refused	0	1 258 013	0	5 260 279
841 Men's Coats/jackets, Not Knitted	25 228	136 204	654 203	3 800 533
LAINNYA	1 223 619	6 437 077	2 034 660	11 312 364
<b>SUB TOTAL</b>	<b>3 420 683</b>	<b>27 053 388</b>	<b>5 293 706</b>	<b>41 083 974</b>
<b>SRI LANKA</b>				
046 Meal And Flour Of Wheat And Flour Of Meslin	7 387 000	24 405 000	3 154 934	10 509 170
121 Tobacco, Unmanufactured And Refused	4 340	154 685	524 971	4 641 757
845 Articles Of Apparel	15 677	75 664	641 746	3 028 698
074 Tea And Mate	57 496	177 197	247 320	1 236 724
842 Women's Coats/jacket, Not Knitted	3 461	22 183	173 871	1 001 329
LAINNYA	284 560	1 328 925	1 008 752	5 496 091
<b>SUB TOTAL</b>	<b>7 752 534</b>	<b>26 163 654</b>	<b>5 751 594</b>	<b>25 913 769</b>
<b>AFGHANISTAN</b>				
057 Fruit And Nut; Fresh Or Dried	18 000	36 000	35 276	70 552
899 Other Miscellaneous Manufactured Articles	0	112	0	548
LAINNYA	0	0	0	0
<b>SUB TOTAL</b>	<b>18 000</b>	<b>36 112</b>	<b>35 276</b>	<b>71 100</b>
<b>INDONESIA</b>				
851 Footwears	161 255	861 533	1 820 867	9 931 176
762 Radio Broadcast Receivers	38 665	132 617	2 029 381	6 825 772
772 Electrical Apparatus For Making And Breaking Electrical Circuits	348 285	461 816	1 105 474	5 363 894
726 Printing/book Binding Machinery And Parts	66 532	226 891	603 148	4 622 075
036 Crustaceans, Molluscs, And Aquatic Invertebrates	27 517	271 112	416 307	3 534 803
LAINNYA	1 838 344	11 102 275	9 243 493	60 769 443
<b>SUB TOTAL</b>	<b>2 480 598</b>	<b>13 056 244</b>	<b>15 218 670</b>	<b>91 047 163</b>
<b>IRAQ</b>				
611 Leathers	0	20 085	0	188 730
057 Fruit And Nut; Fresh Or Dried	0	114 750	0	98 685
695 Tools For Used In The Hand Or In Machines	0	90	0	29 280
694 Nails, Screws, Nuts, Bolts, Rivets Of Iron/steel Or Copper	14	22	1 963	5 665
874 Measuring, Checking, Analysing, And Controlling Instrument And Ap	0	3	0	3 612
LAINNYA	2	60	32	2 011
<b>SUB TOTAL</b>	<b>16</b>	<b>135 010</b>	<b>1 995</b>	<b>327 983</b>
<b>IRAN (ISLAMIC REPUBLIC OF)</b>				
335 Residual Petroleum Products, And Related Materials	3 176 473	13 444 807	1 914 194	8 024 775
278 Other Crude Minerals	997 145	5 059 503	538 458	2 732 132
057 Fruit And Nut; Fresh Or Dried	365 676	3 142 761	322 148	2 702 861
512 Alcohols,phenols,phenol-alcohols And Their Halogenated	0	4 667 477	0	2 669 797
074 Tea And Mate	179 002	2 201 169	118 554	1 670 716
LAINNYA	196 103	611 363	151 646	1 722 035
<b>SUB TOTAL</b>	<b>4 914 399</b>	<b>29 127 080</b>	<b>3 045 000</b>	<b>19 522 316</b>
<b>SAUDI ARABIA</b>				
333 Petroleum Oil, Crude	504 490 580	2 443 555 700	438 981 131	2 122 704 501
342 Liquefied Propane And Butane	138 313 558	241 383 628	120 431 253	223 284 527
334 Petroleum Products, Refined	180	134 003 010	2 150	135 662 675



**I.6 IM POR KOM ODITI MENURUT NEGARA ASAL / IMPORT BY COUNTRY OF ORIGIN  
DAN LIMA GOLONGAN BARANG (SITC) UTAMA / AND FIVE MAJOR SITC COMMODITY GROUP  
\*\* JUNI / JUNE 2014 \*\***

Negara Asal/ SITC/ Uraian Golongan Barang <i>Country of Origin/ SITC/ group Description</i>	Berat Bersih / <i>Net Weight (Kg)</i>		Nilai CIF / <i>CIF Value (US\$)</i>	
	Bulan ini <i>Current month</i>	Kumulatif <i>Cum. Jan to date</i>	Bulan ini <i>Current month</i>	Kumulatif <i>Cum. Jan to date</i>
511 Hydrocarbon And Their Halogenated, Nitrated Derivatives	13 570 949	96 916 492	18 426 407	135 337 447
575 Other Plastics In Primary Forms	11 268 636	64 629 889	15 331 290	91 235 813
LAINNYA	27 426 385	237 908 929	23 524 671	194 451 988
<b>SJB TOTAL</b>	<b>695 070 288</b>	<b>3 218 397 648</b>	<b>616 696 902</b>	<b>2 902 676 951</b>
<b>ISRAEL</b>				
695 Tools For Used In The Hand Or In Machines	1 492	9 604	520 662	3 009 625
515 Organo-inorganic And Heterocyclic Compounds	17	1 697	12 462	1 072 212
514 Nitrogen-function Compounds	500	1 030	365 000	734 950
533 Pigments, Paints, Varnishes, And Related Materials	1 025	27 593	30 676	679 768
759 Parts And Accessories For Machine Of Heading 751 Or 752	81	4 292	5 757	175 407
LAINNYA	12 794	259 985	118 102	1 158 092
<b>SJB TOTAL</b>	<b>15 909</b>	<b>304 201</b>	<b>1 052 659</b>	<b>6 830 054</b>
<b>KUWAIT</b>				
334 Petroleum Products, Refined	147 376 363	706 769 363	134 531 193	647 119 613
511 Hydrocarbon And Their Halogenated, Nitrated Derivatives	9 017 000	58 180 474	11 345 312	76 155 934
512 Alcohols,phenols,phenol-alcohols And Their Halogenated	4 025 000	30 865 759	3 972 300	33 077 728
571 Polymers Of Ethylene In Primary Forms	2 450 250	14 187 597	3 102 708	15 874 112
335 Residual Petroleum Products, And Related Materials	0	32 199 000	0	14 952 232
LAINNYA	193 520	3 343 794	174 077	1 636 147
<b>SJB TOTAL</b>	<b>163 062 133</b>	<b>845 545 987</b>	<b>153 125 590</b>	<b>788 815 766</b>
<b>JORDAN</b>				
272 Fertilizers, Crude	44 500 000	357 720 000	5 124 175	48 464 327
562 Fertilizers, Manufactured	3 441 780	75 440 620	1 110 968	23 249 824
591 Disinfectants, Insecticides, And Fungicides Put In Forms	0	28 469	0	307 719
288 Non-ferrous Base Metal Waste And Scraps	18 160	54 820	114 891	258 686
522 Inorganic Chemical Elements, Oxides And Halogen Salts	63 000	168 000	63 630	170 415
LAINNYA	289 247	481 548	126 372	389 351
<b>SJB TOTAL</b>	<b>48 312 187</b>	<b>433 893 457</b>	<b>6 540 036</b>	<b>72 840 322</b>
<b>LEBANON</b>				
251 Pulp And Waste Paper	2 150 740	3 149 560	473 163	644 960
892 Printed Matter	40 811	194 323	139 234	607 723
288 Non-ferrous Base Metal Waste And Scraps	0	97 920	0	354 888
073 Chocolate And Other Food Preparations Containing Cocoa	961	1 683	22 649	38 715
893 Article Of Plastics	2 198	2 198	3 254	3 254
LAINNYA	0	0	0	0
<b>SJB TOTAL</b>	<b>2 194 710</b>	<b>3 445 684</b>	<b>638 300</b>	<b>1 649 540</b>
<b>PALESTINA</b>				
057 Fruit And Nut; Fresh Or Dried	0	8 800	0	82 500
772 Electrical Apparatus For Making And Breaking Electrical Circuits	0	290	0	14 177
776 Thermionic, Cold Cathode, And Photo Cathode Valves/tubes	0	147	0	7 269
771 Electric Power Machinery And Parts	0	26	0	1 323
872 Medical Instruments And Appliances	0	1	0	107
LAINNYA	0	55	0	1
<b>SJB TOTAL</b>	<b>0</b>	<b>9 319</b>	<b>0</b>	<b>105 377</b>
<b>YEMEN</b>				
034 Fish, Fresh, Chilled Or Frozen	227 136	1 516 350	160 457	1 048 186
251 Pulp And Waste Paper	506 820	1 675 570	104 334	342 107
685 Lead	0	45 750	0	93 101
893 Article Of Plastics	0	268	0	3 413
821 Furnitures And Parts	0	375	0	2 350
LAINNYA	0	68	0	370
<b>SJB TOTAL</b>	<b>733 956</b>	<b>3 238 381</b>	<b>264 791</b>	<b>1 489 527</b>

**I.6 IMPOR KOMODITI MENURUT NEGARA ASAL / IMPORT BY COUNTRY OF ORIGIN  
DAN LIMA GOLONGAN BARANG (SITC) UTAMA / AND FIVE MAJOR SITC COMMODITY GROUP  
\*\* JUNI / JUNE 2014 \*\***

Negara Asal/ SITC/ Uraian Golongan Barang <i>Country of Origin/ SITC/ group Description</i>	Berat Bersih / <i>Net Weight (Kg)</i>		Nilai CIF / <i>CF Value (US\$)</i>	
	Bulan ini <i>Current month</i>	Kumulatif <i>Cum. Jan to date</i>	Bulan ini <i>Current month</i>	Kumulatif <i>Cum. Jan to date</i>
<b>OMAN</b>				
511 Hydrocarbon And Their Halogenated, Nitrated Derivatives	14 609 146	69 522 948	18 020 258	86 520 197
512 Alcohols,phenols,phenol-alcohols And Their Halogenated	1 794	193 078 308	2 226	24 026 382
684 Alumunium	0	513 783	0	1 012 791
034 Fish, Fresh, Chilled Or Frozen	351 000	1 450 900	235 980	942 850
282 Waste And Scrap Metal Of Iron/steel	0	442 570	0	151 907
LAINNYA	23 811	164 706	17 665	155 011
SUB TOTAL	14 985 751	265 173 215	18 276 129	112 809 138
<b>SYRIA ARAB REPUBLIC</b>				
611 Leathers	22 139	48 229	202 576	403 768
075 Spices	0	90 100	0	39 342
LAINNYA	0	0	0	0
SUB TOTAL	22 139	138 329	202 576	443 110
<b>TURKEY</b>				
333 Petroleum Oil, Crude	83 709 385	564 491 064	69 897 396	468 266 658
121 Tobacco, Unmanufactured And Refused	1 476 687	3 270 099	11 679 113	24 929 223
046 Meal And Flour Of Wheat And Flour Of Meslin	6 775 500	43 307 300	2 259 386	14 347 940
523 Metallicsalts And Peroxysalts	360 000	12 877 000	206 160	7 319 595
842 Women's Coats/jacket, Not Knitted	16 422	96 352	951 230	5 370 569
LAINNYA	6 258 505	43 194 247	10 236 446	64 712 185
SUB TOTAL	98 596 499	667 236 062	95 229 731	584 946 170
<b>UNITED ARAB EMIRATES</b>				
342 Liquefied Propane And Butane	44 044 550	577 061 641	38 164 602	546 470 466
334 Petroleum Products, Refined	156 614	141 032 735	362 417	136 161 819
684 Alumunium	4 066 294	23 944 289	9 219 540	51 632 811
511 Hydrocarbon And Their Halogenated, Nitrated Derivatives	0	29 380 662	0	42 725 319
575 Other Plastics In Primary Forms	1 471 070	7 849 646	1 747 804	10 105 624
LAINNYA	19 932 373	94 457 452	16 777 453	91 544 181
SUB TOTAL	69 670 901	873 726 425	66 271 816	878 640 220
<b>QATAR</b>				
342 Liquefied Propane And Butane	0	552 185 318	0	535 376 114
334 Petroleum Products, Refined	36 134 879	221 184 931	37 322 339	231 062 300
684 Alumunium	3 824 864	22 950 237	8 822 319	50 864 156
571 Polymers Of Ethylene In Primary Forms	790 500	10 147 004	1 230 248	14 054 089
522 Inorganic Chemical Elements, Oxides And Halogen Salts	31 565 729	64 477 789	4 892 636	11 869 993
LAINNYA	39 471	48 827 559	41 499	20 133 640
SUB TOTAL	72 355 443	919 772 838	52 309 041	863 360 292
<b>BAHRAIN</b>				
334 Petroleum Products, Refined	26 249 720	63 302 460	25 309 114	60 750 965
684 Alumunium	933 487	5 647 087	2 047 136	12 155 276
661 Lime,cement And Fabricated Construction Materials	63 301	305 102	41 652	197 694
335 Residual Petroleum Products, And Related Materials	0	170 500	0	97 611
652 Cotton Fabrics, Woven	0	11 292	0	90 554
LAINNYA	51	16 448	1 572	82 449
SUB TOTAL	27 246 559	69 452 889	27 399 474	73 374 549
<b>CYPRUS</b>				
251 Pulp And Waste Paper	648 640	4 101 710	128 291	815 449
287 Ores And Concentrates Of Basemetals	0	252 000	0	308 744
745 Other Non-electical Machinery, Tools, And Mechanical Apparatus	0	3 312	0	95 727
098 Edible Products And Preparations	0	24 960	0	66 768
575 Other Plastics In Primary Forms	0	23 525	0	40 698
LAINNYA	22 624	176 545	34 447	141 268
SUB TOTAL	671 264	4 582 052	162 738	1 468 654

**I.6 IMPOR KOMODITI MENURUT NEGARA ASAL / IMPORT BY COUNTRY OF ORIGIN  
DAN LIMA GOLONGAN BARANG (SITC) UTAMA / AND FIVE MAJOR SITC COMMODITY GROUP  
\*\* JUNI / JUNE 2014 \*\***

Negara Asal/ SITC/ Uraian Golongan Barang <i>Country of Origin/ SITC/ group Description</i>	Berat Bersih / <i>Net Weight (Kg)</i>		Nilai CIF / <i>CIF Value (US\$)</i>	
	Bulan ini <i>Current month</i>	Kumulatif <i>Cum. Jan to date</i>	Bulan ini <i>Current month</i>	Kumulatif <i>Cum. Jan to date</i>
<b>OTHER WEST ASIA</b>				
061 Sugar, Molasses, And Honey	0	40 000	0	64 800
771 Electric Power Machinery And Parts	8	8	10 034	10 034
743 Pumps, Compressors, Fans, Blowers, Centrifuges, And Parts	0	5	0	2 709
892 Printed Matter	0	3	0	1 783
872 Medical Instruments And Appliances	0	4	0	536
LAINNYA	0	0	0	0
<b>SUB TOTAL</b>	<b>8</b>	<b>40 020</b>	<b>10 034</b>	<b>79 862</b>
<b>EGYPT</b>				
562 Fertilizers, Manufactured	44 658 491	327 335 816	3 725 550	26 496 484
272 Fertilizers, Crude	0	165 350 000	0	19 825 026
057 Fruit And Nut; Fresh Or Dried	2 847 623	14 578 127	2 509 818	13 286 034
061 Sugar, Molasses, And Honey	0	30 521 102	0	7 377 957
054 Vegetables, Fresh, Chilled, Frozen Or Simply Preserved	4 587 500	6 342 500	2 527 175	3 496 475
LAINNYA	795 979	5 191 454	724 859	4 695 171
<b>SUB TOTAL</b>	<b>52 889 593</b>	<b>549 318 999</b>	<b>9 487 402</b>	<b>75 177 147</b>
<b>LIBYAN ARAB JAMAHIRIYA</b>				
728 Other Machines And Equipment Specialized For Particular Industry	0	18	0	7 580
748 Transmission Shafts And Cranks	0	86	0	3 291
699 Manufactures Of Base Metals	0	2	0	1 611
629 Articles Of Rubbers	0	1	0	311
679 Tubes, Pipes, Hollow Profile, Pipe Fitting Of Iron/steel	0	2	0	240
LAINNYA	0	1	0	17
<b>SUB TOTAL</b>	<b>0</b>	<b>110</b>	<b>0</b>	<b>13 050</b>
<b>MOROCCO</b>				
522 Inorganic Chemical Elements, Oxides And Halogen Salts	12 586 417	66 891 436	9 565 677	46 507 042
272 Fertilizers, Crude	41 184 000	165 745 800	5 971 680	24 366 573
842 Women's Coats/jacket, Not Knitted	17 920	110 867	1 185 982	7 156 537
845 Articles Of Apparel	3 660	21 964	209 081	1 245 625
841 Men's Coats/jackets, Not Knitted	4 121	20 211	249 661	1 241 746
LAINNYA	1 099 113	1 677 047	733 796	3 106 488
<b>SUB TOTAL</b>	<b>54 895 231</b>	<b>234 467 325</b>	<b>17 915 877</b>	<b>83 624 011</b>
<b>TUNISIA</b>				
057 Fruit And Nut; Fresh Or Dried	1 045 320	3 321 109	3 884 026	10 779 284
523 Metallicsalts And Peroxysalts	1 404 000	4 419 000	791 752	2 496 712
772 Electrical Apparatus For Making And Breaking Electrical Circuits	2 712	31 052	83 091	819 481
842 Women's Coats/jacket, Not Knitted	639	4 580	40 193	316 640
741 Heating And Cooling Equipments And Parts	0	17 689	0	311 324
LAINNYA	76 811	639 350	250 044	960 331
<b>SUB TOTAL</b>	<b>2 529 482</b>	<b>8 432 780</b>	<b>5 049 106</b>	<b>15 683 772</b>
<b>ALGERIA</b>				
333 Petroleum Oil, Crude	0	333 220 260	0	298 422 103
251 Pulp And Waste Paper	515 620	3 910 200	106 734	806 757
057 Fruit And Nut; Fresh Or Dried	0	8 400	0	6 804
694 Nails, Screws, Nuts, Bolts, Rivets Of Iron/steel Or Copper	0	1	0	8
LAINNYA	0	0	0	0
<b>SUB TOTAL</b>	<b>515 620</b>	<b>337 138 861</b>	<b>106 734</b>	<b>299 235 672</b>
<b>SUDAN</b>				
222 Oil Seeds Use For Extraction Ofsoft Fixed Vegetable Oils	0	370 000	0	274 750
263 Cotton	18 745	56 561	34 506	104 955
273 Stone, Sand And Gravel	834	11 600	3 850	50 877
516 Other Organic Chemicals	0	18 800	0	31 772
001 Live Animals Other Than Fish	0	651	0	3 015
LAINNYA	0	18	0	164
<b>SUB TOTAL</b>	<b>19 579</b>	<b>457 630</b>	<b>38 356</b>	<b>465 533</b>

**I.6 IMPOR KOMODITI MENURUT NEGARA ASAL / IMPORT BY COUNTRY OF ORIGIN  
DAN LIMA GOLONGAN BARANG (SITC) UTAMA / AND FIVE MAJOR SITC COMMODITY GROUP  
\*\* JUNI / JUNE 2014 \*\***

Negara Asal/ SITC/ Uraian Golongan Barang <i>Country of Origin/ SITC/ group Description</i>	Berat Bersih / <i>Net Weight (Kg)</i>		Nilai CIF / <i>CF Value (US\$)</i>	
	Bulan ini <i>Current month</i>	Kumulatif <i>Cum. Jan to date</i>	Bulan ini <i>Current month</i>	Kumulatif <i>Cum. Jan to date</i>
<b>ERITREA</b>				
675 Flat Rolled Products And Alloy Steels	0	112	0	8 485
778 Electrical Machinery And Apparatus	0	672	0	7 140
749 Non-electric Parts And Accessories Of Machineries	0	3	0	52
LAINNYA	0	0	0	0
SUB TOTAL	0	787	0	15 677
<b>LESOTHO</b>				
841 Men's Coats/jackets, Not Knitted	4 871	42 393	64 363	593 373
LAINNYA	0	0	0	0
SUB TOTAL	4 871	42 393	64 363	593 373
<b>NAMIBIA</b>				
036 Crustaceans, Molluscs, And Aquatic Invertebrates	0	34 983	0	266 297
273 Stone, Sand And Gravel	0	377 250	0	109 403
057 Fruit And Nut; Fresh Or Dried	0	32 400	0	69 358
641 Papers And Paperboards	0	19	0	1 720
746 Ball Or Roller Bearings	0	4	0	709
LAINNYA	0	0	0	0
SUB TOTAL	0	444 656	0	447 487
<b>ETHIOPIA</b>				
054 Vegetables, Fresh, Chilled, Frozen Or Simply Preserved	1 468 000	8 044 000	1 075 252	6 348 463
222 Oil Seeds Use For Extraction Of soft Fixed Vegetable Oils	383 000	2 787 000	223 098	1 478 708
611 Leathers	4 848	15 660	267 130	826 424
075 Spices	192 500	645 020	147 161	482 679
071 Coffee And Coffee Substitutes	0	8 513	0	27 157
LAINNYA	0	326	0	1 359
SUB TOTAL	2 048 348	11 500 519	1 712 641	9 164 790
<b>TANZANIA, UNITED REP. OF</b>				
263 Cotton	191 036	2 686 042	388 902	5 320 306
682 Copper	0	449 403	0	3 072 095
121 Tobacco, Unmanufactured And Refused	84 119	348 929	531 634	2 207 551
074 Tea And Mate	34 560	80 840	76 926	166 523
265 Vegetable Textile Fibres, raw Or Processed; waste Of These Fibres	0	56 000	0	89 320
LAINNYA	208 218	208 286	171 819	197 901
SUB TOTAL	517 933	3 829 500	1 169 281	11 053 696
<b>MADAGASCAR</b>				
551 Essential Oils, Perfumes, And Flavour Materials	0	160 009	0	2 306 435
263 Cotton	134 743	338 779	264 381	664 723
075 Spices	0	11 500	0	663 800
841 Men's Coats/jackets, Not Knitted	622	7 163	26 249	221 585
562 Fertilizers, Manufactured	0	1 079 460	0	153 283
LAINNYA	47 694	518 022	30 281	363 393
SUB TOTAL	183 059	2 114 933	320 911	4 373 219
<b>SOMALIA</b>				
759 Parts And Accessories For Machine Of Heading 751 Or 752	0	333	0	75 922
846 Clothing Accessories Of Textiles Fabrics	0	38	0	750
773 Equipment For Distributing Electricity	0	275	0	5
723 Civil Engineering And Contractor Plants And Equipments/ parts	0	56	0	2
LAINNYA	0	0	0	0
SUB TOTAL	0	702	0	76 679
<b>KENYA</b>				
074 Tea And Mate	117 020	1 052 972	250 513	2 563 595
611 Leathers	33 283	110 742	223 370	964 486
523 Metallic salts And Peroxysalts	0	4 421 282	0	902 235

**I.6 IMPOR KOMODITI MENURUT NEGARA ASAL / IMPORT BY COUNTRY OF ORIGIN  
DAN LIMA GOLONGAN BARANG (SITC) UTAMA / AND FIVE MAJOR SITC COMMODITY GROUP  
\*\* JUNI / JUNE 2014 \*\***

Negara Asal/ SITC/ Uraian Golongan Barang <i>Country of Origin/ SITC/ group Description</i>	Berat Bersih / <i>Net Weight (Kg)</i>		Nilai CIF / <i>CIF Value (US\$)</i>	
	Bulan ini <i>Current month</i>	Kumulatif <i>Cum. Jan to date</i>	Bulan ini <i>Current month</i>	Kumulatif <i>Cum. Jan to date</i>
265 Vegetable Textile Fibres,raw Or Processed;waste Of These Fibres	0	196 000	0	280 140
054 Vegetables, Fresh, Chilled, Frozen Or Simply Preserved	0	42 350	0	29 645
LAINNYA	975	8 280	12 857	22 832
<b>SJB TOTAL</b>	<b>151 278</b>	<b>5 831 626</b>	<b>486 740</b>	<b>4 762 933</b>
<b>REUNION</b>				
251 Pulp And Waste Paper	1 169 854	6 178 470	205 139	1 144 033
748 Transmission Shafts And Cranks	686	686	90 048	90 048
657 Special Yarns,textile Fabrics	0	564	0	76 371
579 Waste And Scrap Of Plastics	0	281 460	0	59 107
745 Other Non-electical Machinery, Tools, And Mechanical Apparatus	0	300	0	16 769
LAINNYA	0	18 508	0	45 153
<b>SJB TOTAL</b>	<b>1 170 540</b>	<b>6 479 988</b>	<b>295 187</b>	<b>1 431 481</b>
<b>M OZAMBIQUE</b>				
263 Cotton	0	3 124 825	0	5 817 775
282 Waste And Scrap Metal Of Iron/ steel	0	8 513 000	0	3 107 245
121 Tobacco, Unmanufactured And Refused	23 533	183 390	134 057	1 207 292
222 Oil Seeds Use For Extraction Ofsoft Fixed Vegetable Oils	300 000	400 000	337 500	440 500
265 Vegetable Textile Fibres,raw Or Processed;waste Of These Fibres	56 000	112 140	77 560	148 296
LAINNYA	12 652	12 652	30 102	30 102
<b>SJB TOTAL</b>	<b>392 185</b>	<b>12 346 007</b>	<b>579 219</b>	<b>10 751 210</b>
<b>BOTSWANA</b>				
658 Made-up Articles, Wholly/chiefly Of Textile Materials	0	80	0	2 299
655 Knitted Or Crocheted Fabrics	0	115	0	116
656 Tulle,lace,embroidery,ribbons,trimmings And Other Small Wares	0	11	0	65
892 Printed Matter	0	4	0	26
651 Textile Yarns	0	1	0	1
LAINNYA	0	0	0	0
<b>SJB TOTAL</b>	<b>0</b>	<b>211</b>	<b>0</b>	<b>2 507</b>
<b>EQUATORIAL GUINEA</b>				
694 Nails, Screws, Nuts, Bolts, Rivets Of Iron/ steel Or Copper	0	1	0	6
LAINNYA	0	0	0	0
<b>SJB TOTAL</b>	<b>0</b>	<b>1</b>	<b>0</b>	<b>6</b>
<b>TOGO</b>				
263 Cotton	840 343	1 263 802	1 720 191	2 497 189
282 Waste And Scrap Metal Of Iron/ steel	296 400	1 973 640	109 668	727 954
893 Article Of Plastics	1	1	8	8
LAINNYA	0	0	0	0
<b>SJB TOTAL</b>	<b>1 136 744</b>	<b>3 237 443</b>	<b>1 829 867</b>	<b>3 225 151</b>
<b>GHANA</b>				
072 Cocoa	1 587 782	6 016 097	5 166 335	17 661 082
685 Lead	0	98 520	0	199 010
634 Veneers,plywood,improved/reconstituted Wood Worked	8 867	16 320	77 410	123 536
288 Non-ferrous Base Metal Waste And Scraps	0	40 330	0	63 721
629 Articles Of Rubbers	0	12	0	1 907
LAINNYA	0	61	0	2 052
<b>SJB TOTAL</b>	<b>1 596 649</b>	<b>6 171 340</b>	<b>5 243 745</b>	<b>18 051 308</b>
<b>LIBERIA</b>				
652 Cotton Fabrics, Woven	0	2 889	0	26 727
291 Crude Animal Materials	48	48	7 728	7 728
656 Tulle,lace,embroidery,ribbons,trimmings And Other Small Wares	5	5	129	129
892 Printed Matter	0	5	0	33
LAINNYA	0	0	0	0
<b>SJB TOTAL</b>	<b>53</b>	<b>2 947</b>	<b>7 857</b>	<b>34 617</b>

**I.6 IMPOR KOMODITI MENURUT NEGARA ASAL / IMPORT BY COUNTRY OF ORIGIN  
DAN LIMA GOLONGAN BARANG (SITC) UTAMA / AND FIVE MAJOR SITC COMMODITY GROUP  
\*\* JUNI / JUNE 2014 \*\***

Negara Asal/ SITC/ Uraian Golongan Barang <i>Country of Origin/ SITC/ group Description</i>	Berat Bersih / <i>Net Weight (Kg)</i>		Nilai CIF / <i>CF Value (US\$)</i>	
	Bulan ini <i>Current month</i>	Kumulatif <i>Cum. Jan to date</i>	Bulan ini <i>Current month</i>	Kumulatif <i>Cum. Jan to date</i>
<b>GUINEA</b>				
263 Cotton	0	273 669	0	543 003
752 Automatic Data Processing Machines And Their Units	6	6	3 263	3 263
LAINNYA	0	0	0	0
SUB TOTAL	6	273 675	3 263	546 266
<b>ANGOLA</b>				
333 Petroleum Oil, Crude	124 198 000	254 622 360	100 480 863	205 874 808
684 Aluminium	0	215 630	0	412 834
773 Equipment For Distributing Electricity	0	23	0	6 893
874 Measuring, Checking, Analysing, And Controlling Instrument And Ap	0	3	0	6 408
718 Other Power Generating Machines And Parts	24	24	5 303	5 303
LAINNYA	22	39	2 659	4 961
SUB TOTAL	124 198 046	254 838 079	100 488 825	206 311 207
<b>CONGO</b>				
248 Wood, simply Worked And Railway SLEEPER Of Wood	95 139	464 170	49 016	379 223
772 Electrical Apparatus For Making And Breaking Electrical Circuits	0	29	0	32 632
629 Articles Of Rubbers	10	10	1 204	1 204
522 Inorganic Chemical Elements, Oxides And Halogen Salts	0	2	0	79
LAINNYA	0	0	0	0
SUB TOTAL	95 149	464 211	50 220	413 138
<b>CAMEROON</b>				
072 Cocoa	0	2 067 101	0	4 832 102
263 Cotton	99 871	2 249 771	201 463	4 019 756
248 Wood, simply Worked And Railway SLEEPER Of Wood	77 061	1 304 551	77 479	1 012 987
659 Floor Coverings	9 391	9 391	65 106	65 106
247 Wood In The Rough Or Roughly Squared	0	71 808	0	60 401
LAINNYA	382	2 383	4 184	31 792
SUB TOTAL	186 705	5 705 005	348 232	10 022 144
<b>NIGERIA</b>				
333 Petroleum Oil, Crude	255 654 000	1 916 948 000	210 501 399	1 581 081 759
342 Liquefied Propane And Butane	0	91 075 000	0	87 128 138
263 Cotton	407 143	2 076 465	432 154	3 083 503
611 Leathers	21 840	130 900	205 988	1 264 091
072 Cocoa	0	991 784	0	1 202 349
LAINNYA	20 161	381 543	224 985	1 141 470
SUB TOTAL	256 103 144	2 011 603 692	211 364 526	1 674 901 310
<b>SIERRA LEONE</b>				
759 Parts And Accessories For Machine Of Heading 751 Or 752	1 269	2 037	77 276	155 066
772 Electrical Apparatus For Making And Breaking Electrical Circuits	0	322	0	63 482
598 Miscellaneous Chemical Products	0	803	0	34 772
742 Pumps For Liquid And Parts	0	94	0	5 008
112 Alcoholic Beverages	0	152	0	2 277
LAINNYA	15	60	943	3 537
SUB TOTAL	1 284	3 468	78 219	264 142
<b>GABON</b>				
873 Meters And Counters	0	2 010	0	72 976
248 Wood, simply Worked And Railway SLEEPER Of Wood	20 219	122 513	12 370	72 911
718 Other Power Generating Machines And Parts	99	100	14 004	14 526
874 Measuring, Checking, Analysing, And Controlling Instrument And Ap	0	112	0	5 671
716 Rotating Electric Plants And Parts	0	27	0	3 172
LAINNYA	0	71	0	3 556
SUB TOTAL	20 318	124 833	26 374	172 812

**I.6 IMPOR KOMODITI MENURUT NEGARA ASAL / IMPORT BY COUNTRY OF ORIGIN  
DAN LIMA GOLONGAN BARANG (SITC) UTAMA / AND FIVE MAJOR SITC COMMODITY GROUP  
\*\* JUNI / JUNE 2014 \*\***

Negara Asal/ SITC/ Uraian Golongan Barang <i>Country of Origin/ SITC/ group Description</i>	Berat Bersih / <i>Net Weight (Kg)</i>		Nilai CIF / <i>CIF Value (US\$)</i>	
	Bulan ini <i>Current month</i>	Kumulatif <i>Cum. Jan to date</i>	Bulan ini <i>Current month</i>	Kumulatif <i>Cum. Jan to date</i>
<b>COTE D'IVOIRE</b>				
072 Cocoa	4 738 417	15 568 081	14 308 995	45 910 149
263 Cotton	3 130 435	12 198 035	6 411 200	24 738 077
248 Wood, simply Worked And Railway SLEEPER Of Wood	36 794	96 014	42 531	112 738
057 Fruit And Nut; Fresh Or Dried	0	34 920	0	36 666
292 Crude Vegetable Materials	0	8 960	0	14 336
LAINNYA	0	0	0	0
<b>SUB TOTAL</b>	<b>7 905 646</b>	<b>27 906 010</b>	<b>20 762 726</b>	<b>70 811 966</b>
<b>SENEGAL</b>				
263 Cotton	244 771	1 537 501	489 964	3 082 521
282 Waste And Scrap Metal Of Iron/ steel	0	1 071 620	0	409 946
723 Civil Engineering And Contractor Plants And Equipments/ parts	43	110	15 692	20 790
664 Glass	0	1 048	0	9 838
272 Fertilizers, Crude	0	183	0	3 045
LAINNYA	0	161	0	5 326
<b>SUB TOTAL</b>	<b>244 814</b>	<b>2 610 623</b>	<b>505 656</b>	<b>3 531 466</b>
<b>M AURITANIA</b>				
845 Articles Of Apparel	3	177	108	5 441
554 Soap, cleansing And Polishing Preparations	0	1	0	2
LAINNYA	0	0	0	0
<b>SUB TOTAL</b>	<b>3</b>	<b>178</b>	<b>108</b>	<b>5 443</b>
<b>M ALI</b>				
263 Cotton	4 391 906	18 793 185	9 136 547	38 420 196
098 Edible Products And Preparations	0	14 520	0	183 482
772 Electrical Apparatus For Making And Breaking Electrical Circuits	0	308	0	15 367
776 Thermionic, Cold Cathode, And Photo Cathode Valves/ tubes	0	121	0	5 274
694 Nails, Screws, Nuts, Bolts, Rivets Of Iron/ steel Or Copper	0	101	0	3 492
LAINNYA	309	662	202	8 999
<b>SUB TOTAL</b>	<b>4 392 215</b>	<b>18 808 897</b>	<b>9 136 749</b>	<b>38 636 810</b>
<b>BENIN</b>				
263 Cotton	1 193 493	3 645 516	2 528 694	7 392 962
288 Non-ferrous Base Metal Waste And Scraps	0	81 220	0	128 328
LAINNYA	0	0	0	0
<b>SUB TOTAL</b>	<b>1 193 493</b>	<b>3 726 736</b>	<b>2 528 694</b>	<b>7 521 290</b>
<b>BURKINA FASO</b>				
263 Cotton	3 205 339	17 342 503	6 680 537	34 296 955
LAINNYA	0	0	0	0
<b>SUB TOTAL</b>	<b>3 205 339</b>	<b>17 342 503</b>	<b>6 680 537</b>	<b>34 296 955</b>
<b>GUINEA BISSAU</b>				
718 Other Power Generating Machines And Parts	0	69	0	7 368
LAINNYA	0	0	0	0
<b>SUB TOTAL</b>	<b>0</b>	<b>69</b>	<b>0</b>	<b>7 368</b>
<b>GAMBIA</b>				
874 Measuring, Checking, Analysing, And Controlling Instrument And Ap	0	381	0	11 762
743 Pumps, Compressors, Fans, Blowers, Centrifuges, And Parts	0	167	0	2 462
LAINNYA	0	0	0	0
<b>SUB TOTAL</b>	<b>0</b>	<b>548</b>	<b>0</b>	<b>14 224</b>
<b>U.S. VIRGIN ISLANDS</b>				
773 Equipment For Distributing Electricity	0	11	0	652
759 Parts And Accessories For Machine Of Heading 751 Or 752	0	6	0	601
LAINNYA	0	0	0	0
<b>SUB TOTAL</b>	<b>0</b>	<b>17</b>	<b>0</b>	<b>1 253</b>

**I.6 IMPOR KOMODITI MENURUT NEGARA ASAL / IMPORT BY COUNTRY OF ORIGIN  
DAN LIMA GOLONGAN BARANG (SITC) UTAMA / AND FIVE MAJOR SITC COMMODITY GROUP  
\*\* JUNI / JUNE 2014 \*\***

Negara Asal/ SITC/ Uraian Golongan Barang <i>Country of Origin/ SITC/ group Description</i>	Berat Bersih / <i>Net Weight (Kg)</i>		Nilai CIF / <i>CF Value (US\$)</i>	
	Bulan ini <i>Current month</i>	Kumulatif <i>Cum. Jan to date</i>	Bulan ini <i>Current month</i>	Kumulatif <i>Cum. Jan to date</i>
<b>SEYCHELLES</b>				
694 Nails, Screws, Nuts, Bolts, Rivets Of Iron/steel Or Copper	0	150 828	0	422 164
034 Fish, Fresh, Chilled Or Frozen	0	127 413	0	158 847
678 Wire Of Iron/steel	0	36 003	0	140 772
232 Synthetic Rubber Latex, Synthetic/ reclaimed Rubber	0	50 400	0	105 504
597 Additive For Mineral Oils	0	3	0	23 643
LAINNYA	194	3 277	3 410	26 556
<b>SUB TOTAL</b>	<b>194</b>	<b>367 924</b>	<b>3 410</b>	<b>877 486</b>
<b>UGANDA</b>				
263 Cotton	521 288	3 972 657	1 045 810	7 917 043
611 Leathers	17 463	86 507	72 800	717 379
121 Tobacco, Unmanufactured And Refused	110 880	115 680	590 911	639 146
054 Vegetables, Fresh, Chilled, Frozen Or Simply Preserved	0	92 075	0	64 453
247 Wood In The Rough Or Roughly Squared	0	45 000	0	29 945
LAINNYA	0	1	0	43
<b>SUB TOTAL</b>	<b>649 631</b>	<b>4 311 920</b>	<b>1 709 521</b>	<b>9 368 009</b>
<b>CENTRAL AFRICAN REPUBLIC</b>				
263 Cotton	1 181 805	3 428 190	2 454 954	7 159 976
248 Wood, simply Worked And Railway Sleeper Of Wood	0	42 067	0	43 658
679 Tubes, Pipes, Hollow Profile, Pipe Fitting Of Iron/steel	0	158	0	868
892 Printed Matter	0	2	0	44
LAINNYA	0	0	0	0
<b>SUB TOTAL</b>	<b>1 181 805</b>	<b>3 470 417</b>	<b>2 454 954</b>	<b>7 204 546</b>
<b>NIGER</b>				
718 Other Power Generating Machines And Parts	0	8 582	0	20 360
778 Electrical Machinery And Apparatus	0	8 099	0	19 235
773 Equipment For Distributing Electricity	0	7 983	0	18 860
634 Veneers, plywood, improved/ reconstituted Wood Worked	0	26 507	0	17 524
744 Mechanical Handling Equipments And Parts	0	5 754	0	13 594
LAINNYA	84	20 499	2 197	67 490
<b>SUB TOTAL</b>	<b>84</b>	<b>77 424</b>	<b>2 197</b>	<b>157 063</b>
<b>CHAD</b>				
263 Cotton	574 815	1 872 626	1 141 212	3 716 542
292 Crude Vegetable Materials	0	2 000	0	5 800
LAINNYA	0	0	0	0
<b>SUB TOTAL</b>	<b>574 815</b>	<b>1 874 626</b>	<b>1 141 212</b>	<b>3 722 342</b>
<b>DJIBOUTI</b>				
054 Vegetables, Fresh, Chilled, Frozen Or Simply Preserved	0	72 000	0	54 720
LAINNYA	0	0	0	0
<b>SUB TOTAL</b>	<b>0</b>	<b>72 000</b>	<b>0</b>	<b>54 720</b>
<b>SAINT HELENA</b>				
812 Sanitary, Plumbing, Heating, And Lighting Fixtures/ fittings	0	105	0	6 514
629 Articles Of Rubbers	0	7	0	4 866
574 Poliacetals And Polycarbons In Primary Forms	1 000	1 000	2 533	2 533
723 Civil Engineering And Contractor Plants And Equipments/parts	0	74	0	2 001
598 Miscellaneous Chemical Products	0	35	0	1 730
LAINNYA	0	83	0	1 247
<b>SUB TOTAL</b>	<b>1 000</b>	<b>1 304</b>	<b>2 533</b>	<b>18 891</b>
<b>SAO TOM E AND PRINCIPE</b>				
728 Other Machines And Equipment Specialized For Particular Industry	0	1	0	8 514
759 Parts And Accessories For Machine Of Heading 751 Or 752	0	40	0	5 079
718 Other Power Generating Machines And Parts	0	177	0	3 532



**I.6 IMPOR KOMODITI MENURUT NEGARA ASAL / IMPORT BY COUNTRY OF ORIGIN  
DAN LIMA GOLONGAN BARANG (SITC) UTAMA / AND FIVE MAJOR SITC COMMODITY GROUP  
\*\* JUNI / JUNE 2014 \*\***

Negara Asal/ SITC/ Uraian Golongan Barang <i>Country of Origin/ SITC/ group Description</i>	Berat Bersih / <i>Net Weight (Kg)</i>		Nilai CIF / <i>CIF Value (US\$)</i>	
	Bulan ini <i>Current month</i>	Kumulatif <i>Cum. Jan to date</i>	Bulan ini <i>Current month</i>	Kumulatif <i>Cum. Jan to date</i>
531 Synthetic Organic; Colouring Matter	0	94	0	1 702
694 Nails, Screws, Nuts, Bolts, Rivets Of Iron/steel Or Copper	0	7	0	630
LAINNYA	0	39	0	885
<b>SJB TOTAL</b>	<b>0</b>	<b>358</b>	<b>0</b>	<b>20 342</b>
<b>SWAZILAND</b>				
771 Electric Power Machinery And Parts	1 015	3 072	49 882	152 470
728 Other Machines And Equipment Specialized For Particular Industry	79	355	24 001	126 918
899 Other Miscellaneous Manufactured Articles	0	56	0	123 828
764 Telecommunication Equipments And Parts	408	1 647	20 236	88 817
061 Sugar, Molasses, And Honey	0	31 200	0	73 059
LAINNYA	153	5 962	76 904	722 227
<b>SJB TOTAL</b>	<b>1 655</b>	<b>42 292</b>	<b>171 023</b>	<b>1 287 319</b>
<b>SOUTH AFRICA</b>				
251 Pulp And Waste Paper	12 945 240	92 629 047	10 884 747	77 397 382
282 Waste And Scrap Metal Of Iron/ steel	4 518 060	137 866 666	1 693 398	51 587 400
061 Sugar, Molasses, And Honey	0	82 560 000	0	36 117 068
522 Inorganic Chemical Elements, Oxides And Halogen Salts	139 660	35 400 014	313 070	25 619 321
684 Aluminium	400 782	5 148 915	898 497	10 630 086
LAINNYA	12 149 440	69 878 757	11 466 294	58 306 367
<b>SJB TOTAL</b>	<b>30 153 182</b>	<b>423 483 399</b>	<b>25 256 006</b>	<b>259 657 624</b>
<b>ZIMBABWE</b>				
121 Tobacco, Unmanufactured And Refused	388 080	1 301 430	2 325 530	7 723 433
263 Cotton	0	706 806	0	1 429 609
728 Other Machines And Equipment Specialized For Particular Industry	1 920	1 920	21 765	21 765
LAINNYA	0	0	0	0
<b>SJB TOTAL</b>	<b>390 000</b>	<b>2 010 156</b>	<b>2 347 295</b>	<b>9 174 807</b>
<b>ZAMBIA</b>				
263 Cotton	204 047	3 188 400	408 055	6 100 331
121 Tobacco, Unmanufactured And Refused	0	2 312	0	17 404
LAINNYA	0	0	0	0
<b>SJB TOTAL</b>	<b>204 047</b>	<b>3 190 712</b>	<b>408 055</b>	<b>6 117 735</b>
<b>MALAWI</b>				
121 Tobacco, Unmanufactured And Refused	165 763	497 759	1 250 168	3 278 288
263 Cotton	0	256 433	0	519 024
074 Tea And Mate	2	116 483	12	198 033
075 Spices	0	67 975	0	86 259
874 Measuring, Checking, Analysing, And Controlling Instrument And Ap	0	3	0	2
LAINNYA	0	0	0	0
<b>SJB TOTAL</b>	<b>165 765</b>	<b>938 653</b>	<b>1 250 180</b>	<b>4 081 606</b>
<b>COMOROS</b>				
581 Tubes, Pipes, And Hoses Of Plastics	587	587	6 963	6 963
LAINNYA	0	0	0	0
<b>SJB TOTAL</b>	<b>587</b>	<b>587</b>	<b>6 963</b>	<b>6 963</b>
<b>BURUNDI</b>				
263 Cotton	0	20 468	0	39 258
694 Nails, Screws, Nuts, Bolts, Rivets Of Iron/steel Or Copper	0	94	0	5 008
695 Tools For Used In The Hand Or In Machines	0	62	0	1 126
LAINNYA	0	0	0	0
<b>SJB TOTAL</b>	<b>0</b>	<b>20 624</b>	<b>0</b>	<b>45 392</b>

**I.6 IMPOR KOMODITI MENURUT NEGARA ASAL / IMPORT BY COUNTRY OF ORIGIN  
DAN LIMA GOLONGAN BARANG (SITC) UTAMA / AND FIVE MAJOR SITC COMMODITY GROUP  
\*\* JUNI / JUNE 2014 \*\***

Negara Asal/ SITC/ Uraian Golongan Barang <i>Country of Origin/ SITC/ group Description</i>	Berat Bersih / <i>Net Weight (Kg)</i>		Nilai CIF / <i>CF Value (US\$)</i>	
	Bulan ini <i>Current month</i>	Kumulatif <i>Cum. Jan to date</i>	Bulan ini <i>Current month</i>	Kumulatif <i>Cum. Jan to date</i>
<b>M AURITIUS</b>				
335 Residual Petroleum Products, And Related Materials	0	228 500	0	846 075
776 Thermionic, Cold Cathode, And Photo Cathode Valves/tubes	364	877	296 762	735 855
845 Articles Of Apparel	1 522	9 184	74 091	425 293
282 Waste And Scrap Metal Of Iron/steel	0	757 475	0	285 336
844 Women's Coats/jackets, Knitted	251	2 110	12 293	102 583
LAINNYA	3 498	84 250	46 711	228 298
SUB TOTAL	5 635	1 082 396	429 857	2 623 440
<b>RWANDA</b>				
893 Article Of Plastics	14	14	227	227
759 Parts And Accessories For Machine Of Heading 751 Or 752	0	1	0	4
LAINNYA	0	0	0	0
SUB TOTAL	14	15	227	231
<b>VIRGIN ISLANDS (BRITISH)</b>				
682 Copper	0	50 903	0	229 064
641 Papers And Paperboards	0	277 050	0	212 853
231 Natural Rubber Latex;natural Rubber And Similar Natural Gums	0	57 600	0	121 824
893 Article Of Plastics	4 192	4 603	35 583	40 006
531 Synthetic Organic; Colouring Matter	0	18 680	0	30 502
LAINNYA	126	2 614	1 976	31 192
SUB TOTAL	4 318	411 450	37 559	665 441
<b>AUSTRALIA</b>				
041 Wheat And Meslin, Unmilled	367 578 605	2 117 406 491	117 020 373	678 429 857
001 Live Animals Other Than Fish	19 024 053	114 907 807	52 225 329	320 057 518
061 Sugar, Molasses, And Honey	203 921 938	423 161 715	90 219 004	191 842 436
011 Meat Of Bovine Animals Fresh, Chilled Or Frozen	6 195 527	29 535 242	28 390 257	135 557 942
321 Coals, Pulverized Or Not	98 797 000	801 355 144	14 204 491	116 705 946
LAINNYA	513 366 751	2 662 487 467	237 577 551	1 245 757 985
SUB TOTAL	1 208 883 874	6 148 853 866	539 637 005	2 688 351 684
<b>NEW ZEALAND</b>				
022 Milk,cream, And Milk Products Other Than Butter Or Cheese	7 213 910	30 873 937	35 264 918	154 464 941
251 Pulp And Waste Paper	23 940 540	135 036 598	9 057 623	56 096 973
011 Meat Of Bovine Animals Fresh, Chilled Or Frozen	2 253 837	10 564 579	11 068 592	51 424 277
023 Butter And Other Fats From Milk	1 497 392	8 405 709	7 767 934	41 025 897
024 Cheese And Curds	1 227 266	5 749 613	6 003 617	27 228 508
LAINNYA	27 049 033	140 017 350	30 759 441	150 518 934
SUB TOTAL	63 181 978	330 647 786	99 922 125	480 759 530
<b>MICRONESIA, FED. STATES OF</b>				
292 Crude Vegetable Materials	196	804	806	3 256
057 Fruit And Nut; Fresh Or Dried	1	3	3	9
LAINNYA	0	0	0	0
SUB TOTAL	197	807	809	3 265
<b>NAURU</b>				
692 Metal Containers For Storage And Transportations	0	11 396	0	44 382
679 Tubes, Pipes, Hollow Profile, Pipe Fitting Of Iron/steel	0	320	0	8 099
772 Electrical Apparatus For Making And Breaking Electrical Circuits	0	10	0	6 313
629 Articles Of Rubbers	0	615	0	2 394
655 Knitted Or Crocheted Fabrics	0	260	0	1 928
LAINNYA	0	4	0	664
SUB TOTAL	0	12 605	0	63 780
<b>NEW CALEDONIA</b>				
282 Waste And Scrap Metal Of Iron/steel	120 180	601 420	42 063	210 497
778 Electrical Machinery And Apparatus	0	12 916	0	64 943

**I.6 IMPOR KOMODITI MENURUT NEGARA ASAL / IMPORT BY COUNTRY OF ORIGIN  
DAN LIMA GOLONGAN BARANG (SITC) UTAMA / AND FIVE MAJOR SITC COMMODITY GROUP  
\*\* JUNI / JUNE 2014 \*\***

Negara Asal/ SITC/ Uraian Golongan Barang <i>Country of Origin/ SITC/ group Description</i>	Berat Bersih / <i>Net Weight (Kg)</i>		Nilai CIF / <i>CIF Value (US\$)</i>	
	Bulan ini <i>Current month</i>	Kumulatif <i>Cum. Jan to date</i>	Bulan ini <i>Current month</i>	Kumulatif <i>Cum. Jan to date</i>
746 Ball Or Roller Bearings	0	4 167	0	20 953
748 Transmission Shafts And Cranks	0	164	0	175
699 Manufactures Of Base Metals	0	3	0	108
LAINNYA	0	0	0	0
<b>SUB TOTAL</b>	<b>120 180</b>	<b>618 670</b>	<b>42 063</b>	<b>296 676</b>
<b>NIUE</b>				
694 Nails, Screws, Nuts, Bolts, Rivets Of Iron/steel Or Copper	0	114	0	3 976
LAINNYA	0	0	0	0
<b>SUB TOTAL</b>	<b>0</b>	<b>114</b>	<b>0</b>	<b>3 976</b>
<b>VANUATU</b>				
223 Oil Seeds Use For Extraction Of Other Fixed Vegetable Oils	0	237 950	0	114 988
721 Agricultural Machinery And Parts	0	4	0	6 452
LAINNYA	0	0	0	0
<b>SUB TOTAL</b>	<b>0</b>	<b>237 954</b>	<b>0</b>	<b>121 440</b>
<b>AMERICAN SAMOA</b>				
263 Cotton	1 084 850	2 159 574	2 361 601	4 639 310
792 Aircraft And Associated Equipments And Parts	0	1 670	0	1 175 000
718 Other Power Generating Machines And Parts	0	3 539	0	475 042
874 Measuring, Checking, Analysing, And Controlling Instrument And Ap	1 518	1 518	121 051	121 051
723 Civil Engineering And Contractor Plants And Equipments/ parts	0	8 026	0	110 149
LAINNYA	18 102	202 305	104 877	488 848
<b>SUB TOTAL</b>	<b>1 104 470</b>	<b>2 376 632</b>	<b>2 587 529</b>	<b>7 009 400</b>
<b>COOK ISLANDS</b>				
034 Fish, Fresh, Chilled Or Frozen	43 621	43 621	288 405	288 405
749 Non-electric Parts And Accessories Of Machineries	11	11	1 730	1 730
713 Internal Combustion Piston Engines And Parts	0	69	0	1 327
LAINNYA	0	0	0	0
<b>SUB TOTAL</b>	<b>43 632</b>	<b>43 701</b>	<b>290 135</b>	<b>291 462</b>
<b>FIJ</b>				
282 Waste And Scrap Metal Of Iron/steel	214 000	1 342 900	73 830	473 704
081 Feeding Stuff For Animals	0	223 675	0	212 491
111 Non-alcoholic Beverages, Nes	40 000	216 788	40 320	207 300
034 Fish, Fresh, Chilled Or Frozen	0	21 133	0	143 704
685 Lead	0	43 870	0	93 882
LAINNYA	0	104 090	0	22 256
<b>SUB TOTAL</b>	<b>254 000</b>	<b>1 952 456</b>	<b>114 150</b>	<b>1 153 337</b>
<b>KIRIBATI</b>				
716 Rotating Electric Plants And Parts	0	673	0	3 457
742 Pumps For Liquid And Parts	0	15	0	1
743 Pumps, Compressors, Fans, Blowers, Centrifuges, And Parts	0	55	0	1
LAINNYA	0	0	0	0
<b>SUB TOTAL</b>	<b>0</b>	<b>743</b>	<b>0</b>	<b>3 459</b>
<b>MARSHALL ISLANDS</b>				
724 Textile/leather Machinery And Parts	0	9 720	0	63 117
598 Miscellaneous Chemical Products	0	5 000	0	15 153
574 Poliacetals And Polycarbons In Primary Forms	0	48	0	3 873
655 Knitted Or Crocheted Fabrics	0	108	0	3 154
LAINNYA	0	0	0	0
<b>SUB TOTAL</b>	<b>0</b>	<b>14 876</b>	<b>0</b>	<b>85 297</b>

**1.6 IMPOR KOMODITI MENURUT NEGARA ASAL / IMPORT BY COUNTRY OF ORIGIN  
DAN LIMA GOLONGAN BARANG (SITC) UTAMA / AND FIVE MAJOR SITC COMMODITY GROUP  
\*\* JUNI / JUNE 2014 \*\***

Negara Asal/ SITC/ Uraian Golongan Barang <i>Country of Origin/ SITC/ group Description</i>	Berat Bersih / <i>Net Weight (Kg)</i>		Nilai CIF / <i>CF Value (US\$)</i>	
	Bulan ini <i>Current month</i>	Kumulatif <i>Cum. Jan to date</i>	Bulan ini <i>Current month</i>	Kumulatif <i>Cum. Jan to date</i>
<b>SAMOA</b>				
232 Synthetic Rubber Latex, Synthetic/reclaimed Rubber	0	209 469	0	598 479
764 Telecommunication Equipments And Parts	1 991	1 991	421 784	421 784
662 Clay And Refactory Construction Materials	0	23 500	0	54 000
728 Other Machines And Equipment Specialized For Particular Industry	0	461	0	41 004
743 Pumps, Compressors, Fans, Blowers, Centrifuges, And Parts	0	1 481	0	9 816
LAINNYA	0	42	0	440
SUB TOTAL	1 991	236 944	421 784	1 125 523
<b>SOLOMON ISLANDS</b>				
072 Cocoa	0	375 000	0	1 017 271
081 Feeding Stuff For Animals	0	180 000	0	199 800
248 Wood, simply Worked And Railway Sleeper Of Wood	13 836	13 836	6 367	6 367
743 Pumps, Compressors, Fans, Blowers, Centrifuges, And Parts	0	5	0	309
LAINNYA	0	0	0	0
SUB TOTAL	13 836	568 841	6 367	1 223 747
<b>TONGA</b>				
292 Crude Vegetable Materials	98	294	600	1 800
723 Civil Engineering And Contractor Plants And Equipments/parts	0	55	0	1
LAINNYA	0	0	0	0
SUB TOTAL	98	349	600	1 801
<b>TUVALU</b>				
656 Tulle, lace, embroidery, ribbons, trimmings And Other Small Wares	0	85	0	1 878
LAINNYA	0	0	0	0
SUB TOTAL	0	85	0	1 878
<b>CHRISTMAS ISLANDS</b>				
562 Fertilizers, Manufactured	0	31 700 000	0	4 517 250
LAINNYA	0	0	0	0
SUB TOTAL	0	31 700 000	0	4 517 250
<b>U.S. MINOR OUTLYING ISLAND</b>				
874 Measuring, Checking, Analysing, And Controlling Instrument And Ap	0	10	0	128
LAINNYA	0	0	0	0
SUB TOTAL	0	10	0	128
<b>COCOS (KEELING) ISLANDS</b>				
656 Tulle, lace, embroidery, ribbons, trimmings And Other Small Wares	0	6	0	324
676 Iron/ steel Bars, Rods, Angels, Shaped And Sections	0	244	0	151
LAINNYA	0	0	0	0
SUB TOTAL	0	250	0	475
<b>TOKELAU</b>				
771 Electric Power Machinery And Parts	24	24	403	403
694 Nails, Screws, Nuts, Bolts, Rivets Of Iron/ steel Or Copper	0	20	0	118
642 Paper And Paperboard Cut To Size/ shape And Article Of Papers	0	30	0	66
LAINNYA	0	0	0	0
SUB TOTAL	24	74	403	587
<b>EAST TIMOR</b>				
699 Manufactures Of Base Metals	0	97 512	0	59 048
223 Oil Seeds Use For Extraction Of Other Fixed Vegetable Oils	0	115 767	0	23 096
071 Coffee And Coffee Substitutes	0	57 015	0	13 168
743 Pumps, Compressors, Fans, Blowers, Centrifuges, And Parts	0	5 354	0	6 325
695 Tools For Used In The Hand Or In Machines	0	3 226	0	3 740
LAINNYA	8 800	16 233	2 900	8 750
SUB TOTAL	8 800	295 107	2 900	114 127

**I.6 IMPOR KOMODITI MENURUT NEGARA ASAL / IMPORT BY COUNTRY OF ORIGIN  
DAN LIMA GOLONGAN BARANG (SITC) UTAMA / AND FIVE MAJOR SITC COMMODITY GROUP  
\*\* JUNI / JUNE 2014 \*\***

Negara Asal/ SITC/ Uraian Golongan Barang <i>Country of Origin/ SITC/ group Description</i>	Berat Bersih / <i>Net Weight (Kg)</i>		Nilai CIF / <i>CIF Value (US\$)</i>	
	Bulan ini <i>Current month</i>	Kumulatif <i>Cum. Jan to date</i>	Bulan ini <i>Current month</i>	Kumulatif <i>Cum. Jan to date</i>
<b>UNITED STATES</b>				
222 Oil Seeds Use For Extraction Ofsoft Fixed Vegetable Oils	246 083 935	1 258 790 386	152 202 019	755 336 487
081 Feeding Stuff For Animals	68 409 516	368 313 118	51 179 353	247 908 739
263 Cotton	7 227 618	101 479 830	15 874 503	218 686 795
041 Wheat And Meslin, Unmilled	79 475 848	564 276 159	27 614 925	194 776 959
022 Milk,cream, And Milk Products Other Than Butter Or Cheese	7 053 859	34 389 504	27 329 462	132 358 469
LAINNYA	256 107 268	1 372 377 679	550 912 712	2 819 786 678
SJB TOTAL	664 358 044	3 699 626 676	825 112 974	4 368 854 127
<b>CANADA</b>				
251 Pulp And Waste Paper	73 915 229	305 065 230	57 555 071	245 803 433
562 Fertilizers, Manufactured	108 018 090	708 199 330	35 173 938	226 960 709
041 Wheat And Meslin, Unmilled	139 929 648	628 902 193	47 236 365	218 302 326
792 Aircraft And Associated Equipments And Parts	41 872	48 911	28 090 948	39 135 220
281 Iron Ore And Concentrates	0	142 178 872	0	19 723 732
LAINNYA	41 376 099	119 462 463	49 378 830	171 119 578
SJB TOTAL	363 280 938	1 903 856 999	217 435 152	921 044 998
<b>MEXICO</b>				
282 Waste And Scrap Metal Of Iron/ steel	44 099 800	44 660 535	17 507 621	17 706 121
764 Telecommunication Equipments And Parts	456	27 241	169 820	14 778 807
679 Tubes, Pipes, Hollow Profile, Pipe Fitting Of Iron/ steel	80 693	10 142 789	261 404	13 251 125
743 Pumps, Compressors, Fans, Blowers, Centrifuges, And Parts	97 577	580 825	1 520 139	8 136 416
752 Automatic Data Processing Machines And Their Units	2 476	22 137	559 575	4 835 283
LAINNYA	2 937 766	14 347 492	7 159 273	51 579 113
SJB TOTAL	47 218 768	69 781 019	27 177 832	110 286 865
<b>GUATEMALA</b>				
841 Men's Coats/jackets, Not Knitted	1 685	1 909	64 240	74 756
845 Articles Of Apparel	157	1 946	4 978	54 017
075 Spices	10 000	10 000	42 500	42 500
579 Waste And Scrap Of Plastics	0	174 220	0	36 586
652 Cotton Fabrics, Woven	0	47	0	17 775
LAINNYA	53	3 150	4 638	21 064
SJB TOTAL	11 895	191 272	116 356	246 698
<b>HONDURAS</b>				
845 Articles Of Apparel	1 885	4 750	44 191	154 310
579 Waste And Scrap Of Plastics	0	351 629	0	87 622
843 Men's Coats/jackets, Knitted	1 510	4 689	16 263	47 406
121 Tobacco, Unmanufactured And Refused	0	14 180	0	22 821
844 Women's Coats/jackets, Knitted	230	771	2 438	7 748
LAINNYA	115	377	3 181	10 845
SJB TOTAL	3 740	376 396	66 073	330 752
<b>NICARAGUA</b>				
845 Articles Of Apparel	653	2 578	13 383	61 422
841 Men's Coats/jackets, Not Knitted	347	2 062	5 247	31 569
653 Fabrics, Woven, Of Man-made Fibres	0	2 433	0	29 942
122 Tobacco, Manufactured	0	43	0	1 896
899 Other Miscellaneous Manufactured Articles	0	76	0	1 174
LAINNYA	27	126	790	3 008
SJB TOTAL	1 027	7 318	19 420	129 011
<b>PANAMA</b>				
793 Ships, Boats, And Floating Structures	0	7 347 000	0	7 250 000
282 Waste And Scrap Metal Of Iron/ steel	44 660	1 540 975	13 398	539 514
211 Hides And Skins, Raw	46 400	46 400	79 560	79 560
551 Essential Oils, Perfumes, And Flavour Materials	0	462	0	20 459
899 Other Miscellaneous Manufactured Articles	3	232	671	18 427
LAINNYA	3	395	44	16 921
SJB TOTAL	91 066	8 935 464	93 673	7 924 881

**1.6 IMPOR KOMODITI MENURUT NEGARA ASAL / IMPORT BY COUNTRY OF ORIGIN  
DAN LIMA GOLONGAN BARANG (SITC) UTAMA / AND FIVE MAJOR SITC COMMODITY GROUP  
\*\* JUNI / JUNE 2014 \*\***

Negara Asal/ SITC/ Uraian Golongan Barang <i>Country of Origin/ SITC/ group Description</i>	Berat Bersih / <i>Net Weight (Kg)</i>		Nilai CIF / <i>CF Value (US\$)</i>	
	Bulan ini <i>Current month</i>	Kumulatif <i>Cum. Jan to date</i>	Bulan ini <i>Current month</i>	Kumulatif <i>Cum. Jan to date</i>
<b>CUBA</b>				
542 Medicaments, Including Veterinary Medicaments	73	396	136 500	729 456
121 Tobacco, Unmanufactured And Refused	0	12 451	0	57 898
232 Synthetic Rubber Latex, Synthetic/ reclaimed Rubber	0	21 494	0	49 436
122 Tobacco, Manufactured	0	1 007	0	44 013
112 Alcoholic Beverages	310	886	2 698	9 050
LAINNYA	0	0	0	0
SUB TOTAL	383	36 234	139 198	889 853
<b>CURACAO</b>				
831 Travel Goods	0	98	0	587
629 Articles Of Rubbers	0	1	0	358
LAINNYA	0	0	0	0
SUB TOTAL	0	99	0	945
<b>SURINAME</b>				
699 Manufactures Of Base Metals	0	3	0	392
843 Men's Coats/jackets, Knitted	0	15	0	282
759 Parts And Accessories For Machine Of Heading 751 Or 752	4	4	37	37
844 Women's Coats/jackets, Knitted	0	1	0	23
846 Clothing Accessories Of Textiles Fabrics	0	1	0	20
LAINNYA	4	4	34	34
SUB TOTAL	8	28	71	788
<b>CHILE</b>				
682 Copper	2 300 518	9 056 762	15 681 739	64 992 291
251 Pulp And Waste Paper	4 826 785	32 744 431	3 588 081	24 065 813
283 Copper Ores And Concentrates	0	10 149 503	0	19 992 272
057 Fruit And Nut; Fresh Or Dried	1 283 331	4 781 725	3 363 125	12 303 965
282 Waste And Scrap Metal Of Iron/ steel	1 502 830	15 050 716	542 882	5 640 249
LAINNYA	2 010 779	13 595 156	2 910 015	16 483 596
SUB TOTAL	11 924 243	85 378 293	26 085 842	143 478 186
<b>VENEZUELA</b>				
541 Medicinal And Pharmaceutical Products	0	525	0	21 395
657 Special Yarns, textile Fabrics	0	1 268	0	9 419
694 Nails, Screws, Nuts, Bolts, Rivets Of Iron/ steel Or Copper	0	58	0	6 849
874 Measuring, Checking, Analysing, And Controlling Instrument And Ap	0	8	0	5 916
716 Rotating Electric Plants And Parts	0	29	0	3 861
LAINNYA	131	536	5 182	12 668
SUB TOTAL	131	2 424	5 182	60 108
<b>ARGENTINA</b>				
081 Feeding Stuff For Animals	245 013 070	878 631 149	148 024 323	519 568 305
044 Maize, Unmilled	65 540 333	140 248 510	17 538 255	37 951 915
679 Tubes, Pipes, Hollow Profile, Pipe Fitting Of Iron/ steel	6 956 881	11 130 685	10 510 156	16 266 375
022 Milk, cream, And Milk Products Other Than Butter Or Cheese	625 000	3 375 000	2 311 652	11 911 014
263 Cotton	553 396	4 174 731	1 141 484	8 167 152
LAINNYA	3 952 327	24 442 364	6 282 404	35 263 847
SUB TOTAL	322 641 007	1 062 002 439	185 808 274	629 128 608
<b>BRAZIL</b>				
081 Feeding Stuff For Animals	178 486 774	569 893 175	110 164 457	347 611 476
061 Sugar, Molasses, And Honey	0	278 832 277	0	132 175 675
263 Cotton	5 515 642	56 280 999	10 921 542	115 793 554
044 Maize, Unmilled	42 391 785	362 621 889	11 388 574	89 265 896
281 Iron Ore And Concentrates	79 739 000	465 357 000	8 856 398	61 918 407
LAINNYA	61 810 700	236 874 237	58 778 932	251 521 165
SUB TOTAL	367 943 901	1 969 859 577	200 109 903	998 286 173

**I.6 IMPOR KOMODITI MENURUT NEGARA ASAL / IMPORT BY COUNTRY OF ORIGIN  
DAN LIMA GOLONGAN BARANG (SITC) UTAMA / AND FIVE MAJOR SITC COMMODITY GROUP  
\*\* JUNI / JUNE 2014 \*\***

Negara Asal/ SITC/ Uraian Golongan Barang <i>Country of Origin/ SITC/ group Description</i>	Berat Bersih / <i>Net Weight (Kg)</i>		Nilai CIF / <i>CIF Value (US\$)</i>	
	Bulan ini <i>Current month</i>	Kumulatif <i>Cum. Jan to date</i>	Bulan ini <i>Current month</i>	Kumulatif <i>Cum. Jan to date</i>
<b>COLOMBIA</b>				
591 Disinfectants, Insecticides, And Fungicides Put In Forms	33 600	189 575	239 345	941 596
575 Other Plastics In Primary Forms	18 000	198 000	87 215	830 094
513 Carboxylic Acids, and Their Anhydrides, halides, peroxides	79 200	284 800	110 910	455 970
267 Other Man-made Fibres Suitable For Spinning And Waste	104 453	104 453	266 835	266 835
523 Metallic salts And Peroxysalts	10 144	11 644	171 117	203 592
LAINNYA	108 142	508 798	166 349	1 050 932
SUB TOTAL	353 539	1 297 270	1 041 771	3 749 019
<b>BOLIVIA</b>				
634 Veneers, plywood, improved/ reconstituted Wood Worked	4 339	4 589	74 768	83 973
772 Electrical Apparatus For Making And Breaking Electrical Circuits	203	203	4 754	4 754
694 Nails, Screws, Nuts, Bolts, Rivets Of Iron/ steel Or Copper	0	7	0	630
LAINNYA	0	0	0	0
SUB TOTAL	4 542	4 799	79 522	89 357
<b>URUGUAY</b>				
081 Feeding Stuff For Animals	0	11 275 291	0	6 622 880
251 Pulp And Waste Paper	985 698	4 203 440	609 028	2 925 267
679 Tubes, Pipes, Hollow Profile, Pipe Fitting Of Iron/ steel	0	1 067 989	0	2 281 751
248 Wood, simply Worked And Railway Sleeper Of Wood	470 938	3 721 326	277 002	2 197 448
222 Oil Seeds Use For Extraction Of soft Fixed Vegetable Oils	1 623 240	2 994 195	988 064	1 808 009
LAINNYA	551 086	9 431 316	284 720	3 664 873
SUB TOTAL	3 630 962	32 693 557	2 158 814	19 500 228
<b>PARAGUAY</b>				
081 Feeding Stuff For Animals	2 000 000	49 373 270	1 297 995	30 310 390
263 Cotton	0	688 253	0	1 384 972
044 Maize, Unmilled	0	5 499 099	0	1 325 393
611 Leathers	42 665	249 523	87 890	474 522
551 Essential Oils, Perfumes, And Flavour Materials	1	887	6	20 850
LAINNYA	0	54 000	0	19 765
SUB TOTAL	2 042 666	55 865 032	1 385 891	33 535 892
<b>ECUADOR</b>				
072 Cocoa	350 382	5 679 491	1 107 382	16 600 277
121 Tobacco, Unmanufactured And Refused	6 480	86 284	201 538	2 810 414
081 Feeding Stuff For Animals	0	201 580	0	364 215
282 Waste And Scrap Metal Of Iron/ steel	0	299 500	0	112 313
873 Meters And Counters	0	624	0	77 587
LAINNYA	47	28 158	13 436	214 814
SUB TOTAL	356 909	6 295 637	1 322 356	20 179 620
<b>PERU</b>				
057 Fruit And Nut; Fresh Or Dried	0	4 860 963	0	19 034 078
081 Feeding Stuff For Animals	770 100	4 846 720	1 321 747	7 543 759
562 Fertilizers, Manufactured	0	54 966 000	0	5 771 424
072 Cocoa	32 000	208 330	113 344	715 540
522 Inorganic Chemical Elements, Oxides And Halogen Salts	127 500	684 500	102 383	563 751
LAINNYA	40 986	229 051	124 571	1 017 255
SUB TOTAL	970 586	65 795 564	1 662 045	34 645 807
<b>TRINIDAD AND TOBAGO</b>				
288 Non-ferrous Base Metal Waste And Scraps	0	139 724	0	220 763
282 Waste And Scrap Metal Of Iron/ steel	314 120	443 135	108 281	157 952
723 Civil Engineering And Contractor Plants And Equipments/ parts	0	1 434	0	149 166
682 Copper	0	3 647	0	10 972
761 Television Receivers	0	23	0	6 794
LAINNYA	140	142	785	4 279
SUB TOTAL	314 260	588 105	109 066	549 926

**I.6 IMPOR KOMODITI MENURUT NEGARA ASAL / IMPORT BY COUNTRY OF ORIGIN  
DAN LIMA GOLONGAN BARANG (SITC) UTAMA / AND FIVE MAJOR SITC COMMODITY GROUP  
\*\* JUNI / JUNE 2014 \*\***

Negara Asal/ SITC/ Uraian Golongan Barang <i>Country of Origin/ SITC/ group Description</i>	Berat Bersih / <i>Net Weight (Kg)</i>		Nilai CIF / <i>CF Value (US\$)</i>	
	Bulan ini <i>Current month</i>	Kumulatif <i>Cum. Jan to date</i>	Bulan ini <i>Current month</i>	Kumulatif <i>Cum. Jan to date</i>
<b>BAHAMAS</b>				
112 Alcoholic Beverages	846	923	6 116	7 488
LAINNYA	0	0	0	0
SUB TOTAL	846	923	6 116	7 488
<b>JAMAICA</b>				
288 Non-ferrous Base Metal Waste And Scraps	35 070	508 118	53 880	790 197
251 Pulp And Waste Paper	73 388	146 888	16 512	31 947
112 Alcoholic Beverages	3 986	4 075	23 619	25 185
579 Waste And Scrap Of Plastics	0	19 960	0	4 990
LAINNYA	0	0	0	0
SUB TOTAL	112 444	679 041	94 011	852 319
<b>PUERTO RICO</b>				
542 Medicaments, Including Veterinary Medicaments	782	7 778	234 813	2 839 579
541 Medicinal And Pharmaceutical Products	1 401	4 022	698 599	1 887 669
759 Parts And Accessories For Machine Of Heading 751 Or 752	163	6 300	12 536	1 349 655
533 Pigments, Paints, Varnishes, And Related Materials	10 433	28 423	318 750	705 295
513 Carboxylic Acids, and Their Anhydrides, halides, peroxides	180	798	29 667	133 550
LAINNYA	2 010	6 114	37 207	193 239
SUB TOTAL	14 969	53 435	1 331 572	7 108 987
<b>BELIZE</b>				
655 Knitted Or Crocheted Fabrics	3 890	60 373	57 940	720 873
652 Cotton Fabrics, Woven	0	22 664	0	268 398
726 Printing/ book Binding Machinery And Parts	0	37 455	0	180 000
728 Other Machines And Equipment Specialized For Particular Industry	0	35 375	0	170 000
592 Starches, Inulin, And Wheat Glutenal Buminoidal Substances; Glues	0	27 000	0	140 400
LAINNYA	1 350	49 725	7 263	241 101
SUB TOTAL	5 240	232 592	65 203	1 720 772
<b>DOMINICAN REPUBLIC</b>				
282 Waste And Scrap Metal Of Iron/ steel	1 400 010	3 434 500	535 981	1 335 230
121 Tobacco, Unmanufactured And Refused	14 820	44 691	313 299	1 278 864
541 Medicinal And Pharmaceutical Products	1	879	235	231 938
582 Plates, Sheets, And Film Of Plastics	0	616	0	185 759
611 Leathers	0	206 524	0	174 764
LAINNYA	120 376	224 201	134 235	401 540
SUB TOTAL	1 535 207	3 911 411	983 750	3 608 095
<b>EL SALVADOR</b>				
845 Articles Of Apparel	819	2 005	30 378	55 736
267 Other Man-made Fibres Suitable For Spinning And Waste	0	70 844	0	48 512
893 Article Of Plastics	0	1 692	0	10 056
001 Live Animals Other Than Fish	0	350	0	8 688
851 Footwears	0	46	0	7 258
LAINNYA	243	262	4 963	5 102
SUB TOTAL	1 062	75 199	35 341	135 352
<b>COSTA RICA</b>				
034 Fish, Fresh, Chilled Or Frozen	0	75 000	0	505 000
776 Thermionic, Cold Cathode, And Photo Cathode Valves/ tubes	129	1 444	101 120	311 761
759 Parts And Accessories For Machine Of Heading 751 Or 752	66	614	20 246	171 715
773 Equipment For Distributing Electricity	166	4 649	8 922	168 960
772 Electrical Apparatus For Making And Breaking Electrical Circuits	1 360	3 951	85 871	142 341
LAINNYA	115	569 015	7 833	398 795
SUB TOTAL	1 836	654 673	223 992	1 698 572



**I.6 IMPOR KOMODITI MENURUT NEGARA ASAL / IMPORT BY COUNTRY OF ORIGIN  
DAN LIMA GOLONGAN BARANG (SITC) UTAMA / AND FIVE MAJOR SITC COMMODITY GROUP  
\*\* JUNI / JUNE 2014 \*\***

Negara Asal/ SITC/ Uraian Golongan Barang <i>Country of Origin/ SITC/ group Description</i>	Berat Bersih / <i>Net Weight (Kg)</i>		Nilai CIF / <i>CIF Value (US\$)</i>	
	Bulan ini <i>Current month</i>	Kumulatif <i>Cum. Jan to date</i>	Bulan ini <i>Current month</i>	Kumulatif <i>Cum. Jan to date</i>
<b>HAITI</b>				
845 Articles Of Apparel	777	1 051	8 376	14 907
759 Parts And Accessories For Machine Of Heading 751 Or 752	0	3	0	1 240
551 Essential Oils, Perfumes, And Flavour Materials	0	9	0	371
LAINNYA	0	0	0	0
SUB TOTAL	777	1 063	8 376	16 518
<b>BARBADOS</b>				
759 Parts And Accessories For Machine Of Heading 751 Or 752	12	38	2 987	6 837
772 Electrical Apparatus For Making And Breaking Electrical Circuits	0	10	0	1 364
112 Alcoholic Beverages	39	39	525	525
LAINNYA	0	0	0	0
SUB TOTAL	51	87	3 512	8 726
<b>ANTIGUA AND BARBUDA</b>				
121 Tobacco, Unmanufactured And Refused	0	36 600	0	266 719
772 Electrical Apparatus For Making And Breaking Electrical Circuits	0	96	0	1 444
748 Transmission Shafts And Cranks	0	100	0	493
621 Materials Of Rubber	0	16	0	262
899 Other Miscellaneous Manufactured Articles	0	1	0	12
LAINNYA	0	0	0	0
SUB TOTAL	0	36 813	0	268 930
<b>ANGUILLA</b>				
655 Knitted Or Crocheted Fabrics	35 057	245 989	152 683	899 915
656 Tulle,lace,embroidery,ribbons,trimmings And Other Small Wares	549	91 169	3 200	305 816
653 Fabrics, Woven, Of Man-made Fibres	3 749	43 033	14 739	163 021
515 Organo-inorganic And Heterocyclic Compounds	0	20 000	0	118 000
652 Cotton Fabrics, Woven	1 995	21 745	8 571	82 780
LAINNYA	2 379	2 915	13 857	17 084
SUB TOTAL	43 729	424 851	193 050	1 586 616
<b>ARUBA</b>				
892 Printed Matter	0	3	0	565
LAINNYA	0	0	0	0
SUB TOTAL	0	3	0	565
<b>BERMUDA</b>				
342 Liquefied Propane And Butane	0	45 912 251	0	37 598 740
112 Alcoholic Beverages	9	9	264	264
LAINNYA	0	0	0	0
SUB TOTAL	9	45 912 260	264	37 599 004
<b>CAPE VERDE</b>				
652 Cotton Fabrics, Woven	0	167	0	1 822
759 Parts And Accessories For Machine Of Heading 751 Or 752	0	7	0	674
656 Tulle,lace,embroidery,ribbons,trimmings And Other Small Wares	0	3	0	198
LAINNYA	0	0	0	0
SUB TOTAL	0	177	0	2 694
<b>CAYMAN ISLANDS</b>				
743 Pumps, Compressors, Fans, Blowers, Centrifuges, And Parts	0	705	0	9 569
LAINNYA	0	0	0	0
SUB TOTAL	0	705	0	9 569
<b>DOMINICA</b>				
282 Waste And Scrap Metal Of Iron/steel	527 340	527 340	200 389	200 389
872 Medical Instruments And Appliances	0	703	0	18 600
551 Essential Oils, Perfumes, And Flavour Materials	0	599	0	6 962

**I.6 IMPOR KOMODITI MENURUT NEGARA ASAL / IMPORT BY COUNTRY OF ORIGIN  
DAN LIMA GOLONGAN BARANG (SITC) UTAMA / AND FIVE MAJOR SITC COMMODITY GROUP  
\*\* JUNI / JUNE 2014 \*\***

Negara Asal/ SITC/ Uraian Golongan Barang <i>Country of Origin/ SITC/ group Description</i>	Berat Bersih / <i>Net Weight (Kg)</i>		Nilai CIF / <i>CF Value (US\$)</i>	
	Bulan ini <i>Current month</i>	Kumulatif <i>Cum. Jan to date</i>	Bulan ini <i>Current month</i>	Kumulatif <i>Cum. Jan to date</i>
772 Electrical Apparatus For Making And Breaking Electrical Circuits	0	5	0	1 183
892 Printed Matter	0	5	0	318
LAINNYA	0	0	0	0
<b>SUB TOTAL</b>	<b>527 340</b>	<b>528 652</b>	<b>200 389</b>	<b>227 452</b>
<b>FRENCH GUIANA</b>				
772 Electrical Apparatus For Making And Breaking Electrical Circuits	0	4	0	236
LAINNYA	0	0	0	0
<b>SUB TOTAL</b>	<b>0</b>	<b>4</b>	<b>0</b>	<b>236</b>
<b>FRENCH POLYNESIA</b>				
251 Pulp And Waste Paper	0	875 610	0	151 481
LAINNYA	0	0	0	0
<b>SUB TOTAL</b>	<b>0</b>	<b>875 610</b>	<b>0</b>	<b>151 481</b>
<b>GREENLAND</b>				
036 Crustaceans, Molluscs, And Aquatic Invertebrates	39 600	59 400	142 268	212 279
665 Glassware	0	15	0	1
LAINNYA	0	0	0	0
<b>SUB TOTAL</b>	<b>39 600</b>	<b>59 415</b>	<b>142 268</b>	<b>212 280</b>
<b>GRENADA</b>				
542 Medicaments, Including Veterinary Medicaments	0	1 219	0	371 798
LAINNYA	0	0	0	0
<b>SUB TOTAL</b>	<b>0</b>	<b>1 219</b>	<b>0</b>	<b>371 798</b>
<b>NETHERLANDS ANTILLES</b>				
714 Engines And Motors, Non-electric And Parts	0	1 516	0	466 065
699 Manufactures Of Base Metals	0	30	0	15 057
592 Starches, Inulin, And Wheat Glutenal Buminoidal Substances; Glues	0	244	0	6 510
743 Pumps, Compressors, Fans, Blowers, Centrifuges, And Parts	0	150	0	4 018
784 Parts And Accessories Of The Motor Vehicles	0	189	0	2 146
LAINNYA	224	366	1 233	4 675
<b>SUB TOTAL</b>	<b>224</b>	<b>2 495</b>	<b>1 233</b>	<b>498 471</b>
<b>NORFOLK ISLANDS</b>				
728 Other Machines And Equipment Specialized For Particular Industry	8 105	8 105	161 529	161 529
741 Heating And Cooling Equipments And Parts	0	25	0	2 992
LAINNYA	0	0	0	0
<b>SUB TOTAL</b>	<b>8 105</b>	<b>8 130</b>	<b>161 529</b>	<b>164 521</b>
<b>SAINT LUCIA</b>				
759 Parts And Accessories For Machine Of Heading 751 Or 752	18	56	1 183	4 068
LAINNYA	0	0	0	0
<b>SUB TOTAL</b>	<b>18</b>	<b>56</b>	<b>1 183</b>	<b>4 068</b>
<b>UNITED KINGDOM</b>				
251 Pulp And Waste Paper	31 203 803	143 164 269	6 196 502	28 361 393
792 Aircraft And Associated Equipments And Parts	99	25 995	1 628 686	26 530 751
723 Civil Engineering And Contractor Plants And Equipments/ parts	100 777	793 913	2 907 125	22 827 803
781 Passengger Motor Cars	112 909	704 174	1 569 261	18 317 436
553 Perfumery, Cosmetics, And Toilet Preparations	193 066	471 002	5 858 053	18 302 130
LAINNYA	13 827 357	83 671 846	70 484 294	349 574 333
<b>SUB TOTAL</b>	<b>45 438 011</b>	<b>228 831 199</b>	<b>88 643 921</b>	<b>463 913 846</b>
<b>NETHERLANDS</b>				
511 Hydrocarbon And Their Halogenated, Nitrated Derivatives	9 938 866	27 069 750	14 475 401	38 829 854
022 Milk,cream, And Milk Products Other Than Butter Or Cheese	1 859 300	9 260 821	8 180 812	34 622 609

**I.6 IM POR KOM ODITI MENURUT NEGARA ASAL / IMPORT BY COUNTRY OF ORIGIN  
DAN LIMA GOLONGAN BARANG (SITC) UTAMA / AND FIVE MAJOR SITC COMMODITY GROUP  
\*\* JUNI / JUNE 2014 \*\***

Negara Asal/ SITC/ Uraian Golongan Barang <i>Country of Origin/ SITC/ group Description</i>	Berat Bersih / <i>Net Weight (Kg)</i>		Nilai CIF / <i>CIF Value (US\$)</i>	
	Bulan ini <i>Current month</i>	Kumulatif <i>Cum. Jan to date</i>	Bulan ini <i>Current month</i>	Kumulatif <i>Cum. Jan to date</i>
098 Edible Products And Preparations	578 278	3 933 347	4 341 549	25 676 507
784 Parts And Accessories Of The Motor Vehicles	43 620	250 266	3 905 500	23 544 822
759 Parts And Accessories For Machine Of Heading 751 Or 752	7 320	73 292	3 169 745	18 435 164
LAINNYA	21 940 560	96 284 519	51 289 094	305 377 752
<b>SJB TOTAL</b>	<b>34 367 944</b>	<b>136 871 995</b>	<b>85 362 101</b>	<b>446 486 708</b>
<b>FRANCE</b>				
022 Milk,cream, And Milk Products Other Than Butter Or Cheese	4 424 542	26 528 912	12 244 804	78 717 551
891 Arms And Ammunitions	24 000	74 006	910 895	56 369 263
772 Electrical Apparatus For Making And Breaking Electrical Circuits	308 060	1 407 254	5 092 932	42 990 406
251 Pulp And Waste Paper	16 714 156	64 669 702	10 590 261	41 166 143
553 Perfumery, Cosmetics, And Toilet Preparations	110 784	510 823	7 030 780	36 335 271
LAINNYA	13 920 800	76 286 497	86 368 154	461 168 451
<b>SJB TOTAL</b>	<b>35 502 342</b>	<b>169 477 194</b>	<b>122 237 826</b>	<b>716 747 085</b>
<b>GERMANY, FED. REP. OF</b>				
728 Other Machines And Equipment Specialized For Particular Industry	1 780 034	9 296 603	57 360 201	324 010 433
745 Other Non-electrical Machinery, Tools, And Mechanical Apparatus	374 543	2 074 958	30 485 919	113 294 510
724 Textile/leather Machinery And Parts	732 672	3 704 972	13 945 451	76 442 302
776 Thermionic, Cold Cathode, And Photo Cathode Valves/tubes	7 988	82 780	10 912 256	75 745 168
741 Heating And Cooling Equipments And Parts	671 351	2 922 762	15 005 159	74 765 088
LAINNYA	62 922 126	378 937 439	240 157 311	1 461 303 578
<b>SJB TOTAL</b>	<b>66 488 714</b>	<b>397 019 514</b>	<b>367 866 297</b>	<b>2 125 561 079</b>
<b>AUSTRIA</b>				
776 Thermionic, Cold Cathode, And Photo Cathode Valves/tubes	5 697	67 522	4 258 380	35 388 660
716 Rotating Electric Plants And Parts	102 847	445 588	3 095 191	13 143 791
727 Food Processing Machines And Parts	43 972	242 387	2 198 100	13 142 653
791 Railway Vehicles And Associated Equipments	113	232 930	13 831	12 687 744
641 Papers And Paperboards	782 289	5 633 875	1 311 012	12 554 704
LAINNYA	1 555 116	13 806 593	11 743 010	92 580 781
<b>SJB TOTAL</b>	<b>2 490 034</b>	<b>20 428 895</b>	<b>22 619 524</b>	<b>179 498 333</b>
<b>BELGIUM</b>				
515 Organo-inorganic And Heterocyclic Compounds	2 133 179	13 231 366	6 910 808	42 852 040
022 Milk,cream, And Milk Products Other Than Butter Or Cheese	1 025 000	8 775 000	4 716 250	39 284 875
743 Pumps, Compressors, Fans, Blowers, Centrifuges, And Parts	79 651	725 891	1 731 570	22 972 178
541 Medicinal And Pharmaceutical Products	81 077	280 170	1 553 553	12 112 859
023 Butter And Other Fats From Milk	389 761	1 628 907	2 445 438	10 256 287
LAINNYA	27 128 878	118 579 160	35 206 457	180 145 733
<b>SJB TOTAL</b>	<b>30 837 546</b>	<b>143 220 494</b>	<b>52 564 076</b>	<b>307 623 972</b>
<b>SWITZERLAND</b>				
714 Engines And Motors, Non-electric And Parts	8 673	31 874	7 594 504	31 923 657
542 Medicaments, Including Veterinary Medicaments	67 521	112 976	9 166 990	27 527 731
551 Essential Oils, Perfumes, And Flavour Materials	158 143	807 676	4 221 618	20 985 225
726 Printing/book Binding Machinery And Parts	2 083	132 304	200 946	18 346 407
515 Organo-inorganic And Heterocyclic Compounds	502 721	705 720	3 417 715	14 179 473
LAINNYA	2 430 375	12 693 269	35 160 690	187 567 466
<b>SJB TOTAL</b>	<b>3 169 516</b>	<b>14 483 819</b>	<b>59 762 463</b>	<b>300 529 959</b>
<b>LUXEMBOURG</b>				
676 Iron/steel Bars, Rods, Angels, Shaped And Sections	28 713	766 616	52 074	1 136 801
657 Special Yarns,textile Fabrics	3 166	45 248	43 189	531 229
893 Article Of Plastics	0	31 585	0	288 100
677 Rail/railway And Tractor Construction Of Iron/steel Materials	152 608	203 758	180 505	244 097
695 Tools For Used In The Hand Or In Machines	1	106	147	185 347
LAINNYA	42 063	121 273	192 145	1 008 729
<b>SJB TOTAL</b>	<b>226 551</b>	<b>1 168 586</b>	<b>468 060</b>	<b>3 394 303</b>

**1.6 IMPOR KOMODITI MENURUT NEGARA ASAL / IMPORT BY COUNTRY OF ORIGIN  
DAN LIMA GOLONGAN BARANG (SITC) UTAMA / AND FIVE MAJOR SITC COMMODITY GROUP  
\*\* JUNI / JUNE 2014 \*\***

Negara Asal/ SITC/ Uraian Golongan Barang <i>Country of Origin/ SITC/ group Description</i>	Berat Bersih / <i>Net Weight (Kg)</i>		Nilai CIF / <i>CF Value (US\$)</i>	
	Bulan ini <i>Current month</i>	Kumulatif <i>Cum. Jan to date</i>	Bulan ini <i>Current month</i>	Kumulatif <i>Cum. Jan to date</i>
<b>GIBRALTAR</b>				
676 Iron/ steel Bars, Rods, Angels, Shaped And Sections	0	1	0	86
LAINNYA	0	0	0	0
SUB TOTAL	0	1	0	86
<b>MONACO</b>				
542 Medicaments, Including Veterinary Medicaments	60	120	86 742	174 481
523 Metallicsalts And Peroxysalts	0	2 993	0	70 560
514 Nitrogen-function Compounds	450	3 569	7 367	52 783
551 Essential Oils, Perfumes, And Flavour Materials	410	1 135	6 720	22 327
575 Other Plastics In Primary Forms	0	450	0	10 338
LAINNYA	35	873	1 065	28 785
SUB TOTAL	955	9 140	101 894	359 274
<b>DENMARK</b>				
542 Medicaments, Including Veterinary Medicaments	5 442	40 129	2 088 323	15 643 044
022 Milk,cream, And Milk Products Other Than Butter Or Cheese	359 074	1 642 664	2 641 737	11 032 728
728 Other Machines And Equipment Specialized For Particular Industry	3 356	341 870	57 899	3 485 832
727 Food Processing Machines And Parts	531	46 202	45 548	3 361 484
282 Waste And Scrap Metal Of Iron/ steel	0	8 509 520	0	3 290 429
LAINNYA	1 362 565	8 467 053	6 002 015	42 479 996
SUB TOTAL	1 730 968	19 047 438	10 835 522	79 293 513
<b>NORWAY</b>				
562 Fertilizers, Manufactured	11 826 425	69 534 124	5 923 298	33 578 721
251 Pulp And Waste Paper	3 872 605	25 916 179	766 943	6 995 935
034 Fish, Fresh, Chilled Or Frozen	248 839	1 785 113	804 812	5 338 740
874 Measuring, Checking, Analysing, And Controlling Instrument And Ap	480	53 808	37 997	3 740 249
598 Miscellaneous Chemical Products	656 039	2 493 394	807 233	3 550 154
LAINNYA	742 928	5 806 720	2 607 694	31 170 363
SUB TOTAL	17 347 316	105 589 338	10 947 977	84 374 162
<b>SWEDEN</b>				
764 Telecommunication Equipments And Parts	84 621	487 325	16 835 433	89 837 313
251 Pulp And Waste Paper	9 920 290	53 328 150	8 876 809	49 121 127
641 Papers And Paperboards	5 224 569	31 920 708	5 371 236	34 564 985
714 Engines And Motors, Non-electric And Parts	322 612	322 731	26 228 695	26 252 272
511 Hydrocarbon And Their Halogenated, Nitrated Derivatives	9 222 157	15 519 221	13 075 568	22 017 399
LAINNYA	6 596 083	26 276 973	42 654 440	156 480 730
SUB TOTAL	31 370 332	127 855 108	113 042 181	378 273 826
<b>FINLAND</b>				
764 Telecommunication Equipments And Parts	41 778	294 455	5 620 572	203 439 441
723 Civil Engineering And Contractor Plants And Equipments/ parts	39 756	635 793	629 428	20 424 973
641 Papers And Paperboards	2 880 991	18 277 653	2 827 490	16 195 940
772 Electrical Apparatus For Making And Breaking Electrical Circuits	1 631	485 601	115 636	9 766 585
744 Mechanical Handling Equipments And Parts	631	515 090	8 933	5 958 347
LAINNYA	1 169 401	9 224 855	10 244 754	61 230 449
SUB TOTAL	4 134 188	29 433 447	19 446 813	317 015 735
<b>IRELAND</b>				
793 Ships, Boats, And Floating Structures	0	1 659 000	0	14 000 000
551 Essential Oils, Perfumes, And Flavour Materials	132 626	658 691	1 750 591	7 393 270
022 Milk,cream, And Milk Products Other Than Butter Or Cheese	372 000	1 557 475	1 019 813	5 448 103
542 Medicaments, Including Veterinary Medicaments	912	4 613	774 656	5 186 095
752 Automatic Data Processing Machines And Their Units	2 695	19 155	769 532	5 130 731
LAINNYA	1 765 599	10 478 077	3 135 117	17 217 203
SUB TOTAL	2 273 832	14 377 011	7 449 709	54 375 402

**I.6 IMPOR KOMODITI MENURUT NEGARA ASAL / IMPORT BY COUNTRY OF ORIGIN  
DAN LIMA GOLONGAN BARANG (SITC) UTAMA / AND FIVE MAJOR SITC COMMODITY GROUP  
\*\* JUNI / JUNE 2014 \*\***

Negara Asal/ SITC/ Uraian Golongan Barang <i>Country of Origin/ SITC/ group Description</i>	Berat Bersih / <i>Net Weight (Kg)</i>		Nilai CIF / <i>CIF Value (US\$)</i>	
	Bulan ini <i>Current month</i>	Kumulatif <i>Cum. Jan to date</i>	Bulan ini <i>Current month</i>	Kumulatif <i>Cum. Jan to date</i>
<b>ITALY</b>				
745 Other Non-electical Machinery, Tools, And Mechanical Apparatus	150 755	1 300 807	15 944 813	116 905 672
728 Other Machines And Equipment Specialized For Particular Industry	490 247	4 604 824	11 323 368	106 856 887
725 Papermill/pulpmill Machinery And Paper Cutting Machines	412 948	2 524 534	7 948 806	51 513 921
747 Taps, Cocks, And Valves For Pipes	284 453	1 283 225	11 881 817	48 963 271
741 Heating And Cooling Equipments And Parts	674 040	2 405 215	5 284 949	47 705 728
LAINNYA	38 917 904	160 810 553	94 203 717	517 098 698
<b>SUB TOTAL</b>	<b>40 930 347</b>	<b>172 929 158</b>	<b>146 587 470</b>	<b>889 044 177</b>
<b>SPAIN</b>				
679 Tubes, Pipes, Hollow Profile, Pipe Fitting Of Iron/ steel	612 724	3 597 134	5 953 131	33 340 157
691 Structures And Parts Of Iron/ steel Or Aluminium	852 225	5 284 790	4 907 506	25 862 165
792 Aircraft And Associated Equipments And Parts	7 531	117 116	3 845 052	18 929 407
533 Pigments, Paints, Varnishes, And Related Materials	1 474 666	8 986 191	1 914 438	12 252 299
263 Cotton	0	4 963 791	0	9 970 720
LAINNYA	4 778 015	27 066 083	28 925 275	168 461 234
<b>SUB TOTAL</b>	<b>7 725 161</b>	<b>50 015 105</b>	<b>45 545 402</b>	<b>268 815 982</b>
<b>PORTUGAL</b>				
511 Hydrocarbon And Their Halogenated, Nitrated Derivatives	15 207 079	15 207 079	15 362 845	15 362 845
764 Telecommunication Equipments And Parts	778	2 403	375 663	4 008 196
845 Articles Of Apparel	9 977	68 912	499 591	3 400 947
657 Special Yarns, textile Fabrics	2 371	2 539	1 430 577	1 431 220
844 Women's Coats/ jackets, Knitted	3 689	23 759	199 007	1 321 568
LAINNYA	228 111	1 906 706	1 521 505	9 866 514
<b>SUB TOTAL</b>	<b>15 452 005</b>	<b>17 211 398</b>	<b>19 389 188</b>	<b>35 391 290</b>
<b>ICELAND</b>				
034 Fish, Fresh, Chilled Or Frozen	0	348 720	0	497 694
411 Animal Oils And Fats	0	42 940	0	207 149
727 Food Processing Machines And Parts	0	4 630	0	141 959
523 Metallicsalts And Peroxysalts	0	200	0	9 455
874 Measuring, Checking, Analysing, And Controlling Instrument And Ap	0	15	0	3 730
LAINNYA	25	568	870	7 318
<b>SUB TOTAL</b>	<b>25</b>	<b>397 073</b>	<b>870</b>	<b>867 305</b>
<b>GREECE</b>				
263 Cotton	213 184	10 806 080	488 211	22 772 706
793 Ships, Boats, And Floating Structures	26	4 949 026	101	5 996 276
251 Pulp And Waste Paper	8 080 533	26 469 328	1 677 776	5 496 315
121 Tobacco, Unmanufactured And Refused	6 098	263 359	47 201	1 961 074
522 Inorganic Chemical Elements, Oxides And Halogen Salts	160 000	740 315	277 120	1 294 608
LAINNYA	1 317 950	7 178 744	1 395 086	7 402 073
<b>SUB TOTAL</b>	<b>9 777 791</b>	<b>50 406 852</b>	<b>3 885 495</b>	<b>44 923 052</b>
<b>VATICAN CITY STATE</b>				
747 Taps, Cocks, And Valves For Pipes	0	1 489	0	36 736
742 Pumps For Liquid And Parts	0	156	0	5 639
713 Internal Combustion Piston Engines And Parts	0	24	0	537
LAINNYA	0	0	0	0
<b>SUB TOTAL</b>	<b>0</b>	<b>1 669</b>	<b>0</b>	<b>42 912</b>
<b>ANDORRA</b>				
334 Petroleum Products, Refined	0	7 768 014	0	8 454 320
728 Other Machines And Equipment Specialized For Particular Industry	0	286	0	1 610
679 Tubes, Pipes, Hollow Profile, Pipe Fitting Of Iron/ steel	0	55	0	1
LAINNYA	0	0	0	0
<b>SUB TOTAL</b>	<b>0</b>	<b>7 768 355</b>	<b>0</b>	<b>8 455 931</b>

**I.6 IMPOR KOMODITI MENURUT NEGARA ASAL / IMPORT BY COUNTRY OF ORIGIN  
DAN LIMA GOLONGAN BARANG (SITC) UTAMA / AND FIVE MAJOR SITC COMMODITY GROUP  
\*\* JUNI / JUNE 2014 \*\***

Negara Asal/ SITC/ Uraian Golongan Barang <i>Country of Origin/ SITC/ group Description</i>	Berat Bersih / <i>Net Weight (Kg)</i>		Nilai CIF / <i>CF Value (US\$)</i>	
	Bulan ini <i>Current month</i>	Kumulatif <i>Cum. Jan to date</i>	Bulan ini <i>Current month</i>	Kumulatif <i>Cum. Jan to date</i>
<b>LIECHTENSTEIN</b>				
772 Electrical Apparatus For Making And Breaking Electrical Circuits	917	4 841	40 318	191 741
533 Pigments, Paints, Varnishes, And Related Materials	750	5 230	19 435	127 286
778 Electrical Machinery And Apparatus	271	271	10 022	10 022
742 Pumps For Liquid And Parts	0	209	0	6 671
893 Article Of Plastics	0	61	0	6 388
LAINNYA	1	59	1 389	8 307
<b>SUB TOTAL</b>	<b>1 939</b>	<b>10 671</b>	<b>71 164</b>	<b>350 415</b>
<b>DEMOCRATIC REP. OF THE CONGO</b>				
292 Crude Vegetable Materials	235 576	704 052	577 184	1 723 099
248 Wood, simply Worked And Railway Sleeper Of Wood	0	36 290	0	26 849
874 Measuring, Checking, Analysing, And Controlling Instrument And Ap	0	7	0	5 087
745 Other Non-electical Machinery, Tools, And Mechanical Apparatus	0	5	0	2 176
898 Musical Instrument And Parts/ accessories	0	4	0	84
LAINNYA	0	0	0	0
<b>SUB TOTAL</b>	<b>235 576</b>	<b>740 358</b>	<b>577 184</b>	<b>1 757 295</b>
<b>HUNGARY</b>				
741 Heating And Cooling Equipments And Parts	185	265 423	13 510	7 505 098
772 Electrical Apparatus For Making And Breaking Electrical Circuits	1 891	394 496	211 775	3 876 635
728 Other Machines And Equipment Specialized For Particular Industry	9 093	46 735	1 004 877	3 844 992
541 Medicinal And Pharmaceutical Products	5 618	13 760	799 216	2 915 697
778 Electrical Machinery And Apparatus	13 370	58 196	540 801	2 408 592
LAINNYA	195 984	1 334 679	1 691 175	19 392 773
<b>SUB TOTAL</b>	<b>226 141</b>	<b>2 113 289</b>	<b>4 261 354</b>	<b>39 943 787</b>
<b>POLAND</b>				
022 Milk, cream, And Milk Products Other Than Butter Or Cheese	1 717 000	7 526 500	3 994 545	13 703 125
098 Edible Products And Preparations	387 200	1 817 730	1 890 493	6 810 944
553 Perfumery, Cosmetics, And Toilet Preparations	122 332	503 267	1 254 319	4 796 047
696 Cutlery	42 821	132 552	1 202 966	4 150 859
515 Organo-inorganic And Heterocyclic Compounds	136	1 506 801	15 383	3 609 915
LAINNYA	3 365 212	19 182 903	6 699 778	40 197 189
<b>SUB TOTAL</b>	<b>5 634 701</b>	<b>30 669 753</b>	<b>15 057 484</b>	<b>73 268 079</b>
<b>ROMANIA</b>				
842 Women's Coats/ jacket, Not Knitted	5 640	31 711	298 539	1 610 311
679 Tubes, Pipes, Hollow Profile, Pipe Fitting Of Iron/ steel	239 200	432 536	536 552	1 393 283
122 Tobacco, Manufactured	49 920	111 847	262 568	589 136
748 Transmission Shafts And Cranks	116	20 902	9 006	587 068
653 Fabrics, Woven, Of Man-made Fibres	0	22 107	0	524 940
LAINNYA	217 028	1 303 875	1 368 295	6 320 979
<b>SUB TOTAL</b>	<b>511 904</b>	<b>1 922 978</b>	<b>2 474 960</b>	<b>11 025 717</b>
<b>BULGARIA</b>				
121 Tobacco, Unmanufactured And Refused	110 728	717 540	1 121 996	6 274 093
523 Metallicsalts And Peroxysalts	2 927 580	22 953 084	649 910	5 246 881
081 Feeding Stuff For Animals	362 980	805 480	1 613 669	3 614 103
772 Electrical Apparatus For Making And Breaking Electrical Circuits	17 859	76 611	176 735	1 974 544
776 Thermionic, Cold Cathode, And Photo Cathode Valves/ tubes	37	167	332 499	1 819 071
LAINNYA	350 253	2 358 991	712 275	4 208 555
<b>SUB TOTAL</b>	<b>3 769 437</b>	<b>26 911 873</b>	<b>4 607 084</b>	<b>23 137 247</b>
<b>SERBIA</b>				
748 Transmission Shafts And Cranks	0	183	0	876
746 Ball Or Roller Bearings	0	38	0	65
LAINNYA	0	0	0	0
<b>SUB TOTAL</b>	<b>0</b>	<b>221</b>	<b>0</b>	<b>941</b>

**I.6 IMPOR KOMODITI MENURUT NEGARA ASAL / IMPORT BY COUNTRY OF ORIGIN  
DAN LIMA GOLONGAN BARANG (SITC) UTAMA / AND FIVE MAJOR SITC COMMODITY GROUP  
\*\* JUNI / JUNE 2014 \*\***

Negara Asal/ SITC/ Uraian Golongan Barang <i>Country of Origin/ SITC/ group Description</i>	Berat Bersih / <i>Net Weight (Kg)</i>		Nilai CIF / <i>CIF Value (US\$)</i>	
	Bulan ini <i>Current month</i>	Kumulatif <i>Cum. Jan to date</i>	Bulan ini <i>Current month</i>	Kumulatif <i>Cum. Jan to date</i>
<b>ALBANIA</b>				
671 Pig Iron,spiegeleisen,sponge Iron, And Ferro-alloys	0	249 889	0	389 840
841 Men's Coats/jackets, Not Knitted	89	784	5 812	44 393
842 Women's Coats/ jacket, Not Knitted	23	84	6 567	21 987
851 Footwears	106	559	3 894	21 829
845 Articles Of Apparel	27	100	1 318	5 102
LAINNYA	0	18	0	803
SUB TOTAL	245	251 434	17 591	483 954
<b>ARMENIA</b>				
741 Heating And Cooling Equipments And Parts	0	15 797	0	195 158
784 Parts And Accessories Of The Motor Vehicles	68	138	2 983	4 807
841 Men's Coats/jackets, Not Knitted	6	33	623	3 067
772 Electrical Apparatus For Making And Breaking Electrical Circuits	18	24	743	878
747 Taps, Cocks, And Valves For Pipes	8	8	276	276
LAINNYA	3	13	47	246
SUB TOTAL	103	16 013	4 672	204 432
<b>AZERBAIJAN</b>				
333 Petroleum Oil, Crude	132 392 458	1 612 348 921	110 694 047	1 358 944 322
749 Non-electric Parts And Accessories Of Machineries	0	8	0	4 060
747 Taps, Cocks, And Valves For Pipes	0	1	0	2 700
772 Electrical Apparatus For Making And Breaking Electrical Circuits	0	2	0	116
LAINNYA	0	0	0	0
SUB TOTAL	132 392 458	1 612 348 932	110 694 047	1 358 951 198
<b>BELARUS</b>				
562 Fertilizers, Manufactured	92 845 000	234 856 700	25 434 837	66 347 888
625 Rubber Tyre,tyre Cases,tyre Treads,inner Tubes, And Tyre Flaps	151 342	352 754	237 305	1 045 493
891 Arms And Ammunitions	0	1 028	0	669 750
592 Starches, Inulin, And Wheat Glutenal Buminoidal Substances; Glues	0	15 000	0	177 131
611 Leathers	21 150	21 150	16 218	16 218
LAINNYA	112	1 759	2 999	24 954
SUB TOTAL	93 017 604	235 248 391	25 691 359	68 281 434
<b>KAZAKHSTAN</b>				
686 Zinc	848 232	4 748 372	1 914 866	10 702 043
671 Pig Iron,spiegeleisen,sponge Iron, And Ferro-alloys	0	260 000	0	738 993
122 Tobacco, Manufactured	0	5	0	51 660
874 Measuring, Checking, Analysing, And Controlling Instrument And Ap	0	99	0	24 302
695 Tools For Used In The Hand Or In Machines	154	154	14 947	14 947
LAINNYA	35	97	11 322	21 835
SUB TOTAL	848 421	5 008 727	1 941 135	11 553 780
<b>KYRGYZSTAN</b>				
726 Printing/book Binding Machinery And Parts	0	10 020	0	96 000
653 Fabrics, Woven, Of Man-made Fibres	8 126	30 747	67 166	89 907
591 Disinfectants, Insecticides, And Fungicides Put In Forms	0	14 000	0	35 000
531 Synthetic Organic; Colouring Matter	0	1 704	0	32 554
652 Cotton Fabrics, Woven	0	1 955	0	23 058
LAINNYA	2 797	51 161	13 497	98 244
SUB TOTAL	10 923	109 587	80 663	374 763
<b>MOLDOVA, REPUBLIC OF</b>				
041 Wheat And Meslin, Unmilled	1 481 600	10 834 713	442 462	3 134 824
842 Women's Coats/ jacket, Not Knitted	656	4 687	31 814	192 204
845 Articles Of Apparel	333	1 807	12 366	66 366
844 Women's Coats/ jackets, Knitted	65	1 596	2 170	51 226
831 Travel Goods	17	189	828	13 315
LAINNYA	1	3 883	10	16 349
SUB TOTAL	1 482 672	10 846 875	489 650	3 474 284

**I.6 IMPOR KOMODITI MENURUT NEGARA ASAL / IMPORT BY COUNTRY OF ORIGIN  
DAN LIMA GOLONGAN BARANG (SITC) UTAMA / AND FIVE MAJOR SITC COMMODITY GROUP  
\*\* JUNI / JUNE 2014 \*\***

Negara Asal/ SITC/ Uraian Golongan Barang <i>Country of Origin/ SITC/ group Description</i>	Berat Bersih / <i>Net Weight (Kg)</i>		Nilai CIF / <i>CF Value (US\$)</i>	
	Bulan ini <i>Current month</i>	Kumulatif <i>Cum. Jan to date</i>	Bulan ini <i>Current month</i>	Kumulatif <i>Cum. Jan to date</i>
<b>TAJIKISTAN</b>				
629 Articles Of Rubbers	0	145	0	4 974
759 Parts And Accessories For Machine Of Heading 751 Or 752	0	10	0	1 050
LAINNYA	0	0	0	0
SUB TOTAL	0	155	0	6 024
<b>TURKMENISTAN</b>				
841 Men's Coats/jackets, Not Knitted	232	1 533	8 497	49 868
842 Women's Coats/jacket, Not Knitted	0	59	0	2 100
LAINNYA	0	0	0	0
SUB TOTAL	232	1 592	8 497	51 968
<b>UKRAINE</b>				
672 Ingots And Other Iron/steel In Primary Forms	143 733	148 331 784	111 060	80 888 135
673 Flat Rolled Products, Not Glad	2 365 328	69 450 621	1 797 621	46 006 341
041 Wheat And Meslin, Unmilled	1 512 600	138 867 295	444 704	39 423 675
675 Flat Rolled Products And Alloy Steels	259 355	6 283 225	210 733	4 962 401
046 Meal And Flour Of Wheat And Flour Of Meslin	1 839 400	8 980 200	696 215	3 380 387
LAINNYA	661 033	24 372 316	571 633	15 460 363
SUB TOTAL	6 781 449	396 285 441	3 831 966	190 121 302
<b>UZBEKISTAN</b>				
713 Internal Combustion Piston Engines And Parts	105	277 973	7 206	3 591 695
251 Pulp And Waste Paper	0	500 000	0	930 000
263 Cotton	0	50 872	0	94 209
747 Taps, Cocks, And Valves For Pipes	0	84	0	2 284
874 Measuring, Checking, Analysing, And Controlling Instrument And A	0	3	0	77
LAINNYA	0	5	0	140
SUB TOTAL	105	828 937	7 206	4 618 405
<b>LITHUANIA</b>				
022 Milk,cream, And Milk Products Other Than Butter Or Cheese	350 000	1 350 000	509 057	1 948 535
562 Fertilizers, Manufactured	0	4 254 600	0	1 225 246
041 Wheat And Meslin, Unmilled	0	3 006 340	0	1 016 143
784 Parts And Accessories Of The Motor Vehicles	3 793	3 827	88 880	89 996
842 Women's Coats/jacket, Not Knitted	51	606	9 713	76 118
LAINNYA	5 839	210 935	91 880	367 665
SUB TOTAL	359 683	8 826 308	699 530	4 723 703
<b>LATVIA</b>				
282 Waste And Scrap Metal Of Iron/steel	0	501 520	0	216 907
046 Meal And Flour Of Wheat And Flour Of Meslin	0	400 000	0	154 400
784 Parts And Accessories Of The Motor Vehicles	738	3 138	15 826	87 126
515 Organo-inorganic And Heterocyclic Compounds	0	35	0	62 012
232 Synthetic Rubber Latex, Synthetic/reclaimed Rubber	0	21 600	0	60 480
LAINNYA	1 088	37 898	30 356	302 914
SUB TOTAL	1 826	964 191	46 182	883 839
<b>ESTONIA</b>				
764 Telecommunication Equipments And Parts	838	6 850	31 197	225 680
641 Papers And Paperboards	75 855	153 547	70 545	144 352
772 Electrical Apparatus For Making And Breaking Electrical Circuits	145	775	58 815	113 588
525 Radioactive And Associated Materials	0	20 000	0	110 400
874 Measuring, Checking, Analysing, And Controlling Instrument And A	119	687	4 239	86 681
LAINNYA	49 734	121 527	62 220	382 027
SUB TOTAL	126 691	303 386	227 016	1 062 728
<b>GEORGIA</b>				
792 Aircraft And Associated Equipments And Parts	7 488	9 801	2 902 560	3 874 493
685 Lead	0	167 970	0	334 116
679 Tubes, Pipes, Hollow Profile, Pipe Fitting Of Iron/steel	0	16 732	0	305 913



**I.6 IMPOR KOMODITI MENURUT NEGARA ASAL / IMPORT BY COUNTRY OF ORIGIN  
DAN LIMA GOLONGAN BARANG (SITC) UTAMA / AND FIVE MAJOR SITC COMMODITY GROUP  
\*\* JUNI / JUNE 2014 \*\***

Negara Asal/ SITC/ Uraian Golongan Barang <i>Country of Origin/ SITC/ group Description</i>	Berat Bersih / <i>Net Weight (Kg)</i>		Nilai CIF / <i>CIF Value (US\$)</i>	
	Bulan ini <i>Current month</i>	Kumulatif <i>Cum. Jan to date</i>	Bulan ini <i>Current month</i>	Kumulatif <i>Cum. Jan to date</i>
335 Residual Petroleum Products, And Related Materials	0	101 755	0	128 211
842 Women's Coats/ jacket, Not Knitted	651	2 922	23 301	94 931
LAINNYA	25	24 705	790	101 883
<b>SJB TOTAL</b>	<b>8 164</b>	<b>323 885</b>	<b>2 926 651</b>	<b>4 839 547</b>
<b>CROATIA</b>				
121 Tobacco, Unmanufactured And Refused	198 000	1 122 600	859 320	5 081 190
273 Stone, Sand And Gravel	0	995 280	0	639 864
663 Mineral Manufactures	0	234 790	0	387 362
737 Metalworking Machinery And Parts	11 519	67 112	55 896	365 663
653 Fabrics, Woven, Of Man-made Fibres	25	24 431	70	329 980
LAINNYA	25 984	560 644	191 079	1 820 980
<b>SJB TOTAL</b>	<b>235 528</b>	<b>3 004 857</b>	<b>1 106 365</b>	<b>8 625 039</b>
<b>BOSNIA AND HERZEGOVINA</b>				
851 Footwears	232	148 800	46 446	75 364
747 Taps, Cocks, And Valves For Pipes	127	243	14 287	23 582
743 Pumps, Compressors, Fans, Blowers, Centrifuges, And Parts	14	52	312	2 311
723 Civil Engineering And Contractor Plants And Equipments/ parts	0	75	0	1 757
784 Parts And Accessories Of The Motor Vehicles	9	18	514	939
LAINNYA	0	55	0	1 272
<b>SJB TOTAL</b>	<b>382</b>	<b>149 243</b>	<b>61 559</b>	<b>105 225</b>
<b>MALTA</b>				
542 Medicaments, Including Veterinary Medicaments	0	4 631	0	863 005
251 Pulp And Waste Paper	0	1 025 500	0	168 363
778 Electrical Machinery And Apparatus	243	1 290	35 237	131 818
579 Waste And Scrap Of Plastics	0	138 088	0	61 578
515 Organo-inorganic And Heterocyclic Compounds	0	104	0	48 872
LAINNYA	492	2 742	5 078	127 925
<b>SJB TOTAL</b>	<b>735</b>	<b>1 172 355</b>	<b>40 315</b>	<b>1 401 561</b>
<b>SLOVAKIA</b>				
514 Nitrogen-function Compounds	0	380 000	0	600 400
759 Parts And Accessories For Machine Of Heading 751 Or 752	496	2 623	114 210	424 867
781 Passenger Motor Cars	10 436	21 751	192 488	393 942
894 Baby Carriages, Toys, Games, And Sporting Goods	0	51 120	0	388 496
778 Electrical Machinery And Apparatus	2 164	12 120	39 571	307 249
LAINNYA	50 624	382 285	646 014	3 431 238
<b>SJB TOTAL</b>	<b>63 720</b>	<b>849 899</b>	<b>992 283</b>	<b>5 546 192</b>
<b>SLOVENIA</b>				
542 Medicaments, Including Veterinary Medicaments	64	2 461	76 606	1 084 587
737 Metalworking Machinery And Parts	67 620	156 660	224 325	510 653
541 Medicinal And Pharmaceutical Products	0	4 500	0	483 750
699 Manufactures Of Base Metals	3 521	28 779	64 178	425 841
893 Article Of Plastics	10 836	59 059	35 692	321 839
LAINNYA	50 542	580 945	752 342	3 473 534
<b>SJB TOTAL</b>	<b>132 583</b>	<b>832 404</b>	<b>1 153 143</b>	<b>6 300 204</b>
<b>CZECH REPUBLIC</b>				
251 Pulp And Waste Paper	6 904 061	41 536 228	6 120 088	37 024 462
743 Pumps, Compressors, Fans, Blowers, Centrifuges, And Parts	49 060	237 515	852 800	3 992 613
744 Mechanical Handling Equipments And Parts	14	193 142	689	3 805 008
514 Nitrogen-function Compounds	337 720	1 798 880	705 331	3 723 062
772 Electrical Apparatus For Making And Breaking Electrical Circuits	186 348	240 363	528 379	3 030 210
LAINNYA	1 027 285	5 153 575	8 691 880	28 579 580
<b>SJB TOTAL</b>	<b>8 504 488</b>	<b>49 159 703</b>	<b>16 899 167</b>	<b>80 154 935</b>

**I.6 IMPOR KOMODITI MENURUT NEGARA ASAL / IMPORT BY COUNTRY OF ORIGIN  
DAN LIMA GOLONGAN BARANG (SITC) UTAMA / AND FIVE MAJOR SITC COMMODITY GROUP  
\*\* JUNI / JUNE 2014 \*\***

Negara Asal/ SITC/ Uraian Golongan Barang <i>Country of Origin/ SITC/ group Description</i>	Berat Bersih / <i>Net Weight (Kg)</i>		Nilai CIF / <i>CF Value (US\$)</i>	
	Bulan ini <i>Current month</i>	Kumulatif <i>Cum. Jan to date</i>	Bulan ini <i>Current month</i>	Kumulatif <i>Cum. Jan to date</i>
<b>REP. OF MACEDONIA</b>				
121 Tobacco, Unmanufactured And Refused	150	30 810	815	194 347
842 Women's Coats/jacket, Not Knitted	138	692	15 801	75 953
845 Articles Of Apparel	16	105	3 048	9 671
844 Women's Coats/jackets, Knitted	2	199	123	7 055
841 Men's Coats/jackets, Not Knitted	0	35	0	1 973
LAINNYA	0	39	0	1 980
SUB TOTAL	306	31 880	19 787	290 979
<b>FAEROE ISLANDS</b>				
034 Fish, Fresh, Chilled Or Frozen	0	24 309	0	155 536
597 Additive For Mineral Oils	0	231	0	6 200
LAINNYA	0	0	0	0
SUB TOTAL	0	24 540	0	161 736
<b>RUSSIA FEDERATION</b>				
672 Ingots And Other Iron/steel In Primary Forms	131 236 541	767 217 373	72 218 229	402 941 463
562 Fertilizers, Manufactured	64 883 208	359 789 957	19 853 728	108 527 364
334 Petroleum Products, Refined	103 100	108 270 912	113 410	99 736 270
333 Petroleum Oil, Crude	0	81 113 671	0	66 334 293
278 Other Crude Minerals	9 369 000	46 717 125	5 161 786	27 342 370
LAINNYA	16 481 659	133 832 845	18 820 148	109 241 620
SUB TOTAL	222 073 508	1 496 941 883	116 167 301	814 123 380
<b>SERBIA</b>				
891 Arms And Ammunitions	0	54 084	0	5 568 127
098 Edible Products And Preparations	0	30 400	0	408 444
122 Tobacco, Manufactured	1 488	1 632	70 066	77 824
112 Alcoholic Beverages	0	3 324	0	16 111
121 Tobacco, Unmanufactured And Refused	0	2 560	0	15 612
LAINNYA	1 452	7 358	10 144	65 206
SUB TOTAL	2 940	99 358	80 210	6 151 324
<b>MONTENEGRO</b>				
845 Articles Of Apparel	0	20	0	700
842 Women's Coats/jacket, Not Knitted	0	9	0	328
743 Pumps, Compressors, Fans, Blowers, Centrifuges, And Parts	0	2	0	283
874 Measuring, Checking, Analysing, And Controlling Instrument And Ap	0	4	0	122
748 Transmission Shafts And Cranks	1	9	8	56
LAINNYA	0	1	0	7
SUB TOTAL	1	45	8	1 496

**I.7 IM POR KOM ODITI TERTENTU M ENURUT NEGARA ASAL UTAM A  
CERTAIN COM M ODITIES IM PORT BY M AIN COUNTRY OF ORIGIN**

\*\* JUNI / JUNE 2014 \*\*

Komoditi <i>Commodity</i>	Negara Asal <i>Country of Origin</i>	Berat Bersih / <i>Net Weight (Kg)</i>		Nilai CIF / <i>CIF Value (US\$)</i>	
		Bulan ini <i>Current month</i>	Kumulatif <i>Cum. Jan to date</i>	Bulan ini <i>Current month</i>	Kumulatif <i>Cum. Jan to date</i>
<b>Beras</b>					
	THAILAND	26 971 000	90 763 600	13 809 551	42 613 679
	INDIA	13 497 460	61 546 040	4 915 589	22 346 576
	PAKISTAN	500 000	8 950 000	183 800	3 339 550
	VIET NAM	3 260 000	6 206 000	1 629 330	3 277 166
	M YANMAR	5 310 000	8 136 000	1 774 530	2 686 152
	Lainnya	650	675856	650	1943619
	Subtotal	49 539 110	176 277 496	22 313 450	76 206 742
<b>Jagung</b>					
	INDIA	200 045 170	856 859 282	52 002 344	215 501 238
	BRAZIL	42 391 785	362 621 889	11 388 574	89 265 896
	ARGENTINA	65 540 333	140 248 510	17 538 255	37 951 915
	UNITED STATES	31 724 608	73 137 636	8 919 577	20 065 551
	THAILAND	201 946	9 823 092	535 589	4 824 546
	Lainnya	50715	11313290	19246	2751907
	Subtotal	339 954 557	1 454 003 699	90 403 585	370 361 053
<b>Kedelai</b>					
	UNITED STATES	246 083 935	1 258 135 784	152 202 019	754 470 602
	CANADA	9 298 783	15 057 233	5 549 349	8 854 198
	MALAYSIA	982 248	6 532 416	729 734	4 622 983
	UKRAINE	0	4 285 567	0	2 279 695
	URUGUAY	1 623 240	2 994 195	988 064	1 808 009
	Lainnya	2595600	5413960	1587936	3299747
	Subtotal	260 583 806	1 292 419 155	161 057 102	775 335 234
<b>Biji Gandum dan Meslin</b>					
	AUSTRALIA	367 578 605	2 117 406 491	117 020 373	678 429 857
	CANADA	139 929 648	628 902 193	47 236 365	218 302 326
	UNITED STATES	79 475 848	564 276 159	27 614 925	194 776 959
	INDIA	63 619 804	209 938 821	20 299 115	65 237 563
	UKRAINE	1 512 600	138 867 295	444 704	39 423 675
	Lainnya	1970831	78131274	574799	24960010
	Subtotal	654 087 336	3 737 522 233	213 190 281	1 221 130 390
<b>Tepung Terigu</b>					
	TURKEY	6 775 500	43 307 300	2 259 386	14 347 940
	SRI LANKA	7 387 000	24 405 000	3 154 934	10 509 170
	INDIA	5 004 601	14 370 026	1 835 109	5 318 553
	UKRAINE	1 839 400	8 980 200	696 215	3 380 387
	MALAYSIA	823 999	6 864 098	396 823	3 348 686
	Lainnya	986000	7068574	472332	3267853
	Subtotal	22 816 500	104 995 198	8 814 799	40 172 589
<b>Gula Pasir</b>					
	THAILAND	0	10 375 000	0	5 273 175
	SINGAPORE	143	463	1 551	3 958
	AUSTRALIA	0	63	0	209
	UNITED ARAB EM IRATES	6	19	8	29
	Lainnya	0	0	0	0
	Subtotal	149	10 375 545	1 559	5 277 371

**I.7 IM POR KOM ODITI TERTENTU M ENURUT NEGARA ASAL UTAMA  
CERTAIN COM MODITIES IM PORT BY MAIN COUNTRY OF ORIGIN**

\*\* JUNI / JUNE 2014\*\*

Komoditi <i>Commodity</i>	Negara Asal <i>Country of Origin</i>	Berat Bersih / <i>Net Weight (Kg)</i>		Nilai CIF / <i>CIF Value (US\$)</i>	
		Bulan ini <i>Current month</i>	Kumulatif <i>Cum. Jan to date</i>	Bulan ini <i>Current month</i>	Kumulatif <i>Cum. Jan to date</i>
<b>Gula Tebu</b>					
	THAILAND	219 732 898	1 004 057 898	95 070 890	449 764 306
	AUSTRALIA	203 499 000	419 076 000	89 629 716	187 680 503
	BRAZIL	0	278 832 277	0	132 175 675
	SOUTH AFRICA	0	82 560 000	0	36 117 068
	KOREA, REPUBLIC OF	0	4 995	0	6 584
	Lainnya	0	0	0	0
	Subtotal	423 231 898	1 784 531 170	184 700 606	805 744 136
<b>Daging Jenis Lembu</b>					
	AUSTRALIA	7 659 687	37 139 516	32 467 479	156 637 405
	NEW ZEALAND	3 076 645	14 443 690	13 591 226	62 945 405
	UNITED STATES	477 164	4 129 825	2 303 722	16 735 402
	SINGAPORE	0	47 010	0	174 635
	Lainnya	0	0	0	0
	Subtotal	11 213 496	55 760 041	48 362 427	236 492 847
<b>Jenis Lembu</b>					
	AUSTRALIA	19 024 053	114 907 807	52 225 329	320 057 518
	UNITED KINGDOM	800	800	27 011	27 011
	Lainnya	0	0	0	0
	Subtotal	19 024 853	114 908 607	52 252 340	320 084 529
<b>Daging Ayam</b>					
	BELGIUM	0	100	0	1 684
	Lainnya	0	0	0	0
	Subtotal	0	100	0	1 684
<b>Garam</b>					
	AUSTRALIA	153 102 000	918 679 004	6 904 595	42 161 232
	INDIA	0	235 596 169	0	9 838 417
	NEW ZEALAND	96 000	1 080 000	39 936	422 592
	CHINA	2 812 000	5 151 001	212 902	404 077
	GERMANY, FED. REP. OF	28 500	160 825	39 159	227 624
	Lainnya	151655	859728	89893	273313
	Subtotal	156 190 155	1 161 526 727	7 286 485	53 327 255
<b>Mentega</b>					
	NEW ZEALAND	1 497 392	8 405 709	7 767 934	41 025 897
	BELGIUM	389 761	1 628 907	2 445 438	10 256 287
	FRANCE	115 270	431 285	815 104	3 096 266
	UNITED STATES	0	341 740	0	1 854 046
	AUSTRALIA	75 250	377 225	349 258	1 790 072
	Lainnya	91609	847105	149767	1859633
	Subtotal	2 169 282	12 031 971	11 527 501	59 882 201
<b>Minyak Goreng</b>					
	MALAYSIA	1 726 389	10 732 271	2 156 704	12 275 372
	SINGAPORE	142 836	639 001	185 650	899 158
	THAILAND	115 600	644 100	156 428	884 953
	AUSTRALIA	62 820	630 698	83 237	816 194
	UNITED STATES	35 816	181 640	54 744	372 277
	Lainnya	11826	201028	26074	290896

**I.7 IM POR KOM ODITI TERTENTU M ENURUT NEGARA ASAL UTAM A  
CERTAIN COM M ODITIES IM PORT BY M AIN COUNTRY OF ORIGIN**

\*\* JUNI / JUNE 2014 \*\*

Komoditi <i>Commodity</i>	Negara Asal <i>Country of Origin</i>	Berat Bersih / <i>Net Weight (Kg)</i>		Nilai CIF / <i>CIF Value (US\$)</i>	
		Bulan ini <i>Current month</i>	Kumulatif <i>Cum. Jan to date</i>	Bulan ini <i>Current month</i>	Kumulatif <i>Cum. Jan to date</i>
	Subtotal	2 095 287	13 028 738	2 662 837	15 538 850
<b>Susu</b>					
	NEW ZEALAND	7 197 735	30 795 762	35 195 632	154 087 555
	UNITED STATES	4 676 075	24 923 918	21 480 053	111 664 870
	AUSTRALIA	2 372 922	16 936 144	11 893 523	83 357 105
	FRANCE	1 293 326	11 178 491	5 724 232	47 433 619
	BELGIUM	950 000	8 525 000	4 377 250	38 210 875
	Lainnya	4107924	17141089	17324464	74731437
	Subtotal	20 597 982	109 500 404	95 995 154	509 485 461
<b>Bawang Merah</b>					
	THAILAND	0	20 512 146	0	9 716 059
	INDIA	5 249 200	26 430 978	1 003 128	7 438 657
	VIET NAM	28 000	10 840 900	14 700	5 211 019
	PHILIPPINES	724 160	724 160	356 104	356 104
	Lainnya	0	0	0	0
	Subtotal	6 001 360	58 508 184	1 373 932	22 721 839
<b>Bawang Putih</b>					
	CHINA	52 245 358	222 744 127	37 573 879	160 911 191
	TAIWAN	1 461 700	1 596 700	589 618	640 497
	VIET NAM	0	290 000	0	203 000
	SINGAPORE	0	55 883	0	23 992
	Lainnya	0	0	0	0
	Subtotal	53 707 058	224 686 710	38 163 497	161 778 680
<b>Kelapa</b>					
	PHILIPPINES	5 216	85 185	19 822	318 788
	THAILAND	19 531	224 199	19 876	156 996
	MALAYSIA	0	1 814	0	5 534
	Lainnya	0	0	0	0
	Subtotal	24 747	311 198	39 698	481 318
<b>Kelapa Sawit</b>					
	PAPUA NEW GUINEA	880	880	126 000	126 000
	MALAYSIA	0	259	0	59 065
	Lainnya	0	0	0	0
	Subtotal	880	1 139	126 000	185 065
<b>Lada</b>					
	VIET NAM	1 023 600	2 071 890	7 897 567	15 430 793
	MALAYSIA	0	105 920	0	861 219
	BRAZIL	0	71 218	0	477 112
	NETHERLANDS	1 000	5 600	9 590	69 400
	UNITED STATES	2 916	7 381	8 779	45 124
	Lainnya	1180	5003	11269	65198
	Subtotal	1 028 696	2 267 012	7 927 205	16 948 846
<b>Kentang</b>					
	AUSTRALIA	533 506	8 874 123	314 708	5 821 248
	CANADA	0	5 992 000	0	3 627 000
	EGYPT	4 587 500	6 342 500	2 527 175	3 496 475
	UNITED KINGDOM	0	1 200 000	0	1 138 594

I.7 IM POR KOM ODITI TERTENTU M ENURUT NEGARA ASAL UTAMA  
 CERTAIN COM MODITIES IM PORT BY MAIN COUNTRY OF ORIGIN

\*\* JUNI / JUNE 2014 \*\*

Komoditi Commodity	Negara Asal Country of Origin	Berat Bersih / Net Weight (Kg)		Nilai CIF / CIF Value (US\$)	
		Bulan ini Current month	Kumulatif Cum. Jan to date	Bulan ini Current month	Kumulatif Cum. Jan to date
	BANGLADESH	546 000	806 000	153 164	221 104
	Lainnya	337600	573237	160404	264318
	Subtotal	6 004 606	23 787 860	3 155 451	14 568 739
<b>Teh</b>					
	VIET NAM	499 182	2 987 475	596 221	3 417 063
	KENYA	117 020	1 052 972	250 513	2 563 595
	INDIA	113 053	956 427	154 032	1 692 495
	IRAN (ISLAM IC REPUBLIC OF)	179 002	2 201 169	118 554	1 670 716
	SRI LANKA	54 136	170 837	209 771	1 165 074
	Lainnya	80234	932431	570358	2582944
	Subtotal	1 042 627	8 301 311	1 899 449	13 091 887
<b>Kopi</b>					
	VIET NAM	3 786 371	13 815 438	8 145 303	28 645 817
	BRAZIL	193 050	580 416	806 415	1 797 023
	INDONESIA	0	580 352	0	1 032 641
	UNITED STATES	9 613	155 098	88 282	985 291
	ITALY	3 938	52 987	27 809	944 469
	Lainnya	184480	462537	847276	2004381
	Subtotal	4 177 452	15 646 828	9 915 085	35 409 622
<b>Kakao</b>					
	COTE D'IVOIRE	4 738 417	15 568 081	14 308 995	45 910 149
	GHANA	1 587 782	6 016 097	5 166 335	17 661 082
	ECUADOR	350 382	5 679 491	1 107 382	16 600 277
	PAPUA NEW GUINEA	1 101 538	4 616 610	3 446 982	13 463 352
	MALAYSIA	754 364	3 577 701	2 656 875	8 945 139
	Lainnya	42000	3721379	201782	8180409
	Subtotal	8 574 483	39 179 359	26 888 351	110 760 408
<b>Cabe (segar dingin)</b>					
	VIET NAM	0	14 707	0	24 936
	Lainnya	0	0	0	0
	Subtotal	0	14 707	0	24 936
<b>Cabe (kering-tumbuk)</b>					
	INDIA	671 980	10 411 972	827 208	12 167 371
	CHINA	308 266	1 879 280	397 428	2 299 221
	THAILAND	1 405	19 860	16 712	226 407
	KOREA, REPUBLIC OF	0	69 826	0	98 341
	MALAWI	0	67 975	0	86 259
	Lainnya	29261	169077	56219	347465
	Subtotal	1 010 912	12 617 990	1 297 567	15 225 064
<b>Cabe (awet sementara)</b>					
	THAILAND	429 760	1 860 448	477 883	1 836 339
	CHINA	52 227	655 682	62 672	788 228
	MALAYSIA	54 560	353 760	95 942	641 542
	Lainnya	0	0	0	0
	Subtotal	536 547	2 869 890	636 497	3 266 109
<b>Tembakau</b>					
	CHINA	4 650 078	23 952 815	23 701 550	126 654 678
	TURKEY	1 476 687	3 270 099	11 679 113	24 929 223

**I.7 IM POR KOM ODITI TERTENTU M ENURUT NEGARA ASAL UTAM A  
CERTAIN COM M ODITIES IM PORT BY M AIN COUNTRY OF ORIGIN**

**\*\* JUNI / JUNE 2014 \*\***

Komoditi <i>Commodity</i>	Negara Asal <i>Country of Origin</i>	Berat Bersih / <i>Net Weight (Kg)</i>		Nilai CIF / <i>CIF Value (US\$)</i>	
		Bulan ini <i>Current month</i>	Kumulatif <i>Cum. Jan to date</i>	Bulan ini <i>Current month</i>	Kumulatif <i>Cum. Jan to date</i>
	BRAZIL	425 777	4 473 471	3 588 564	23 823 084
	UNITED STATES	875 774	2 457 097	7 469 645	18 453 433
	INDIA	431 517	3 292 072	1 469 997	13 217 513
	Lainnya	1665942	13439136	10542201	81960058
	Subtotal	9 525 775	50 884 690	58 451 070	289 037 989

<http://www.bps.go.id>

**K1. IM POR KAWASAN BERIKAT / BOUND ZONE IMPORT**  
**MENURUT GOLONGAN BARANG 2 DIJT HS / BY COMMODITY 2 DIGITS HS**  
**\*\* JUNI / JUNE 2014 \*\***

HS Uraian Golongan Barang	Berat Bersih / Net Weight (Kg)		Nilai CIF / CIF Value (US\$)	
	Bulan ini Current month	Kumulatif Cum. Jan to date	Bulan ini Current month	Kumulatif Cum. Jan to date
02 Meat and edible meat offal		78	1 990	14 129
03 Fish and crustaceans	1 755 829	10 384 477	6 489 064	43 334 297
04 Dairy products, bird's eggs, natural honey	730 993	3 279 129	3 614 512	16 800 399
05 Products of animal origin	126 498	655 064	8 003 450	41 041 516
06 Live trees and other plants	9	5 797	20	110 641
07 Edible vegetables and certain roots and tubers	94	379	569	2 121
08 Edible fruits and nuts	7 672	24 229	38 482	88 808
09 Coffee, tea, mate, and spices	365 103	3 312 985	1 325 791	8 110 572
10 Cereals	21 060 106	258 681 096	6 105 227	78 473 727
11 Products of the milling industry; malt, starches	11 881 952	12 578 888	5 301 477	5 682 531
12 Oil seeds and oleaginous fruits; grains, seed, and fruits	236 281	710 153	589 334	1 852 302
13 Lac; gums; resins and other vegetable saps and extracts	229	36 776	1 766	278 454
14 Vegetable plaiting materials; vegetable products	0	1 859	0	9 058
15 Animal or vegetable oils/ fats and their cleavage products	680 127	3 361 579	1 127 172	5 165 064
16 Preparations of meat/ fish/ crustaceans/ molluscs or other aquatic inverte	103 196	698 290	437 011	3 603 007
17 Sugar and sugar confectionery	328 958 143	1 362 810 686	143 421 825	612 904 475
18 Cocoa and cocoa preparations	2 911	27 839	73 396	630 853
19 Preparations of cereals, flour, starch or milk; pastrycooks' products	62 886	442 400	296 556	1 376 854
20 Preparations of vegetables, fruits, nuts or other part of plants	5 588	128 197	17 968	351 136
21 Miscellaneous edible preparations	2 243	163 271	44 848	763 496
22 Beverages, spirit, and vinegar	260 193	703 335	2 239 042	3 960 382
23 Residues and waste from the food industries	40 040	69 921	88 681	156 271
24 Tobacco and manufactured tobacco substitutes	158 349	4 953 644	2 762 478	45 334 564
25 Salts; sulphur; earths and stone; plastering materials, lime and cement	12 094 598	62 948 234	4 850 348	24 618 533
26 Ores, slag, and ash	41 764	1 259 068	63 059	2 211 912
27 Mineral fuels, mineral oils and products of their distillation	9 581 159	63 140 370	12 371 336	78 362 942
28 Inorganic chemicals	16 784 941	85 162 784	21 211 788	111 153 823
29 Organic chemicals	17 988 252	289 853 724	26 946 080	188 298 952
30 Pharmaceutical products	3 446	21 200	17 976	196 965
31 Fertilizers	1 185 215	3 254 656	656 679	1 817 767
32 Tanning or dyeing extracts	3 897 286	35 532 251	19 749 977	93 920 709
33 Essential oils and resinoids; perfumery, cosmetic or toilet preparatio	60 673	418 465	2 290 728	10 319 467
34 Soap, organic surface-active agents, washing, and lubricating prepara	1 417 513	8 234 432	4 691 588	27 688 545
35 Albuminoidal substances; modified starches; glues; enzymes	817 458	5 298 584	3 223 628	20 774 570
36 Explosives; pyrotechnic products; matches; certain combustible prepara	52 574	117 695	1 470 273	3 602 647
37 Photographic and cinematographic goods	138 784	695 345	490 292	2 754 465
38 Miscellaneous chemical products	3 614 334	22 477 252	13 374 263	103 042 182
39 Plastics and articles thereof	47 089 925	317 284 521	117 609 706	737 619 585
40 Rubber and articles thereof	12 165 576	67 827 785	31 595 240	183 382 799
41 Raw hides, skins, and leather	2 681 324	15 319 355	32 945 364	179 362 399
42 Articles of leather; saddlery and harness; travel goods and similar co	19 399	235 388	683 282	5 362 166
43 Furskins and artificial fur; manufactures thereof	6 350	24 701	1 215 948	4 170 381
44 Wood and articles of wood; wood charcoal	10 996 481	59 892 349	7 792 870	47 273 045
45 Cork and articles of cork	7 829	60 695	69 858	532 075
46 Manufactured of straw or other plaiting materials; basketware and wick	46 292	135 931	41 041	119 274
47 Pulp of wood or of other fibrous cellulosic material; recovered paper/	33 340 963	160 800 105	29 377 947	142 644 093
48 Paper and paperboard; articles of paper pulp or of paper/paperboard	9 330 884	66 369 986	23 804 128	160 254 575
49 Printed books, newspapers, pictures, and other products of printing in	71 568	409 968	1 962 893	11 603 726
50 Silk	1 100	6 334	69 123	271 197
51 Wool, fine or coarse animal hair; horse hair yarn, woven fabrics of pa	434 650	2 402 360	10 130 844	53 104 183
52 Cotton	16 224 539	98 489 746	89 938 512	580 528 650
53 Other vegetable textile fibres; paper yarns and woven fabrics of paper	123 916	936 202	187 630	2 913 370
54 Man-made filaments	8 814 413	46 331 175	72 496 631	426 942 451
55 Man-made staple fibres	16 776 540	99 109 852	65 854 898	374 500 530
56 Wadding, felt, and non-wovens	1 606 475	11 830 702	14 072 277	94 456 362
57 Carpets and other textile floor coverings	58 739	312 483	420 635	2 404 991
58 Special woven fabrics; tufted textile fabrics; lace; tapestries; embro	1 179 102	8 098 668	22 946 199	133 698 421
59 Impregnated, coated, covered or laminated textile fabrics	2 723 519	17 471 353	25 595 995	158 438 467
60 Knitted or crocheted fabrics	10 452 596	65 814 745	93 580 701	607 820 826
61 Articles of apparel and clothing accessories, knitted or crocheted	257 912	1 174 765	2 844 100	14 884 289
62 Articles of apparel and clothing accessories, not knitted or crocheted	296 351	1 687 527	4 445 485	29 680 030
63 Other made up textile articles; sets; worn clothing and worn textile a	50 877	579 111	734 795	5 848 630
64 Footwear, gaiters and the like; parts of such articles	951 556	5 662 226	11 956 461	70 119 148
65 Headgear and parts thereof	15 466	87 644	254 580	1 336 739
66 Umbrellas, walking sticks, seat-sticks, whips, riding crops and parts	40	122	1 254	2 796
67 Prepared feathers and articles; artificial flowers; articles of human	4 596	47 146	1 148 678	6 193 727
68 Articles of stone, plaster, cement, asbestos, mica or similar material	238 491	3 039 719	1 942 675	12 568 426
69 Ceramic products	1 096 239	4 303 470	769 908	5 284 582
70 Glass and glassware	4 901 768	28 292 166	6 228 857	34 659 330
71 Natural and cultured pearls, precious/ semi precious stones, and precio	35 534	152 882	3 185 236	21 104 399



**K1. IMPOR KAWASAN BERIKAT / BOUND ZONE IMPORT**  
**MENURUT GOLONGAN BARANG 2 DIJIT HS / BY COMMODITY 2 DIGITS HS**  
**\*\* JUNI / JUNE 2014 \*\***

HS Uraian Golongan Barang	Berat Bersih / Net Weight (Kg)		Nilai CIF / CIF Value (US\$)	
	Bulan ini Current month	Kumulatif Cum. Jan to date	Bulan ini Current month	Kumulatif Cum. Jan to date
72 Iron and steel	175 812 633	663 637 923	101 088 472	447 306 764
73 Articles of iron and steel	20 809 345	68 673 384	44 458 777	192 753 879
74 Copper and articles thereof	9 390 966	53 054 282	65 369 894	391 511 342
75 Nickel and articles thereof	11 586	77 797	401 295	1 970 050
76 Aluminium and articles thereof	3 637 601	31 328 434	13 738 456	102 939 781
78 Lead and articles thereof	675 970	3 342 488	1 670 113	8 750 935
79 Zinc and articles thereof	645 583	3 516 328	1 759 656	8 654 890
80 Tin and articles thereof	26 898	466 983	720 829	4 898 627
81 Other base metal; cermets; and articles thereof	218 063	704 037	9 499 545	42 062 675
82 Tools, implements, cutlery, spoon and forks, of base metal and parts t	157 463	803 106	2 728 313	16 658 744
83 Miscellaneous articles of base metal	1 257 786	8 509 366	8 753 446	56 712 998
84 Nuclear reactors, boilers, machinery and mechanical appliances; parts	15 801 693	107 957 565	213 335 278	1 149 299 031
85 Electrical machinery and equipments; sound recorders/ reproducers, visu	13 061 955	69 859 923	341 292 217	1 973 094 622
86 Railway and tramway locomotive, mechanical traffic, and all kinds	13 749	23 539	115 767	318 107
87 Vehicles other than railway/ tramway, and parts and accessories thereof	9 073 448	42 440 057	59 491 545	262 092 456
88 Aircraft and its components	15 233	151 027	7 831 483	51 885 360
89 Ships, boat, and floating structures	4 253	423 136	33 705	775 082
90 Optical, photographic, cinematographic, measuring, checking, medical i	472 623	2 970 786	11 739 642	86 237 903
91 Clocks and watches and parts thereof	3 785	99 303	121 667	1 607 034
92 Musical instruments; parts and accessories of such articles	733 021	5 413 295	11 369 447	63 188 335
93 Arms and ammunition; parts and accessories thereof	768	1 544	15 515	31 197
94 Furnitures, bedding, mattress supports, cushions and stuffed furnishin	144 616	1 783 442	2 044 860	12 828 210
95 Toys, games and sports requisites; parts and accessories thereof	20 057	218 527	792 085	3 622 832
96 Miscellaneous manufactured articles	885 107	4 926 863	14 565 803	83 394 127
97 Works of arts, collectors' piece and antiques	89	6 897	2 192	105 808
98 Vehicles and their components	106 352	1 312 820	3 274 984	33 234 834

**K2. IM POR KAWASAN BERIKAT / BOUND ZONE IM PORT**  
**M ENURUT GOLONGAN BARANG SITC/ BY SITC COM M ODITY GROUP**  
**\*\* JUNI / JUNE 2014 \*\***

SITC Uraian Golongan Barang <i>Group Description</i>	Berat Bersih / <i>Net Weight (Kg)</i>		Nilai CIF / <i>CIF Value (US\$)</i>	
	Bulan ini <i>Current month</i>	Kumulatif <i>Cum. Jan to date</i>	Bulan ini <i>Current month</i>	Kumulatif <i>Cum. Jan to date</i>
<b>A. By Commodity 1 Dijit SITC</b>				
0 Food and Live Animals	353 168 887	1 640 268 325	161 996 946	766 909 508
1 Beverages and Tobacco	418 538	5 647 591	5 001 408	49 261 934
2 Crude Materials, Inedible	184 526 492	820 773 928	160 792 794	813 839 760
3 Mineral Fuels, Lubricants, etc.	9 581 120	63 140 179	12 370 353	78 360 122
4 Animal & Vegetable Oils/Fats	680 066	3 352 641	1 126 408	5 085 493
5 Chemicals	100 925 778	755 751 106	194 403 707	1 163 982 577
6 Manufactured Goods	173 763 593	833 965 741	627 272 011	3 696 107 356
7 Machinery and Transportation Equipments	38 194 610	223 181 687	624 673 280	3 463 633 364
8 Miscellaneous Manufactured Articles	7 838 931	51 256 728	96 679 440	599 559 577
9 Special Commodities and Transaction	155	866	1 191 064	7 089 730
<b>B. By Commodity 2 Dijit SITC</b>				
01 Meat and meat preparations	3 267	31 682	33 492	144 935
02 Dairy product and eggs	730 993	3 280 989	3 614 512	16 817 732
03 Fish, crustaceans,molluscs and their preparations	1 855 836	11 051 789	6 894 573	46 806 498
04 Cereals and cereal preparations	21 176 087	259 172 424	6 393 399	79 617 419
05 Fruits and vegetables	13 354	67 128	57 019	361 476
06 Sugar, sugar preparations, and honey	328 958 143	1 362 810 686	143 421 825	612 904 475
07 Coffee, tea, cocoa, and spices	368 634	3 342 658	1 402 114	8 746 012
08 Feeding stuff for animals	40 040	69 921	88 681	156 271
09 Miscellaneous food preparations	22 533	441 048	91 331	1 354 690
11 Beverages	260 189	693 947	2 238 930	3 927 370
12 Tobacco and tobacco manufactured	158 349	4 953 644	2 762 478	45 334 564
21 Hides, skins and furskins	0	1 011	0	364 963
23 Crude rubber	10 870 703	61 025 057	22 082 900	131 075 145
24 Wood, lumber, and cork	4 018 555	22 588 955	3 244 638	17 512 350
25 Pulp and waste paper	33 340 963	160 800 105	29 377 947	142 644 093
26 Textile fibres and their waste	22 255 035	131 008 342	52 035 807	301 750 298
27 Crude fertilizers and crude minerals	10 592 258	55 005 864	4 735 127	23 980 602
28 Metalliferous ores and metal scraps	103 085 961	388 934 948	40 721 805	153 220 368
29 Crude animals and vegetable materials, nes	363 017	1 409 646	8 594 570	43 291 941
32 Coal, coke, and briquettes	0	78 060	0	38 249
33 Petroleum and petroleum products	9 516 010	62 809 279	12 223 868	77 718 788
34 Gas; natural and manufactured	65 110	252 840	146 485	603 085
41 Animal oils and fats	1	1	2	2
42 Fixed vegetable oils/fats	679 079	3 270 291	1 118 839	4 845 345
43 Animal vegetable oils/fats	986	82 349	7 567	240 146
51 Organic chemicals	17 980 074	290 004 639	25 411 510	183 273 969
52 Inorganic chemicals	16 595 546	84 395 633	21 067 452	110 528 266
53 Dyeing,tanning, and colouring materials	4 059 617	36 125 399	20 100 884	94 509 715
54 Medical and pharmaceutical products	65 672	287 983	1 673 357	6 560 049
55 Essential oils and perfumery materials	769 953	3 979 524	4 429 300	22 288 920
56 Manufactured fertilizers	885 215	2 674 821	567 735	1 605 113
57 Plastics in primary forms	40 590 294	268 131 749	70 755 781	478 032 372
58 Plastics in non-primary forms	3 369 983	27 437 173	25 410 509	124 368 808
59 Chemical materials and its products, nes	16 609 424	42 714 185	24 987 179	142 815 365
61 Leather, leather med, nes	2 688 818	15 391 670	33 183 701	181 453 093
62 Rubber manufactured, nes	1 235 987	6 517 314	9 178 663	50 786 732
63 Wood and cork manufactured	6 985 755	37 364 089	4 618 090	30 292 770
64 Paper, paperboard, and manufactured thereof	8 913 945	63 549 692	16 270 461	109 149 890
65 Textile yarns, fabrics, and their products	36 218 304	220 510 394	344 056 115	2 139 522 402
66 Non metallic minerals manufactured	8 145 326	44 934 191	9 188 704	55 153 743
67 Iron and steel	91 226 011	328 362 330	88 604 308	400 870 750
68 Non ferrous metals	14 009 613	88 465 665	90 815 185	543 463 171
69 Manufactured of metal, nes	4 339 834	28 870 396	31 356 784	185 414 805
71 Power generating machine and equipments	2 567 413	12 278 863	20 070 409	118 769 847
72 Machinery specialized for particular industry	5 632 034	38 447 461	98 799 567	535 808 958
73 Metalworking machinery	694 734	5 564 110	12 460 269	69 432 354
74 General industrial machinery and equipments	7 793 486	56 516 059	78 155 278	392 422 320
75 Office machinery and automatic data processing	483 235	2 271 931	16 500 791	91 365 349
76 Telecommunication and reproducers apparatus	4 464 041	22 428 437	118 567 079	626 624 967
77 Electrical machinery and apparatus	7 383 141	41 458 105	210 960 241	1 285 078 813
78 Road vehicles	9 157 036	43 634 736	61 276 140	291 257 477

**K2. IM POR KAWASAN BERIKAT / BOUND ZONE IMPORT**  
**MENURUT GOLONGAN BARANG SITC / BY SITC COMMODITY GROUP**  
**\*\* JUNI / JUNE 2014 \*\***

SITC Uraian Golongan Barang <i>Group Description</i>	Berat Bersih / <i>Net Weight (Kg)</i>		Nilai CIF / <i>CF Value (US\$)</i>	
	Bulan ini <i>Current month</i>	Kumulatif <i>Cum. Jan to date</i>	Bulan ini <i>Current month</i>	Kumulatif <i>Cum. Jan to date</i>
79 Other transportation equipments	19 490	581 985	7 883 506	52 873 279
81 Sanitary, plumbing, and fittings	162 024	1 693 689	1 820 870	9 691 248
82 Furniture	33 780	386 375	311 448	3 777 670
83 Traveling goods	11 580	129 592	275 867	2 524 249
84 Clothing	836 131	4 971 090	11 634 714	69 597 649
85 Footwear	951 556	5 662 226	11 956 461	70 119 148
87 Professional, scientific, and contractor instruments	357 726	2 137 490	7 184 067	55 065 555
88 Photographic apparatus, equipments and optics	257 384	1 626 082	5 160 747	35 229 813
89 Miscellaneous manufactured articles	5 228 750	34 650 184	58 335 266	353 554 245
97 Gold; non monetary	155	866	1 191 064	7 089 730
<b>C. By Commodity 3 Dijit SITC</b>				
012 Other Meat, Other Edible Meat Offal, Fresh, Chilled Or Frozen	0	107	0	1 893
016 Meat And Edible Meat Offal, Salted, Dried, Edible Flour Of Mea	78	597	1 990	12 236
017 Meat And Edible Meat Offal, Prepared Or Preserved	3 189	30 978	31 502	130 806
022 Milk,cream, And Milk Products Other Than Butter Or Cheese	730 557	3 277 054	3 606 163	16 762 621
024 Cheese And Curds	436	2 075	8 349	37 778
025 Eggs, Birds, And Egg Yolks; Fresh, Dried Or Otherwise Preserv	0	1 860	0	17 333
034 Fish, Fresh, Chilled Or Frozen	1 304 468	7 416 039	3 288 476	19 909 943
035 Fish, Dried Salted Or In Brine; Smoked Fish	442	442	13 423	13 423
036 Crustaceans, Molluscs, And Aquatic Invertebrates	450 919	2 967 996	3 187 165	23 410 931
037 Fish, Crustaceans, Molluscs, And Other Aquatic Invertebrates; I	100 007	667 312	405 509	3 472 201
041 Wheat And Meslin, Unmilled	21 060 085	258 681 075	6 105 169	78 473 669
044 Maize, Unmilled	21	21	58	58
047 Other Cereal Meals And Flours	73 940	224 540	40 150	169 558
048 Cereal Preparations And Preparations Of Flours/starchs Of Frui	42 041	266 788	248 022	974 134
054 Vegetables, Fresh, Chilled, Frozen Or Simply Preserved	94	382	569	2 151
056 Vegetables, Roots And Tubers, Prepared Or Preserved Nes	0	97	0	139
057 Fruit And Nut; Fresh Or Dried	376	16 933	4 602	54 928
058 Fruits, Preserved And Preparations	7 886	28 630	44 979	269 251
059 Fruit And Vegetable Juices	4 998	21 086	6 869	35 007
061 Sugar, Molasses, And Honey	328 958 080	1 362 810 149	143 420 361	612 893 745
062 Sugar Confectionery	63	537	1 464	10 730
071 Coffee And Coffee Substitutes	659	2 535	3 852	17 069
072 Cocoa	0	1 704	0	15 103
073 Chocolate And Other Food Preparations Containing Cocoa	2 911	26 135	73 396	615 750
074 Tea And Mate	232 362	2 701 656	259 215	3 330 301
075 Spices	132 702	610 628	1 065 651	4 767 789
081 Feeding Stuff For Animals	40 040	69 921	88 681	156 271
091 Margarine And Shortening	61	8 938	764	79 571
098 Edible Products And Preparations	22 472	432 110	90 567	1 275 119
111 Non-alcoholic Beverages, Nes	13 162	88 896	10 477	79 182
112 Alcoholic Beverages	247 027	605 051	2 228 453	3 848 188
121 Tobacco, Unmanufactured And Refused	61 473	4 552 335	909 171	37 524 726
122 Tobacco, Manufactured	96 876	401 309	1 853 307	7 809 838
211 Hides And Skins, Raw	0	349	0	20 737
212 Furskins, Raw	0	662	0	344 226
231 Natural Rubber Latex;natural Rubber And Similar Natural Gum:	1 136 812	9 778 561	2 145 792	19 858 828
232 Synthetic Rubber Latex, Synthetic/reclaimed Rubber	9 733 891	51 246 496	19 937 108	111 216 317
244 Cork,natural,raw And Waste	15	5 407	376	49 984
245 Fuel Wood And Wood Charcoal	1 000	4 007	948	3 555
246 Wood In Chips Or Particles And Waste	1 296 744	7 383 037	383 248	2 205 966
247 Wood In The Rough Or Roughly Squared	81 274	243 764	72 288	245 779
248 Wood, simply Worked And Railway Sleeper Of Wood	2 639 522	14 952 740	2 787 778	15 007 066
251 Pulp And Waste Paper	33 340 963	160 800 105	29 377 947	142 644 093
263 Cotton	8 446 225	50 291 795	18 628 916	106 269 391
264 Jute And Other Textile Bast Fibres	122 001	545 395	151 484	621 966
265 Vegetable Textile Fibres,raw Or Processed;waste Of These Fibr	0	19 696	0	151 448
266 Synthetic Fibres Suitable For Spinning	7 735 342	47 719 303	20 973 984	127 346 189
267 Other Man-made Fibres Suitable For Spinning And Waste	5 919 192	32 000 922	12 079 423	62 066 585
268 Wool And Other Animal Hair	32 271	429 700	201 811	5 291 262
269 Old Clothing And Other Old Textile Articles; Rags	4	1 531	189	3 457
272 Fertilizers, Crude	374 600	993 235	179 049	697 026
273 Stone, Sand And Gravel	1 022 376	6 640 525	211 394	1 760 203

**K2. IM POR KAWASAN BERIKAT / BOUND ZONE IM PORT**  
**M ENURUT GOLONGAN BARANG SITC/ BY SITC COM M ODITY GROUP**  
**\*\* JUNI / JUNE 2014 \*\***

SITC Uraian Golongan Barang <i>Group Description</i>	Berat Bersih / <i>Net Weight (Kg)</i>		Nilai CIF / <i>CIF Value (US\$)</i>	
	Bulan ini <i>Current month</i>	Kumulatif <i>Cum. Jan to date</i>	Bulan ini <i>Current month</i>	Kumulatif <i>Cum. Jan to date</i>
274 Sulphur And Unroasted Iron Pyrites	5 832 392	29 966 130	1 010 653	6 642 013
277 Natural Abrasives	80 435	731 443	278 336	937 275
278 Other Crude Minerals	3 282 455	16 674 531	3 055 695	13 944 085
281 Iron Ore And Concentrates	19	1 019	77	1 484
282 Waste And Scrap Metal Of Iron/steel	102 854 912	386 388 895	40 515 715	148 731 218
283 Copper Ores And Concentrates	0	21	0	415
285 Aluminium Ores And Concentrates	229 285	987 072	170 779	775 380
287 Ores And Concentrates Of Basemetals	1 231	1 037 039	21 494	2 041 762
288 Non-ferrous Base Metal Waste And Scraps	0	520 386	0	1 656 217
289 Ores And Concentrates Of Precious Metals; Waste,scraps	514	516	13 740	13 892
291 Crude Animal Materials	126 498	655 064	8 003 450	41 041 516
292 Crude Vegetable Materials	236 519	754 582	591 120	2 250 425
325 Coke And Semi Coke Of Coal/lignite/peat	0	78 060	0	38 249
334 Petroleum Products, Refined	9 399 879	61 874 404	11 972 128	75 869 160
335 Residual Petroleum Products, And Related Materials	116 131	934 875	251 740	1 849 628
342 Liquefied Propane And Butane	0	710	0	1 404
343 Natural Gas, Liquefied Or Not	0	52	0	379
344 Petroleum Gases And Other Gas	65 110	252 074	146 485	598 702
345 Coal Gas, Water Gas And Similar Gas	0	4	0	2 600
411 Animal Oils And Fats	1	1	2	2
421 Fixed Vegetable Fats And Oils Soft,crude,refined Or Fractioned	578 964	3 012 764	740 567	3 984 069
422 Fixed Vegetable Fats And Oils Solid,crude,refined Or Fractionec	100 115	257 527	378 272	861 276
431 Animal And Vegetable Oil; Fat Processed And Their Wax	986	82 349	7 567	240 146
511 Hydrocarbon And Their Halogenated, Nitrated Derivatives	4 193 985	34 772 236	5 536 783	47 363 990
512 Alcohols,phenols,phenol-alcohols And Their Halogenated	7 951 563	219 136 200	5 953 334	49 525 110
513 Carboxylic Acids,and Their Anhydrides,halides,peroxides	2 492 319	13 699 884	5 436 488	28 697 404
514 Nitrogen-function Compounds	2 215 437	13 561 649	5 596 533	31 882 151
515 Organo-inorganic And Heterocyclic Compounds	695 711	5 729 719	1 767 611	17 078 005
516 Other Organic Chemicals	431 059	3 104 951	1 120 761	8 727 309
522 Inorganic Chemical Elements, Oxides And Halogen Salts	14 981 627	73 048 743	18 547 043	95 024 958
523 Metalicsalts And Peroxysalts	1 604 951	11 162 744	1 710 966	10 698 642
524 Other Inorganic Chemicals;chemical Compound Of Precious Me	8 968	106 672	809 443	4 329 754
525 Radioactive And Associated Materials	0	77 474	0	474 912
531 Synthetic Organic; Colouring Matter	2 335 798	8 796 933	11 762 327	48 005 336
532 Dyeing/tanning Extracts And Synthetic Tanning Materials	86 786	767 611	174 895	1 718 655
533 Pigments, Paints, Varnishes, And Related Materials	1 637 033	26 560 855	8 163 662	44 785 724
541 Medicinal And Pharmaceutical Products	65 671	287 898	1 673 354	6 557 210
542 Medicaments, Including Veterinary Medicaments	1	85	3	2 839
551 Essential Oils, Perfumes, And Flavour Materials	41 397	328 447	900 371	2 965 233
553 Perfumery, Cosmetics, And Toilet Preparations	19 276	90 018	1 390 357	7 354 234
554 Soap,cleansing And Polishing Preparations	709 280	3 561 059	2 138 572	11 969 453
562 Fertilizers, Manufactured	885 215	2 674 821	567 735	1 605 113
571 Polymers Of Ethylene In Primary Forms	15 209 375	96 950 380	25 421 502	156 335 451
572 Polimers Of Styrene In Primary Forms	5 272 624	40 306 378	11 274 778	84 702 690
573 Polimers Of Vinyl Chloride In Primary Forms	307 331	1 847 603	875 796	19 599 204
574 Poliacetals And Polycarbons In Primary Forms	1 684 739	12 125 637	6 352 918	46 629 388
575 Other Plastics In Primary Forms	13 326 280	76 334 135	23 950 533	145 558 382
579 Waste And Scrap Of Plastics	4 789 945	40 567 616	2 880 254	25 207 257
581 Tubes, Pipes, And Hoses Of Plastics	441 169	1 081 442	3 153 575	12 681 394
582 Plates, Sheets, And Film Of Plastics	2 914 126	26 301 761	21 964 533	110 493 391
583 Monofilament And Rod Of Plastics	14 688	53 970	292 401	1 194 023
591 Disinfectants, Insecticides, And Fungicides Put In Forms	103 136	612 209	347 483	2 284 833
592 Starches, Inulin, And Wheat Glutenal Buminoidal Substances; Gl	12 623 667	17 575 328	8 477 300	25 745 754
593 Explosive And Pyrotechnic Products	52 571	117 675	1 469 894	3 600 056
597 Additive For Mineral Oils	666 513	3 718 593	2 487 968	13 722 302
598 Miscellaneous Chemical Products	3 163 537	20 690 380	12 204 534	97 462 420
611 Leathers	2 681 324	15 319 006	32 945 364	179 341 662
612 Manufactures And Composition Leathers	4 747	60 807	131 263	1 558 150
613 Furskins, Tanned Or Dressed	2 747	11 857	107 074	553 281
621 Materials Of Rubber	410 830	2 204 042	2 978 218	15 834 553
625 Rubber Tyre,tyre Cases,tyre Treads,inner Tubes, And Tyre Flap:	453 249	1 915 117	510 043	2 504 626
629 Articles Of Rubbers	371 908	2 398 155	5 690 402	32 447 553
633 Cork Manufactures	7 814	55 288	69 482	482 091
634 Veneers,plywood,improved/reconstituted Wood Worked	6 860 880	36 358 192	4 310 509	21 819 056

**K2. IM POR KAWASAN BERIKAT / BOUND ZONE IM PORT**  
**M ENURUT GOLONGAN BARANG SITC / BY SITC COM M ODITY GROUP**  
**\*\* JUNI / JUNE 2014 \*\***

SITC Uraian Golongan Barang Group Description	Berat Bersih / Net Weight (Kg)		Nilai CIF / CIF Value (US\$)	
	Bulan ini Current month	Kumulatif Cum. Jan to date	Bulan ini Current month	Kumulatif Cum. Jan to date
635 Wood Manufactures	117 061	950 609	238 099	7 991 623
641 Papers And Paperboards	6 130 039	45 675 377	8 280 861	57 672 365
642 Paper And Paperboard Cut To Size/shape And Article Of Papers	2 783 906	17 874 315	7 989 600	51 477 525
651 Textile Yarns	5 037 300	26 340 051	22 918 029	133 109 269
652 Cotton Fabrics, Woven	5 868 376	37 380 792	68 236 678	435 432 778
653 Fabrics, Woven, Of Man-made Fibres	9 027 241	51 816 979	93 490 482	546 629 323
654 Textile Fabrics, Woven, Other Than Of Cotton Or Man-made Fil	293 952	1 441 398	7 476 749	33 457 622
655 Knitted Or Crocheted Fabrics	10 452 596	65 814 745	93 580 701	607 820 826
656 Tulle,lace,enbroidery,ribbons,trimmings And Other Small Ware	1 040 165	7 207 320	16 830 587	118 399 024
657 Special Yarns,textile Fabrics	4 383 723	29 598 800	40 298 604	256 188 964
658 Made-up Articles, Wholly/chiefly Of Textile Materials	54 358	586 965	781 077	5 953 475
659 Floor Coverings	60 593	323 344	443 208	2 531 121
661 Lime,cement And Fabricated Construction Materials	1 825 016	10 075 535	260 524	1 394 439
662 Clay And Refractory Construction Materials	1 191 738	4 031 332	431 048	2 118 204
663 Mineral Manufactures	252 225	2 588 806	2 317 244	15 513 976
664 Glass	4 732 747	27 344 306	5 402 709	29 923 872
665 Glassware	142 148	811 830	762 466	4 390 704
666 Pottery	1 326	66 479	11 307	387 963
667 Pearl, Precious And Semi Precious Stones	126	15 903	3 406	1 424 585
671 Pig Iron,spiegeleisen,sponge Iron, And Ferro-alloys	486 385	1 781 247	574 908	3 674 034
672 Ingots And Other Iron/steel In Primary Forms	48 709 002	93 469 823	27 768 340	75 738 388
673 Flat Rolled Products, Not Clad	8 102 165	78 448 491	6 608 527	61 880 379
674 Flat Rolled Products, Clad Or Plated	8 366 420	56 885 016	10 636 114	73 763 969
675 Flat Rolled Products And Alloy Steels	1 588 064	10 463 138	4 945 677	26 549 978
676 Iron/steel Bars, Rods, Angels, Shaped And Sections	4 362 731	27 011 506	6 345 760	35 612 348
677 Rail/railway And Tractor Construction Of Iron/steel Materials	417	10 855	2 814	66 259
678 Wire Of Iron/steel	1 367 750	9 282 711	3 778 499	22 423 550
679 Tubes, Pipes, Hollow Profile, Pipe Fitting Of Iron/steel	18 243 077	51 009 543	27 943 669	101 161 845
681 Silver, Platinum, And Other Metal Of The Platinum Groups	30 939	97 776	1 623 894	8 503 651
682 Copper	9 262 770	52 262 402	64 588 778	383 663 166
683 Nickel	8 644	59 862	267 394	1 663 117
684 Alumunium	3 383 346	29 273 443	12 097 333	91 757 694
685 Lead	670 389	3 080 296	1 449 665	6 756 669
686 Zinc	566 409	3 300 169	1 460 504	8 149 198
687 Tin	24 042	133 607	650 902	4 233 048
689 Miscellaneous Non-ferrous Basemetals Employed In Metallurgj	63 074	258 110	8 676 715	38 736 628
691 Structures And Parts Of Iron/steel Or Aluminium	349 537	2 562 533	1 952 366	7 299 937
692 Metal Containers For Storage And Transportations	507 696	4 596 941	2 906 634	15 766 743
693 Wire Products And Fencing Grills	265 424	2 148 198	778 174	6 291 904
694 Nails, Screws, Nuts, Bolts, Rivets Of Iron/steel Or Copper	770 490	4 377 666	5 725 859	34 160 427
695 Tools For Used In The Hand Or In Machines	143 059	709 692	2 562 417	15 584 214
696 Cutlery	14 404	93 384	165 896	1 073 191
697 Household Equipment Of Base Metals	30 671	187 073	110 275	689 807
699 Manufactures Of Base Metals	2 258 553	14 194 909	17 155 163	104 548 582
711 Steam And Other Vapour Generating Boilers And Parts	109 195	1 522 919	628 128	7 889 533
712 Steam Or Other Generating Boilers And Parts	950	95 387	45 007	1 339 262
713 Internal Combustion Piston Engines And Parts	1 486 376	5 073 312	9 295 828	35 591 310
714 Engines And Motors, Non-electric And Parts	5 762	661 496	2 096 163	22 719 076
716 Rotating Electric Plants And Parts	960 021	4 785 455	7 813 915	46 409 878
718 Other Power Generating Machines And Parts	5 109	140 294	191 368	4 820 788
721 Agricultural Machinery And Parts	13 905	66 453	126 857	578 590
723 Civil Engineering And Contractor Plants And Equipments/parts	1 168 051	4 561 798	2 512 496	12 008 380
724 Textile/leather Machinery And Parts	1 400 521	10 924 561	17 194 293	147 763 013
725 Papermill/pulpmill Machinery And Paper Cutting Machines	98 990	384 600	829 417	3 917 070
726 Printing/book Binding Machinery And Parts	1 168 796	5 291 906	55 141 479	253 976 805
727 Food Processing Machines And Parts	220 738	6 557 469	7 406 773	29 896 928
728 Other Machines And Equipment Specialized For Particular Indu	1 561 033	10 660 674	15 588 252	87 668 172
731 Machine Tools By Removing Metal	353 947	1 688 512	3 809 786	24 685 898
733 Machine Tool For Working Metals	103 592	2 190 834	2 409 053	19 720 715
735 Parts Of Machine Tools	30 036	551 855	2 377 422	15 593 721
737 Metalworking Machinery And Parts	207 159	1 132 909	3 864 008	9 432 020
741 Heating And Cooling Equipments And Parts	1 325 565	9 613 462	10 559 799	62 018 124
742 Pumps For Liquid And Parts	601 136	3 482 441	13 302 587	30 220 939
743 Pumps, Compressors, Fans, Blowers, Centrifuges, And Parts	1 624 837	17 108 024	7 212 693	65 002 558

**K2. IM POR KAWASAN BERIKAT / BOUND ZONE IMPORT**  
**M ENURUT GOLONGAN BARANG SITC/ BY SITC COM M ODITY GROUP**  
**\*\* JUNI / JUNE 2014 \*\***

SITC Uraian Golongan Barang Group Description	Berat Bersih / Net Weight (Kg)		Nilai CIF / CIF Value (US\$)	
	Bulan ini Current month	Kumulatif Cum. Jan to date	Bulan ini Current month	Kumulatif Cum. Jan to date
744 Mechanical Handling Equipments And Parts	901 422	6 373 367	2 113 743	20 488 094
745 Other Non-electical Machinery, Tools, And Mechanical Appar	174 172	1 379 230	5 039 713	26 318 940
746 Ball Or Roller Bearings	983 119	6 509 015	6 659 187	41 492 997
747 Taps, Cocks, And Valves For Pipes	608 819	1 779 010	12 373 337	28 527 281
748 Transmission Shafts And Cranks	1 154 634	7 058 522	10 072 300	57 781 188
749 Non-electric Parts And Accessories Of Machinerie	419 782	3 212 988	10 821 919	60 572 199
751 Office Machines	233 951	871 267	2 561 419	8 409 751
752 Automatic Data Processing Machines And Their Units	168 895	1 072 052	11 595 367	72 017 246
759 Parts And Accessories For Machine Of Heading 751 Or 752	80 389	328 612	2 344 005	10 938 352
761 Television Receivers	309 074	944 969	723 306	4 828 984
762 Radio Broadcast Receivers	326	3 000	48 005	250 374
763 Sound Recorders Or Reproducers	3 191	24 168	131 844	1 204 987
764 Telecommunication Equipments And Parts	4 151 450	21 456 300	117 663 924	620 340 622
771 Electric Power Machinery And Parts	356 728	2 221 170	8 070 477	57 098 645
772 Electrical Apparatus For Making And Breaking Electrical Circuits	1 990 245	11 629 524	55 480 573	350 313 462
773 Equipment For Distributing Electricity	1 714 604	9 947 944	24 442 798	122 575 944
774 Electrical Apparatus For Medical Purposes And Radiological Ap	2	1 658	350	248 857
775 Household Type, Electrical/non-electrical Equipments	909 784	3 245 686	4 744 772	17 470 578
776 Thermionic, Cold Cathode, And Photo Cathode Valves/tubes	502 962	3 233 445	89 938 890	544 061 251
778 Electrical Machinery And Apparatus	1 908 816	11 178 678	28 282 381	193 310 076
781 Passenger Motor Cars	59 120	1 381 998	1 438 294	28 946 511
782 Motor Vehicle For The Transportation Of Goods	590 914	1 999 319	1 813 398	3 867 790
783 Road Motor Vehicles	12 797	49 324	29 566	80 408
784 Parts And Accessories Of The Motor Vehicles	3 228 206	16 610 848	49 483 588	220 932 544
785 Motorcycles, Scooters, And Other Cycles Motorized/non Motor	5 201 001	23 469 271	8 312 436	36 803 059
786 Trailers And Other Vehicles, Not Motorized	64 998	123 976	198 858	627 165
791 Railway Vehicles And Associated Equipments	4	7 822	18 318	212 837
792 Aircraft And Associated Equipments And Parts	15 233	151 027	7 831 483	51 885 360
793 Ships, Boats, And Floating Structures	4 253	423 136	33 705	775 082
811 Prefabricated Buildings	3 785	719 609	177 598	1 699 159
812 Sanitary, Plumbing, Heating, And Lighting Fixtures/fittings	526	53 167	3 068	274 181
813 Lighting Fixtures And Fittings	157 713	920 913	1 640 204	7 717 908
821 Furnitures And Parts	33 780	386 375	311 448	3 777 670
831 Travel Goods	11 580	129 592	275 867	2 524 249
841 Men's Coats/jackets, Not Knitted	45 060	69 908	63 452	413 973
842 Women's Coats/jacket, Not Knitted	49 519	309 965	403 876	2 606 811
843 Men's Coats/jackets, Knitted	817	33 478	5 466	797 892
844 Women's Coats/jackets, Knitted	1 058	5 652	23 065	115 638
845 Articles Of Apparel	299 043	1 308 303	4 069 549	20 427 685
846 Clothing Accessories Of Textiles Fabrics	158 766	1 134 987	2 724 177	20 202 325
848 Articles Of Apparel And Clothing Accessories Of Other Than Te	281 868	2 108 797	4 345 129	25 033 325
851 Footwears	951 556	5 662 226	11 956 461	70 119 148
871 Optical Instrument And Apparatus	79 617	387 594	3 049 355	15 991 963
872 Medical Instruments And Appliances	14 828	66 351	82 623	447 882
873 Meters And Counters	110 117	790 433	1 129 678	9 015 603
874 Measuring, Checking, Analysing, And Controlling Instrument Ar	153 164	893 112	2 922 411	29 610 107
881 Photographic Apparatus And Equipments	6 371	23 462	995 420	3 528 856
882 Photographic And Chinematographic Supplies	138 777	695 149	488 931	2 748 160
883 Cinematograph Film, Exposed And Developed	7	196	1 361	6 305
884 Optical Goods	108 444	807 972	3 553 368	27 339 458
885 Watches And Clocks	3 785	99 303	121 667	1 607 034
891 Arms And Ammunitions	768	1 558	15 515	33 396
892 Printed Matter	488 507	3 230 262	9 496 560	62 708 411
893 Article Of Plastics	2 927 995	20 042 786	19 029 221	117 435 456
894 Baby Carriages, Toys, Games, And Sporting Goods	20 865	220 626	796 662	3 686 034
895 Office And Stationery Supplies	213 045	982 478	1 241 719	7 154 417
896 Works Of Art, Collectors Pieces And Antiques	89	6 897	2 192	105 808
897 Jewellery, Goldsmith, Silversmith Wares, And Other Articles	4 193	37 886	339 020	3 985 331
898 Musical Instrument And Parts/accessories	735 363	5 480 083	12 158 879	70 918 088
899 Other Miscellaneous Manufactured Articles	837 925	4 647 608	15 255 498	87 527 304
971 Gold, Non-monetary	155	866	1 191 064	7 089 730
<b>TOTAL IM PORT</b>	<b>869 098 170</b>	<b>4 397 338 792</b>	<b>1 885 507 411</b>	<b>10 643 829 421</b>

**K3. IM POR KAWASAN BERIKAT / BOUND ZONE IM PORT**  
**M ENURUT NEGARA ASAL / BY COUNTRY OF ORIGIN**  
**\*\* JUNI / JUNE 2014 \*\***

Kode Code	Negara Asal Country of Origin	Berat Bersih / Net Weight (Kg)		Nilai CIF / CIF Value (US\$)	
		Bulan ini Current month	Kumulatif Cum. Jan to date	Bulan ini Current month	Kumulatif Cum. Jan to date
111	JP JAPAN	29 784 544	226 413 382	270 546 578	1 575 015 657
112	HK HONG KONG	22 522 645	117 499 702	117 173 399	667 379 941
113	KP KOREA, DEM. PEOPLE'S REP.	168 094	807 864	167 624	751 481
114	KR KOREA, REPUBLIC OF	38 686 520	262 630 073	248 823 436	1 568 883 569
115	TW TAIWAN	16 059 683	97 541 195	97 870 417	619 698 193
116	CN CHINA	107 652 604	472 795 687	376 295 758	2 116 528 361
118	MO MACAU	128 838	666 979	814 057	3 807 530
120	PG PAPUA NEW GUINEA	885 058	4 111 301	317 867	1 506 162
121	TH THAILAND	227 099 606	935 159 406	172 354 614	811 221 710
122	SG SINGAPORE	47 020 357	275 047 363	133 458 075	740 177 492
123	PH PHILIPPINES	3 158 562	15 898 238	14 552 707	76 480 825
124	MY MALAYSIA	32 690 153	145 813 852	59 145 400	339 185 874
125	MM M YANMAR	150 046	1 073 328	758 752	3 196 097
126	KH CAMBODIA	48 041	338 312	224 255	2 145 884
127	BN BRUNEI DARUSSALAM	22 010	7 752 812	64 509	3 206 046
128	LA LAO PEOPLE'S DEM. REP.	0	7	0	50
129	NP NEPAL	0	6	0	80
131	VN VIET NAM	8 445 788	47 852 063	37 348 884	198 496 717
133	IN INDIA	5 674 017	69 723 832	19 732 847	126 376 390
134	PK PAKISTAN	569 991	8 140 904	2 484 072	19 337 384
135	BD BANGLADESH	64 997	484 835	66 579	851 769
136	LK SRI LANKA	44 375	248 763	749 769	3 626 554
138	ID INDONESIA	590 024	3 787 989	3 354 922	28 743 627
141	IQ IRAQ	2	7	32	51
142	IR IRAN (ISLAM IC REPUBLIC OF)	95 002	1 043 997	68 154	985 116
143	SA SAUDI ARABIA	5 589 258	42 312 814	7 057 126	45 440 237
144	IL ISRAEL	8	284	8 075	40 319
145	KW KUWAIT	548 793	4 599 189	759 870	4 616 184
146	JO JORDAN	105 746	168 990	90 792	160 638
149	PN PALESTINA	0	464	0	22 876
151	YE YEM EN	0	282	0	3 583
152	OM OMAN	1	168 398 423	2	11 053 545
154	TR TURKEY	140 562	1 478 904	1 044 083	8 361 214
155	AE UNITED ARAB EM IRATES	1 172 260	16 790 719	1 723 165	17 974 904
156	QA QATAR	10 347 418	73 013 580	13 610 061	93 489 690
157	BH BAHRAIN	0	11 292	0	90 554
158	CY CYPRUS	0	252 000	0	308 744
159	OD OTHER WEST ASIA	0	40 004	0	65 336
211	EG EGYPT	706	11 108 475	15 279	2 925 503
212	LY LIBYAN ARAB JAM AHIRIYA	0	1	0	17
213	MA MOROCCO	1	32 867	3	40 939
214	TN TUNISIA	11	603	321	30 481
216	SD SUDAN	18 745	18 763	34 506	34 670
219	NA NAMIBIA	0	35 002	0	268 017
221	ET ETHIOPIA	923	2 017	48 661	107 673
222	TZ TANZANIA, UNITED REP. OF	88 183	608 635	188 226	1 327 810
225	KE KENYA	547	21 084	5 818	205 409
228	BW BOTSWANA	0	131	0	208
230	TG TOGO	1	1	8	8
232	LR LIBERIA	53	2 947	7 857	34 617
235	CG CONGO	95 139	464 170	49 016	379 223
236	CM CAM EROON	40 619	1 032 145	26 066	715 242
237	NG NIGERIA	1	100 447	2	203 711
238	SL SIERRA LEONE	0	970	0	37 778
239	GA GABON	20 219	124 523	12 370	145 887
240	CI COTE D'IVOIRE	299 926	299 926	616 585	616 585
241	SN SENEGAL	0	1 030 529	0	2 017 578
242	M R MAURITANIA	0	1	0	2
243	ML MALI	1 985 504	4 160 577	4 158 803	8 820 960
245	BF BURKINA FASO	316 391	2 069 754	654 495	4 281 817
249	SC SEYCHELLES	194	179 147	3 410	274 258
251	UG UGANDA	0	38 013	0	427 468
252	CF CENTRAL AFRICAN REPUBLIC	205 553	205 555	422 581	422 625
253	NE NIGER	0	26 563	0	19 166

**K3. IM POR KAWASAN BERIKAT / BOUND ZONE IMPORT**  
**M ENURUT NEGARA ASAL / BY COUNTRY OF ORIGIN**  
**\*\* JUNI / JUNE 2014 \*\***

Kode Code	Negara Asal Country of Origin	Berat Bersih / Net Weight (Kg)		Nilai CIF / CIF Value (US\$)	
		Bulan ini Current month	Kumulatif Cum. Jan to date	Bulan ini Current month	Kumulatif Cum. Jan to date
256 SH	SAINT HELENA	0	78	0	2 261
260 SZ	SWAZILAND	1 380	5 146	64 432	264 876
261 ZA	SOUTH AFRICA	11 346 019	130 248 617	9 391 787	76 946 721
262 ZW	ZIMBABWE	0	158 400	0	1 382 040
264 MW	MALAWI	2	116 486	12	198 035
265 KM	COMOROS	587	587	6 963	6 963
267 MU	MAURITIUS	0	609 470	0	241 838
268 RW	RWANDA	14	14	227	227
298 VG	VIRGIN ISLANDS (BRITISH)	4 318	64 755	37 559	190 015
311 AU	AUSTRALIA	171 246 783	553 145 955	85 138 202	281 660 031
312 NZ	NEW ZEALAND	5 369 573	22 330 198	6 571 579	28 427 219
321 NR	NAURU	0	260	0	1 928
322 NC	NEW CALEDONIA	120 180	601 420	42 063	210 497
331 AS	AMERICAN SAMOA	17 769	18 540	79 358	138 274
332 CK	COOK ISLANDS	43 621	43 621	288 405	288 405
333 FJ	FIJI	0	21 223	0	144 640
334 KI	KIRIBATI	0	673	0	3 457
335 MH	MARSHALL ISLANDS	0	9 828	0	66 271
336 WS	SAMOA	0	209 511	0	598 919
339 TV	TUVALU	0	85	0	1 878
342 CC	COCOS (KEELING) ISLANDS	0	6	0	324
343 TK	TOKELAU	0	50	0	184
411 US	UNITED STATES	11 945 862	95 991 846	38 726 966	301 476 078
412 CA	CANADA	13 284 904	76 629 014	14 880 433	80 461 759
421 MX	MEXICO	44 409 516	56 640 243	18 292 738	34 316 604
422 GT	GUATEMALA	10 002	11 996	42 640	66 781
423 HN	HONDURAS	13	14 197	141	23 088
424 NI	NICARAGUA	1	2 631	8	34 383
425 PA	PANAMA	6	1 024 544	715	403 146
426 CU	CUBA	310	35 838	2 698	160 397
428 SR	SURINAME	0	4	0	412
431 CL	CHILE	3 857 690	20 758 663	16 452 314	69 280 407
432 VE	VENEZUELA	81	201	3 296	4 417
433 AR	ARGENTINA	7 151 127	12 808 302	11 095 893	19 396 094
434 BR	BRAZIL	4 990 184	225 268 381	6 574 678	130 780 805
435 CO	COLOMBIA	204 462	406 235	332 127	514 971
437 UY	URUGUAY	0	2 230 119	0	2 005 606
438 PY	PARAGUAY	42 665	249 523	87 890	474 522
441 EC	ECUADOR	6 521	385 645	205 738	2 924 611
442 PE	PERU	0	61 144	0	399 996
445 BS	BAHAMAS	846	923	6 116	7 488
446 JM	JAMAICA	3 986	24 035	23 619	30 175
447 PR	PUERTO RICO	1 819	1 822	14 241	14 247
448 BZ	BELIZE	5 240	156 763	65 203	1 339 904
449 DO	DOMINICAN REPUBLIC	1 415 010	3 505 195	866 604	2 724 204
450 SV	EL SALVADOR	0	70 862	0	48 625
451 CR	COSTA RICA	0	82 726	0	583 358
453 BB	BARBADOS	39	39	525	525
454 AG	ANTIGUA AND BARBUDA	0	96	0	1 444
455 AI	ANGUILLA	43 729	404 820	193 050	1 467 424
457 BM	BERMUDA	9	9	264	264
458 CV	CAPE VERDE	0	170	0	2 020
464 GL	GREENLAND	39 600	59 400	142 268	212 279
467 AN	NETHERLANDS ANTILLES	224	224	1 233	1 233
468 NF	NORFOLK ISLANDS	0	25	0	2 992
511 GB	UNITED KINGDOM	1 281 091	10 098 628	4 745 704	25 284 309
512 NL	NETHERLANDS	678 087	3 193 958	7 731 412	39 919 847
513 FR	FRANCE	1 573 257	5 113 373	9 476 921	35 745 657
514 DE	GERMANY, FED. REP. OF	3 671 009	21 838 354	18 555 319	111 954 950
515 AT	AUSTRIA	377 239	1 774 968	855 972	8 255 537
516 BE	BELGIUM	503 975	2 303 556	1 625 209	15 937 861
517 CH	SWITZERLAND	753 831	2 774 829	2 611 080	16 082 106
518 LU	LUXEMBOURG	5 273	35 649	85 165	549 015
520 MC	MONACO	0	5	0	307
521 DK	DENMARK	515 314	2 462 266	778 509	4 020 602



**K3. IM POR KAWASAN BERIKAT / BOUND ZONE IM PORT**  
**M ENURUT NEGARA ASAL / BY COUNTRY OF ORIGIN**  
**\*\* JUNI / JUNE 2014 \*\***

Kode Code	Negara Asal Country of Origin	Berat Bersih / Net Weight (Kg)		Nilai CIF / CIF Value (US\$)	
		Bulan ini Current month	Kumulatif Cum. Jan to date	Bulan ini Current month	Kumulatif Cum. Jan to date
522 NO	NORWAY	279 673	2 017 154	808 786	6 203 364
523 SE	SWEDEN	3 956 950	22 886 216	3 722 815	21 730 609
524 FI	FINLAND	792 121	7 290 130	1 251 745	7 261 651
525 IE	IRELAND	8 162	41 662	89 016	301 286
526 IT	ITALY	6 786 020	18 690 521	20 726 812	92 123 489
527 ES	SPAIN	195 712	2 324 846	5 273 469	29 526 830
528 PT	PORTUGAL	118 116	275 198	567 423	4 687 261
529 IS	ICELAND	0	348 720	0	497 694
531 GR	GREECE	193 417	2 115 083	652 264	5 710 525
533 AD	ANDORRA	0	286	0	1 610
534 LI	LIECHTENSTEIN	916	4 853	39 082	192 074
540 CD	DEMOCRATIC REP. OF THE CONGO	235 576	704 052	577 184	1 723 099
542 HU	HUNGARY	15 511	156 494	115 833	2 315 812
543 PL	POLAND	100 802	1 944 652	896 351	5 281 705
544 RO	ROMANIA	148 892	179 825	191 213	876 128
545 BG	BULGARIA	23480	76851	159631	641196
550 AZ	AZERBAIJAN	0	2	0	116
552 KZ	KAZAKHSTAN	0	11	0	55 257
553 KG	KYRGYZSTAN	10 847	25 079	74 505	216 642
557 UA	UKRAINE	161 062	13 451 448	214 426	5 763 211
559 LT	LITHUANIA	241	303	11 260	14 605
560 LV	LATVIA	444	23 649	10 944	118 544
561 EE	ESTONIA	0	20 056	0	111 071
562 GE	GEORGIA	0	16 884	0	328 113
563 HR	CROATIA	1 662	177 171	22 819	970 717
565 MT	MALTA	1	77 583	10	76 099
566 SK	SLOVAKIA	149	388 611	5 975	682 153
567 SI	SLOVENIA	0	195	0	16 584
568 CZ	CZECH REPUBLIC	6 908 151	41 592 589	6 191 051	37 868 676
572 RU	RUSSIA FEDERATION	1 697 890	5 033 724	827 567	8 177 122
573 RS	SERBIA	1 488	7 112	70 066	102 689
<b>TOTAL IM PORT</b>		<b>869 098 170</b>	<b>4 397 338 792</b>	<b>1 885 507 411</b>	<b>10 643 829 421</b>

**K4. IM POR KAWASAN BERIKAT / BOUND ZONE IM PORT**  
**M ENURUT PROPINSI DAN PELABUHAN IM POR / BY PROVINCE AND PORT OF IM PORTATION**  
**\*\* JUNI / JUNE 2014 \*\***

Kode Code	Propinsi / Pelabuhan Impor Province / Port of Impotation	Berat Bersih / Net Weight (Kg)		Nilai CIF / CIF Value (US\$)	
		Bulan ini Current month	Kumulatif Cum. Jan to date	Bulan ini Current month	Kumulatif Cum. Jan to date
	<b>SUM ATERA UTARA</b>	<b>42 662 048</b>	<b>247 782 191</b>	<b>42 223 335</b>	<b>202 309 467</b>
002	IDKNO KUALA NAM U (U)	3 832	1 613 805	131 722	475 122
144	IDBLW BELAWAN	42 655 699	246 150 743	41 827 461	201 154 032
166	IDMES MEDAN / POLONIA (U)	2 517	17 643	264 152	680 313
	<b>RIAU</b>	<b>0</b>	<b>33 055 209</b>	<b>0</b>	<b>25 770 149</b>
225	IDDUM DUMAI	0	30 006 489	0	14 603 805
235	IDSJQ SUNGAI GUNTUNG	0	2 220 867	0	8 070 297
242	IDTEM TEMBILAHAN	0	497 495	0	2 387 986
277	IDBUN BUATAN	0	330 358	0	708 061
	<b>KEPULAUAN RIAU</b>	<b>13 014 238</b>	<b>57 843 652</b>	<b>45 354 207</b>	<b>294 876 740</b>
248	IDTBK TANJUNG BALAI KARIM UN	12 660 335	41 811 939	42 001 151	120 093 738
250	IDTAN TANJUNG UBAN	0	15 567 706	0	170 024 885
251	IDTPN TANJUNG PINANG	0	3 151	0	664 123
263	IDPAS PASIR PANJANG	353 903	460 856	3 353 056	4 093 994
	<b>LAMPUNG</b>	<b>59 163 435</b>	<b>239 725 949</b>	<b>28 787 016</b>	<b>127 862 954</b>
395	IDPJG PANJANG	59 163 435	239 725 949	28 787 016	127 862 954
	<b>DKI JAKARTA</b>	<b>349 130 902</b>	<b>1 800 489 571</b>	<b>1 398 557 298</b>	<b>7 969 579 809</b>
431	IDTPP TANJUNG PRIOK	341 982 878	1 758 071 160	1 112 498 086	6 314 257 529
433	IDJKT JAKARTA / PASAR IKAN	3 247 653	19 915 233	10 892 101	75 406 899
434	IDCGK SOEKARNO-HATTA (U)	3 890 414	22 435 113	274 268 191	1 575 164 905
436	IDHLP HALIM PERDANA KUSUMA (U)	9 957	68 065	898 920	4 750 476
	<b>BANTEN</b>	<b>294 261 628</b>	<b>1 239 487 781</b>	<b>147 950 593</b>	<b>620 614 032</b>
461	IDMRK MERAK	129 229 140	340 284 424	78 010 751	242 250 484
473	IDCGD CIGADING	165 032 488	899 203 357	69 939 842	378 363 548
	<b>JAWA BARAT</b>	<b>59</b>	<b>629</b>	<b>1 168</b>	<b>27 027</b>
466	IDBDO HUSEIN SASTRANEGARA	59	629	1 168	27 027
	<b>JAWA TENGAH</b>	<b>27 319 194</b>	<b>166 468 522</b>	<b>95 013 576</b>	<b>614 051 945</b>
494	IDTES TANJUNG EMAS	27 299 761	166 301 231	94 671 337	611 489 311
496	IDSRG ACHMAD YANI (U)	19 029	163 546	294 378	2 363 960
498	IDSOC JEBRES/ ADI SUM ARMO	404	3 745	47 861	198 674
	<b>DI YOGYAKARTA</b>	<b>1 627</b>	<b>6 077</b>	<b>89 718</b>	<b>253 840</b>
531	IDJOG ADI SUCIPTO (U)	1 627	6 077	89 718	253 840
	<b>JAWA TIM UR</b>	<b>83 535 071</b>	<b>611 902 752</b>	<b>126 712 069</b>	<b>770 283 831</b>
562	IDGRE GRESIK	12 956 924	208 800 554	9 409 432	59 815 961
563	IDTPE TANJUNG PERAK	70 120 927	400 826 342	107 734 588	651 666 494
587	IDSJB JJANDA (U)-SURABAYA	141 722	807 500	8 620 816	53 847 881
588	IDSJR SURABAYA (PTT)	315 498	1 468 356	947 233	4 953 495
	<b>BALI</b>	<b>9 923</b>	<b>159 486</b>	<b>818 251</b>	<b>9 330 455</b>
613	IDBOA BENOA/ LOLOAN	0	7 600	0	115
620	IDDPS NGURAH RAI (U)	9 923	151 886	818 251	9 330 340
	<b>KALIM ANTAN TIM UR</b>	<b>45</b>	<b>42 184</b>	<b>180</b>	<b>430 241</b>
803	IDBPP BALIKPAPAN	0	37 870	0	254 323
814	IDBPN SEPINGGAN (U)	45	4 314	180	175 918
	<b>SULAWESI UTARA</b>	<b>0</b>	<b>374 789</b>	<b>0</b>	<b>8 438 931</b>
835	IDBIT BITUNG	0	367 975	0	7 329 992
843	IDM DC SAM RATULANGI (U)	0	6 814	0	1 108 939
	<b>TOTAL IM PORT</b>	<b>869 098 170</b>	<b>4 397 338 792</b>	<b>1 885 507 411</b>	<b>10 643 829 421</b>



# DATA

## MENCERDASKAN BANGSA



**BADAN PUSAT STATISTIK**

Jl. dr. Sutomo No. 6-8 Jakarta 10710

Telp. : (021) 3841195, 3842508, 3810291-4, Fax. : (021) 3857046

Homepage : <http://www.bps.go.id> E-mail : [bpsdq@bps.go.id](mailto:bpsdq@bps.go.id)

ISSN 0126-3668



9 770126 366007 >